

6. melléklet a 156/2019. (VI. 28.) Korm. rendelethez

**Convention concerning International
Carriage by Rail (COTIF)
Appendix C**

**Regulations concerning the International
Carriage of Dangerous Goods by Rail (RID)
Annex**

With effect from 1 January 2019

Part 1 General requirements

Chapter 1.1 Scope and applicability

1.1.1 Structure

RID is grouped into seven parts. Each part is subdivided into chapters and each chapter into sections and sub-sections (see table of contents).

Within each part the number of the part is included with the numbers of the chapters, sections and sub-sections, for example Part 4, Chapter 2, Section 1 is numbered "4.2.1".

1.1.2 Scope

1.1.2.1 For the purposes of Article 1 of Appendix C, RID specifies:

- (a) dangerous goods which are barred from international carriage;
- (b) dangerous goods which are authorized for international carriage and the conditions attaching to them (including exemptions) particularly with regard to:
 - classification of goods, including classification criteria and relevant test methods;
 - use of packagings (including mixed packing);
 - use of tanks (including filling);
 - consignment procedures (including marking and labelling of packages and means of transport as well as documentation and information required);
 - requirements concerning the construction, testing and approval of packagings and tanks;
 - use of means of transport (including loading, mixed loading and unloading).

For carriage within the meaning of RID, in addition to Appendix C, the relevant provisions of the other Appendices to COTIF shall apply, in particular those of Appendix B for carriage performed on the basis of a contract of carriage.

1.1.2.2 For the carriage of dangerous goods in trains other than freight trains in accordance with Article 5 § 1 a) of Appendix C, the provisions of Chapters 7.6 and 7.7 shall apply.

1.1.2.3 For the carriage of dangerous goods as hand luggage, registered luggage or in or on board vehicles in accordance with Article 5 § 1b) of Appendix C, only the provisions of 1.1.3.8 shall apply.

1.1.2.4 (Deleted)

1.1.3 Exemptions

1.1.3.1 Exemptions related to the nature of the transport operation

The provisions laid down in RID do not apply to:

- (a) the carriage of dangerous goods by private individuals where the goods in question are packaged for retail sale and are intended for their personal or domestic use or for their leisure or sporting activities, provided that measures have been taken to prevent any leakage of contents in normal conditions of carriage. When these goods are flammable liquids carried in refillable receptacles filled by, or for, a private individual, the total quantity shall not exceed 60 litres per receptacle. Dangerous goods in IBCs, large packagings or tanks are not considered to be packaged for retail sale;
- (b) (Deleted)
- (c) the carriage undertaken by enterprises which is ancillary to their main activity, such as deliveries to or returns from building or civil engineering sites, or in relation to surveying, repairs and maintenance, in quantities of not more than 450 litres per packaging, including intermediate bulk containers (IBCs) and large packagings, and within the maximum quantities specified in 1.1.3.6. Measures shall be taken to prevent any leakage of contents in normal conditions of carriage. These exemptions do not apply to Class 7. Carriage undertaken by such enterprises for their supply or external or internal distribution does not fall within the scope of this exemption;
- (d) the carriage undertaken by the competent authorities for the emergency response or under their supervision, insofar as such carriage is necessary in relation to the emergency response, in particular carriage undertaken to contain and recover the dangerous goods involved in an incident or accident and move them to the nearest appropriate safe place;
- (e) emergency transport intended to save human lives or protect the environment, provided that all measures are taken to ensure that such transport is carried out in complete safety;
- (f) the carriage of uncleaned empty static storage vessels which have contained gases of Class 2, groups A, O or F, substances of Class 3 or Class 9 belonging to packing group II or III or pesticides of Class 6.1 belonging to packing group II or III, subject to the following conditions:
 - All openings with the exception of pressure relief devices (when fitted) are hermetically closed;
 - Measures have been taken to prevent any leakage of contents in normal conditions of carriage; and

- The load is fixed in cradles or crates or other handling devices or to the wagon or container in such a way that they will not become loose or shift during normal conditions of carriage.

This exemption does not apply to static storage vessels which have contained desensitized explosives or substances the carriage of which is prohibited by RID.

NOTE: For radioactive material see also 1.7.1.4.

1.1.3.2 Exemptions related to the carriage of gases

The provisions laid down in RID do not apply to the carriage of:

- (a) gases contained in the fuel tanks or cylinders of railway vehicles performing a transport operation and destined for their propulsion or for the operation of any of their equipment used or intended for use during carriage (e.g. refrigerating equipment);

NOTE: A container fitted with equipment for use during carriage, secured on a railway vehicle, is considered as an integral part of the railway vehicle and benefits from the same exemptions with regard to the fuel necessary to operate the equipment.

- (b) (Deleted)

- (c) gases of Groups A and O (according to 2.2.2.1), if the pressure of the gas in the receptacle or tank at a temperature of 20 °C does not exceed 200 kPa (2 bar) and if the gas is not a liquefied or a refrigerated liquefied gas. This includes every kind of receptacle or tank, e.g. also parts of machinery and apparatus;

NOTE: This exemption does not apply to lamps. For lamps see 1.1.3.10.

- (d) gases contained in the equipment used for the operation of the vehicle (e.g. fire extinguishers), including in spare parts (e.g. inflated pneumatic tyres); this exemption also applies to inflated pneumatic tyres carried as a load;

- (e) gases contained in the special equipment of wagons or vehicles carried as a load and necessary for the operation of this special equipment during transport (cooling systems, fish-tanks, heaters, etc.) as well as spare receptacles for such equipment or uncleaned empty exchange receptacles, transported in the same wagon or vehicle;

- (f) gases contained in foodstuffs (except UN 1950), including carbonated beverages; and

- (g) gases contained in balls intended for use in sports.

- (h) (Deleted)

1.1.3.3 Exemptions related to the carriage of liquid fuels

The requirements of RID do not apply to the carriage of:

- (a) Fuel contained in the tanks of railway vehicles performing a transport operation and destined for their propulsion or for the operation of any of their equipment used or intended for use during carriage (e.g. refrigerating equipment).

NOTE: A container fitted with equipment for use during carriage, secured on a railway vehicle, is considered as an integral part of the railway vehicle and benefits from the same exemptions with regard to the fuel necessary to operate the equipment.

- (b) (Deleted)

- (c) (Deleted)

1.1.3.4 Exemptions related to special provisions or to dangerous goods packed in limited or excepted quantities

NOTE: For radioactive material see also 1.7.1.4.

- 1.1.3.4.1** Certain special provisions of Chapter 3.3 exempt partially or totally the carriage of specific dangerous goods from the requirements of RID. The exemption applies when the special provision is referred to in Column (6) of Table A of Chapter 3.2 against the dangerous goods entry concerned.

- 1.1.3.4.2** Certain dangerous goods may be subject to exemptions, provided that the conditions of Chapter 3.4 are met.

- 1.1.3.4.3** Certain dangerous goods may be subject to exemptions, provided that the conditions of Chapter 3.5 are met.

1.1.3.5 Exemptions related to empty uncleaned packagings

Empty uncleaned packagings (including IBCs and large packagings) which have contained substances of Classes 2, 3, 4.1, 5.1, 6.1, 8 and 9 are not subject to the conditions of RID if adequate measures have been taken to nullify any hazard. Hazards are nullified if adequate measures have been taken to nullify all hazards of Classes 1 to 9.

1.1.3.6 Total maximum permissible quantity per wagon or large container**1.1.3.6.1** (Reserved)**1.1.3.6.2** (Reserved)**1.1.3.6.3** Where, in accordance with 1.1.3.1 (c), dangerous goods of the same transport category are carried in the same wagon or large container, the maximum total quantity is indicated in column (3) of the table below:

Transport category	Substances or articles packing group or classification code/group or UN No.	Maximum total quantity per wagon or large container
0	Class 1: 1.1 L, 1.2 L, 1.3 L and UN No. 0190 Class 3: UN No. 3343 Class 4.2: Substances belonging to packing group I Class 4.3: UN Nos. 1183, 1242, 1295, 1340, 1390, 1403, 1928, 2813, 2965, 2968, 2988, 3129, 3130, 3131, 3132, 3134, 3148, 3396, 3398 and 3399 Class 5.1: UN No. 2426 Class 6.1: UN Nos. 1051, 1600, 1613, 1614, 2312, 3250 and 3294 Class 6.2: UN Nos. 2814 and 2900 Class 7: UN Nos. 2912 to 2919, 2977, 2978 and 3321 to 3333 Class 8: UN No. 2215 (MALEIC ANHYDRIDE, MOLTEN) Class 9: UN Nos. 2315, 3151, 3152 and 3432 and articles containing such substances or mixtures and empty uncleaned packagings, except those classified under UN No. 2908, having contained substances classified in this transport category	0
1	Substances and articles belonging to packing group I and not classified in transport category 0 and substances and articles of the following classes: Class 1: 1.1 B to 1.1 J ^(a) , 1.2 B to 1.2 J, 1.3 C, 1.3 G, 1.3 H, 1.3 J, 1.5 D ^(a) Class 2: groups T, TC ^(a) , TO, TF, TOC ^(a) and TFC aerosols: groups C, CO, FC, T, TF, TC, TO, TFC and TOC chemicals under pressure: UN Nos. 3502, 3503, 3504 and 3505 Class 4.1: UN Nos. 3221 to 3224 Class 5.2: UN Nos. 3101 to 3104	20
2	Substances belonging to packing group II and not classified in transport categories 0, 1 or 4 and substances and articles of the following classes: Class 1: 1.4B to 1.4G and 1.6N Class 2: group F aerosols: group F chemicals under pressure: UN No. 3501 Class 4.1: UN Nos. 3225 to 3230, 3531 and 3532 Class 4.3: UN No. 3292 Class 5.1: UN No. 3356 Class 5.2: UN Nos. 3105 to 3110 Class 6.1: UN Nos. 1700, 2016 and 2017 and substances belonging to packing group III Class 9: UN Nos. 3090, 3091, 3245, 3480 and 3481	333

Transport category	Substances or articles packing group or classification code/group or UN No.	Maximum total quantity per wagon or large container
3	Substances belonging to packing group III and not classified in transport categories 0, 2 or 4 and substances and articles of the following classes: Class 2: groups A and O aerosols: groups A and O chemicals under pressure: UN No. 3500 Class 3: UN No. 3473 Class 4.3: UN No. 3476 Class 8: UN Nos. 2794, 2795, 2800, 3028, 3477 and 3506 Class 9: UN Nos. 2990 and 3072	1000
4	Class 1: 1.4S Class 2: UN Nos. 3537 to 3539 Class 3: UN No. 3540 Class 4.1: UN Nos. 1331, 1345, 1944, 1945, 2254, 2623 and 3541 Class 4.2: UN Nos. 1361 and 1362 packing group III and UN No. 3542 Class 4.3: UN No. 3543 Class 5.1: UN No. 3544 Class 5.2: UN No. 3545 Class 6.1: UN No. 3546 Class 7: UN Nos. 2908 to 2911 Class 8: UN No. 3547 Class 9: UN Nos. 3268, 3499, 3508, 3509 and 3548 and empty, uncleaned packagings having contained dangerous goods, except for those classified in transport category 0	unlimited

(a) For UN Nos. 0081, 0082, 0084, 0241, 0331, 0332, 0482, 1005 and 1017, the total maximum quantity per wagon or large container shall be 50 kg.

In the above table, "maximum total quantity per wagon or large container" means:

- for articles, total mass in kilograms of the articles without their packagings (for articles of Class 1, net mass in kilograms of the explosive substance; for dangerous goods in machinery and equipment specified in RID, the total quantity of dangerous goods contained therein in kilograms or litres as appropriate);
- for solids, liquefied gases, refrigerated liquefied gases and dissolved gases, net mass in kilograms;
- for liquids, the total quantity of dangerous goods contained in litres;
- for compressed gases, adsorbed gases and chemicals under pressure, the water capacity of the receptacle in litres.

1.1.3.6.4 Where dangerous goods of different transport categories are carried in the same wagon or large container, the sum of

- the quantity of substances and articles of transport category 1 multiplied by "50",
 - the quantity of substances and articles of transport category 1 referred to in Note a to the table in 1.1.3.6.3 multiplied by "20";
 - the quantity of substances and articles of transport category 2 multiplied by "3", and
 - the quantity of substances and articles of transport category 3
- shall not exceed a calculated value of "1 000".

1.1.3.6.5 For the purposes of this sub-section, dangerous goods exempted in accordance with 1.1.3.1 (a), and (d) to (f), 1.1.3.2 to 1.1.3.5, 1.1.3.7, 1.1.3.8, 1.1.3.9 and 1.1.3.10 shall not be taken into account.

1.1.3.7 Exemptions related to the carriage of electric energy storage and production systems

The provisions laid down in RID do not apply to electric energy storage and production systems (e.g. lithium batteries, electric capacitors, asymmetric capacitors, metal hydride storage systems and fuel cells):

- (a) installed in a railway vehicle, performing a transport operation and destined for its propulsion or for the operation of any of its equipment;
- (b) contained in equipment for the operation of this equipment used or intended for use during carriage (e.g. a laptop);
- (c) (Deleted)

1.1.3.8 Application of exemptions in the carriage of dangerous goods as hand luggage, registered luggage or in or on board vehicles

NOTE 1: Further restrictions in the carriers' conditions of carriage under private law are not affected by the following requirements.

- 2:** For piggyback transport in mixed trains (combined passenger and freight transport) see Chapter 7.7.

For the carriage of dangerous goods as hand luggage, registered luggage or in or on board vehicles, the exemptions in accordance with 1.1.3.1, 1.1.3.2 (c) to (g), 1.1.3.4, 1.1.3.5, 1.1.3.7 and 1.1.3.10 shall apply.

1.1.3.9 Exemptions related to dangerous goods used as a coolant or conditioner during carriage

When used in wagons or containers for cooling or conditioning purposes, dangerous goods that are only asphyxiant (which dilute or replace the oxygen normally in the atmosphere) are only subject to the provisions of section 5.5.3.

1.1.3.10 Exemptions related to the carriage of lamps containing dangerous goods

The following lamps are not subject to RID provided that they do not contain radioactive material and do not contain mercury in quantities above those specified in special provision 366 of Chapter 3.3:

- (a) Lamps that are collected directly from individuals and households when carried to a collection or recycling facility;

NOTE: This also includes lamps brought by individuals to a first collection point, and then carried to another collection point, intermediate processing or recycling facility.

- (b) Lamps each containing not more than 1 g of dangerous goods and packaged so that there is not more than 30 g of dangerous goods per package, provided that:

- (i) the lamps are manufactured according to a certified quality management system;

NOTE: ISO 9001 may be used for this purpose.

and

- (ii) each lamp is either individually packed in inner packagings, separated by dividers, or surrounded with cushioning material to protect the lamps and packed into strong outer packagings meeting the general provisions of 4.1.1.1 and capable of passing a 1.2 m drop test;

- (c) Used, damaged or defective lamps each containing not more than 1 g of dangerous goods with not more than 30 g of dangerous goods per package when carried from a collection or recycling facility. The lamps shall be packed in strong outer packagings sufficient for preventing release of the contents under normal conditions of carriage meeting the general provisions of 4.1.1.1 and that are capable of passing a drop test of not less than 1.2 m;

- (d) Lamps containing only gases of Groups A and O (according to 2.2.2.1) provided they are packaged so that the projectile effects of any rupture of the lamp will be contained within the package.

NOTE: Lamps containing radioactive material are addressed in 2.2.7.2.2.2 (b).

1.1.4 Applicability of other regulations

1.1.4.1 General

- 1.1.4.1.1** International carriage on the territory of an RID Contracting State may be subject to regulations or prohibitions imposed in accordance with Article 3 of Appendix C for reasons other than safety during carriage. Such regulations or prohibitions shall be published in an appropriate form.

- 1.1.4.1.2** (Reserved)

- 1.1.4.1.3** (Reserved)

1.1.4.2 Carriage in a transport chain including maritime or air carriage

1.1.4.2.1 Packages, containers, bulk containers, portable tanks, tank-containers and MEGCs and wagons containing a full load made up of packages containing one and the same substance or article, which do not entirely meet the requirements for packing, mixed packing, marking, labelling of packages or placarding and orange plate marking, of RID, but are in conformity with the requirements of the IMDG Code or the ICAO Technical Instructions shall be accepted for carriage in a transport chain including maritime or air carriage subject to the following conditions:

- (a) If the packages are not marked and labelled in accordance with RID, they shall bear marks and danger labels in accordance with the requirements of the IMDG Code or the ICAO Technical Instructions;
- (b) The requirements of the IMDG Code or the ICAO Technical Instructions shall be applicable to mixed packing within a package;
- (c) For carriage in a transport chain including maritime carriage, if the containers, bulk containers, portable tanks, tank-containers or MEGCs or wagons containing a full load made up of packages containing one and the same substance or article are not marked and placarded in accordance with Chapter 5.3 of RID, they shall be marked and placarded in accordance with Chapter 5.3 of the IMDG Code. For empty, uncleaned portable tanks, tank-containers and MEGCs, this requirement shall apply up to and including the subsequent transfer to a cleaning station.

This derogation does not apply in the case of goods classified as dangerous goods in classes 1 to 9 of RID and considered as non-dangerous goods according to the applicable requirements of the IMDG Code or the ICAO Technical Instructions.

1.1.4.2.2 (Reserved)

1.1.4.2.3 (Reserved)

NOTE: For carriage in accordance with 1.1.4.2.1, see also 5.4.1.1.7. For carriage in containers, see also 5.4.2.

1.1.4.3 Use of IMO type portable tanks approved for maritime transport

IMO type portable tanks (types 1, 2, 5 and 7) which do not meet the requirements of Chapters 6.7 or 6.8, but which were built and approved before 1 January 2003 in accordance with the provisions of the IMDG Code (Amdt. 29-98) may continue to be used provided that they meet the applicable periodic inspection and test provisions of the IMDG Code¹. In addition, they shall meet the provisions corresponding to the instructions set out in columns (10) and (11) of Table A in Chapter 3.2 and the provisions of Chapter 4.2 of RID. See also 4.2.0.1 of the IMDG Code.

1.1.4.4 Piggyback transport

1.1.4.4.1 Dangerous goods may also be carried in piggyback transport under the following conditions:

Road vehicles and their contents handed over for transport in piggyback transport shall meet the provisions of ADR.

The following shall not be permitted:

- explosives of Class 1, compatibility group A (UN Nos. 0074, 0113, 0114, 0129, 0130, 0135, 0224 and 0473);
- self-reactive substances of Class 4.1 requiring temperature control (UN Nos. 3231 to 3240);
- polymerizing substances of Class 4.1 requiring temperature control (UN Nos. 3533 and 3534);
- organic peroxides of Class 5.2 requiring temperature control (UN Nos. 3111 to 3120);
- sulphur trioxide of Class 8 at least 99.95% pure, without inhibitor, carried in tanks (UN No. 1829).

1.1.4.4.2 Placards, marks or orange-coloured plates on wagons carrying road vehicles

It is not necessary to affix placards, marks or orange-coloured plates to carrying wagons in the following cases:

- (a) when road vehicles bear the placards, marks or orange-coloured plates in accordance with chapters 5.3 or 3.4 of ADR;
- (b) when placards, marks or orange-coloured plates are not required for road vehicles (e.g. in accordance with 1.1.3.6 or the Note to 5.3.2.1.5 of ADR).

¹ The International Maritime Organization (IMO) has issued "Guidance on the Continued Use of Existing IMO Type Portable Tanks and Road Tank Vehicles for the Transport of Dangerous Goods" as circular CCC.1/Circ.3. The text of this guidance can be found on the IMO website at: www.imo.org.

1.1.4.4.3 Carriage of trailers carrying packages

If a trailer becomes separated from its tractor unit, the orange-coloured plates shall also be affixed to the front of the trailer or the corresponding placards shall also be affixed to both sides of the trailer.

1.1.4.4.4 Repetition of placards, marks or orange-coloured plates on wagons carrying road vehicles

If the affixed placards, marks or orange-coloured plates in accordance with 1.1.4.4.2 are not visible from outside the carrying wagon, they shall be affixed to both sides of the carrying wagon.

1.1.4.4.5 Information in the transport document

For carriage in piggyback transport in accordance with this sub-section, the following shall be entered in the transport document:

"CARRIAGE IN ACCORDANCE WITH 1.1.4.4."

For the carriage of tanks or dangerous goods in bulk for which ADR prescribes an orange-coloured plate with the hazard identification number, the hazard identification number shall be entered in the transport document before the letters "UN" preceding the UN number (see 5.4.1.1.1 (a)).

1.1.4.4.6 All the other provisions of RID remain unaffected.

1.1.4.5 Carriage other than by rail

1.1.4.5.1 If the wagon carrying out a transport operation subject to the requirements of RID is conveyed over a section of the journey otherwise than by rail haulage, then any national or international regulations which, on the said section, govern the carriage of dangerous goods by the mode of transport used for conveying the wagon shall alone be applicable to the said section of the journey.

1.1.4.5.2 Unless this would contravene the international Conventions governing the carriage of dangerous goods by the mode of transport used for conveying the wagon on the said section of the journey, the RID Contracting States may agree to apply the requirements of RID to this section of the journey, supplemented, if they consider it necessary, by additional requirements.

These agreements shall be notified to the Secretariat of OTIF by the RID Contracting State that initiated the agreement. The Secretariat of OTIF shall bring them to the attention of all RID Contracting States.²

1.1.4.6 Consignments into or through the territory of an SMGS Contracting State

If carriage in accordance with SMGS Annex 2 follows carriage in accordance with RID, the provisions of SMGS Annex 2 shall apply to this section of the journey.

In this case, the marks for packages, overpacks, tank-wagons and tank-containers prescribed in RID and the information in the transport document³ and in the documents attached to the transport document prescribed in RID shall also, in addition to the languages prescribed in RID, be in Chinese or Russian, unless any agreements concluded between the countries concerned in the transport operation provide otherwise.

1.1.5 Application of standards

Where the application of a standard is required and there is any conflict between the standard and the provisions of RID, the provisions of RID take precedence. The requirements of the standard that do not conflict with RID shall be applied as specified, including the requirements of any other standard, or part of a standard, referenced within that standard as normative.

² Agreements concluded in accordance with this sub-section may be consulted on the OTIF website (www.otif.org).

³ The International Rail Transport Committee (CIT) publishes the "CIM/SMGS Consignment Note Manual (GLV-CIM/SMGS)", which contains the model uniform consignment note in accordance with the CIM and SMGS contract of carriage and its implementing provisions (see www.cit-rail.org).

Chapter 1.2 Definitions and units of measurement

1.2.1

Definitions

NOTE 1: This section contains all general or specific definitions.

2: Terms contained within a definition in this section which are defined separately are printed in italics.

For the purposes of RID:

A

"ADN" means the European Agreement concerning the International *Carriage of Dangerous Goods* by Inland Waterways;

"ADR" means the European Agreement concerning the International *Carriage of Dangerous Goods* by Road, including all special agreements signed by those states involved in the transport operation;

"Aerosol or aerosol dispenser" means an article consisting of any non-refillable *receptacle* meeting the requirements of 6.2.6, made of metal, glass or plastics and containing a *gas*, compressed, liquefied or dissolved under pressure, with or without a *liquid*, paste or powder, and fitted with a release device allowing the contents to be ejected as solid or liquid particles in suspension in a *gas*, as a foam, paste or powder or in a liquid state or in a gaseous state;

"Animal material" means animal carcasses, animal body parts, foodstuffs or feedstuffs derived from animals;

"Applicant" means, in the case of *conformity assessment*, the manufacturer or its authorised representative in an RID Contracting State. In the case of periodic inspections, intermediate inspections and exceptional checks, *applicant* means the testing facility, the operator or their authorised representative in an RID Contracting State;

NOTE: Exceptionally a third party (for instance a *tank-container operator* in accordance with the definition of 1.2.1) may apply for the *conformity assessment*.

"Approval"

"Multilateral approval", for the carriage of radioactive material, means approval by the relevant *competent authority* of the country of origin of the *design* or shipment, as applicable, and by the *competent authority* of each country through or into which the consignment is to be carried.

"Unilateral approval", for the carriage of radioactive material, means an approval of a *design* which is required to be given by the *competent authority* of the country of origin of the *design* only.

If the country of origin is not an RID Contracting State, the approval shall require validation by the *competent authority* of an RID Contracting State (see 6.4.22.8);

"ASTM" means the American Society for Testing and Materials (ASTM International, 100 Barr Harbor Drive, PO Box C700, West Conshohocken, PA, 19428-2959, United States of America);

B

"Bag" means a flexible *packaging* made of paper, plastics film, textiles, woven material or other suitable material;

"Battery-wagon" means a *wagon* containing elements which are linked to each other by a manifold and permanently fixed to this *wagon*. The following elements are considered to be elements of a battery-wagon: *cylinders*, *tubes*, *bundles of cylinders* (also known as frames), *pressure drums* as well as *tanks* destined for the carriage of *gases* as defined in 2.2.2.1.1 with a capacity of more than 450 litres;

"Body" (for all categories of *IBC* other than *composite IBCs*) means the receptacle proper, including openings and closures, but does not include *service equipment*;

"Box" means a *packaging* with complete rectangular or polygonal faces, made of metal, wood, plywood, reconstituted wood, fibreboard, plastics or other suitable material. Small holes for purposes of ease of handling or opening or to meet classification requirements, are permitted as long as they do not compromise the integrity of the *packaging* during *carriage*;

"Bulk container" means a containment system (including any liner or coating) intended for the *carriage* of *solid substances* which are in direct contact with the containment system. *Packagings*, *intermediate bulk containers (IBCs)*, *large packagings* and *tanks* are not included.

A bulk container is:

- of a permanent character and accordingly strong enough to be suitable for repeated use,
- specially designed to facilitate the *carriage* of goods by one or more means of transport without intermediate reloading,
- fitted with devices permitting its ready handling,
- of a capacity of not less than 1.0 m³.

Examples of bulk containers are *containers*, *offshore bulk containers*, skips, bulk bins, *swap bodies*, trough-shaped *containers*, roller *containers*, load compartments of *wagons*;

NOTE: This definition only applies to *bulk containers* meeting the requirements of Chapter 6.11.

"Closed bulk container" means a totally closed *bulk container* having a rigid roof, sidewalls, end walls and floor (including hopper-type bottoms). The term includes *bulk containers* with an opening roof, side or end wall that can be closed during *carriage*. Closed *bulk containers* may be equipped with openings to allow for the exchange of vapours and gases with air and which under normal conditions of carriage prevent the release of solid contents as well as the penetration of rain and splash water;

"Flexible bulk container" means a flexible *container* with a capacity not exceeding 15 m³ and includes liners and attached handling devices and service equipment;

"Sheeted bulk container" means an open top *bulk container* with rigid bottom (including hopper-type bottom), side and end walls and a non-rigid covering;

"Bundle of cylinders" means an assembly of *cylinders* that are fastened together and which are interconnected by a manifold and carried as a unit. The total water capacity shall not exceed 3 000 litres except that bundles intended for the *carriage* of toxic gases of Class 2 (groups starting with letter T according to 2.2.2.1.3) shall be limited to 1 000 litres water capacity;

C

"Calculation pressure" means a theoretical pressure at least equal to the *test pressure* which, according to the degree of danger exhibited by the substance being carried, may to a greater or lesser degree exceed the working pressure. It is used solely to determine the thickness of the walls of the *shell*, independently of any external or internal reinforcing device (see also "*Discharge pressure*", "*Filling pressure*", "*Maximum working pressure (gauge pressure)*" and "*Test pressure*");

NOTE: For *portable tanks*, see Chapter 6.7.

"Capacity of shell or shell compartment" for *tanks*, means the total inner volume of the *shell* or *shell* compartment expressed in litres or cubic metres. When it is impossible to completely fill the *shell* or the *shell* compartment because of its shape or construction, this reduced capacity shall be used for the determination of the degree of filling and for the marking of the *tank*;

"Cargo transport unit" means a *road vehicle*, a *wagon*, a *container*, a *tank-container*, a *portable tank* or an *MEGC*;

"Carriage" means the change of place of *dangerous goods*, including stops made necessary by transport conditions and including any period spent by the *dangerous goods* in *wagons*, *tanks* and *containers* made necessary by traffic conditions before, during and after the change of place.

This definition also covers the intermediate temporary storage of *dangerous goods* in order to change the mode or means of transport (transshipment). This shall apply, provided that transport documents showing the place of dispatch and the place of reception are presented on request and provided that *packages* and *tanks* are not opened during intermediate storage, except to be checked by the *competent authorities*;

"Carriage in bulk" means the *carriage* of unpackaged *solids* or articles in *wagons*, *containers* or *bulk containers*. The term does not apply to packaged goods nor to substances carried in *tanks*;

"Carrier" means the *enterprise* which carries out the transport operation with or without a transport contract;

"CGA" means the Compressed Gas Association (CGA, 14501 George Carter Way, Suite 103, Chantilly VA 20151, United States of America);

"CIM" means the Uniform Rules Concerning the Contract of International Carriage of Goods by Rail (Appendix B to the Convention concerning International Carriage by Rail (COTIF)), as amended;

"Closed bulk container", see "*Bulk container*";

"Closed container", see "*Container*";

"Closed wagon" means a *wagon* with fixed or movable sides or roof;

"Closure" means a device which closes an opening in a *receptacle*;

"CMR" means the Convention on the Contract for the International Carriage of Goods by Road (Geneva, 19 May 1956), as amended;

"Collective entry" means an entry for a defined group of substances or articles (see 2.1.1.2, B, C and D);

"Combination packaging" means a combination of *packagings* for carriage purposes, consisting of one or more *inner packagings* secured in an *outer packaging* in accordance with 4.1.1.5;

NOTE: The term "*inner packaging*" used for *combination packagings* shall not be confused with the term "*inner receptacle*" used for *composite packagings*.

"Competent authority" means the authority or authorities or any other body or bodies designated as such in each State and in each specific case in accordance with domestic law;

"Compliance assurance" (radioactive material) means a systematic programme of measures applied by a competent authority which is aimed at ensuring that the requirements of RID are met in practice;

"Composite IBC with plastics inner receptacle" means an *IBC* comprising structural equipment in the form of a rigid outer casing encasing a plastics inner receptacle together with any *service* or other *structural equipment*. It is so constructed that the inner receptacle and outer casing once assembled form, and are used as, an integrated single unit to be filled, stored, transported or emptied as such;

NOTE: "Plastics material", when used in connection with inner receptacles for composite IBCs, is taken to include other polymeric materials such as rubber.

"Composite packaging" means a *packaging* consisting of an *outer packaging* and an *inner receptacle* so constructed that the *inner receptacle* and the *outer packaging* form an integral packaging. Once assembled it remains thereafter an integrated single unit; it is filled, stored, carried and emptied as such;

NOTE: The term "*inner receptacle*" used for *composite packagings* shall not be confused with the term "*inner packaging*" used for *combination packagings*. For example, the inner of a 6HA1 *composite packaging* (plastics material) is such an *inner receptacle* since it is normally not designed to perform a containment function without its *outer packaging* and is not therefore an *inner packaging*.

Where a material is mentioned in brackets after the term "*composite packaging*", it refers to the *inner receptacle*.

"Compressed Natural Gas (CNG)" means a compressed gas composed of natural gas with a high methane content assigned to UN No. 1971;

"Confinement system", for the carriage of radioactive material, means the assembly of fissile material and packaging components specified by the designer and agreed to by the *competent authority* as intended to preserve criticality safety;

"Conformity assessment" means the process of verifying the conformity of a product according to the provisions of sections 1.8.6 and 1.8.7 related to type approval, supervision of manufacture and initial inspection and testing;

"Consignee" means the *consignee* according to the contract for *carriage*. If the *consignee* designates a third party in accordance with the provisions applicable to the contract for carriage, this person shall be deemed to be the *consignee* within the meaning of RID. If the transport operation takes place without a contract for *carriage*, the *enterprise* which takes charge of the *dangerous goods* on arrival shall be deemed to be the *consignee*.

"Consignment" means any *package* or *packages*, or load of *dangerous goods*, presented by a *consignor* for *carriage*;

"Consignor" means the *enterprise* which consigns *dangerous goods* either on its own behalf or for a third party. If the transport operation is carried out under a contract for *carriage*, *consignor* means the *consignor* according to the contract for *carriage*;

"Container" means an article of transport equipment (lift van or other similar structure):

- of a permanent character and accordingly strong enough to be suitable for repeated use;
- specially designed to facilitate the *carriage* of goods, by one or more means of transport, without breakage of load;
- fitted with devices permitting its ready stowage and handling, particularly when being transloaded from one means of transport to another;
- so designed as to be easy to fill and empty
- having an internal volume of not less than 1 m³, except for containers for the carriage of radioactive material.

A *swap body* is a *container* which, in accordance with European Standard EN 283:1991 has the following characteristics:

- from the point of view of mechanical strength, it is only built for *carriage* on a *wagon* or a vehicle on land or by roll-on roll-off ship;
- it cannot be stacked;
- it can be removed from vehicles by means of equipment on board the vehicle and on its own supports, and can be reloaded;

NOTE: The term "*container*" does not cover conventional *packagings*, *IBCs*, *tank-containers* or *wagons*. Nevertheless, a container may be used as a packaging for the carriage of radioactive material.

In addition:

"Closed container" means a totally enclosed *container* having a rigid roof, rigid side walls, rigid end walls and a floor. The term includes *containers* with an opening roof where the roof can be closed during transport;

"Large container" means

- (a) a *container* which does not meet the definition of a *small container*;
- (b) in the meaning of the *CSC*, a *container* of a size such that the area enclosed by the four outer bottom corners is either
 - (i) at least 14 m² (150 square feet) or
 - (ii) at least 7 m² (75 square feet) if fitted with top corner fittings;

"Open container" means an open top *container* or a platform based *container*;

"Sheeted container" means an open *container* equipped with a sheet to protect the goods loaded;

"Small container" means a *container* which has an internal volume of not more than 3 m³;

"Containment system", for the carriage of radioactive material, means the assembly of components of the *packaging* specified by the designer as intended to retain the radioactive material during *carriage*;

"Control temperature" means the maximum temperature at which the organic peroxide, the self-reactive substance or the polymerizing substance can be safely carried;

"Conveyance" means, for carriage by road or by rail, a *road vehicle* or a *wagon*;

"Crate" means an *outer packaging* with incomplete surfaces;

"Criticality safety index (CSI)" assigned to a *package*, *overpack* or *container* containing fissile material, for the carriage of radioactive material, means a number which is used to provide control over the accumulation of *packages*, *overpacks* or *containers* containing fissile material;

"Critical temperature" means the temperature above which the substance cannot exist in the liquid state;

"Cryogenic receptacle" means a transportable thermally insulated pressure receptacle for refrigerated liquefied gases of a water capacity of not more than 1 000 litres (see also "*Open cryogenic receptacle*");

"CSC" means the International Convention for Safe Containers (Geneva, 1972) as amended and published by the International Maritime Organization (*IMO*), London;

"Cylinder" means a transportable *pressure receptacle* of a water capacity not exceeding 150 litres (see also "*Bundle of cylinders*");

D

"Dangerous goods" means those substances and articles the *carriage* of which is prohibited by RID, or authorized only under the conditions prescribed therein;

"Dangerous reaction" means:

- (a) combustion or evolution of considerable heat;
- (b) evolution of flammable, asphyxiant, oxidizing or toxic gases;
- (c) the formation of corrosive substances;
- (d) the formation of unstable substances; or
- (e) dangerous rise in pressure (for *tanks* only);

"Demountable tank" means a *tank* designed to fit the special apparatus of the *wagon* but which can only be removed from it after dismantling their means of attachment;

"Design", for the carriage of radioactive material, means the description of fissile material excepted under 2.2.7.2.3.5 (f), special form radioactive material, low dispersible radioactive material, *package* or *packaging* which enables such an item to be fully identified. The description may include specifications, engineering drawings, reports demonstrating compliance with regulatory requirements, and other relevant documentation;

"Design life", for composite cylinders and tubes, means the maximum life (in number of years) for which the *cylinder* or *tube* is designed and approved in accordance with the applicable standard;

"Diameter" (for *shells* of *tanks*) means the internal diameter of the *shell*;

"Discharge pressure" means the maximum pressure actually built up in the *tank* when it is being discharged under pressure (see also *"Calculation pressure"*, *"Filling pressure"*, *"Maximum working pressure (gauge pressure)"* and *"Test pressure"*);

"Drum" means a flat-ended or convex-ended cylindrical *packaging* made out of metal, fibreboard, plastics, plywood or other suitable materials. This definition also includes *packagings* of other shapes, e.g. round, taper-necked *packagings* or pail-shaped *packagings*. *Wooden barrels* and *jerricans* are not covered by this definition;

E

"ECM", see *"Entity in charge of maintenance"*;

"Emergency temperature" means the temperature at which emergency procedures shall be implemented in the event of loss of temperature control;

"EN" (standard) means a European standard published by the European Committee of Standardization (CEN) (CEN, Avenue Marnix 17, B-1000 Brussels);

"Enterprise" means any natural person, any legal person, whether profit-making or not, any association or group of persons without legal personality, whether profit-making or not, or any official body, whether it has legal personality itself or is dependent upon an authority that has such personality;

"Entity in charge of maintenance (ECM)" means the entity in accordance with the Uniform Rules concerning the Technical Admission of Railway Material used in International Traffic (ATMF – Appendix G to COTIF) and certified in accordance with Annex A⁴ thereto, that is in charge of the maintenance of a *wagon*;

"Exclusive use", for the carriage of radioactive material, means the sole use, by a single *consignor*, of a *wagon* or of a *large container*, in respect of which all initial, intermediate and final loading, shipment and unloading are carried out in accordance with the directions of the *consignor* or *consignee*, where so required by RID;

F

"Fibreboard IBC" means a fibreboard *body* with or without separate top and bottom caps, if necessary an *inner liner* (but no *inner packagings*), and appropriate *service* and *structural equipment*;

"Filler" means any enterprise which fills dangerous goods into a *tank* (*tank-wagon*, *wagon* with *demountable tank*, *portable tank* or *tank-container*) and/or into a *wagon*, *large container* or *small container* for carriage in bulk, or into a *battery-wagon* or *MEGC*;

"Filling pressure" means the maximum pressure actually built up in the *tank* when it is being filled under pressure (see also *"Calculation pressure"*, *"Discharge pressure"*, *"Maximum working pressure (gauge pressure)"* and *"Test pressure"*);

"Filling ratio" means the ratio of the mass of gas to the mass of water at 15 °C that would fill completely a *pressure receptacle* fitted ready for use;

"Fixed tank" means a *tank* having a capacity of more than 1 000 litres which is permanently attached to a *wagon* (which then becomes a *tank-wagon*) or is an integral part of the frame of such *wagon*;

⁴ Appendix G is harmonised with the European legislation, particularly Directives 2004/49/EC (Articles 3 and 14 a) and 2008/57/EC (Articles 2 and 33) on the elements related to ECM. Annex A to ATMF is equivalent to Regulation (EU) 445/2011 and deals with the certification system of entities in charge of the maintenance of freight wagons.

"Flammable component" (for *aerosols*) means flammable *liquids*, flammable *solids* or flammable *gases* and gas mixtures as defined in Notes 1 to 3 of sub-section 31.1.3 of Part III of the *Manual of Tests and Criteria*. This designation does not cover pyrophoric, self-heating or water-reactive substances. The chemical heat of combustion shall be determined by one of the following methods ASTM D 240, ISO/FDIS 13943: 1999 (E/F) 86.1 to 86.3 or NFPA 30B.

"Flash-point" means the lowest temperature of a *liquid* at which its vapours form a flammable mixture with air;

"Flexible bulk container", see *"Bulk container"*;

"Flexible IBC" means a *body* constituted of film, woven fabric or any other flexible material or combinations thereof, and if necessary, an inner coating or *liner*, together with any appropriate *service equipment* and *handling devices*;

"Fuel cell" means an electrochemical device that converts the chemical energy of a fuel to electrical energy, heat and reaction products;

"Fuel cell engine" means a device used to power equipment and which consists of a *fuel cell* and its fuel supply, whether integrated with or separate from the *fuel cell*, and includes all appurtenances necessary to fulfil its function;

"Full load" means any load originating from one *consignor* for which the use of a *wagon* or *large container* is exclusively reserved and all operations for the loading and unloading of which are carried out in conformity with the instructions of the *consignor* or of the *consignee*;

NOTE 1: The corresponding term for radioactive material is *"exclusive use"*.

2: This definition covers the term *"wagon load"* used in the other Appendices to COTIF and in other railway regulations.

G

"Gas" means a substance which:

- (a) at 50 °C has a vapour pressure greater than 300 kPa (3 bar); or
- (b) is completely gaseous at 20 °C under standard pressure of 101.3 kPa;

"Gas cartridge", see *"Small receptacle containing gas"*;

"GHS" means the seventh revised edition of the Globally Harmonized System of Classification and Labelling of Chemicals, published by the United Nations as document ST/SG/AC.10/30/Rev.7;

H

"Handling device" (for *flexible IBCs*) means any sling, loop, eye or frame attached to the *body* of the *IBC* or formed from the continuation of the *IBC body* material;

"Hermetically closed tank" means a *tank* that:

- is not equipped with *safety valves*, bursting discs, other similar safety devices or *vacuum valves* or *self-operating ventilation valves*; or
- is equipped with *safety valves* preceded by a bursting disc according to 6.8.2.2.10, but is not equipped with *vacuum valves* or *self-operating ventilation valves*.

A *tank* intended for the *carriage* of *liquid substances* with a *calculation pressure* of at least 4 bar or intended for the *carriage* of *solid substances* (powdery or granular) regardless of its *calculation pressure* is also considered hermetically closed if it:

- is equipped with *safety valves* preceded by a bursting disc according to 6.8.2.2.10 and *vacuum valves* or *self-operating ventilation valves*, in accordance with the requirements of 6.8.2.2.3; or,
- is not equipped with *safety valves*, bursting discs or other similar safety devices, but is equipped with *vacuum valves* or *self-operating ventilation valves*, in accordance with the requirements of 6.8.2.2.3.

"Holding time" means the time that will elapse from the establishment of the initial filling condition until the pressure has risen due to heat influx to the lowest set pressure of the pressure limiting device(s) of *tanks* intended for the carriage of refrigerated liquefied gases;

NOTE: For *portable tanks*, see 6.7.4.1.

I

"IAEA" means the International Atomic Energy Agency (IAEA) (IAEA, P.O. Box 100, A-1400 Vienna);

"IBC", see *"Intermediate bulk container"*;

"ICAO" means the International Civil Aviation Organization (ICAO, 999 University Street, Montreal, Quebec H3C 5H7, Canada);

"ICAO Technical Instructions" means the Technical Instructions for the Safe Transport of Dangerous Goods by Air, which complement Annex 18 to the Chicago Convention on International Civil Aviation (Chicago 1944), published by the International Civil Aviation Organization (ICAO) in Montreal;

"IMDG Code" means the International Maritime Dangerous Goods Code, for the implementation of Chapter VII, Part A, of the International Convention for the Safety of Life at Sea, 1974 (SOLAS Convention), published by the International Maritime Organization (IMO), London;

"IMO" means the International Maritime Organization (IMO, 4 Albert Embankment, London SE1 7SR, United Kingdom);

"Inner packaging" means a *packaging* for which an *outer packaging* is required for carriage;

"Inner receptacle" means a *receptacle* which requires an *outer packaging* in order to perform its containment function;

"Inspection body" means an independent inspection and testing body approved by the *competent authority*;

"Intermediate bulk container" (IBC) means a rigid, or flexible portable *packaging*, other than those specified in Chapter 6.1, that:

(a) has a capacity of:

- (i) not more than 3.0 m³ for *solids* and *liquids* of *packing groups* II and III;
- (ii) not more than 1.5 m³ for *solids* of *packing group* I when packed in *flexible, rigid plastics, composite, fibreboard* and *wooden IBCs*;
- (iii) not more than 3.0 m³ for *solids* of *packing group* I when packed in *metal IBCs*;
- (iv) not more than 3.0 m³ for radioactive material of Class 7;

(b) is designed for mechanical handling;

(c) is resistant to the stresses produced in handling and transport as determined by the tests specified in Chapter 6.5

(see also *"Composite IBC with plastics inner receptacle"*, *"Fibreboard IBC"*, *"Flexible IBC"*, *"Metal IBC"*, *"Rigid plastics IBC"* and *"Wooden IBC"*);

NOTE 1: *Portable tanks* or *tank-containers* that meet the requirements of Chapter 6.7 or 6.8 respectively are not considered to be *intermediate bulk containers (IBCs)*.

2: *Intermediate bulk containers (IBCs)* which meet the requirements of Chapter 6.5 are not considered to be *containers* for the purposes of RID.

"Remanufactured IBC" means a *metal, rigid plastics* or *composite IBC* that:

(a) is produced as a UN type from a non-UN type; or

(b) is converted from one UN design type to another UN design type.

Remanufactured IBCs are subject to the same requirements of RID that apply to new *IBCs* of the same type (see also design type definition in 6.5.6.1.1);

"Repaired IBC" means a *metal, rigid plastics* or *composite IBC* that, as a result of impact or for any other cause (e.g. corrosion, embrittlement or other evidence of reduced strength as compared to the design type) is restored so as to conform to the design type and to be able to withstand the design type tests. For the purposes of RID, the replacement of the *rigid inner receptacle* of a *composite IBC* with a *receptacle* conforming to the original design type from the same manufacturer is considered repair. However, *routine maintenance of rigid IBCs* is not considered repair. The *bodies* of *rigid plastics IBCs* and the *inner receptacles* of *composite IBCs* are not repairable. *Flexible IBCs* are not repairable unless approved by the *competent authority*;

"Routine maintenance of flexible IBCs" means the routine performance on plastics or textile *flexible IBCs* of operations, such as:

(a) Cleaning; or

(b) Replacement of non-integral components, such as non-integral liners and closure ties, with components conforming to the manufacturer's original specification;

provided that these operations do not adversely affect the containment function of the *flexible IBC* or alter the design type;

"Routine maintenance of rigid IBCs" means the routine performance on *metal, rigid plastics* or *composite IBCs* of operations such as:

- (a) Cleaning;
- (b) Removal and reinstallation or replacement of *body* closures (including associated gaskets), or of *service equipment*, conforming to the original manufacturer's specifications, provided that the leaktightness of the IBC is verified; or
- (c) Restoration of *structural equipment* not directly performing a dangerous goods containment or discharge pressure retention function so as to conform to the design type (e.g. the straightening of legs or lifting attachments), provided that the containment function of the IBC is not affected;

"Intermediate packaging" means a *packaging* placed between *inner packagings* or articles, and an *outer packaging*;

"ISO" (standard) means an international standard published by the International Organization for Standardization (ISO) (ISO, 1, rue de Varembé, CH-1204 Geneva 20);

J

"Jerrican" means a metal or plastics *packaging* of rectangular or polygonal cross-section with one or more orifices;

L

"Large container", see *"Container"*;

"Large packaging" means a *packaging* consisting of an *outer packaging* which contains articles or *inner packagings* and which

- (a) is designed for mechanical handling;
- (b) exceeds 400 kg net mass or 450 litres capacity but has a volume of not more than 3.0 m³;

"Remanufactured large packaging" means a metal or rigid plastics *large packaging* that:

- (a) Is produced as a UN type from a non-UN type; or
- (b) Is converted from one UN design type to another UN design type.

Remanufactured large packagings are subject to the same requirements of RID that apply to new *large packagings* of the same type (see also design type definition in 6.6.5.1.2);

"Reused large packaging" means a *large packaging* to be refilled which has been examined and found free of defects affecting the ability to withstand the performance tests; the term includes those which are refilled with the same or similar compatible contents and are carried within distribution chains controlled by the *consignor* of the product;

"Large salvage packaging" means a special *packaging* which

- (a) is designed for mechanical handling; and
 - (b) exceeds 400 kg net mass or 450 litres capacity but has a volume of not more than 3 m³;
- into which damaged, defective, leaking or non-conforming *dangerous goods packages*, or *dangerous goods* that have spilled or leaked are placed for purposes of *carriage* for recovery or disposal;

"Leakproofness test" means a test to determine the leakproofness of a *tank*, a *packaging* or an *IBC* and of the equipment and closure devices;

NOTE: For *portable tanks*, see Chapter 6.7.

"Light-gauge metal packaging" means a *packaging* of circular, elliptical, rectangular or polygonal cross-section (also conical) and taper-necked and pail-shaped *packaging* made of metal, having a wall thickness of less than 0.5 mm (e.g. tinplate), flat or convex bottomed and with one or more orifices, which is not covered by the definitions for *drums* or *jerricans*;

"Liner" means a tube or bag inserted into a *packaging*, including *large packagings* or *IBCs*, but not forming an integral part of it, including the *closures* of its openings;

"Liquefied Natural Gas (LNG)" means a refrigerated liquefied gas composed of natural gas with a high methane content assigned to UN No. 1972;

"Liquefied Petroleum Gas (LPG)" means a low pressure liquefied gas composed of one or more light hydrocarbons which are assigned to UN Nos. 1011, 1075, 1965, 1969 or 1978 only and which consists mainly of propane, propene, butane, butane isomers, butene with traces of other hydrocarbon gases;

NOTE 1: Flammable gases assigned to other UN numbers shall not be regarded as LPG.

2: For UN No. 1075 see NOTE 2 under 2F, UN No. 1965, in the table for liquefied gases in 2.2.2.3.

"Liquid" means a substance which at 50 °C has a vapour pressure of not more than 300 kPa (3 bar), which is not completely gaseous at 20 °C and 101.3 kPa, and which

- (a) has a melting point or initial melting point of 20 °C or less at a pressure of 101.3 kPa, or
- (b) is liquid according to the ASTM D 4359-90 test method or
- (c) is not pasty according to the criteria applicable to the test for determining fluidity (penetrometer test) described in 2.3.4;

NOTE: "Carriage in the liquid state", for the purpose of tank requirements, means:

- Carriage of *liquids* according to the above definition, or
- Solids handed over for *carriage* in the molten state.

"Loader" means any *enterprise* which:

- (a) Loads packaged *dangerous goods*, *small containers* or *portable tanks* into or onto a *wagon* or a *container*, or
- (b) Loads a *container*, *bulk-container*, *MEGC*, *tank-container*, *portable tank* or *road vehicle* onto a *wagon*;

"Loading" means all actions carried out by the *loader*, in accordance with the definition of *loader*;

M

"Management system", for the *carriage* of radioactive material, means a set of interrelated or interacting elements (system) for establishing policies and objectives and enabling the objectives to be achieved in an efficient and effective manner;

"Manual of Tests and Criteria" means the sixth revised edition of the United Nations Recommendations on the Transport of Dangerous Goods, Manual of Tests and Criteria, published by the United Nations Organization (ST/SG/AC.10/11/Rev.6 and Amend.1);

"Mass of package" means gross mass of the *package* unless otherwise stated;

"Maximum capacity" means the maximum inner volume of *receptacles* or *packagings* including *intermediate bulk containers (IBCs)* and *large packagings* expressed in cubic metres or litres;

"Maximum net mass" means the maximum net mass of contents in a single *packaging* or maximum combined mass of *inner packagings* and the contents thereof expressed in kilograms;

"Maximum normal operating pressure", for the carriage of radioactive material, means the maximum pressure above atmospheric pressure at mean sea-level that would develop in the *containment system* in a period of one year under the conditions of temperature and solar radiation corresponding to environmental conditions in the absence of venting, external cooling by an ancillary system, or operational controls during *carriage*;

"Maximum permissible gross mass"

- (a) (for IBCs) means the mass of the *IBC* and any *service* or *structural equipment* together with the maximum net mass;
- (b) (for *tanks*) means the tare of the *tank* and the heaviest load authorized for *carriage*;

NOTE: For *portable tanks*, see Chapter 6.7.

"Maximum working pressure (gauge pressure)" means the highest of the following three pressures that may occur at the top of the *tank* in the operating position:

- (a) the highest effective pressure allowed in the *tank* during filling (maximum *filling pressure* allowed);
- (b) the highest effective pressure allowed in the *tank* during discharge (maximum *discharge pressure* allowed); and
- (c) the effective gauge pressure to which the *tank* is subjected by its contents (including such extraneous gases as it may contain) at the maximum working temperature.

Unless the special requirements prescribed in Chapter 4.3 provide otherwise, the numerical value of this working pressure (gauge pressure) shall not be lower than the vapour pressure (absolute pressure) of the filling substance at 50 °C.

For tanks equipped with *safety valves* (with or without bursting disc) other than tanks for the carriage of compressed, liquefied or dissolved gases of Class 2., the *maximum working pressure (gauge pressure)* shall however be equal to the prescribed opening pressure of such *safety valves* (see also "*Calculation pressure*", "*Discharge pressure*", "*Filling pressure*" and "*Test pressure*");

NOTE 1: *Maximum working pressure* is not applicable to gravity-discharge *tanks* according to 6.8.2.1.14 (a).

2: For *portable tanks*, see Chapter 6.7.

3: For closed cryogenic receptacles, see Note to 6.2.1.3.6.5.

"MEGC", see *"Multiple-element gas container"*;

"Metal hydride storage system" means a single complete hydrogen storage system, including a receptacle, metal hydride, pressure relief device, shut-off valve, *service equipment* and internal components used for the carriage of hydrogen only;

"Metal IBC" means a metal *body* together with appropriate *service* and *structural equipment*;

"Mild steel" means a steel having a minimum tensile strength between 360 N/mm² and 440 N/mm²;

NOTE: For *portable tanks*, see Chapter 6.7.

"Multiple-element gas container (MEGC)" means a unit containing elements which are linked to each other by a manifold and mounted on a frame. The following elements are considered to be elements of a *multiple-element gas container*: *cylinders*, *tubes*, *pressure drums* and *bundles of cylinders* as well as *tanks* for the carriage of gases as defined in 2.2.2.1.1 having a capacity of more than 450 litres;

NOTE: For UN MEGCs, see Chapter 6.7.

N

"Net explosive mass (NEM)" means the total mass of the explosive substances, without the packagings, casings, etc. (*Net explosive quantity (NEQ)*, *net explosive contents (NEC)*, *net explosive weight (NEW)* or *net mass of explosive contents* are often used to convey the same meaning.);

"Neutron radiation detector" means a device that detects neutron radiation. In such a device, a gas may be contained in a hermetically sealed electron tube transducer that converts neutron radiation into a measurable electric signal;

"N.O.S. entry (not otherwise specified entry)" means a collective entry to which substances, mixtures, solutions or articles may be assigned if they:

- (a) are not mentioned by name in Table A of Chapter 3.2, and
- (b) exhibit chemical, physical and/or dangerous properties corresponding to the Class, classification code, *packing group* and the name and description of the *n.o.s. entry*;

O

"Offshore bulk container" means a *bulk container* specially designed for repeated use for *carriage* to, from and between offshore facilities. An offshore bulk container is designed and constructed in accordance with the guidelines for the approval of offshore containers handled in open seas specified by the International Maritime Organization (IMO) in document MSC/Circ.860;

"Open container", see *"Container"*;

"Open cryogenic receptacle" means a transportable thermally insulated *receptacle* for refrigerated liquefied gases maintained at atmospheric pressure by continuous venting of the refrigerated liquefied gas;

"Open wagon" means a wagon with or without side boards and tailboards, the loading surfaces of which are open;

"Operator of a tank-container, portable tank or tank-wagon"⁵ means any *enterprise* in whose name the *tank-container*, *portable tank* or *tank-wagon* is registered or approved for transport;

"OTIF" means the Intergovernmental Organization for International Carriage by Rail (OTIF, Gryphenhübeliweg 30, CH-3006 Bern);

"Outer packaging" means the outer protection of the *composite* or *combination packaging* together with any absorbent materials, cushioning and any other components necessary to contain and protect *inner receptacles* or *inner packagings*;

⁵ In the case of a *tank-wagon* the term "operator" is equivalent to the term "keeper" as defined in Article 2, n) of Appendix G to COTIF (ATMF) and in Article 3s of the Rail Safety Directive (Directive 2004/49/EC of the European Parliament and of the Council of 29 April 2004 on safety on the Community's railways and amending Council Directive 95/18/EC on the licensing of railway undertakings, and Directive 2001/14/EC on the allocation of railway infrastructure capacity and the levying of charges for the use of railway infrastructure and safety certification) and in Article 2s of Directive 2008/57/EC of the European Parliament and of the Council of 17 June 2008 on the interoperability of the rail system within the Community.

"Over-moulded cylinder" means a *cylinder* intended for the *carriage* of *LPG* with a water capacity not exceeding 13 litres made of a coated welded steel inner *cylinder* with an over-moulded protective case made from cellular plastic, which is non-removable and bonded to the outer surface of the steel *cylinder* wall;

"Overpack" means an enclosure used (by a single *consignor* in the case of radioactive material) to contain one or more *packages*, consolidated into a single unit easier to handle and stow during *carriage*.

Examples of *overpacks*:

- (a) a loading tray such as a pallet, on which several *packages* are placed or stacked and secured by a plastics strip, shrink or stretch wrapping or other appropriate means; or
- (b) an outer protective *packaging* such as a *box* or a *crate*;

P

"Package" means the complete product of the packing operation, consisting of the *packaging* or *large packaging* or *IBC* and its contents prepared for dispatch. The term includes *pressure receptacles* for *gases* as defined in this section as well as articles which, because of their size, mass or configuration may be carried unpackaged or carried in cradles, crates or handling devices. Except for the carriage of radioactive material, the term does not apply to goods which are carried in *bulk*, nor to substances carried in *tanks*.

NOTE: For radioactive material, see 2.2.7.2, 4.1.9.1.1 and Chapter 6.4.

"Packaging" means one or more *receptacles* and any other components or materials necessary for the *receptacles* to perform their containment and other safety functions (see also "*Combination packaging*", "*Composite packaging*", "*Inner packaging*", "*Intermediate bulk container (IBC)*", "*Intermediate packaging*", "*Large packaging*", "*Light-gauge metal packaging*", "*Outer packaging*", "*Reconditioned packaging*", "*Remanufactured packaging*", "*Reused packaging*", "*Salvage packaging*" and "*Sift-proof packaging*");

"Packer" means any *enterprise* which puts *dangerous goods* into *packagings*, including *large packagings* and *intermediate bulk containers (IBCs)* and, where necessary, prepares *packages* for *carriage*;

"Packing group" means a group to which, for packing purposes, certain substances may be assigned in accordance with their degree of danger. The *packing groups* have the following meanings which are explained more fully in Part 2:

Packing group I: Substances presenting high danger;

Packing group II: Substances presenting medium danger; and

Packing group III: Substances presenting low danger;

NOTE: Certain articles containing *dangerous goods* are assigned to a packing group.

"Piggyback transport" means the *carriage* of *road vehicles* in combined road/rail transport. This definition also includes the rolling road (loading of *road vehicles* (accompanied or unaccompanied) onto wagons designed for this type of transport);

"Portable tank" means a multimodal *tank* having, when used for the *carriage* of *gases* as defined in 2.2.2.1.1, a capacity of more than 450 litres in accordance with the definitions in Chapter 6.7 or the *IMDG Code* and indicated by a portable tank instruction (T-Code) in Column (10) of Table A of Chapter 3.2;

"Pressure drum" means a welded transportable *pressure receptacle* of a water capacity exceeding 150 litres and of not more than 1 000 litres, (e.g. cylindrical *receptacles* equipped with rolling hoops, spheres on skids);

"Pressure receptacle" means a collective term that includes *cylinders*, *tubes*, *pressure drums*, closed *cryogenic receptacles*, *metal hydride storage systems*, *bundles of cylinders* and *salvage pressure receptacles*;

"Pressurized gas cartridge", see "*Aerosol or aerosol dispenser*";

"Protected IBC" (for *metal IBCs*) means an *IBC* provided with additional protection against impact, the protection taking the form of, for example, a multi-layer (sandwich) or double-wall construction, or a frame with a metal lattice-work casing;

"Protective lining" (for *tanks*) means a lining or coating protecting the metallic *tank* material against the substances to be carried;

NOTE: This definition does not apply to a lining or coating used only to protect the substance to be carried.

Q

"Quality assurance" means a systematic programme of controls and inspections applied by any organization or body which is aimed at providing confidence that the safety prescriptions in RID are met in practice;

R

"Radiation detection system" means an apparatus that contains radiation detectors as components;

"Radiation level", for the carriage of radioactive material, means the corresponding dose rate expressed in millisieverts per hour or microsieverts per hour;

"Radioactive contents", for the carriage of radioactive material, mean the radioactive material together with any contaminated or activated *solids, liquids, and gases* within the *packaging*;

"Railway infrastructure" means all tracks and fixed equipment necessary for the movement of rail traffic and transport safety;

"Railway infrastructure manager" means any public body or *undertaking* responsible in particular for establishing or maintaining the *railway infrastructure*, and for managing the control and safety systems;

"Railway vehicle" means a vehicle suitable to circulate on its own wheels on railway lines with or without traction;

"Receptacle" (Class 1) includes *boxes, bottles, cans, drums, jars and tubes*, including any means of *closure* used in the *inner* or *intermediate packaging*;

"Receptacle" means a containment vessel for receiving and holding substances or articles, including any means of closing. This definition does not apply to *shells* (see also *"Cryogenic receptacle"*, *"Inner receptacle"*, *"Pressure receptacle"*, *"Rigid inner receptacle"* and *"Gas cartridge"*);

"Reconditioned packaging" means in particular

(a) metal *drums* that are:

- (i) cleaned to original materials of construction, with all former contents, internal and external corrosion, and external coatings and labels removed;
- (ii) restored to original shape and contour, with chimes (if any) straightened and sealed and all non-integral gaskets replaced; and
- (iii) inspected after cleaning but before painting, with rejection of *packagings* with visible pitting, significant reduction in the material thickness, metal fatigue, damaged threads or closures or other significant defects;

(b) plastics *drums* and *jerricans* that:

- (i) are cleaned to original materials of construction, with all former contents, external coatings and labels removed;
- (ii) have all non-integral gaskets replaced; and
- (iii) are inspected after cleaning with rejection of *packagings* with visible damage such as tears, creases or cracks, or damaged threads or closures or other significant defects;

"Recycled plastics material" means material recovered from used industrial *packagings* that has been cleaned and prepared for processing into new *packagings*;

"Reel" (Class 1) means a device made of plastics, wood, fibreboard, metal or other suitable material comprising a central spindle with, or without, side walls at each end of the spindle. Articles and substances can be wound onto the spindle and may be retained by side walls;

"Reference steel" means a steel with a tensile strength of 370 N/mm² and an elongation at fracture of 27%;

"Remanufactured IBC", see *"Intermediate Bulk Container (IBC)"*;

"Remanufactured large packaging", see *"Large packaging"*;

"Remanufactured packaging" means in particular

(a) metal *drums* that:

- (i) are produced as a UN type complying with the requirements of Chapter 6.1 from a non-UN type;
- (ii) are converted from one UN type complying with the requirements of Chapter 6.1 to another UN type; or
- (iii) undergo the replacement of integral structural components (such as non-removable heads);

(b) plastics *drums* that:

- (i) are converted from one UN type to another UN type (e.g. 1H1 to 1H2); or
- (ii) undergo the replacement of integral structural components.

Remanufactured *drums* are subject to the requirements of Chapter 6.1 which apply to new *drums* of the same type;

"Repaired IBC", see *"Intermediate Bulk Container (IBC)"*;

"Reused large packaging", see *"Large packaging"*;

"Reused packaging" means a *packaging* which has been examined and found free of defects affecting the ability to withstand the performance tests. The term includes those which are refilled with the same or similar compatible contents and are carried within distribution chains controlled by the *consignor* of the product;

"Rigid inner receptacle" (for *composite IBCs*) means a *receptacle* which retains its general shape when empty without its closures in place and without benefit of the outer casing. Any inner receptacle that is not "rigid" is considered to be "flexible";

"Rigid plastics IBC" means a rigid plastics *body*, which may have structural equipment together with appropriate *service equipment*;

"Road vehicle" means motor vehicle, articulated vehicle, trailer or semi-trailer within the meaning of *ADR*, by means of which *dangerous goods* are carried;

"Routine maintenance of flexible IBC", see *Intermediate Bulk Container (IBC)"*;

"Routine maintenance of rigid IBCs", see *"Intermediate Bulk Container (IBC)"*;

S

"Safety valve" means a spring-loaded device which is activated automatically by pressure the purpose of which is to protect the *tank* against unacceptable excess internal pressure;

"SADT" see *"Self-accelerating decomposition temperature"*;

"Salvage packaging" means a special *packaging* into which damaged, defective, leaking or non-conforming *dangerous goods packages*, or *dangerous goods* that have spilled or leaked are placed for purposes of carriage for recovery or disposal;

"Salvage pressure receptacle" means a pressure receptacle with a water capacity not exceeding 3 000 litres into which are placed damaged, defective, leaking or non-conforming pressure receptacle(s) for the purpose of carriage e.g. for recovery or disposal;

"SAPT" see *"Self-accelerating polymerization temperature"*;

"Self-accelerating decomposition temperature" (SADT) means the lowest temperature at which self-accelerating decomposition may occur with substance in the *packaging* as used during carriage. Provisions for determining the SADT and the effects of heating under confinement are contained in Part II of the *Manual of Tests and Criteria*;

"Self-accelerating polymerization temperature (SAPT)" means the lowest temperature at which polymerization may occur with a substance in the *packaging*, *IBC* or *tank* as offered for carriage. The *SAPT* shall be determined in accordance with the test procedures established for the self-accelerating decomposition temperature for self-reactive substances in accordance with Part II, section 28 of the *Manual of Tests and Criteria*;

"Self-operating ventilation valve" means a venting device on *shells* with bottom discharge which is connected to the bottom valve and in normal operation is only opened during loading or unloading for the ventilation of *shells*.

"Service equipment"

(a) of the *tank* means filling and discharge, breather, safety, heating and heat insulating devices and measuring instruments;

NOTE: For *portable tanks*, see Chapter 6.7.

(b) of the elements of a *battery-wagon* or of a *MEGC* means filling and discharge devices, including the manifold, safety devices and measuring instruments;

(c) of an *IBC* means the filling and discharge devices and any pressure-relief or venting, safety, heating and heat insulating devices and measuring instruments;

"Service life", for composite cylinders and tubes, means the number of years the *cylinder* or *tube* is permitted to be in service;

"Settled pressure" means the pressure of the contents of a *pressure receptacle* in thermal and diffusive equilibrium;

"Sheeted bulk container", see *"Bulk container"*;

"Sheeted container", see *"Container"*;

"Sheeted wagon" means an *open wagon* provided with a sheet to protect the load;

"Shell" (for tanks) means the part of the *tank* which retains the substance intended for *carriage*, including openings and their closures, but does not include *service equipment* or external *structural equipment*;

NOTE: For portable tanks, see Chapter 6.7.

"Sift-proof packaging" means a *packaging* impermeable to dry contents, including fine *solid* material produced during *carriage*;

"Small container", see *"Container"*;

"Small receptacle containing gas (gas cartridge)" means a non-refillable *receptacle* having a water capacity not exceeding 1000 ml for *receptacles* made of metal and not exceeding 500 ml for receptacles made of synthetic material or glass, containing, under pressure, a *gas* or a mixture of *gases*. It may be fitted with a valve;

"Solid" means:

- (a) a substance with a melting point or initial melting point of more than 20 °C at a pressure of 101.3 kPa, or
- (b) a substance which is not liquid according to the ASTM D 4359-90 test method or which is pasty according to the criteria applicable to the test for determining fluidity (penetrometer test) described in 2.3.4;

"SMGS" means Agreement on International Goods Transport by Rail of the Organization for Cooperation between Railways (OSJD), Warsaw;

"SMGS Annex 2" means provisions for the carriage of dangerous goods as Annex 2 to *SMGS*;

"Structural equipment"

- (a) for *tanks* of a *tank-wagon*, means the external or internal reinforcing, fastening or protective members of the *shell*;
- (b) for *tanks* of a *tank-container*, means the external or internal reinforcing, fastening, protective or stabilizing members of the *shell*;

NOTE: For *portable tanks*, see Chapter 6.7.

- (c) for elements of a *battery-wagon* or an *MEGC* means the external or internal reinforcing, fastening, protective or stabilizing members of the *shell* or *receptacle*;
- (d) for *IBCs* other than *flexible IBCs* means the reinforcing, fastening, handling, protective or stabilizing members of the *body* (including the base pallet for *composite IBCs with plastics inner receptacle*);

"Swap body", see *"Container"*;

T

"Tank" means a *shell*, including its *service* and *structural equipment*. When used alone, the term *tank* means a *tank-container*, *portable tank*, *tank-wagon*, and *dismountable tank* as defined in this Section, including *tanks* forming elements of *battery-wagons* or *MEGCs*;

NOTE: For *portable tanks*, see 6.7.4.1.

"Tank-container" means an article of transport equipment meeting the definition of a *container*, and comprising a *shell* and items of equipment, including the equipment to facilitate movement of the *tank-container* without significant change of attitude, used for the *carriage* of *gases*, *liquid*, powdery or granular substances and, when used for the *carriage* of *gases* as defined in 2.2.2.1.1, having a capacity of more than 0.45 m³ (450 litres);

NOTE: *IBCs* which meet the requirements of Chapter 6.5 are not considered to be *tank-containers*.

"Tank record" means a file containing all the important technical information concerning a *tank*, a *battery-wagon* or a *MEGC*, such as certificates referred to in 6.8.2.3, 6.8.2.4 and 6.8.3.4;

"Tank swap body" is considered to be a *tank-container*;

"Tank-wagon" means a *wagon* intended for the *carriage* of *liquids*, *gases*, powdery or granular substances, comprising a superstructure, consisting of one or more *shells* and an underframe fitted with its own items of equipment (running gear, suspension, buffing, traction, braking gear and inscriptions);

NOTE: *Tank-wagon* also includes *wagons* with *dismountable tanks*.

"Technical name" means a recognized chemical name, if relevant a biological name, or other name currently used in scientific and technical handbooks, journals and texts (see 3.1.2.8.1.1);

"Test pressure" means the required pressure applied during a pressure test for initial or periodic inspection (see also *"Calculation pressure"*, *"Discharge pressure"*, *"Filling pressure"* and *"Maximum working pressure (gauge pressure)"*);

NOTE: For *portable tanks*, see Chapter 6.7.

"Through or into", for the carriage of radioactive material, means through or into the countries in which a consignment is carried but specifically excludes countries "over" which a consignment is carried by air provided that there are no scheduled stops in those countries;

"Transport document" means the consignment note in accordance with the Contract of Carriage (see *CIM*), the wagon note in accordance with the General Contract of Use for Wagons (GCU)⁶ or another transport document meeting the provisions of section 5.4.1;

"Transport index (TI)" assigned to a package, overpack or container, or to unpackaged LSA-I or SCO-I, for the carriage of radioactive material, means a number which is used to provide control over radiation exposure;

"Tray" (Class 1) means a sheet of metal, plastics, fibreboard or other suitable material which is placed in the *inner, intermediate or outer packaging* and achieves a close-fit in such *packaging*. The surface of the *tray* may be shaped so that *packagings* or articles can be inserted, held secure and separated from each other;

"Tube" (Class 2) means a transportable *pressure receptacle* of seamless or composite construction having a water capacity exceeding 150 litres and of not more than 3 000 litres;

U

"UIC" means the International Union of Railways (UIC, 16 rue Jean Rey, F-75015 Paris);

"Unloading" means all actions carried out by the *unloader*, in accordance with the definition of *unloader*;

"Undertaking", see *"Enterprise"*;

"UNECE" means the United Nations Economic Commission for Europe (UNECE, Palais des Nations, 8-14 avenue de la Paix, CH-1211 Geneva 10);

"Unloader" means any *enterprise* which:

- (a) Removes a *container, bulk-container, MEGC, tank-container, portable tank or road vehicle* from a *wagon*; or
- (b) Unloads packaged *dangerous goods, small containers or portable tanks* out of or from a *wagon or a container*; or
- (c) Discharges *dangerous goods* from a *tank (tank-wagon, demountable tank, portable tank or tank-container)* or from a *battery-wagon or MEGC* or from a *wagon, large container or small container for carriage in bulk or a bulk-container*.

"UN Model Regulations" means the Model Regulations annexed to the twentieth revised edition of the Recommendations on the Transport of Dangerous Goods published by the United Nations (ST/SG/AC.10/1/Rev.20);

"UN number" means the four-figure identification number of the substance or article taken from the *UN Model Regulations*;

"UN Regulation" means a regulation annexed to the Agreement concerning the adoption of uniform technical prescriptions for wheeled vehicles, equipment and parts which can be fitted and or used on wheeled vehicles and the conditions for reciprocal recognition of approvals granted on the basis of these prescriptions (1958 Agreement, as amended);

V

"Vacuum-operated waste tank" means a *tank-container or tank swap body* primarily used for the carriage of dangerous wastes, with special constructional features and/or equipment to facilitate the filling and discharging of wastes as specified in Chapter 6.10. A *tank* which fully complies with the requirements of Chapter 6.7 or 6.8 is not considered to be a *vacuum-operated waste tank*;

"Vacuum valve" means a spring-loaded device which is activated automatically by pressure the purpose of which is to protect the *tank* against unacceptable negative internal pressure;

⁶ Published by the GCU Bureau, Avenue Louise, 500, BE-1050 Brussels, www.gcubureau.org.

W

"Wagon" means a railway vehicle, not provided with a means of traction, which is intended to carry goods (see also *battery-wagon*, *closed wagon*, *open wagon*, *sheeted wagon* and *tank-wagon*);

"Wastes" means substances, solutions, mixtures or articles for which no direct use is envisaged but which are carried for reprocessing, dumping, elimination by incineration or other methods of disposal;

"Wooden barrel" means a *packaging* made of natural wood, of round cross-section, having convex walls, consisting of staves and heads and fitted with hoops;

"Wooden IBC" means a rigid or collapsible wooden *body*, together with an inner *liner* (but no *inner packaging*) and appropriate *service* and *structural equipment*;

"Working pressure" means the *settled pressure* of a compressed *gas* at a reference temperature of 15 °C in a full *pressure receptacle*;

NOTE: For *tanks*, see "*Maximum working pressure(gauge pressure)*".

"Woven plastics" (for *flexible IBCs*) means a material made from stretch tapes or monofilaments of suitable plastics material.

1.2.2 Units of measurement

1.2.2.1 The following units of measurement⁷ are applicable in RID:

Measurement of	SI Unit ⁸	Acceptable alternative unit	Relationship between units
Length	m (metre)	–	–
Area	m ² (square metre)	–	–
Volume	m ³ (cubic metre)	l ⁹ (litre)	1 l = 10 ⁻³ m ³
Time	s (second)	min (minute)	1 min = 60 s
		h (hour)	1 h = 3 600 s
		d (day)	1 d = 86 400 s
Mass	kg (kilogram)	g (gramme)	1 g = 10 ⁻³ kg
		t (ton)	1 t = 10 ³ kg
Mass density	kg/m ³	kg/l	1 kg/l = 10 ³ kg/m ³
Temperature	K (kelvin)	°C (degree Celsius)	0 °C = 273.15 K
Temperature difference	K (kelvin)	°C (degree Celsius)	1 °C = 1 K
Force	N (newton)	–	1 N = 1 kg·m/s ²
Pressure	Pa (pascal)	–	1 Pa = 1 N/m ²
		bar (bar)	1 bar = 10 ⁵ Pa
Stress	N/m ²	N/mm ²	1 N/mm ² = 1 MPa
Work	J (joule)	kWh (kilowatt hours)	1 kWh = 3.6 MJ
Energy	J (joule)	–	1 J = 1 N·m = 1 W·s
Quantity of heat	J (joule)	eV (electronvolt)	1 eV = 0.1602·10 ⁻¹⁸ J
Power	W (watt)	–	1 W = 1 J/s = 1 N·m/s
Kinematic viscosity	m ² /s	mm ² /s	1 mm ² /s = 10 ⁻⁶ m ² /s
Dynamic viscosity	Pa·s	mPa·s	1 mPa·s = 10 ⁻³ Pa·s
Activity	Bq (becquerel)	–	–
Dose equivalent	Sv (sievert)	–	–

⁷ The following round figures are applicable for the conversion of the units hitherto used into SI Units.

Force

$$1 \text{ kg} = 9.807 \text{ N}$$

$$1 \text{ N} = 0.102 \text{ kg}$$

Stress

$$1 \text{ kg/mm}^2 = 9.807 \text{ N/mm}^2$$

$$1 \text{ N/mm}^2 = 0.102 \text{ kg/mm}^2$$

Pressure

$$1 \text{ Pa} = 1 \text{ N/m}^2 = 10^{-5} \text{ bar} = 1.02 \cdot 10^{-5} \text{ kg/cm}^2 = 0.75 \cdot 10^{-2} \text{ torr}$$

$$1 \text{ bar} = 10^5 \text{ Pa} = 1.02 \text{ kg/cm}^2 = 750 \text{ torr}$$

$$1 \text{ kg/cm}^2 = 9.807 \cdot 10^4 \text{ Pa} = 0.9807 \text{ bar} = 736 \text{ torr}$$

$$1 \text{ torr} = 1.33 \cdot 10^2 \text{ Pa} = 1.33 \cdot 10^{-3} \text{ bar} = 1.36 \cdot 10^{-3} \text{ kg/cm}^2$$

Energy, Work, Quantity of heat

$$1 \text{ J} = 1 \text{ Nm} = 0.278 \cdot 10^{-6} \text{ kWh} = 0.102 \text{ kgm} = 0.239 \cdot 10^{-3} \text{ kcal}$$

$$1 \text{ kWh} = 3.6 \cdot 10^6 \text{ J} = 367 \cdot 10^3 \text{ kgm} = 860 \text{ kcal}$$

$$1 \text{ kgm} = 9.807 \text{ J} = 2.72 \cdot 10^{-6} \text{ kWh} = 2.34 \cdot 10^{-3} \text{ kcal}$$

$$1 \text{ kcal} = 4.19 \cdot 10^3 \text{ J} = 1.16 \cdot 10^{-3} \text{ kWh} = 427 \text{ kgm}$$

Power

$$1 \text{ W} = 0.102 \text{ kgm/s} = 0.86 \text{ kcal/h}$$

$$1 \text{ kgm/s} = 9.807 \text{ W} = 8.43 \text{ kcal/h}$$

$$1 \text{ kcal/h} = 1.16 \text{ W} = 0.119 \text{ kgm/s}$$

Kinematic viscosity

$$1 \text{ m}^2/\text{s} = 10^4 \text{ St (Stokes)}$$

$$1 \text{ St} = 10^{-4} \text{ m}^2/\text{s}$$

Dynamic viscosity

$$1 \text{ Pa} \cdot \text{s} = 1 \text{ N} \cdot \text{s/m}^2 = 10 \text{ P (poise)} = 0.102 \text{ kg} \cdot \text{s/m}^2$$

$$1 \text{ P} = 0.1 \text{ Pa} \cdot \text{s} = 0.1 \text{ N} \cdot \text{s/m}^2 = 1.02 \cdot 10^{-2} \text{ kg} \cdot \text{s/m}^2$$

$$1 \text{ kg} \cdot \text{s/m}^2 = 9.807 \text{ Pa} \cdot \text{s} = 9.807 \text{ N} \cdot \text{s/m}^2 = 98.07 \text{ P}$$

⁸ The International System of Units (SI) is the result of decisions taken at the General Conference on Weights and Measures (Address: Pavillon de Breteuil, Parc de St-Cloud, F-92 310 Sèvres).

⁹ The abbreviation "L" for litre may also be used in place of the abbreviation "l" when a typewriter cannot distinguish between figure "1" and letter "l".

The decimal multiples and sub-multiples of a unit may be formed by prefixes or symbols, having the following meanings, placed before the name or symbol of the unit:

Factor		Prefix	Symbol
1 000 000 000 000 000 000 = 10^{18}	quintillion	exa	E
1 000 000 000 000 000 = 10^{15}	quadrillion	peta	P
1 000 000 000 000 = 10^{12}	trillion	tera	T
1 000 000 000 = 10^9	billion	giga	G
1 000 000 = 10^6	million	mega	M
1 000 = 10^3	thousand	kilo	k
100 = 10^2	hundred	hecto	h
10 = 10^1	ten	deca	da
0.1 = 10^{-1}	tenth	deci	d
0.01 = 10^{-2}	hundredth	centi	c
0.001 = 10^{-3}	thousandth	milli	m
0.000 001 = 10^{-6}	millionth	micro	μ
0.000 000 001 = 10^{-9}	billionth	nano	n
0.000 000 000 001 = 10^{-12}	trillionth	pico	p
0.000 000 000 000 001 = 10^{-15}	quadrillionth	femto	f
0.000 000 000 000 000 001 = 10^{-18}	quintillionth	atto	a

NOTE: 10^9 billion is United Nations usage in English. By analogy, so is 10^{-9} = 1 billionth.

1.2.2.2 Unless expressly stated otherwise, the sign "%" in RID represents:

- (a) In the case of mixtures of solids or of liquids, and also in the case of solutions and of solids wetted by a liquid, a percentage mass based on the total mass of the mixture, the solution or the wetted solid;
- (b) In the case of mixtures of compressed gases, when filled by pressure, the proportion of the volume indicated as a percentage of the total volume of the gaseous mixture, or, when filled by mass, the proportion of the mass indicated as a percentage of the total mass of the mixture;
- (c) In the case of mixtures of liquefied gases and dissolved gases, the proportion of the mass indicated as a percentage of the total mass of the mixture.

1.2.2.3 Pressures of all kinds relating to receptacles (such as test pressure, internal pressure, safety valve opening pressure) are always indicated in gauge pressure (pressure in excess of atmospheric pressure); however, the vapour pressure of substances is always expressed in absolute pressure.

1.2.2.4 Where RID specifies a degree of filling for receptacles, this is always related to a reference temperature of the substances of 15 °C, unless some other temperature is indicated.

Chapter 1.3 Training of persons involved in the carriage of dangerous goods

1.3.1 Scope and applicability

Persons employed by the participants referred to in Chapter 1.4, whose duties concern the carriage of dangerous goods, shall be trained in the requirements governing the carriage of such goods appropriate to their responsibilities and duties. Employees shall be trained in accordance with 1.3.2 before assuming responsibilities and shall only perform functions, for which required training has not yet been provided, under the direct supervision of a trained person. Training requirements specific to security of dangerous goods in Chapter 1.10 shall also be addressed.

NOTE 1: With regard to the training for the safety adviser, see 1.8.3 instead of this section.

2: (Reserved)

3: For training with regard to Class 7, see also 1.7.2.5.

1.3.2 Nature of the training

The training shall take the following form, appropriate to the responsibility and duties of the individual concerned.

1.3.2.1 General awareness training

Personnel shall be familiar with the general requirements of the provisions for the carriage of dangerous goods.

1.3.2.2 Function-specific training

Personnel shall be trained, commensurate directly with their duties and responsibilities in the requirements of the regulations concerning the carriage of dangerous goods.

Where the carriage of dangerous goods involves a multimodal transport operation, the personnel shall be aware of the requirements concerning other transport modes.

The carrier's and railway infrastructure manager's personnel shall also be trained in matters specific to rail transport. This training shall be in the form of basic training and specialized training.

(a) Basic training for all personnel:

All personnel shall be trained in the meaning of the danger labels and of the orange-coloured plates. In addition, personnel shall be aware of the procedure for reporting irregularities.

(b) Specialized training for operational personnel directly involved in the carriage of dangerous goods:

In addition to the basic training described under (a), personnel shall be trained commensurate with their duties.

Personnel shall be trained on the subjects covered by the specialized training, which are divided into three categories in 1.3.2.2.2, on the basis of the groups in 1.3.2.2.1.

1.3.2.2.1 The following Table sets out the groups of personnel for the individual categories:

Category	Description of category	Personnel
1	Operations personnel involved directly in the transport of dangerous goods	Drivers and marshalling staff or personnel with an equivalent function
2	Personnel responsible for the technical control of wagons used for the transport of dangerous goods	Rolling stock technician or personnel with an equivalent function
3	Personnel responsible for guiding and controlling rail and marshalling services and management personnel of the railway infrastructure manager	Controllers, signallers, control centre personnel or personnel with an equivalent function

- 1.3.2.2.2** Special subjects to be covered by the specialized training shall be, at least:
- (a) Drivers or personnel with an equivalent function of category 1:
- how to access the necessary information concerning the composition of the train, the presence of dangerous goods and where they are situated in the train;
 - types of irregularity;
 - dealing in critical situations with irregularities, taking measures relating to the protection of their own train and nearby traffic.
- Marshallers or personnel with an equivalent function of category 1:
- meaning of the shunting labels in accordance with Models 13 and 15 (see 5.3.4.2);
 - protective distances for goods of Class 1 in accordance with 7.5.3;
 - types of irregularity.
- (b) Wagon technician or personnel with an equivalent function of category 2:
- performance of inspections in accordance with Appendix 9 of the General Contract of Use for Wagons (GCU)¹⁰ – Conditions for the technical transfer inspection of wagons;
 - carrying out the checks described in 1.4.2.2.1 (only for personnel who perform the checks described in 1.4.2.2.1);
 - recognition of irregularities.
- (c) Traffic controller, signal box personnel, control centre personnel or personnel with an equivalent function of category 3:
- dealing with critical situations in the event of irregularities;
 - internal emergency plans for marshalling yards in accordance with Chapter 1.11.

1.3.2.3 Safety training

Commensurate with the degree of risk of injury or exposure arising from an incident involving the carriage of dangerous goods, including loading and unloading, personnel shall be trained in the hazards and dangers presented by dangerous goods.

The training provided shall aim to make personnel aware of the safe handling and emergency response procedures.

- 1.3.2.4** The training shall be periodically supplemented with refresher training to take account of changes in regulations.

1.3.3 Documentation

Records of training received according to this Chapter shall be kept by the employer and made available to the employee or competent authority, upon request. Records shall be kept by the employer for a period of time established by the competent authority. Records of training shall be verified upon commencing a new employment.

¹⁰ Published by the GCU Bureau, Avenue Louise, 500, BE–1050 Brussels, www.gcubureau.org.

Chapter 1.4 Safety obligations of the participants

1.4.1 General safety measures

1.4.1.1 The participants in the carriage of dangerous goods shall take appropriate measures according to the nature and the extent of foreseeable dangers, so as to avoid damage or injury and, if necessary, to minimize their effects. They shall, in all events, comply with the requirements of RID in their respective fields.

1.4.1.2 When there is an immediate risk that public safety may be jeopardized, the participants shall immediately notify the emergency services and shall make available to them the information they require to take action.

1.4.1.3 RID may specify certain of the obligations falling to the various participants.

If an RID Contracting State considers that no lessening of safety is involved, it may in its domestic legislation transfer the obligations falling to a specific participant to one or several other participants, provided that the obligations of 1.4.2 and 1.4.3 are met. These derogations shall be communicated by the RID Contracting State to the Secretariat of OTIF which will bring them to the attention of the other RID Contracting States.

The requirements of 1.2.1, 1.4.2 and 1.4.3 concerning the definitions of participants and their respective obligations shall not affect the provisions of domestic law concerning the legal consequences (criminal nature, liability, etc.) stemming from the fact that the participant in question is e.g. a legal entity, a self-employed worker, an employer or an employee.

1.4.2 Obligations of the main participants

NOTE 1: Several participants to which safety obligations are assigned in this section may be one and the same enterprise. Also, the activities and the corresponding safety obligations of a participant can be assumed by several enterprises.

2: For radioactive materials see also 1.7.6.

1.4.2.1 Consignor

1.4.2.1.1 The consignor of dangerous goods is required to hand over for carriage only consignments which conform to the requirements of RID. In the context of 1.4.1, he shall in particular:

- (a) ascertain that the dangerous goods are classified and authorized for carriage in accordance with RID;
- (b) furnish the carrier with information and data in a traceable form and, if necessary, the required transport documents and accompanying documents (authorizations, approvals, notifications, certificates, etc.), taking into account in particular the requirements of Chapter 5.4 and of Table A of Chapter 3.2
- (c) use only packagings, large packagings, intermediate bulk containers (IBCs) and tanks (tank-wagons, wagons with demountable tanks, battery-wagons, MEGCs, portable tanks and tank-containers) approved for and suited to the carriage of the substances concerned and bearing the marks prescribed by RID;
- (d) comply with the requirements on the means of dispatch and on forwarding restrictions;
- (e) ensure that even empty uncleaned and not degassed tanks (tank-wagons, wagons with demountable tanks, battery-wagons, MEGCs, portable tanks and tank-containers) or empty uncleaned wagons and containers for carriage in bulk are placarded, marked and labelled in accordance with Chapter 5.3 and that empty uncleaned tanks are closed and present the same degree of leakproofness as if they were full.

1.4.2.1.2 If the consignor uses the services of other participants (packer, loader, filler, etc.), he shall take appropriate measures to ensure that the consignment meets the requirements of RID. He may, however, in the case of 1.4.2.1.1 (a), (b), (c) and (e), rely on the information and data made available to him by other participants.

1.4.2.1.3 When the consignor acts on behalf of a third party, the latter shall inform the consignor in writing that dangerous goods are involved and make available to him all the information and documents he needs to perform his obligations.

1.4.2.2 Carrier

1.4.2.2.1 In the context of 1.4.1, the carrier who takes over the dangerous goods at the point of departure shall in particular:

- (a) ascertain that the dangerous goods to be carried are authorized for carriage in accordance with RID;
- (b) ascertain that all information prescribed in RID related to the dangerous goods to be carried has been provided by the consignor before carriage, that the prescribed documentation is attached to the transport document or if electronic data processing (EDP) or if electronic data interchange (EDI) techniques are used instead of paper documentation, that data is available during transport in a manner at least equivalent to that of paper documentation;
- (c) ascertain visually that the wagons and loads have no obvious defects, leakages or cracks, missing equipment, etc.;

(d) ascertain that the deadline for the next test for tank-wagons, battery-wagons, wagons with demountable tanks, portable tanks, tank-containers and MEGCs has not expired;

NOTE: Tanks, battery-wagons and MEGCs may however be carried after the expiry of this deadline under the conditions of 4.1.6.10 (in the case of battery-wagons and MEGCs containing pressure receptacles as elements), 4.2.4.4, 4.3.2.3.7, 4.3.2.4.4, 6.7.2.19.6, 6.7.3.15.6 or 6.7.4.14.6.

(e) verify that the wagons are not overloaded;

(f) ascertain that the placards, marks and orange-coloured plates prescribed for the wagons in Chapter 5.3 have been affixed;

(g) ascertain that the equipment prescribed in the instructions in writing is in the driver's cab.

This shall be done on the basis of the transport documents and accompanying documents, by a visual inspection of the wagon or the containers and, where appropriate, the load.

The requirements of this paragraph are considered to have been complied with if Section 5¹¹ of IRS 40471-3 (Inspections of dangerous goods consignments) published by UIC is applied.

1.4.2.2.2 The carrier may, however, in the case of 1.4.2.2.1 (a), (b), (d), (e) and (f), rely on information and data made available to him by other participants. In the case of 1.4.2.2.1 (c) he may rely on what is certified in the "container/vehicle packing certificate" provided in accordance with 5.4.2.

1.4.2.2.3 If the carrier observes an infringement of the requirements of RID, in accordance with 1.4.2.2.1, he shall not forward the consignment until the matter has been rectified.

1.4.2.2.4 If, during the journey, an infringement which could jeopardize the safety of the operation is observed, the consignment shall be halted as soon as possible bearing in mind the requirements of traffic safety, of the safe immobilisation of the consignment, and of public safety.

The transport operation may only be continued once the consignment complies with applicable regulations. The competent authority(ies) concerned by the rest of the journey may grant an authorization to pursue the transport operation.

In case the required compliance cannot be achieved and no authorization is granted for the rest of the journey, the competent authority(ies) shall provide the carrier with the necessary administrative assistance. The same shall apply in case the carrier informs this/these competent authority(ies) that the dangerous nature of the goods carried was not communicated to him by the consignor and that he wishes, by virtue of the law applicable in particular to the contract of carriage, to unload, destroy or render the goods harmless.

1.4.2.2.5 The carrier shall ensure that the manager of the railway infrastructure being used is able to obtain at any time during carriage rapid and unrestricted access to the information allowing him to meet the requirements of 1.4.3.6 (b).

NOTE: The arrangements by which the data are provided shall be laid down in the rules for using the railway infrastructure.

1.4.2.2.6 The carrier shall provide the driver with the instructions in writing as prescribed in 5.4.3.

1.4.2.2.7 The carrier shall inform the driver of the dangerous goods on board and their position on the train before the train starts its journey.

The requirements of this paragraph are considered to have been complied with if appendices A and B of UIC Leaflet 472 ("Braking sheet and consist list for international freight trains")¹² are applied.

1.4.2.2.8 The carrier shall ensure that the information to be made available to the entity in charge of maintenance (ECM), either directly or via the operator of the tank-wagon, as defined in Article 15 § 3 of ATMF – Appendix G to COTIF – and in Article 5 of Annex A to ATMF also covers the tank and its equipment.

1.4.2.3 Consignee

1.4.2.3.1 The consignee has the obligation not to defer acceptance of the goods without compelling reasons and to verify, after unloading, that the requirements of RID concerning him have been complied with.

1.4.2.3.2 A wagon or container may only be returned or reused once the requirements of RID concerning the unloading have been complied with.

¹¹ Version of the IRS (International Railway Solution) applicable as from 1 January 2019.

¹² Version of the UIC leaflet applicable as from 1 July 2015.

- 1.4.2.3.3** If the consignee makes use of the services of other participants (unloader, cleaner, decontamination facility, etc.) he shall take appropriate measures to ensure that the requirements of 1.4.2.3.1 and 1.4.2.3.2 of RID have been complied with.

1.4.3 Obligations of the other participants

A non-exhaustive list of the other participants and their respective obligations is given below. The obligations of the other participants flow from section 1.4.1 above insofar as they know or should have known that their duties are performed as part of a transport operation subject to RID.

1.4.3.1 Loader

- 1.4.3.1.1** In the context of 1.4.1, the loader has the following obligations in particular:

- (a) he shall hand the dangerous goods over to the carrier only if they are authorized for carriage in accordance with RID;
- (b) he shall, when handing over for carriage packed dangerous goods or uncleaned empty packagings, check whether the packaging is damaged. He shall not hand over a package the packaging of which is damaged, especially if it is not leakproof, and there are leakages or the possibility of leakages of the dangerous substance, until the damage has been repaired; this obligation also applies to empty uncleaned packagings;
- (c) he shall comply with the special requirements concerning loading and handling;
- (d) he shall, when he hands dangerous goods over for carriage directly, comply with the requirements concerning placarding, marking and orange-coloured plates on the wagon or large container conforming to Chapter 5.3;
- (e) he shall, when loading packages, comply with the prohibitions on mixed loading taking into account dangerous goods already in the wagon or large container and requirements concerning the separation of foodstuffs, other articles of consumption or animal feedstuffs.

- 1.4.3.1.2** The loader may, however, in the case of 1.4.3.1.1 (a), (d) and (e), rely on information and data made available to him by other participants.

1.4.3.2 Packer

In the context of 1.4.1, the packer shall comply with in particular:

- (a) the requirements concerning packing conditions, or mixed packing conditions and,
- (b) when he prepares packages for carriage, the requirements concerning marking and labelling of the packages.

1.4.3.3 Filler

In the context of 1.4.1, the filler has the following obligations in particular:

- (a) he shall ascertain prior to the filling of tanks that both they and their equipment are technically in a satisfactory condition;

NOTE: The filler shall establish procedures to check the correct functioning of the closures of the tank of a tank-wagon and to ensure the leaktightness of the closing devices before and after filling. Guidelines in the form of checklists for tank-wagons for liquids, issued by the European Chemical Industry Council (CEFIC), are available on the OTIF website (www.otif.org).

- (b) he shall ascertain that the date of the next test for tank-wagons, battery-wagons, wagons with demountable tanks, portable tanks, tank-containers and MEGCs has not expired;
- (c) he shall only fill tanks with the dangerous goods authorized for carriage in those tanks;
- (d) he shall, in filling the tank, comply with the requirements concerning dangerous goods in adjoining compartments;
- (e) he shall, during the filling of the tank, observe the maximum permissible degree of filling or the maximum permissible mass of contents per litre of capacity for the substance being filled;
- (f) he shall, after filling the tank, ensure that all closures are in a closed position and that there is no leakage;

NOTE: The filler shall establish procedures to check the correct functioning of the closures of the tank of a tank-wagon and to ensure the leaktightness of the closing devices before and after filling. Guidelines in the form of checklists for tank-wagons for liquids, issued by the European Chemical Industry Council (CEFIC), are available on the OTIF website (www.otif.org).

- (g) he shall ensure that no dangerous residue of the filling substance adheres to the outside of the tanks filled by him;
- (h) he shall, in preparing the dangerous goods for carriage, ensure that the placards, marks, orange-coloured plates and labels as well as shunting labels are affixed on the tanks, on the wagons and on the containers in accordance with Chapter 5.3;
- (i) he shall, before and after filling tank-wagons with a liquefied gas, observe the applicable special checking requirements;

- (j) he shall, when filling wagons or containers with dangerous goods in bulk, ascertain that the relevant provisions of Chapter 7.3 are complied with.

NOTE: Guidelines in the form of checklists for tank-wagons for gases are available on the OTIF website (www.otif.org) to help the filler of gas tank-wagons fulfil his safety obligations, particularly with respect to the leaktightness of tank-wagons.

1.4.3.4 Tank-container/portable tank operator

In the context of 1.4.1, the tank-container/portable tank operator shall in particular:

- (a) ensure compliance with the requirements for construction, equipment, tests and marking;
- (b) ensure that the maintenance of shells and their equipment is carried out in such a way as to ensure that, under normal operating conditions, the tank-container/portable tank satisfies the requirements of RID until the next inspection;
- (c) have an exceptional check made when the safety of the shell or its equipment is liable to be impaired by a repair, an alteration or an accident.

1.4.3.5 Tank-wagon operator

In the context of 1.4.1, the tank-wagon operator shall in particular¹³:

- (a) ensure compliance with the requirements for construction, equipment, tests and marking;
- (b) have an exceptional check made when the safety of the shell or its equipment is liable to be impaired by a repair, an alteration or an accident;
- (c) ensure that the results of the activities as required in (a) and (b) are recorded in the tank record;
- (d) ensure that the entity in charge of maintenance (ECM) assigned to the tank-wagon holds a valid certificate covering tank-wagons for dangerous goods;
- (e) ensure that the information made available to the ECM as defined in Article 15 § 3 of ATMF – Appendix G to COTIF – and in Article 5 of Annex A to ATMF also covers the tank and its equipment.

1.4.3.6 Railway infrastructure manager

In the context of 1.4.1, the railway infrastructure manager has in particular the following obligations. The railway infrastructure manager

- (a) shall ensure that internal emergency plans for marshalling yards are prepared in accordance with Chapter 1.11;
- (b) shall ensure that he has rapid and unrestricted access to the following information at any time during carriage:
 - composition of the train by indicating the number of each wagon and the wagon type if this is not included in the wagon number,
 - UN numbers of the dangerous goods being carried in or on each wagon insofar as they are required to be shown in the transport document, or if only dangerous goods packed in limited quantities in accordance with Chapter 3.4 are being carried, information indicating their presence when marking of the wagon or large container in accordance with Chapter 3.4 is required,
 - position of each wagon in the train (wagon order).

This information shall only be disclosed to those parties that require it for safety, security or emergency response purposes.

NOTE: The arrangements by which the data are provided shall be laid down in the rules for using the railway infrastructure.

1.4.3.7 Unloader

1.4.3.7.1 In the context of 1.4.1, the unloader shall in particular:

- (a) ascertain that the correct goods are unloaded by comparing the relevant information on the transport document with the information on the package, container, tank, MEGC or wagon;
- (b) before and during unloading, check whether the packagings, the tank, the wagon or container have been damaged to an extent which would endanger the unloading operation. If this is the case, ascertain that unloading is not carried out until appropriate measures have been taken;

NOTE: The unloader shall establish procedures to check the correct functioning of the closures of the tank of a tank-wagon and to ensure the leaktightness of the closing devices before and after unloading. Guidelines in the form of checklists for tank-wagons for liquids, issued by the European Chemical Industry Council (CEFIC), are available on the OTIF website (www.otif.org).

¹³ The tank-wagon operator may transfer the organisation of inspections according to Chapter 6.8 to an entity in charge of maintenance (ECM).

- (c) comply with all relevant requirements concerning unloading and handling;
- (d) immediately following the unloading of the tank, wagon or container:
 - (i) remove any dangerous residues which have adhered to the outside of the tank, wagon or container during the process of unloading; and
 - (ii) ensure the closure of valves and inspection openings;

NOTE: The unloader shall establish procedures to check the correct functioning of the closures of the tank of a tank-wagon and to ensure the leaktightness of the closing devices before and after unloading. Guidelines in the form of checklists for tank-wagons for liquids, issued by the European Chemical Industry Council (CEFIC), are available on the OTIF website (www.otif.org).

- (e) ensure that the prescribed cleaning and decontamination of the wagons or containers is carried out; and
- (f) ensure that the wagons and containers once completely unloaded, cleaned, degassed and decontaminated, no longer display placards, marks and orange-coloured plates that had been displayed in accordance with Chapter 5.3.

NOTE: Guidelines in the form of checklists for tank-wagons for gases are available on the OTIF website (www.otif.org) to help the unloader of gas tank-wagons fulfil his safety obligations, particularly with respect to the leaktightness of tank-wagons.

- 1.4.3.7.2** If the unloader makes use of the services of other participants (cleaner, decontamination facility, etc.) he shall take appropriate measures to ensure that the requirements of RID have been complied with.

1.4.3.8 Entity in charge of maintenance (ECM)

In the context of 1.4.1, the entity in charge of maintenance (ECM) shall in particular ensure that:

- (a) the maintenance of tanks and their equipment is carried out in such a way as to ensure that, under normal operating conditions, the tank-wagon satisfies the requirements of RID;
- (b) the information as defined in Article 15 § 3 of ATMF – Appendix G to COTIF – and in Article 5 of Annex A to ATMF also covers the tank and its equipment;
- (c) the maintenance activities concerning the tank and its equipment are recorded in the maintenance file.

Chapter 1.5 Derogations

1.5.1 Temporary derogations

- 1.5.1.1** The competent authorities of the RID Contracting States may agree directly among themselves to authorize certain transport operations in their territories by temporary derogation from the requirements of RID, provided that safety is not compromised thereby. The authority which has taken the initiative with respect to the temporary derogation shall notify such derogations to the Secretariat of OTIF which shall bring them to the attention of the RID Contracting States¹⁴.

NOTE: "Special arrangement" in accordance with 1.7.4 is not considered to be a temporary derogation in accordance with this section.

- 1.5.1.2** The period of validity of the temporary derogation shall not be more than five years from the date of its entry into force. The temporary derogation shall automatically cease as from the date of the entry into force of a relevant amendment to RID.

- 1.5.1.3** Transport operations on the basis of temporary derogations shall constitute transport operations in the sense of Appendix C of COTIF.

1.5.2 Military consignments

Derogations apply to military consignments, i.e. consignments with substances or articles of Class 1 belonging to the armed forces or for which the armed forces are responsible (see 5.2.1.5, sub-sections 5.2.2.1.8, 5.3.1.1.2 and 5.4.1.2.1(f) and 7.2.4, special requirement W2).

¹⁴ The temporary derogations concluded under this Section may be consulted on the OTIF web site (www.otif.org).

Chapter 1.6 Transitional measures

1.6.1 General

- 1.6.1.1** Unless otherwise provided, the substances and articles of RID may be carried until 30 June 2019 in accordance with the requirements of RID¹⁵ applicable up to 31 December 2018.

NOTE: For the information in the transport document, see 5.4.1.1.12.

- 1.6.1.2** (Deleted)

- 1.6.1.3** Substances and articles of Class 1, belonging to the armed forces of an RID Contracting State, that were packaged prior to 1 January 1990 in accordance with the requirements of RID¹⁶ in effect at that time may be carried after 31 December 1989 provided the packagings maintain their integrity and are declared in the transport document as military goods packaged prior to 1 January 1990. The other requirements applicable as from 1 January 1990 for this class shall be complied with.

- 1.6.1.4** Substances and articles of Class 1 that were packaged between 1 January 1990 and 31 December 1996 in accordance with the requirements of RID¹⁷ in effect at that time may be carried after 31 December 1996, provided the packagings maintain their integrity and are declared in the transport document as goods of Class 1 packaged between 1 January 1990 and 31 December 1996.

- 1.6.1.5** IBCs built in accordance with the requirements of marg. 405 (5) and 555 (3) in force before 1 January 1999, but which do not meet the requirements of marg. 405 (5) and 555 (3) in force after 1 January 1999, may still be used.

- 1.6.1.6** Intermediate bulk containers (IBCs) manufactured before 1 January 2003 in accordance with the requirements of marginal 1612 (1) applicable up to 30 June 2001 and which do not conform to the requirements of 6.5.2.1.1 regarding the height of letters, numerals and symbols applicable as from 1 July 2001 may continue to be used.

- 1.6.1.7** Type approvals for drums, jerricans and composite packagings made of high or medium molecular mass polyethylene issued before 1 July 2005 in accordance with the requirements of 6.1.5.2.6 in force up to 31 December 2004, but which are not in accordance with the requirements of 4.1.1.21, continue to be valid until 31 December 2009. Any such packagings manufactured and marked on the basis of these type approvals may be used until the end of their period of use determined in 4.1.1.15.

- 1.6.1.8** Existing orange-coloured plates which meet the requirements of 5.3.2.2 applicable up to 31 December 2004 may continue to be used, provided that the requirements of 5.3.2.2.1 and 5.3.2.2.2 that the plate, numbers and letters shall remain affixed irrespective of the orientation of the wagon are met.

- 1.6.1.9** (Reserved)

- 1.6.1.10** (Deleted)

- 1.6.1.11** Type approvals for drums, jerricans and composite packagings made of high or medium molecular mass polyethylene, and for high molecular mass polyethylene IBCs, issued before 1 July 2007 in accordance with the requirements of 6.1.6 (a) in force up to 31 December 2006, but which are not in accordance with the requirements of 6.1.6.1 (a) applicable as from 1 January 2007, continue to be valid.

- 1.6.1.12** (Reserved)

- 1.6.1.13** (Deleted)

- 1.6.1.14** IBCs manufactured before 1 January 2011 and conforming to a design type which has not passed the vibration test of 6.5.6.13 or which was not required to meet the criteria of 6.5.6.9.5 (d) at the time it was subjected to the drop test, may still be used.

- 1.6.1.15** IBCs manufactured, remanufactured or repaired before 1 January 2011 need not be marked with the maximum permitted stacking load in accordance with 6.5.2.2.2. Such IBCs, not marked in accordance with 6.5.2.2.2, may still be used after 31 December 2010 but must be marked in accordance with 6.5.2.2.2 if they are remanufactured or repaired after that date.

¹⁵ RID edition in force from 1 January 2017.

¹⁶ RID edition in force from 1 May 1985.

¹⁷ RID editions in force from 1 January 1990, 1 January 1993 and 1 January 1995.

IBCs manufactured, remanufactured or repaired between 1 January 2011 and 31 December 2016 and marked with the maximum permitted stacking load in accordance with 6.5.2.2.2 in force up to 31 December 2014 may continue to be used.

- 1.6.1.16** (Deleted)
- 1.6.1.17** (Deleted)
- 1.6.1.18** (Deleted)
- 1.6.1.19** (Deleted)
- 1.6.1.20** (Deleted)
- 1.6.1.21** (Reserved)
- 1.6.1.22** Inner receptacles of composite IBCs manufactured before 1 July 2011 and marked in accordance with the requirements of 6.5.2.2.4 in force up to 31 December 2010 may still be used.
- 1.6.1.23** (Reserved)
- 1.6.1.24** (Deleted)
- 1.6.1.25** (Deleted)
- 1.6.1.26** Large packagings manufactured or remanufactured before 1 January 2014 and which do not conform to the requirements of 6.6.3.1 regarding the height of letters, numerals and symbols applicable as from 1 January 2013 may continue to be used. Those manufactured or remanufactured before 1 January 2015 need not be marked with the maximum permitted stacking load in accordance with 6.6.3.3. Such large packagings not marked in accordance with 6.6.3.3 may still be used after 31 December 2014 but must be marked in accordance with 6.6.3.3 if they are remanufactured after that date.

Large packagings manufactured or remanufactured between 1 January 2011 and 31 December 2016 and marked with the maximum permitted stacking load in accordance with 6.6.3.3 in force up to 31 December 2014 may continue to be used.
- 1.6.1.27** Means of containment integral to equipment or machinery containing liquid fuels of UN Nos. 1202, 1203, 1223, 1268, 1863 and 3475 constructed before 1 July 2013, which do not conform to the requirements of paragraph (a) of special provision 363 of Chapter 3.3 applicable as from 1 January 2013, may still be used.
- 1.6.1.28** (Deleted)
- 1.6.1.29** Lithium cells and batteries manufactured according to a type meeting the requirements of sub-section 38.3 of the Manual of Tests and Criteria, Revision 3, Amendment 1 or any subsequent revision and amendment applicable at the date of the type testing may continue to be carried, unless otherwise provided in RID.

Lithium cells and batteries manufactured before 1 July 2003 meeting the requirements of the Manual of Tests and Criteria, Revision 3, may continue to be carried if all other applicable requirements are fulfilled.
- 1.6.1.30** Labels which meet the requirements of 5.2.2.2.1.1 applicable up to 31 December 2014, may continue to be used until 30 June 2019.
- 1.6.1.31** (Deleted)
- 1.6.1.32** (Deleted)
- 1.6.1.33** Electric double layer capacitors of UN No. 3499, manufactured before 1 January 2014, need not be marked with the energy storage capacity in Wh as required by paragraph (e) of special provision 361 of Chapter 3.3.
- 1.6.1.34** Asymmetric capacitors of UN No. 3508, manufactured before 1 January 2016, need not be marked with the energy storage capacity in Wh as required by paragraph (c) of special provision 372 of Chapter 3.3.
- 1.6.1.35** (Reserved)
- 1.6.1.36** (Reserved)
- 1.6.1.37** (Deleted)
- 1.6.1.38** Contracting States may continue to issue training certificates for dangerous goods safety advisers conforming to the model applicable until 31 December 2016, instead of those conforming to the requirements of 1.8.3.18 applicable from 1 January 2017, until 31 December 2018. Such certificates may continue in use to the end of their five year validity."

- 1.6.1.39** (Deleted)
- 1.6.1.40** (Deleted)
- 1.6.1.41** Notwithstanding the requirements of RID applicable as from 1 January 2017, large packagings conforming to the packing group III performance level in accordance with special packing provision L 2 of packing instruction LP 02 of 4.1.4.3 applicable until 31 December 2016 may continue to be used until 31 December 2022 for UN No. 1950.
- 1.6.1.42** (Deleted)
- 1.6.1.43** Vehicles registered or brought into service before 1 July 2017, as defined in special provisions 388 and 669 of Chapter 3.3, and their equipment intended for use during carriage, which conform to the requirements of RID applicable until 31 December 2016 but containing lithium cells and batteries which do not conform to the provisions of 2.2.9.1.7 may continue to be carried as a load in accordance with the requirements of special provision 666 of Chapter 3.3.
- 1.6.1.44** Undertakings which participate in the carriage of dangerous goods only as consignors and which did not have to appoint a safety adviser on the basis of the provisions applicable until 31 December 2018 shall, by derogation from the provisions of 1.8.3.1 applicable from 1 January 2019, appoint a safety adviser no later than 31 December 2022.
- 1.6.1.45** Contracting States may, until 31 December 2020, continue to issue training certificates for dangerous goods safety advisers conforming to the model applicable until 31 December 2018, instead of those conforming to the requirements of 1.8.3.18 applicable from 1 January 2019. Such certificates may continue in use to the end of their five-year validity.
- 1.6.1.46** The carriage of machinery or equipment not specified in RID and which happen to contain dangerous goods in their internal or operational equipment and which are therefore assigned to UN Nos 3363, 3537, 3538, 3539, 3540, 3541, 3542, 3543, 3544, 3545, 3546, 3547 or 3548, which was exempted from the provisions of RID according to 1.1.3.1 (b) applicable until 31 December 2018, may continue to be exempted from the provisions of RID until 31 December 2022 provided that measures have been taken to prevent any leakage of contents in normal conditions of carriage.
- 1.6.1.47** Lithium cells and batteries not meeting the requirements of 2.2.9.1.7 (g) may continue to be carried until 31 December 2019.
- 1.6.2 Pressure receptacles and receptacles for Class 2**
- 1.6.2.1** Receptacles built before 1 January 1997 and which do not conform to the requirements of RID applicable as from 1 January 1997, but the carriage of which was permitted under the requirements of RID applicable up to 31 December 1996, may continue to be transported after that date if the periodic test requirements in packing instructions P200 and P203 are complied with.
- 1.6.2.2** (Deleted)
- 1.6.2.3** Receptacles intended for the carriage of Class 2 substances constructed before 1 January 2003, may continue to bear, after 1 January 2003, the marks conforming to the requirements applicable until 31 December 2002.
- 1.6.2.4** Pressure receptacles designed and constructed in accordance with technical codes no longer recognized according to 6.2.5 may still be used.
- 1.6.2.5** Pressure receptacles and their closures designed and constructed in accordance with standards applicable at the time of their construction (see 6.2.4) according to the provisions of RID which were applicable at that time may still be used unless restricted by a specific transitional measure.
- 1.6.2.6** Pressure receptacles for substances other than those of Class 2, built before 1 July 2009 in accordance with the requirements of 4.1.4.4 in force up to 31 December 2008, but which do not conform to the requirements of 4.1.3.6 applicable as from 1 January 2009, may continue to be used, provided that the requirements of 4.1.4.4 in force up to 31 December 2008 are complied with.
- 1.6.2.7** (Deleted)
- 1.6.2.8** (Deleted)
- 1.6.2.9** The provisions of packing instruction P 200 (10), special packing provision v of 4.1.4.1 applicable until 31 December 2010 may be applied by RID Contracting States to cylinders constructed before 1 January 2015.

- 1.6.2.10** Refillable welded steel cylinders for the carriage of gases of UN Nos. 1011, 1075, 1965, 1969 or 1978, granted 15 year intervals for periodic inspection in accordance with packing instruction P 200 (10), special packing provision v of 4.1.4.1 as applicable until 31 December 2010 by the competent authority of the country (countries) of carriage, may continue to be periodically inspected according to those provisions.
- 1.6.2.11** Gas cartridges constructed and prepared for carriage before 1 January 2013 for which the requirements of 1.8.6, 1.8.7 or 1.8.8 for the conformity assessment of gas cartridges have not been applied may still be carried after this date, provided all the other applicable provisions of RID are met.
- 1.6.2.12** Salvage pressure receptacles may continue to be constructed and approved according to national regulations up to 31 December 2013. Salvage pressure receptacles constructed and approved in accordance with national regulations before 1 January 2014 may continue to be used with the approval of the competent authorities of the countries of use.
- 1.6.2.13** Bundles of cylinders manufactured before 1 July 2013 which are not marked in accordance with 6.2.3.9.7.2 and 6.2.3.9.7.3 applicable from 1 January 2013 or 6.2.3.9.7.2 applicable from 1 January 2015 may be used until the next periodic inspection after 1 July 2015.
- 1.6.2.14** Cylinders constructed before 1 January 2016 in accordance with 6.2.3 and a specification approved by the competent authorities of the countries of transport and use, but not in accordance with ISO 11513:2011 or ISO 9809-1:2010 as required in 4.1.4.1, packing instruction P 208 (1), may be used for the carriage of adsorbed gases provided the general packing requirements of 4.1.6.1 are met.
- 1.6.2.15** Bundles of cylinders periodically inspected before 1 July 2015 which are not marked in accordance with 6.2.3.9.7.3 applicable from 1 January 2015 may be used until the next periodic inspection after 1 July 2015.
- 1.6.3 Tank-wagons and battery-wagons**
- 1.6.3.1** (Deleted)
- 1.6.3.2** (Deleted)
- 1.6.3.3** Tank-wagons whose shells were built before the entry into force of the requirements applicable as from 1 October 1978 may still be used if their wall thickness and items of equipment meet the requirements of Chapter 6.8.
- 1.6.3.3.1** (Deleted)
- 1.6.3.3.2** Tank-wagons which are intended for the carriage of gases of Class 2 and whose shells were built between 1 January 1965 and 31 December 1966 may still be used until 31 December 2019 if their items of equipment but not their wall thickness meet the requirements of Chapter 6.8.
- 1.6.3.3.3** Tank-wagons which are intended for the carriage of gases of Class 2 and whose shells were built between 1 January 1967 and 31 December 1970 may still be used until 31 December 2021 if their items of equipment but not their wall thickness meet the requirements of Chapter 6.8.
- 1.6.3.3.4** Tank-wagons which are intended for the carriage of gases of Class 2 and whose shells were built between 1 January 1971 and 31 December 1975 may still be used until 31 December 2025 if their items of equipment but not their wall thickness meet the requirements of Chapter 6.8.
- 1.6.3.3.5** Tank-wagons which are intended for the carriage of gases of Class 2 and whose shells were built between 1 January 1976 and 30 September 1978 may still be used until 31 December 2029 if their items of equipment but not their wall thickness meet the requirements of Chapter 6.8.
- 1.6.3.4** Tank-wagons constructed before 1 January 1988 in accordance with the requirements applicable up to 31 December 1987 and which do not conform to the requirements applicable from 1 January 1988 may still be used. This also applies to tank-wagons which do not bear the inscription of the shell materials in accordance with Appendix XI, 1.6.1, required from 1 January 1988.
- 1.6.3.5** Tank-wagons, constructed before 1 January 1993 in accordance with the requirements in force up to 31 December 1992 but which do not conform to the requirements applicable as from 1 January 1993 may still be used.
- 1.6.3.6** Tank-wagons constructed before 1 January 1995 in accordance with the requirements in force up to 31 December 1994 but which do not conform to the requirements applicable as from 1 January 1995 may still be used.
- 1.6.3.7** Tank-wagons intended for the carriage of flammable liquids with a flash-point from 55 °C to 60 °C constructed before 1 January 1997 in accordance with the requirements of Appendix XI, paragraphs 1.2.7, 1.3.8 and 3.3.3 applicable up to 31 December 1996 which do not conform to the requirements of those paragraphs in force from 1 January 1997 may continue to be used.

- 1.6.3.8** When, because of amendments to RID, some proper shipping names of gases have been modified, it is not necessary to modify the names on the plate or on the shell itself (see 6.8.3.5.2 or 6.8.3.5.3), provided that the names of the gases on the tank-wagons, battery-wagons and wagons with demountable tanks or on the plates (see 6.8.3.5.6 (b) or (c)) are adapted at the first periodic test thereafter.
- 1.6.3.9** (Reserved)
- 1.6.3.10** (Reserved)
- 1.6.3.11** Tank-wagons constructed before 1 January 1997 in accordance with the requirements in force up to 31 December 1996 but which do not, however, conform to the requirements of Appendix XI, 3.3.3 and 3.3.4 applicable as from 1 January 1997, may still be used.
- 1.6.3.12** (Deleted)
- 1.6.3.13** (Deleted)
- 1.6.3.14** Tank-wagons constructed before 1 January 1999 in accordance with the requirements of Appendix XI, 5.3.6.3 in force up to 31 December 1998 and which do not conform to the requirements of Appendix XI, 5.3.6.3 applicable as from 1 January 1999, may still be used.
- 1.6.3.15** (Deleted)
- 1.6.3.16** For tank-wagons and battery-wagons constructed before 1 January 2007 which do not conform to the requirements of 4.3.2, 6.8.2.3, 6.8.2.4 and 6.8.3.4 concerning the tank record, the retention of files for the tank record shall start at the latest at the next periodic inspection.
- 1.6.3.17** Tank-wagons intended for the carriage of substances of Class 3, packing group I having a vapour pressure of not more than 175 kPa (1.75 bar) (absolute) at 50 °C, constructed before 1 July 2007 in accordance with the requirements applicable up to 31 December 2006, to which tank code L1.5BN had been assigned in accordance with the requirements applicable up to 31 December 2006, may continue to be used for the carriage of the substances mentioned above, until 31 December 2022.
- 1.6.3.18** Tank-wagons and battery-wagons constructed before 1 January 2003 in accordance with the requirements in force up to 30 June 2001, but which do not, however, conform to the requirements applicable as from 1 July 2001, may still be used.
- However, they shall be marked with the relevant tank code and if applicable the relevant alphanumeric codes of special provisions TC and TE in accordance with 6.8.4.
- 1.6.3.19** (Reserved)
- 1.6.3.20** Tank-wagons constructed before 1 July 2003 in accordance with the requirements in force up to 31 December 2002 but which do not, however, conform to the requirements of 6.8.2.1.7 applicable as from 1 January 2003 and special provision TE15 of 6.8.4 (b) applicable from 1 January 2003 to 31 December 2006 may still be used.
- 1.6.3.21** (Deleted)
- 1.6.3.22** Tank-wagons whose shells are made of aluminium alloys, constructed before 1 January 2003 in accordance with the requirements in force until 31 December 2002 and which do not comply with the requirements in force from 1 January 2003, may still be used.
- 1.6.3.23** (Deleted)
- 1.6.3.24** Tank-wagons intended for the carriage of gases of UN Nos. 1052, 1790 and 2073, constructed before 1 January 2003 in accordance with the requirements in force until 31 December 2002 and which do not comply with the requirements of 6.8.5.1.1 (b) in force from 1 January 2003, may still be used.
- 1.6.3.25** (Deleted)
- 1.6.3.26** Tank-wagons constructed before 1 January 2007 in accordance with the requirements in force up to 31 December 2006 but which do not, however, conform to the requirements applicable as from 1 January 2007 regarding the marking of the external design pressure in accordance with 6.8.2.5.1, may still be used.

- 1.6.3.27** (a) For tank-wagons and battery-wagons not fitted with automatic couplers
- for gases of Class 2 with classification codes containing the letter(s) T, TF, TC, TO, TFC or TOC, and
 - for substances of classes 3 to 8 carried in the liquid state and to which tank code L15CH, L15DH or L21DH is assigned in column (12) of Table A of Chapter 3.2,
- constructed before 1 January 2005 the devices defined in special provision TE 22 of 6.8.4 need to be capable of absorbing at least 500 kJ of energy at each end of the wagon.
- Tank-wagons and battery-wagons for the carriage of these gases and substances fitted with automatic couplers, constructed before 1 July 2015 and which do not conform to the applicable requirements of special provision TE 22 of 6.8.4 in force from 1 January 2015, may continue to be used until 31 December 2020.
- (b) Tank-wagons and battery-wagons not fitted with automatic couplers
- for gases of Class 2 with classification codes containing only the letter F, and
 - for substances of classes 3 to 8 carried in the liquid state and to which tank code L10BH, L10CH or L10DH is assigned in column (12) of Table A of Chapter 3.2,
- constructed before 1 January 2007 and which do not conform to the applicable requirements of special provision TE 22 of 6.8.4 in force from 1 January 2007, may still be used.
- Tank-wagons and battery-wagons for the carriage of these gases and substances fitted with automatic couplers, constructed before 1 July 2015 and which do not conform to the applicable requirements of special provision TE 22 of 6.8.4 in force from 1 January 2015, may still be used.
- 1.6.3.28** Tank-wagons constructed before 1 January 2005 in accordance with the requirements applicable up to 31 December 2004 and which do not conform to the requirements of the second paragraph of 6.8.2.2.1, shall be refitted at the latest at the time of the next refurbishment or the next repair, where this is practicable and where the work carried out requires the attachments to be dismantled.
- 1.6.3.29** Tank-wagons constructed before 1 January 2005 and which do not conform to the requirements of 6.8.2.2.4 in force from 1 January 2005, may still be used.
- 1.6.3.30** (Reserved)
- 1.6.3.31** Tank-wagons and tanks forming elements of battery-wagons designed and constructed in accordance with a technical code which was recognized at the time of their construction according to the provisions of 6.8.2.7 which were applicable at that time may still be used.
- 1.6.3.32** Tank-wagons
- for gases of Class 2 with classification codes containing the letter(s) T, TF, TC, TO, TFC or TOC, and
 - for liquids of classes 3 to 8 to which tank code L15CH, L15DH or L21DH is assigned in column (12) of Table A of Chapter 3.2,
- constructed before 1 January 2007 and which do not conform to the applicable requirements of special provision TE 25 of 6.8.4 (b) in force from 1 January 2007 may still be used.
- Tank-wagons for the carriage of gases UN 1017 chlorine, UN 1749 chlorine trifluoride, UN 2189 dichlorosilane, UN 2901 bromine chloride and UN 3057 trifluoroacetyl chloride, whose wall thickness of the ends does not meet the requirements of special provision TE 25 (b), shall however be fitted with devices in accordance with special provision TE 25 (a), (c) or (d).
- 1.6.3.33** Tank-wagons and battery-wagons for gases of Class 2 constructed before 1 January 1986 in accordance with the requirements applicable up to 31 December 1985 and which do not conform to the requirements of 6.8.3.1.6 concerning the buffers, may still be used.
- 1.6.3.34** (Reserved)
- 1.6.3.35** (Deleted)
- 1.6.3.36** Tank-wagons constructed before 1 January 2011 in accordance with the requirements in force up to 31 December 2010, but which do not conform to the requirements of 6.8.2.1.29 applicable as from 1 January 2011, may still be used.
- 1.6.3.37** (Deleted)
- 1.6.3.38** Tank-wagons and battery-wagons designed and constructed in accordance with standards applicable at the time of their construction (see 6.8.2.6 and 6.8.3.6) according to the provisions of RID which were applicable at that time may still be used unless restricted by a specific transitional measure.
- 1.6.3.39** Tank-wagons constructed before 1 July 2011 in accordance with the requirements of 6.8.2.2.3 in force up to 31 December 2010 but which do not, however, conform to the requirements of 6.8.2.2.3, third paragraph, concerning the position of the flame trap or flame arrester may still be used.

- 1.6.3.40** (Deleted)
- 1.6.3.41** Tank-wagons constructed before 1 July 2013 in accordance with the requirements in force up to 31 December 2012, but which do not, however, meet the marking provisions of 6.8.2.5.2 or 6.8.3.5.6 applicable as from 1 January 2013, may continue to be marked in accordance with the requirements applicable up to 31 December 2012 until the next periodic inspection after 1 July 2013.
- 1.6.3.42** (Deleted)
- 1.6.3.43** Tank-wagons constructed before 1 January 2012 in accordance with the requirements in force up to 31 December 2012, but which do not however conform to the requirements of 6.8.2.6 relating to standards EN 14432:2006 and EN 14433:2006 applicable as from 1 January 2011, may still be used.
- 1.6.3.44** (Reserved)
- 1.6.3.45** Tank-wagons for refrigerated liquefied gases constructed before 1 July 2017 in accordance with the requirements in force up to 31 December 2016 but which do not conform to the requirements of 6.8.3.4.10, 6.8.3.4.11 and 6.8.3.5.4 applicable from 1 January 2017 may continue to be used until the next inspection after 1 July 2017. Until this time, to meet the requirements of 4.3.3.5 and 5.4.1.2.2 (d), the actual holding times may be estimated without recourse to the reference holding time.
- 1.6.3.46** Tank-wagons constructed before 1 July 2017 in accordance with the requirements in force up to 31 December 2016 but which do not however conform to the requirements of 6.8.2.1.23 applicable as from 1 January 2017 may still be used.
- 1.6.3.47** Tank-wagons constructed before 1 July 2019, fitted with safety valves meeting the requirements in force up to 31 December 2018 but which do not meet the requirements of 6.8.3.2.9 last sub-paragraph concerning their design or protection applicable from 1 January 2019 may continue to be used until the next intermediate or periodic inspection after 1 January 2021.
- 1.6.3.48** Notwithstanding the requirements of special provision TU 42 of 4.3.5 applicable from 1 January 2019, tank-wagons with a shell constructed of aluminium alloy, including those with protective lining, which were used before 1 January 2019 for the carriage of substances with a pH value less than 5.0 or more than 8.0, may continue to be used for the carriage of such substances until 31 December 2026.
- 1.6.3.49** Tank-wagons constructed before 1 July 2019 in accordance with the requirements in force up to 31 December 2018 but which do not conform to the requirements of 6.8.2.2.10 concerning the burst pressure of the bursting disc applicable as from 1 January 2019 may continue to be used.
- 1.6.3.50** Tank-wagons constructed before 1 July 2019 in accordance with the requirements of 6.8.2.2.3 in force up to 31 December 2018 but which however do not conform to the requirements of 6.8.2.2.3 last but one paragraph concerning the flame arresters on breather devices applicable from 1 January 2019 may continue to be used.
- 1.6.3.51** Tank-wagons constructed before 1 July 2019 in accordance with the requirements in force up to 31 December 2018 but which do not however conform to the requirements of 6.8.2.1.23 concerning the check of the welds in the knuckle area of the tank ends applicable as from 1 January 2019 may continue to be used.
- 1.6.3.52** Tank-wagons constructed before 1 July 2019 in accordance with the requirements in force up to 31 December 2018 but which however do not conform to the requirements of 6.8.2.2.11 applicable from 1 January 2019 may continue to be used.
- 1.6.3.53** Type approval certificates issued for tank-wagons and battery-wagons before 1 July 2019 in accordance with the requirements of 6.8.2.3.1 in force up to 31 December 2018 but which do not, however, conform to the requirements of 6.8.2.3.1 to show the distinguishing sign used on vehicles in international road traffic¹⁸ of the state whose territory the approval was granted and a registration number applicable as from 1 January 2019 may continue to be used.
- 1.6.4 Tank-containers, portable tanks and MEGCs**
- 1.6.4.1** Tank-containers constructed before 1 January 1988 in accordance with the requirements in force up to 31 December 1987 but which do not, however, conform to the requirements applicable as from 1 January 1988, may still be used.
- 1.6.4.2** Tank-containers constructed before 1 January 1993 in accordance with the requirements in force up to 31 December 1992 but which do not, however, conform to the requirements applicable as from 1 January 1993, may still be used.

¹⁸ Distinguishing sign of the state of registration used on motor vehicles and trailers in international road traffic, e.g. in accordance with the Geneva Convention on Road Traffic of 1949 or the Vienna Convention on Road Traffic of 1968.

- 1.6.4.3** Tank-containers constructed before 1 January 1995 in accordance with the requirements in force up to 31 December 1994 but which do not, however, conform to the requirements applicable as from 1 January 1995, may still be used.
- 1.6.4.4** Tank-containers intended for the carriage of flammable liquids with a flash-point from 55 °C to 60 °C constructed before 1 January 1997 in accordance with the requirements of Appendix X, paragraphs 1.2.7, 1.3.8 and 3.3.3 applicable up to 31 December 1996 which do not conform to the requirements of those paragraphs in force from 1 January 1997 may continue to be used.
- 1.6.4.5** When, because of amendments to RID, some proper shipping names of gases have been modified, it is not necessary to modify the names on the plate or on the shell itself (see 6.8.3.5.2 or 6.8.3.5.3), provided that the names of the gases on the tank-containers and MEGCs or on the plates (see 6.8.3.5.6 (b) or (c)) are adapted at the first periodic test thereafter.
- 1.6.4.6** Tank-containers constructed before 1 January 2007 in accordance with the requirements in force up to 31 December 2006 but which do not, however, conform to the requirements applicable as from 1 January 2007 regarding the marking of the external design pressure in accordance with 6.8.2.5.1, may still be used.
- 1.6.4.7** Tank-containers constructed before 1 January 1997 in accordance with the requirements in force up to 31 December 1996 but which do not, however, conform to the requirements of Appendix X, 3.3.3 and 3.3.4 applicable as from 1 January 1997, may still be used.
- 1.6.4.8** Tank-containers constructed before 1 January 1999 in accordance with the requirements of Appendix X, 5.3.6.3 applicable up to 31 December 1998 and which do not conform to the requirements of Appendix X, 5.3.6.3 in force from 1 January 1999, may still be used.
- 1.6.4.9** Tank-containers and MEGCs designed and constructed in accordance with a technical code which was recognized at the time of their construction according to the provisions of 6.8.2.7 which were applicable at that time may still be used.
- 1.6.4.10** (Deleted)
- 1.6.4.11** (Reserved)
- 1.6.4.12** Tank-containers and MEGCs constructed before 1 January 2003 in accordance with the requirements applicable up to 30 June 2001, but which do not, however, conform to the requirements applicable as from 1 July 2001, may still be used.
- However, they shall be marked with the relevant tank code and if applicable the relevant alphanumeric codes of special provisions TC and TE in accordance with 6.8.4.
- 1.6.4.13** Tank-containers constructed before 1 July 2003 in accordance with the requirements in force up to 31 December 2002 but which do not, however, conform to the requirements of 6.8.2.1.7 applicable as from 1 January 2003 and special provision TE15 of 6.8.4 (b) applicable from 1 January 2003 to 31 December 2006 may still be used.
- 1.6.4.14** Tank-containers intended for the carriage of gases of UN Nos. 1052, 1790 and 2073, constructed before 1 January 2003 in accordance with the requirements in force until 31 December 2002 and which do not comply with the requirements of 6.8.5.1.1 (b) in force from 1 January 2003, may still be used.
- 1.6.4.15** (Deleted)
- 1.6.4.16** (Deleted)
- 1.6.4.17** (Deleted)
- 1.6.4.18** For tank-containers and MEGCs constructed before 1 January 2007 which do not conform to the requirements of 4.3.2, 6.8.2.3, 6.8.2.4 and 6.8.3.4 concerning the tank record, the retention of files for the tank record shall start at the latest at the next periodic inspection.
- 1.6.4.19** (Deleted)
- 1.6.4.20** Vacuum-operated waste tank-containers constructed before 1 July 2005 in accordance with the requirements applicable up to 31 December 2004 but which do not conform to the requirements of 6.10.3.9 applicable as from 1 January 2005, may still be used.
- 1.6.4.21 to 1.6.4.29** (Reserved)
- 1.6.4.30** Portable tanks and UN MEGCs which do not meet the design requirements applicable as from 1 January 2007 but which have been constructed according to a design approval certificate which has been issued before 1 January 2008 may continue to be used.

- 1.6.4.31** (Deleted)
- 1.6.4.32** When the shell of a tank-container was already divided by partitions or surge plates into sections of not more than 7 500 litres capacity before 1 January 2009, the capacity of the shell need not be supplemented with the symbol "S" in the particulars required by 6.8.2.5.1 until the next periodic inspection according to 6.8.2.4.2 is performed.
- 1.6.4.33** Notwithstanding the provisions of 4.3.2.2.4, tank-containers intended for the carriage of liquefied gases or refrigerated liquefied gases, which meet the applicable construction requirements of RID but which were divided, before 1 July 2009, by partitions or surge plates into sections of more than 7 500 litres capacity may still be filled to more than 20% and less than 80% of their capacity.
- 1.6.4.34** (Deleted)
- 1.6.4.35** (Deleted)
- 1.6.4.36** (Deleted)
- 1.6.4.37** Portable tanks and MEGCs manufactured before 1 January 2012, that conform to the marking requirements of 6.7.2.20.1, 6.7.3.16.1, 6.7.4.15.1 or 6.7.5.13.1 applicable up to 31 December 2010, as relevant, may continue to be used if they comply with all other relevant requirements of RID applicable as from 1 January 2011 including, when applicable, the requirement of 6.7.2.20.1 (g) for marking the symbol "S" on the plate when the shell or the compartment is divided by surge plates into sections of not more than 7 500 litres capacity.
- 1.6.4.38** (Deleted)
- 1.6.4.39** Tank-containers and MEGCs designed and constructed in accordance with standards applicable at the time of their construction (see 6.8.2.6 and 6.8.3.6) according to the provisions of RID which were applicable at that time may still be used unless restricted by a specific transitional measure.
- 1.6.4.40** Tank-containers constructed before 1 July 2011 in accordance with the requirements of 6.8.2.2.3 in force up to 31 December 2010 but which do not, however, conform to the requirements of 6.8.2.2.3, third paragraph, concerning the position of the flame trap or flame arrester may still be used.
- 1.6.4.41** (Deleted)
- 1.6.4.42** Tank-containers constructed before 1 July 2013 in accordance with the requirements in force up to 31 December 2012, but which do not, however, meet the marking provisions of 6.8.2.5.2 or 6.8.3.5.6 applicable as from 1 January 2013, may continue to be marked in accordance with the requirements applicable up to 31 December 2012 until the next periodic inspection after 1 July 2013.
- 1.6.4.43** Portable tanks and MEGCs manufactured before 1 January 2014 need not comply with the requirements of 6.7.2.13.1 (f), 6.7.3.9.1 (e), 6.7.4.8.1 (e) and 6.7.5.6.1 (d) concerning the marking of the pressure relief devices.
- 1.6.4.44** (Deleted)
- 1.6.4.45** (Deleted)
- 1.6.4.46** Tank-containers constructed before 1 January 2012 in accordance with the requirements in force up to 31 December 2012, but which do not however conform to the requirements of 6.8.2.6 relating to standards EN 14432:2006 and EN 14433:2006 applicable as from 1 January 2011, may still be used.
- 1.6.4.47** Tank-containers for refrigerated liquefied gases constructed before 1 July 2017 in accordance with the requirements in force up to 31 December 2016 but which do not conform to the requirements of 6.8.3.4.10, 6.8.3.4.11 and 6.8.3.5.4 applicable from 1 January 2017 may continue to be used until the next inspection after 1 July 2017. Until this time, to meet the requirements of 4.3.3.5 and 5.4.1.2.2 (d), the actual holding times may be estimated without recourse to the reference holding time.
- 1.6.4.48** Tank-containers constructed before 1 July 2017 in accordance with the requirements in force up to 31 December 2016 but which do not however conform to the requirements of 6.8.2.1.23 applicable as from 1 January 2017 may still be used.
- 1.6.4.49** Tank-containers constructed before 1 July 2019, fitted with safety valves meeting the requirements in force up to 31 December 2018 but which do not meet the requirements of 6.8.3.2.9 last sub-paragraph concerning their design or protection applicable from 1 January 2019 may continue to be used until the next intermediate or periodic inspection after 1 January 2021.
- 1.6.4.50** Notwithstanding the requirements of special provision TU 42 of 4.3.5 applicable from 1 January 2019, tank-containers with a shell constructed of aluminium alloy, including those with a protective lining, which were used before 1 January 2019 for the carriage of substances with a pH value less than 5.0 or more than 8.0, may continue to be used for the carriage of such substances until 31 December 2026.

- 1.6.4.51** Tank-containers constructed before 1 July 2019 in accordance with the requirements in force up to 31 December 2018 but which do not conform to the requirements of 6.8.2.2.10 concerning the burst pressure of the bursting disc applicable as from 1 January 2019 may continue to be used.
- 1.6.4.52** Tank-containers constructed before 1 July 2019 in accordance with the requirements of 6.8.2.2.3 in force up to 31 December 2018 but which however do not conform to the requirements of 6.8.2.2.3 last paragraph concerning the flame arresters on breather devices applicable from 1 January 2019 may continue to be used.
- 1.6.4.53** Tank-containers constructed before 1 July 2019 in accordance with the requirements in force up to 31 December 2018 but which do not however conform to the requirements of 6.8.2.1.23 concerning the check of the welds in the knuckle area of the tank ends applicable as from 1 January 2019 may continue to be used.
- 1.6.4.54** Tank-containers constructed before 1 July 2019 in accordance with the requirements in force up to 31 December 2018 but which however do not conform to the requirements of 6.8.2.2.11 applicable from 1 January 2019 may continue to be used.
- 1.6.5** (Reserved)
- 1.6.6** **Class 7**
- 1.6.6.1** **Packages not requiring competent authority approval of design under the 1985 and 1985 (as amended 1990) editions of IAEA Safety Series No. 6**
- Packages not requiring competent authority approval of design (excepted packages, Type IP-1, Type IP-2, Type IP-3 and Type A packages) shall meet the requirements of RID in full, except that packages that meet the requirements of the 1985 or 1985 (as amended 1990) Editions of IAEA Regulations for the Safe Transport of Radioactive Material (IAEA Safety Series No.6):
- (a) May continue in carriage provided that they were prepared for carriage prior to 31 December 2003, and subject to the requirements of 1.6.6.3, if applicable;
 - (b) May continue to be used provided that:
 - (i) They were not designed to contain uranium hexafluoride;
 - (ii) The applicable requirements of 1.7.3 are applied;
 - (iii) The activity limits and classification in 2.2.7 are applied;
 - (iv) The requirements and controls for carriage in Parts 1, 3, 4, 5 and 7 are applied;
 - (v) The packaging was not manufactured or modified after 31 December 2003.
- 1.6.6.2** **Packages approved under the 1973, 1973 (as amended), 1985 and 1985 (as amended 1990) editions of IAEA Safety Series No. 6**
- 1.6.6.2.1** Packages requiring competent authority approval of the design shall meet the requirements of RID in full unless the following conditions are met:
- (a) The packagings were manufactured to a package design approved by the competent authority under the provisions of the 1973 or 1973 (as amended) or the 1985 or 1985 (as amended 1990) Editions of IAEA Safety Series No.6;
 - (b) The package design is subject to multilateral approval;
 - (c) The applicable requirements of 1.7.3 are applied;
 - (d) The activity limits and classification in 2.2.7 are applied;
 - (e) The requirements and controls for carriage in Parts 1, 3, 4, 5 and 7 are applied;
 - (f) (Reserved)
 - (g) For packages that meet the requirements of the 1973 or 1973 (as amended) Editions of IAEA Safety Series No. 6:
 - (i) The packages retain sufficient shielding to ensure that the radiation level at 1 m from the surface of the package would not exceed 10 mSv/h in the accident conditions of carriage defined in the 1973 Revised or 1973 Revised (as amended) Editions of IAEA Safety Series No.6 with the maximum radioactive contents which the package is authorized to contain;
 - (ii) The packages do not utilize continuous venting;
 - (iii) A serial number in accordance with the provision of 5.2.1.7.5 is assigned to and marked on the outside of each packaging.
- 1.6.6.2.2** No new manufacture of packagings to a package design meeting the provisions of the 1973, 1973 (as amended), 1985, and 1985 (as amended 1990) Editions of IAEA Safety Series No.6 shall be permitted to commence.

1.6.6.3 Packages excepted from the requirements for fissile materials under the 2011 and 2013 editions of RID (2009 Edition of IAEA Safety Standard Series No.TSR-1)

Packages containing fissile material that is excepted from classification as "FISSILE" according to 2.2.7.2.3.5 (a) (i) or (iii) of the 2011 and 2013 editions of RID (paras. 417 (a) (i) or (iii) of the 2009 Edition of IAEA Regulations for the Safe Transport of Radioactive Material) prepared for carriage before 31 December 2014 may continue in carriage and may continue to be classified as non-fissile or fissile-excepted except that the consignment limits in Table 2.2.7.2.3.5 of these editions shall apply to the wagon. The consignment shall be carried under exclusive use.

1.6.6.4 Special form radioactive material approved under the 1973, 1973 (as amended), 1985 and 1985 (as amended 1990) Editions of IAEA Safety Series No. 6

Special form radioactive material manufactured to a design which had received unilateral approval by the competent authority under the 1973, 1973 (as amended), 1985 or 1985 (as amended 1990) Editions of IAEA Safety Series No. 6 may continue to be used when in compliance with the mandatory management system in accordance with the applicable requirements of 1.7.3. No new manufacture of such special form radioactive material shall be permitted to commence.

Chapter 1.7 General provisions concerning radioactive material

1.7.1 Scope and application

NOTE 1: In the event of accidents or incidents during the carriage of radioactive material, emergency provisions, as established by relevant national and/or international organizations, shall be observed to protect persons, property and the environment. Appropriate guidelines for such provisions are contained in "Planning and Preparing for Emergency Response to Transport Accidents Involving Radioactive Material", Safety Standard Series No. TS-G-1.2 (ST-3), IAEA, Vienna (2002).

2: Emergency procedures shall take into account the formation of other dangerous substances that may result from the reaction between the contents of a consignment and the environment in the event of an accident.

1.7.1.1 RID establishes standards of safety which provide an acceptable level of control of the radiation, criticality and thermal hazards to persons, property and the environment that are associated with the carriage of radioactive material. These standards are based on the IAEA Regulations for the Safe Transport of Radioactive material, 2012 Edition, IAEA Safety Standards Series No. SSR-6, IAEA, Vienna (2012). Explanatory material can be found in "Advisory Material for the IAEA Regulations for the Safe Transport of Radioactive Material (2012 Edition)", IAEA Safety Standards Series No. SSG-26, IAEA, Vienna (2014).

1.7.1.2 The objective of RID is to establish requirements that shall be satisfied to ensure safety and to protect persons, property and the environment from the effects of radiation in the carriage of radioactive material. This protection is achieved by requiring:

- (a) Containment of the radioactive contents;
- (b) Control of external radiation levels;
- (c) Prevention of criticality; and
- (d) Prevention of damage caused by heat.

These requirements are satisfied firstly by applying a graded approach to contents limits for packages and wagons and to performance standards applied to package designs depending upon the hazard of the radioactive contents. Secondly, they are satisfied by imposing conditions on the design and operation of packages and on the maintenance of packagings, including a consideration of the nature of the radioactive contents. Finally, they are satisfied by requiring administrative controls including, where appropriate, approval by competent authorities.

1.7.1.3 RID applies to the carriage of radioactive material by rail including carriage which is incidental to the use of the radioactive material. Carriage comprises all operations and conditions associated with and involved in the movement of radioactive material; these include the design, manufacture, maintenance and repair of packaging, and the preparation, consigning, loading, carriage including in-transit storage, unloading and receipt at the final destination of loads of radioactive material and packages. A graded approach is applied to the performance standards in RID that are characterized by three general severity levels:

- (a) Routine conditions of carriage (incident free);
- (b) Normal conditions of carriage (minor mishaps);
- (c) Accident conditions of carriage.

1.7.1.4 The provisions laid down in RID do not apply to any of the following:

- (a) Radioactive material that is an integral part of the means of transport;
- (b) Radioactive material moved within an establishment which is subject to appropriate safety regulations in force in the establishment and where the movement does not involve public roads or railways;
- (c) Radioactive material implanted or incorporated into a person or live animal for diagnosis or treatment;
- (d) Radioactive material in or on a person who is to be transported for medical treatment because the person has been subject to accidental or deliberate intake of radioactive material or to contamination;
- (e) Radioactive material in consumer products which have received regulatory approval, following their sale to the end user;
- (f) Natural material and ores containing naturally occurring radionuclides (which may have been processed), provided the activity concentration of the material does not exceed 10 times the values specified in Table 2.2.7.2.2.1, or calculated in accordance with 2.2.7.2.2.2 (a) and 2.2.7.2.2.3 to 2.2.7.2.2.6. For natural materials and ores containing naturally occurring radionuclides that are not in secular equilibrium the calculation of the activity concentration shall be performed in accordance with 2.2.7.2.2.4;
- (g) Non-radioactive solid objects with radioactive substances present on any surfaces in quantities not in excess of the limit set out in the definition for "contamination" in 2.2.7.1.2.

1.7.1.5 Specific provisions for the carriage of excepted packages

1.7.1.5.1 Excepted packages which may contain radioactive material in limited quantities, instruments, manufactured articles or empty packagings as specified in 2.2.7.2.4.1 shall be subject only to the following provisions of Parts 5 to 7:

(a) The applicable provisions specified in 5.1.2.1, 5.1.3.2, 5.1.5.2.2, 5.1.5.2.3, 5.1.5.4, 5.2.1.10, 7.5.11 CW 33 (3.1), (5.1) to (5.4) and (6); and

(b) The requirements for excepted packages specified in 6.4.4.

except when the radioactive material possesses other hazardous properties and has to be classified in a class other than Class 7 in accordance with special provision 290 or 369 of Chapter 3.3, where the provisions listed in (a) and (b) above apply only as relevant and in addition to those relating to the main class.

1.7.1.5.2 Excepted packages are subject to the relevant provisions of all other parts of RID. If the excepted package contains fissile material, one of the fissile exceptions provided by 2.2.7.2.3.5 shall apply and the requirements of 7.5.11 CW 33 (4.3) shall be met.

1.7.2 Radiation protection programme

1.7.2.1 The carriage of radioactive material shall be subject to a radiation protection programme which shall consist of systematic arrangements aimed at providing adequate consideration of radiation protection measures.

1.7.2.2 Doses to persons shall be below the relevant dose limits. Protection and safety shall be optimized in order that the magnitude of individual doses, the number of persons exposed and the likelihood of incurring exposure shall be kept as low as reasonably achievable, economic and social factors being taken into account within the restriction that the doses to individuals be subject to dose constraints. A structured and systematic approach shall be adopted and shall include consideration of the interfaces between carriage and other activities.

1.7.2.3 The nature and extent of the measures to be employed in the programme shall be related to the magnitude and likelihood of radiation exposures. The programme shall incorporate the requirements in 1.7.2.2, 1.7.2.4, 1.7.2.5 and 7.5.11 CW 33 (1.1). Programme documents shall be available, on request, for inspection by the relevant competent authority.

1.7.2.4 For occupational exposures arising from transport activities, where it is assessed that the effective dose either:

(a) is likely to be between 1 mSv and 6 mSv in a year, a dose assessment programme via work place monitoring or individual monitoring shall be conducted; or

(b) is likely to exceed 6 mSv in a year, individual monitoring shall be conducted.

When individual monitoring or work place monitoring is conducted, appropriate records shall be kept.

NOTE: For occupational exposures arising from transport activities, where it is assessed that the effective dose is most unlikely to exceed 1 mSv in a year, no special work patterns, detailed monitoring, dose assessment programmes or individual record keeping need be required.

1.7.2.5 Workers (see 7.5.11, CW 33 Note 3) shall be appropriately trained in radiation protection including the precautions to be observed in order to restrict their occupational exposure and the exposure of other persons who might be affected by their actions.

1.7.3 Management system

1.7.3.1 A management system based on international, national or other standards acceptable to the competent authority shall be established and implemented for all activities within the scope of RID, as identified in 1.7.1.3, to ensure compliance with the relevant provisions of RID. Certification that the design specification has been fully implemented shall be available to the competent authority. The manufacturer, consignor or user shall be prepared:

(a) To provide facilities for inspection during manufacture and use; and

(b) To demonstrate compliance with RID to the competent authority.

Where competent authority approval is required, such approval shall take into account and be contingent upon the adequacy of the management system.

1.7.4 Special arrangement

1.7.4.1 Special arrangement shall mean those provisions, approved by the competent authority, under which consignments which do not satisfy all the requirements of RID applicable to radioactive material may be carried.

NOTE: Special arrangement is not considered to be a temporary derogation in accordance with 1.5.1.

1.7.4.2 Consignments for which conformity with any provision applicable to radioactive material is impracticable shall not be carried except under special arrangement. Provided the competent authority is satisfied that conformity with the radioactive material provisions of RID is impracticable and that the requisite standards of safety established by RID have been demonstrated through alternative means the competent authority may approve special arrangement transport operations for single or a planned series of multiple consignments. The overall level of safety in carriage shall be at least equivalent to that which would be provided if all the applicable requirements had been met. For international consignments of this type, multilateral approval shall be required.

1.7.5 Radioactive material possessing other dangerous properties

In addition to the radioactive and fissile properties, any subsidiary hazard of the contents of the package, such as explosiveness, flammability, pyrophoricity, chemical toxicity and corrosiveness, shall also be taken into account in the documentation, packing, labelling, marking, placarding, stowage, segregation and carriage, in order to be in compliance with all relevant provisions for dangerous goods of RID.

1.7.6 Non-compliance

- 1.7.6.1** In the event of non-compliance with any limit in RID applicable to radiation level or contamination,
- (a) The consignor, consignee, carrier and any organization involved during carriage who may be affected, as appropriate, shall be informed of the non-compliance by:
 - (i) the carrier if the non-compliance is identified during carriage; or
 - (ii) the consignee if the non-compliance is identified at receipt;
 - (b) The carrier, consignor or consignee, as appropriate shall:
 - (i) take immediate steps to mitigate the consequences of the non-compliance;
 - (ii) investigate the non-compliance and its causes, circumstances and consequences;
 - (iii) take appropriate action to remedy the causes and circumstances that led to the non-compliance and to prevent a recurrence of similar circumstances that led to the non-compliance; and
 - (iv) communicate to the competent authority(ies) on the causes of the non-compliance and on corrective or preventive actions taken or to be taken;
 - (c) The communication of the non-compliance to the consignor and competent authority(ies), respectively, shall be made as soon as practicable and it shall be immediate whenever an emergency exposure situation has developed or is developing.

Chapter 1.8 Checks and other support measures to ensure compliance with safety requirements

1.8.1 Administrative controls of dangerous goods

1.8.1.1 The competent authorities of the RID Contracting States may, on their national territory, at any time, conduct spot checks to verify whether the requirements concerning the carriage of dangerous goods have been met including, in accordance with 1.10.1.5, those concerning security measures.

These checks shall, however, be made without endangering persons, property or the environment and without major disruption of rail services.

1.8.1.2 Participants in the carriage of dangerous goods (Chapter 1.4) shall, without delay, in the context of their respective obligations, provide the competent authorities and their agents with the necessary information for carrying out the checks.

1.8.1.3 The competent authorities may also, for the purposes of carrying out checks on the premises of the enterprises participating in the carriage of dangerous goods (Chapter 1.4), make inspections, consult the necessary documents and remove samples of dangerous goods or packagings for examination, provided that safety is not jeopardized thereby. The participants in the carriage of dangerous goods (Chapter 1.4) shall also make the wagons or parts of wagons and the equipment and installations accessible for the purpose of checking where this is possible and reasonable. They may, if they deem necessary, designate a person from the enterprise to accompany the representative of the competent authority.

1.8.1.4 If the competent authorities observe that the requirements of RID have not been met, they may prohibit a consignment or interrupt a transport operation until the defects observed are rectified, or they may prescribe other appropriate measures. Immobilization may take place on the spot or at another place selected by the authorities for safety reasons. These measures shall not cause a major disruption in rail services.

1.8.2 Mutual administrative support

1.8.2.1 The RID Contracting States shall agree on mutual administrative support for the implementation of RID.

1.8.2.2 When an RID Contracting State has reasons to observe that the safety of the carriage of dangerous goods on its territory is compromised as a result of very serious or repeated infringements by an enterprise which has its headquarters on the territory of another RID Contracting State, it shall notify the competent authorities of this RID Contracting State of such infringements. The competent authorities of the RID Contracting State on the territory of which the very serious or repeated infringements were observed may request the competent authorities of the RID Contracting State on the territory of which the enterprise has its headquarters to take appropriate measures against the offender(s). The transmission of data referring to persons shall not be permitted unless it is necessary for the prosecution of very serious or repeated infringements.

1.8.2.3 The authorities notified shall communicate to the competent authorities of the RID Contracting State on the territory of which the infringements were observed, the measures which have, if necessary, been taken with respect to the enterprise.

1.8.3 Safety adviser

1.8.3.1 Each undertaking, the activities of which include the consigning or the carriage of dangerous goods by rail, or the related packing, loading, filling or unloading shall appoint one or more safety advisers for the carriage of dangerous goods, responsible for helping to prevent the risks inherent in such activities with regard to persons, property and the environment.

1.8.3.2 The competent authorities of the RID Contracting States may provide that these requirements shall not apply to undertakings:

- (a) the activities of which include the carriage of dangerous goods in means of transport belonging to the armed forces or for which the armed forces are responsible, or
- (b) the activities of which concern quantities in each wagon not exceeding those referred to in 1.1.3.6, 1.7.1.4 and in Chapters 3.3, 3.4 and 3.5, or
- (c) the main or secondary activities of which are not the carriage or the related packing, filling, loading or unloading of dangerous goods but which occasionally engage in the national carriage or the related packing, filling, loading or unloading of dangerous goods posing little danger or risk of pollution.

- 1.8.3.3** The main task of the adviser shall be, under the responsibility of the head of the undertaking, to seek by all appropriate means and by all appropriate action, within the limits of the relevant activities of that undertaking, to facilitate the conduct of those activities in accordance with the requirements applicable and in the safest possible way.
- With regard to the undertaking's activities, the adviser has the following duties in particular:
- monitoring compliance with the requirements governing the carriage of dangerous goods;
 - advising his undertaking on the carriage of dangerous goods;
 - preparing an annual report to the management of his undertaking or a local public authority, as appropriate, on the undertaking's activities in the carriage of dangerous goods. Such annual reports shall be preserved for five years and made available to the national authorities at their request.
- The adviser's duties also include monitoring the following practices and procedures relating to the relevant activities of the undertaking:
- the procedures for compliance with the requirements governing the identification of dangerous goods being transported;
 - the undertaking's practice in taking account, when purchasing means of transport, of any special requirements in connection with the dangerous goods being transported;
 - the procedures for checking the equipment used in connection with the carriage, packing, filling, loading or unloading of dangerous goods;
 - the proper training of the undertaking's employees, including on the changes to the regulations, and the maintenance of records of such training;
 - the implementation of proper emergency procedures in the event of any accident or incident that may affect safety during the carriage, packing, filling, loading or unloading of dangerous goods;
 - investigating and, where appropriate, preparing reports on serious accidents, incidents or serious infringements recorded during the carriage, packing, filling, loading or unloading of dangerous goods;
 - the implementation of appropriate measures to avoid the recurrence of accidents, incidents or serious infringements;
 - the account taken of the legal prescriptions and special requirements associated with the carriage of dangerous goods in the choice and use of sub-contractors or third parties;
 - verification that employees involved in the consigning, carriage, packing, filling, loading or unloading of dangerous goods have detailed operational procedures and instructions,
 - the introduction of measures to increase awareness of the risks inherent in the carriage, packing, filling, loading and unloading of dangerous goods;
 - the implementation of verification procedures to ensure the presence on board means of transport of the documents and safety equipment which must accompany transport and the compliance of such documents and equipment with the regulations;
 - the implementation of verification procedures to ensure compliance with the requirements governing packing, filling, loading and unloading;
 - the existence of the security plan indicated in 1.10.3.2.
- 1.8.3.4** The adviser may also be the head of the undertaking, a person with other duties in the undertaking, or a person not directly employed by that undertaking, provided that that person is capable of performing the duties of adviser.
- 1.8.3.5** Each undertaking concerned shall, on request, inform the competent authority or the body designated for that purpose by each RID Contracting State of the identity of its adviser.
- 1.8.3.6** Whenever an accident affects persons, property or the environment or results in damage to property or the environment during carriage, packing, filling, loading or unloading carried out by the undertaking concerned, the adviser shall, after collecting all the relevant information, prepare an accident report to the management of the undertaking or to a local public authority, as appropriate. That report shall not replace any report by the management of the undertaking which might be required under any other international or national legislation.
- 1.8.3.7** An adviser shall hold a vocational training certificate, valid for transport by rail. That certificate shall be issued by the competent authority or the body designated for that purpose by each RID Contracting State.
- 1.8.3.8** To obtain a certificate, a candidate shall undergo training and pass an examination approved by the competent authority of the RID Contracting State.
- 1.8.3.9** The main aims of the training shall be to provide candidates with sufficient knowledge of the risks inherent in the carriage, packing, filling, loading or unloading of dangerous goods, of the applicable laws, regulations and administrative provisions and of the duties listed in 1.8.3.3.

- 1.8.3.10** The examination shall be organized by the competent authority or by an examining body designated by the competent authority. The examining body shall not be a training provider.
- The examining body shall be designated in writing. This approval may be of limited duration and shall be based on the following criteria:
- competence of the examining body;
 - specifications of the form of the examinations the examining body is proposing, including, if necessary, the infrastructure and organisation of electronic examinations in accordance with 1.8.3.12.5, if these are to be carried out;
 - measures intended to ensure that examinations are impartial;
 - independence of the body from all natural or legal persons employing safety advisers.
- 1.8.3.11** The aim of the examination is to ascertain whether candidates possess the necessary level of knowledge to carry out the duties incumbent upon a safety adviser as listed in 1.8.3.3, for the purpose of obtaining the certificate prescribed in sub-section 1.8.3.7, and it shall cover at least the following subjects:
- (a) Knowledge of the types of consequences which may be caused by an accident involving dangerous goods and knowledge of the main causes of accidents;
- (b) Requirements under national law, international conventions and agreements, with regard to the following in particular:
- classification of dangerous goods (procedure for classifying solutions and mixtures, structure of the list of substances, classes of dangerous goods and principles for their classification, nature of dangerous goods transported, physical, chemical and toxicological properties of dangerous goods);
 - general packing provisions, provisions for tanks and tank-containers (types, code, marking, construction, initial and periodic inspection and testing);
 - marking and labelling, placarding and orange-coloured plate marking (marking and labelling of packages, placing and removal of placards and orange-coloured plates);
 - particulars in the transport document (information required);
 - method of consignment and forwarding restrictions (full load, carriage in bulk, carriage in intermediate bulk containers, carriage in containers, carriage in fixed or demountable tanks);
 - transport of passengers;
 - prohibitions and precautions relating to mixed loading;
 - segregation of goods;
 - limitation of the quantities carried and quantities exemptions;
 - handling and stowage (packing, filling, loading and unloading – filling ratios –, stowage and segregation);
 - cleaning and/or degassing before packing, filling, loading and after unloading;
 - crews, vocational training;
 - documents to be carried on board (transport documents, instructions in writing, copies of any derogations, other documents);
 - instructions in writing (implementation of the instructions and equipment for personal protection);
 - operational discharges or accidental leaks of pollutants;
 - requirements relating to transport equipment.
- 1.8.3.12 Examinations**
- 1.8.3.12.1** The examination shall consist of a written test which may be supplemented by an oral examination.
- 1.8.3.12.2** The competent authority or an examining body designated by the competent authority shall invigilate every examination. Any manipulation and deception shall be ruled out as far as possible. Authentication of the candidate shall be ensured. The use in the written test of documentation other than international or national regulations is not permitted. All examination documents shall be recorded and kept as a print-out or electronically as a file.
- 1.8.3.12.3** Electronic media may be used only if provided by the examining body. There shall be no means of a candidate introducing further data to the electronic media provided; the candidate may only answer the questions posed.

- 1.8.3.12.4** The written test shall consist of two parts:
- (a) Candidates shall receive a questionnaire. It shall include at least 20 open questions covering at least the subjects mentioned in the list in 1.8.3.11. However, multiple choice questions may be used. In this case, two multiple choice questions count as one open question. Amongst these subjects particular attention shall be paid to the following subjects:
 - general preventive and safety measures;
 - classification of dangerous goods;
 - general packing provisions, including tanks, tank-containers, tank-wagons, etc.;
 - danger marking, labelling and placarding;
 - information in the transport document;
 - handling and stowage;
 - crew, vocational training;
 - documents to be carried on board and transport documents;
 - instructions in writing;
 - requirements concerning transport equipment.
 - (b) Candidates shall undertake a case study in keeping with the duties of the adviser referred to in 1.8.3.3, in order to demonstrate that they have the necessary qualifications to fulfil the task of adviser.
- 1.8.3.12.5** Written examinations may be performed, in whole or in part, as electronic examinations, where the answers are recorded and evaluated using electronic data processing (EDP) processes, provided the following conditions are met:
- (a) The hardware and software shall be checked and accepted by the competent authority or by an examining body designated by the competent authority;
 - (b) Proper technical functioning shall be ensured. Arrangements as to whether and how the examination can be continued shall be made for a failure of the devices and applications. No aids shall be available on the input devices (e.g. electronic search function), the equipment provided according to 1.8.3.12.3 shall not allow the candidates to communicate with any other device during the examination;
 - (c) Final inputs of each candidate shall be logged. The determination of the results shall be transparent.
- 1.8.3.13** The RID Contracting States may decide that candidates who intend working for undertakings specializing in the carriage of certain types of dangerous goods need only be questioned on the substances relating to their activities. These types of goods are:
- Class 1;
 - Class 2;
 - Class 7;
 - Classes 3, 4.1, 4.2, 4.3, 5.1, 5.2, 6.1, 6.2, 8 and 9;
 - UN Nos. 1202, 1203, 1223, 3475 and aviation fuel classified under UN Nos. 1268 or 1863.
- The certificate prescribed in 1.8.3.7 shall clearly indicate that it is only valid for one type of the dangerous goods referred to in this sub-section and on which the adviser has been questioned under the conditions defined in 1.8.3.12.
- 1.8.3.14** The competent authority or the examining body shall keep a running list of the questions that have been included in the examination.
- 1.8.3.15** The certificate prescribed in 1.8.3.7 shall take the form laid down in 1.8.3.18 and shall be recognized by all RID Contracting States.
- 1.8.3.16** **Validity and renewal of certificates**
- 1.8.3.16.1** The certificate shall be valid for five years. The period of the validity of a certificate shall be extended from the date of its expiry for five years at a time where, during the year before its expiry, its holder has passed an examination. The examination shall be approved by the competent authority.
- 1.8.3.16.2** The aim of the examination is to ascertain that the holder has the necessary knowledge to carry out the duties set out in 1.8.3.3. The knowledge required is set out in 1.8.3.11 (b) and shall include the amendments to the regulations introduced since the award of the last certificate. The examination shall be held and supervised on the same basis as in 1.8.3.10 and 1.8.3.12 to 1.8.3.14. However, the holder need not undertake the case study specified in 1.8.3.12.4 (b).
- 1.8.3.17** (Deleted)

1.8.3.18 Form of certificate

Certificate of training as safety adviser for the transport of dangerous goods

Certificate No:

Distinguishing sign of the State issuing the certificate:

Surname:

Forename(s):

Date and place of birth:

Nationality:

Signature of holder:

Valid until for undertakings which transport dangerous goods and for undertakings which carry out related consigning, packing, filling, loading or unloading:

☐ by road

☐ by rail

☐ by inland waterway

Issued by:

Date:

Signature:

1.8.3.19 Extension of the certificate

Where an adviser extends the scope of his certificate during its period of validity by meeting the requirements of 1.8.3.16.2, the period of validity of a new certificate shall remain that of the previous certificate.

1.8.4 List of competent authorities and bodies designated by them

The RID Contracting States shall communicate to the Secretariat of OTIF the addresses of the authorities and bodies designated by them which are competent in accordance with national law to implement RID, referring in each case to the relevant requirement of RID and giving the addresses to which the relevant applications should be made.

The Secretariat of OTIF shall establish a list on the basis of the information received and shall keep it up-to-date. It shall communicate this list and the amendments thereto to the RID Contracting States.

1.8.5 Notifications of occurrences involving dangerous goods

1.8.5.1 If a serious accident or incident takes place during loading, filling, carriage or unloading of dangerous goods on the territory of an RID Contracting State, the loader, filler, carrier, consignee or if the case may be the railway infrastructure manager, respectively, shall ascertain that a report conforming to the model prescribed in 1.8.5.4 is made to the competent authority of the RID Contracting State concerned at the latest one month after the occurrence.

1.8.5.2 The RID Contracting State shall in turn, if necessary, make a report to the Secretariat of OTIF with a view to informing the other RID Contracting States.

1.8.5.3 An occurrence subject to report in accordance with 1.8.5.1 has occurred if dangerous goods were released or if there was an imminent risk of loss of product, if personal injury, material or environmental damage occurred, or if the authorities were involved and one or more of the following criteria has/have been met:

Personal injury means an occurrence in which death or injury directly relating to the dangerous goods carried has occurred, and where the injury

(a) requires intensive medical treatment,

(b) requires a stay in hospital of at least one day, or

(c) results in the inability to work for at least three consecutive days.

Loss of product means the release of dangerous goods

(a) of transport category 0 or 1 in quantities of 50 kg / 50 l or more,

(b) of transport category 2 in quantities of 333 kg / 333 l or more, or

(c) of transport category 3 or 4 in quantities of 1 000 kg / 1 000 l or more.

The loss of product criterion also applies if there was an imminent risk of loss of product in the above-mentioned quantities. As a rule, this has to be assumed if, owing to structural damage, the means of containment is no longer suitable for further carriage or if, for any other reason, a sufficient level of safety is no longer ensured (e.g. owing to distortion of tanks or containers, overturning of a tank or fire in the immediate vicinity).

If dangerous goods of Class 6.2 are involved, the obligation to report applies without quantity limitation.

In occurrences involving radioactive material, the criteria for loss of product are:

- (a) Any release of radioactive material from the packages;
- (b) Exposure leading to a breach of the limits set out in the regulations for protection of workers and members of the public against ionizing radiation (Schedule II of IAEA Safety Series No. 115 – "International Basic Safety Standards for Protection Against Ionizing Radiation and for Safety of Radiation Sources"); or
- (c) Where there is reason to believe that there has been a significant degradation in any package safety function (containment, shielding, thermal protection or criticality) that may have rendered the package unsuitable for continued carriage without additional safety measures.

NOTE: See the requirements of 7.5.11 CW33 (6) for undeliverable consignments.

Material damage or environmental damage means the release of dangerous goods, irrespective of the quantity, where the estimated amount of damage exceeds 50,000 Euros. Damage to any directly involved means of carriage containing dangerous goods and to the modal infrastructure shall not be taken into account for this purpose.

Involvement of authorities means the direct involvement of the authorities or emergency services during the occurrence involving dangerous goods and the evacuation of persons or closure of public traffic routes (roads/railways) for at least three hours owing to the danger posed by the dangerous goods.

If necessary, the competent authority may request further relevant information.

1.8.5.4

Model for report on occurrences during the carriage of dangerous goods

Report on occurrences during the carriage of dangerous goods in accordance with RID/ADR section 1.8.5

Carrier/

Railway infrastructure operator:

Address:

Contact name: Telephone: Fax:

(The competent authority shall remove this cover sheet before forwarding the report)

1. Mode	
<input type="checkbox"/> Rail Wagon number (optional):	<input type="checkbox"/> Road Vehicle registration (optional):
2. Date and location of occurrence	
Year: Month: Day: Time:	
<u>Rail</u> <input type="checkbox"/> Station <input type="checkbox"/> Shunting/marshalling yard <input type="checkbox"/> Loading/unloading/transshipment site Location / Country: or <input type="checkbox"/> Open line Description of line: Kilometres:	<u>Road</u> <input type="checkbox"/> Built-up area <input type="checkbox"/> Loading/unloading/transshipment site <input type="checkbox"/> Open road Location / Country:
3. Topography	
<input type="checkbox"/> Gradient/incline <input type="checkbox"/> Tunnel <input type="checkbox"/> Bridge/Underpass <input type="checkbox"/> Crossing	
4. Particular weather conditions	
<input type="checkbox"/> Rain <input type="checkbox"/> Snow <input type="checkbox"/> Ice <input type="checkbox"/> Fog <input type="checkbox"/> Thunderstorm <input type="checkbox"/> Storm Temperature: ... °C	
5. Description of occurrence	
<input type="checkbox"/> Derailment/Leaving the road <input type="checkbox"/> Collision <input type="checkbox"/> Overturning/Rolling over <input type="checkbox"/> Fire <input type="checkbox"/> Explosion <input type="checkbox"/> Loss <input type="checkbox"/> Technical fault Additional description of occurrence:	

- 1.8.6 Administrative controls for application of the conformity assessments, periodic inspections, intermediate inspections and exceptional checks described in 1.8.7**
- 1.8.6.1 Approval of inspection bodies**
- The competent authority may approve inspection bodies for conformity assessments, periodic inspections, intermediate inspections, exceptional checks and surveillance of the in-house inspection service as specified in 1.8.7.
- 1.8.6.2 Operational obligations for the competent authority, its delegate or inspection body**
- 1.8.6.2.1** The competent authority, its delegate or inspection body shall carry out conformity assessments, periodic inspections, intermediate inspections and exceptional checks in a proportionate manner, avoiding unnecessary burdens. The competent authority, its delegate or inspection body shall perform its activities taking into consideration the size, the sector and the structure of the undertakings involved, the relative complexity of the technology and the serial character of production.
- 1.8.6.2.2** Nevertheless the competent authority, its delegate or inspection body shall respect the degree of rigour and the level of protection required for the compliance of the transportable pressure equipment by the provisions of parts 4 and 6 as applicable.
- 1.8.6.2.3** Where a competent authority, its delegate or inspection body finds out that requirements laid down in parts 4 or 6 have not been met by the manufacturer, it shall require the manufacturer to take appropriate corrective measures and it shall not issue any type approval certificate or certificate of conformity.
- 1.8.6.3 Information obligation**
- RID Contracting States shall publish their national procedures for the assessment, appointment and monitoring of inspection bodies and of any changes to that information.
- 1.8.6.4 Delegation of inspection tasks**
- NOTE:** In-house inspection services according to 1.8.7.6 are not covered by 1.8.6.4.
- 1.8.6.4.1** Where an inspection body uses the services of any other entity (e.g. subcontractor, subsidiary), to carry out specific tasks connected with the conformity assessment, periodic inspection, intermediate inspection or exceptional checks, this entity shall be included in the accreditation of the inspection body, or it shall be accredited separately. In the case of separate accreditation, this entity shall be duly accredited according to standard EN ISO/IEC 17025:2005 and shall be recognised by the inspection body as an independent and impartial testing laboratory in order to perform testing tasks in accordance with its accreditation, or it shall be accredited according to standard EN ISO/IEC 17020:2012 (except clause 8.1.3). The inspection body shall ensure that this entity meets the requirements set out for the tasks given to it with the same level of competence and safety as laid down for inspection bodies (see 1.8.6.8) and the inspection body shall monitor it. The inspection body shall inform the competent authority about the above mentioned arrangements.
- 1.8.6.4.2** The inspection body shall take full responsibility for the tasks performed by such entities wherever the tasks are performed by them.
- 1.8.6.4.3** The inspection body shall not delegate the whole task of conformity assessment, periodic inspection, intermediate inspection or exceptional checks. In any case, the assessment and the issue of certificates shall be carried out by the inspection body itself.
- 1.8.6.4.4** Activities shall not be delegated without the agreement of the applicant.
- 1.8.6.4.5** The inspection body shall keep at the disposal of the competent authority the relevant documents concerning the assessment of the qualifications and the work carried out by the above mentioned entities.
- 1.8.6.5 Information obligations for inspection bodies**
- Any inspection body shall inform the competent authority, which had approved it, of the following:
- (a) Except when the provisions of 1.8.7.2.4 apply, any refusal, restriction, suspension or withdrawal of type approval certificates;
 - (b) Any circumstance(s) affecting the scope of and conditions for the approval as granted by the competent authority;
 - (c) Any request for information on conformity assessment activities performed which they have received from competent authorities monitoring compliance according to 1.8.1 or 1.8.6.6;
 - (d) On request, conformity assessment activities performed within the scope of their approval and any other activity performed, including delegation of tasks.
- 1.8.6.6** The competent authority shall ensure the monitoring of the inspection bodies and shall revoke or restrict the approval given, if it notes that an approved body is no longer in compliance with the approval and the requirements of 1.8.6.8 or does not follow the procedures specified in the provisions of RID.

- 1.8.6.7** If the approval of the inspection body is revoked or restricted or if the inspection body ceased activity, the competent authority shall take the appropriate steps to ensure that the files are either processed by another inspection body or kept available.
- 1.8.6.8** The inspection body shall:
- (a) Have a staff with an organisational structure, capable, trained, competent and skilled, to satisfactorily perform its technical functions;
 - (b) Have access to suitable and adequate facilities and equipment;
 - (c) Operate in an impartial manner and be free from any influence which could prevent it from doing so;
 - (d) Ensure commercial confidentiality of the commercial and proprietary activities of the manufacturer and other bodies;
 - (e) Maintain clear demarcation between actual inspection body functions and unrelated functions;
 - (f) Have a documented quality system;
 - (g) Ensure that the tests and inspections specified in the relevant standard and in RID are performed; and
 - (h) Maintain an effective and appropriate report and record system in accordance with 1.8.7 and 1.8.8.
- The inspection body shall additionally be accredited according to the standard EN ISO/IEC 17020:2012 (except clause 8.1.3), as specified in 6.2.2.11 and 6.2.3.6 and TA 4 and TT 9 of 6.8.4.
- An inspection body starting a new activity may be approved temporarily. Before temporary designation, the competent authority shall ensure that the inspection body meets the requirements of the standard EN ISO/IEC 17020:2012 (except clause 8.1.3). The inspection body shall be accredited in its first year of activity to be able to continue this new activity.
- 1.8.7 Procedures for conformity assessment and periodic inspection**
- NOTE:** In this section, "relevant body" means a body assigned in 6.2.2.11 when certifying UN pressure receptacles, in 6.2.3.6 when approving non-UN pressure receptacles and in special provisions TA4 and TT9 of 6.8.4.
- 1.8.7.1 General provisions**
- 1.8.7.1.1** The procedures in section 1.8.7 shall be applied according to 6.2.3.6 when approving non-UN pressure receptacles and according to TA4 and TT9 of 6.8.4 when approving tanks, battery-wagons and MEGCs.
- The procedures in section 1.8.7 may be applied according to the Table in 6.2.2.11 when certifying UN pressure receptacles.
- 1.8.7.1.2** Each application for
- (a) The type approval in accordance with 1.8.7.2 or;
 - (b) The supervision of manufacture in accordance with 1.8.7.3 and the initial inspection and test in accordance with 1.8.7.4; or
 - (c) The periodic inspection, intermediate inspection and exceptional checks in accordance with 1.8.7.5
- shall be lodged by the applicant with a single competent authority, its delegate or an approved inspection body of his choice.
- 1.8.7.1.3** The application shall include:
- (a) The name and address of the applicant;
 - (b) For conformity assessment where the applicant is not the manufacturer, the name and address of the manufacturer;
 - (c) A written declaration that the same application has not been lodged with any other competent authority, its delegate or inspection body;
 - (d) The relevant technical documentation specified in 1.8.7.7;
 - (e) A statement allowing the competent authority, its delegate or inspection body access for inspection purposes to the locations of manufacture, inspection, testing and storage and providing it with all necessary information.
- 1.8.7.1.4** Where the applicant can demonstrate to the satisfaction of the competent authority or its delegated inspection body conformity with 1.8.7.6 the applicant may establish an in-house inspection service which may perform part or all of the inspections and tests when specified in 6.2.2.11 or 6.2.3.6.

- 1.8.7.1.5** Design type approval certificates and certificates of conformity – including the technical documentation – shall be retained by the manufacturer or by the applicant for the type approval, if he is not the manufacturer, and by the inspection body, who issued the certificate, for a period of at least 20 years starting from the last date of production of products of the same type.
- 1.8.7.1.6** When a manufacturer or owner intends to cease operation, he shall send the documentation to the competent authority. The competent authority shall then retain the documentation for the rest of the period specified in 1.8.7.1.5.
- 1.8.7.2 Type approval**
- Type approvals authorise the manufacture of pressure receptacles, tanks, battery-wagons or MEGCs within the period of validity of that approval.
- 1.8.7.2.1** The applicant shall:
- (a) In the case of pressure receptacles, place at the disposal of the relevant body representative samples of the production envisaged. The relevant body may request further samples if required by the test programme;
 - (b) In the case of tanks, battery-wagons or MEGCs, give access to the prototype for type testing.
- 1.8.7.2.2** The relevant body shall:
- (a) Examine the technical documentation specified in 1.8.7.7.1 to verify that the design is in accordance with the relevant provisions of RID, and the prototype or the prototype lot has been manufactured in conformity with the technical documentation and is representative of the design;
 - (b) Perform the examinations and witness the tests specified in RID, to determine that the provisions have been applied and fulfilled, and the procedures adopted by the manufacturer meet the requirements;
 - (c) Check the certificate(s) issued by the materials manufacturer(s) against the relevant provisions of RID;
 - (d) As applicable, approve the procedures for the permanent joining of parts or check that they have been previously approved, and verify that the staff undertaking the permanent joining of parts and the non-destructive tests are qualified or approved;
 - (e) Agree with the applicant the location and testing facilities where the examinations and necessary tests are to be carried out.
- The relevant body shall issue a type-examination report to the applicant.
- 1.8.7.2.3** Where the type satisfies all applicable provisions, the competent authority, its delegate or the inspection body, shall issue a type approval certificate to the applicant.
- This certificate shall contain:
- (a) The name and address of the issuer;
 - (b) The name and address of the manufacturer and of the applicant when the applicant is not the manufacturer;
 - (c) A reference to the version of RID and standards used for the type examination;
 - (d) Any requirements resulting from the examination;
 - (e) The necessary data for identification of the type and variation, as defined by the relevant standard;
 - (f) The reference to the type examination report(s); and
 - (g) The maximum period of validity of the type approval.
- A list of the relevant parts of the technical documentation shall be annexed to the certificate (see 1.8.7.7.1).
- 1.8.7.2.4** The type approval shall be valid for a maximum of ten years. If within that period the relevant technical requirements of RID (including referenced standards) have changed so that the approved type is no longer in conformity with them, the relevant body which issued the type approval shall withdraw it and inform the holder of the type approval.
- NOTE:** For the ultimate dates for withdrawal of existing type approvals, see column (5) of the tables in 6.2.4 and 6.8.2.6 or 6.8.3.6 as appropriate.
- If a type approval has expired or has been withdrawn, the manufacture of the pressure receptacles, tanks, battery-wagons or MEGCs according to that type approval is no longer authorised.
- In such a case, the relevant provisions concerning the use, periodic inspection and intermediate inspection of pressure receptacles, tanks, battery-wagons or MEGCs contained in the type approval which has expired or has been withdrawn shall continue to apply to these pressure receptacles, tanks, battery-wagons or MEGCs constructed before the expiry or the withdrawal if they may continue to be used.

They may continue to be used as long as they remain in conformity with the requirements of RID. If they are no longer in conformity with the requirements of RID they may continue to be used only if such use is permitted by relevant transitional measures in Chapter 1.6.

Type approvals may be renewed by a complete review and assessment for conformity with the provisions of RID applicable at the date of renewal. Renewal is not permitted after a type approval has been withdrawn. Interim amendments of an existing type approval (e.g. for pressure receptacles minor amendments such as the addition of further sizes or volumes not affecting conformity, or for tanks see 6.8.2.3.2) do not extend or modify the original validity of the certificate.

NOTE: The review and assessment of conformity can be done by a body other than the one which issued the original type approval.

The issuing body shall keep all documents for the type approval (see 1.8.7.7.1) for the whole period of validity including its renewals if granted.

- 1.8.7.2.5** In the case of a modification of a pressure receptacle, tank, battery-wagon or MEGC with a valid, expired or withdrawn type approval, the testing, inspection and approval are limited to the parts of the pressure receptacle, tank, battery-wagon or MEGC that have been modified. The modification shall meet the provisions of RID applicable at the time of the modification. For all parts of the pressure receptacle, tank, battery-wagon or MEGC not affected by the modification, the documentation of the initial type approval remains valid.

A modification may apply to one or more pressure receptacles, tanks, battery-wagons or MEGCs covered by a type approval.

A certificate approving the modification shall be issued to the applicant by the competent authority of any RID Contracting State or by a body designated by this authority. For tanks, battery-wagons or MEGCs, a copy shall be kept as part of the tank record.

Each application for an approval certificate for a modification shall be lodged by the applicant with a single competent authority or body designated by this authority.

1.8.7.3 Supervision of manufacture

- 1.8.7.3.1** The manufacturing process shall be subject to a survey by the relevant body to ensure the product is produced in conformity with the provisions of the type approval.
- 1.8.7.3.2** The applicant shall take all the necessary measures to ensure that the manufacturing process complies with the applicable provisions of RID and of the type approval certificate and its annexes.
- 1.8.7.3.3** The relevant body shall:
- (a) Verify the conformity with the technical documentation specified in 1.8.7.7.2;
 - (b) Verify that the manufacturing process produces products in conformity with the requirements and the documentation which apply to it;
 - (c) Verify the traceability of materials and check the material certificate(s) against the specifications;
 - (d) As applicable, verify that the personnel undertaking the permanent joining of parts and the non-destructive tests are qualified or approved;
 - (e) Agree with the applicant on the location where the examinations and necessary tests are to be carried out; and
 - (f) Record the results of its survey.

1.8.7.4 Initial inspection and tests

- 1.8.7.4.1** The applicant shall:
- (a) Affix the marks specified in RID; and
 - (b) Supply to the relevant body the technical documentation specified in 1.8.7.7.
- 1.8.7.4.2** The relevant body shall:
- (a) Perform the necessary examinations and tests in order to verify that the product is manufactured in accordance with the type approval and the relevant provisions;
 - (b) Check the certificates supplied by the manufacturers of service equipment against the service equipment;
 - (c) Issue an initial inspection and test report to the applicant relating to the detailed tests and verifications carried out and the verified technical documentation;
 - (d) Draw up a written certificate of conformity of the manufacture and affix its registered mark when the manufacture satisfies the provisions; and
 - (e) Check if the type approval remains valid after provisions of RID (including referenced standards) relevant to the type approval have changed.

The certificate in (d) and report in (c) may cover a number of items of the same type (group certificate or report).

1.8.7.4.3 The certificate shall contain as a minimum:

- (a) The name and address of the relevant body;
- (b) The name and address of the manufacturer and the name and address of the applicant, if not the manufacturer;
- (c) A reference to the version of the RID and standards used for the initial inspections and tests;
- (d) The results of the inspections and tests;
- (e) The data for identification of the inspected product(s), at least the serial number or for non refillable cylinders the batch number; and
- (f) The type approval number.

1.8.7.5 Periodic inspection, intermediate inspection and exceptional checks

1.8.7.5.1 The relevant body shall:

- (a) Perform the identification and verify the conformity with the documentation;
- (b) Carry out the inspections and witness the tests in order to check that the requirements are met;
- (c) Issue reports of the results of the inspections and tests, which may cover a number of items; and
- (d) Ensure that the required marks are applied.

1.8.7.5.2 Reports of periodic inspections and tests of pressure receptacles shall be retained by the applicant at least until the next periodic inspection.

NOTE: For tanks, see provisions for tank records in 4.3.2.1.7.

1.8.7.6 Surveillance of the applicant's in-house inspection service

1.8.7.6.1 The applicant shall:

- (a) Implement an in-house inspection service with a quality system for inspections and tests documented in 1.8.7.7.5 and subject to surveillance;
- (b) Fulfil the obligations arising out of the quality system as approved and to ensure that it remains satisfactory and efficient;
- (c) Appoint trained and competent personnel for the in-house inspection service; and
- (d) Affix the registered mark of the inspection body where appropriate.

1.8.7.6.2 The inspection body shall carry out an initial audit. If satisfactory the inspection body shall issue an authorisation for a period not exceeding three years. The following provisions shall be met:

- (a) This audit shall confirm that the inspections and tests performed on the product are in compliance with the requirements of RID;
- (b) The inspection body may authorise the in-house inspection service of the applicant to affix the registered mark of the inspection body to each approved product;
- (c) The authorisation may be renewed after a satisfactory audit in the last year prior to the expiry. The new period of validity shall begin with the date of expiry of the authorisation; and
- (d) The auditors of the inspection body shall be competent to carry out the assessment of conformity of the product covered by the quality system.

1.8.7.6.3 The inspection body shall carry out periodic audits within the duration of the authorisation to make sure that the applicant maintains and applies the quality system. The following provisions shall be met:

- (a) A minimum of two audits shall be carried out in a 12 month period;
- (b) The inspection body may require additional visits, training, technical changes, modifications of the quality system, restrict or prohibit the inspections and tests to be done by the applicant;
- (c) The inspection body shall assess any changes in the quality system and decide whether the modified quality system will still satisfy the requirements of the initial audit or whether a full reassessment is required;
- (d) The auditors of the inspection body shall be competent to carry out the assessment of conformity of the product covered by the quality system; and
- (e) The inspection body shall provide the applicant with a visit or audit report and, if a test has taken place, with a test report.

1.8.7.6.4 In cases of non conformity with the relevant requirements the inspection body shall ensure that corrective measures are taken. If corrective measures are not taken in due time, the inspection body shall suspend or withdraw the permission for the in-house inspection service to carry out its activities. The notice of suspension or withdrawal shall be transmitted to the competent authority. A report shall be provided to the applicant giving detailed reasons for the decisions taken by the inspection body.

1.8.7.7 Documents

The technical documentation shall enable an assessment to be made of conformity with the relevant requirements.

1.8.7.7.1 Documents for type approval

The applicant shall provide as appropriate:

- (a) The list of standards used for the design and manufacture;
- (b) A description of the type including all variations;
- (c) The instructions according to the relevant column of Table A of Chapter 3.2 or a list of dangerous goods to be transported for dedicated products;
- (d) A general assembly drawing or drawings;
- (e) The detailed drawings, including the dimensions used for the calculations, of the product, the service equipment, the structural equipment, the marking and/or the labelling necessary to verify the conformity;
- (f) The calculation notes, results and conclusions;
- (g) The list of the service equipment with the relevant technical data and information on the safety devices including the calculation of the relief capacity if relevant;
- (h) The list of material requested in the standard for manufacture used for every part, sub-part, lining, service and structural equipment and the corresponding material specifications or the corresponding declaration of conformity to RID;
- (i) The approved qualification of permanent joining process;
- (j) The description of the heat treatment process(es); and
- (k) The procedures, descriptions and records of all relevant tests listed in the standards or RID for the type approval and for the manufacture.

1.8.7.7.2 Documents for the supervision of manufacture

The applicant shall make available as appropriate:

- (a) The documents listed in 1.8.7.7.1;
- (b) A copy of the type approval certificate;
- (c) The manufacturing procedures including test procedures;
- (d) The manufacturing records;
- (e) The approved qualifications of permanent joining operators;
- (f) The approved qualifications of the non destructive test operators;
- (g) The reports of the destructive and non destructive tests;
- (h) The heat treatment records; and
- (i) The calibration records.

1.8.7.7.3 Documents for initial inspection and tests

The applicant shall make available as appropriate:

- (a) The documents listed in 1.8.7.7.1 and 1.8.7.7.2;
- (b) The material certificates of the product and any sub-parts;
- (c) The declarations of conformity and material certificates of the service equipment; and
- (d) A declaration of conformity including the description of the product and all the variations adopted from the type approval.

1.8.7.7.4 Documents for periodic inspections, intermediate inspections and exceptional checks

The applicant shall make available as appropriate:

- (a) For pressure receptacles, the documents specifying special requirements when the manufacturing and periodic inspections and tests standards so require;
- (b) For tanks,
 - (i) the tank record; and
 - (ii) one or more of the documents mentioned in 1.8.7.7.1 to 1.8.7.7.3.

1.8.7.7.5 Documents for the assessment of in-house inspection service

The applicant for in-house inspection service shall make available the quality system documentation as appropriate:

- (a) The organisational structure and responsibilities;
- (b) The relevant inspection and test, quality control, quality assurance and process operation instructions, and systematic actions that will be used;
- (c) The quality records, such as inspection reports, test data, calibration data and certificates;
- (d) The management reviews to ensure the effective operation of the quality system arising from the audits in accordance with 1.8.7.6;
- (e) The process describing how customer and regulation requirements are met;
- (f) The process for control of documents and their revision;
- (g) The procedures for dealing with non-conforming products; and
- (h) The training programmes and qualification procedures for relevant personnel.

1.8.7.8 Products manufactured, approved, inspected and tested according to standards

The requirements of 1.8.7.7 are considered to have been complied with if the following standards, as relevant, are applied:

Applicable sub-section and paragraph	References	Title of the document
1.8.7.7.1 to 1.8.7.7.4	EN 12972:2007	Tanks for transport of dangerous goods – Testing, inspection and marking of metallic tanks

1.8.8 Procedures for conformity assessment of gas cartridges

When assessing the conformity of gas cartridges, one of the following procedures shall be applied:

- (a) The procedure in section 1.8.7 for non-UN pressure receptacles, with the exception of 1.8.7.5; or
- (b) The procedure in sub-sections 1.8.8.1 to 1.8.8.7.

1.8.8.1 General provisions

1.8.8.1.1 The supervision of manufacture shall be carried out by an Xa body and the tests as required in 6.2.6 shall be carried out either by that Xa body or by an IS-body approved by that Xa body; for definition of Xa and IS bodies see definitions in 6.2.3.6.1. Conformity assessment shall be carried out by the competent authority, its delegate or its approved inspection body of an RID Contracting State.

1.8.8.1.2 By the application of 1.8.8, the applicant shall demonstrate, ensure and declare on his sole responsibility the conformity of gas cartridges with the provisions of 6.2.6 and all further applicable provisions of RID.

1.8.8.1.3 The applicant shall

- (a) Carry out a design type examination of each type of gas cartridges (including materials to be used and variations of that type, e.g. volumes, pressures, drawings and closing and release devices) according to 1.8.8.2;
- (b) Operate an approved quality system for design, manufacture, inspection and testing according to 1.8.8.3;
- (c) Operate an approved testing regime according to 1.8.8.4 for the tests required in 6.2.6;
- (d) Apply for the approval of his quality system for supervision of manufacture and for testing to one Xa body of his choice of the RID Contracting State; if the applicant is not established in an RID Contracting State he shall apply to one Xa body of an RID Contracting State prior to first transport into an RID Contracting State;
- (e) If the gas cartridge is finally assembled from parts manufactured by the applicant by one or more other enterprise(s), provide written instructions how to assemble and fill the gas cartridges to meet the provisions of his type examination certificate.

1.8.8.1.4 Where the applicant and enterprises assembling or filling gas cartridges according to the instructions of the applicant, can demonstrate to the satisfaction of the Xa body conformity with the provisions of 1.8.7.6 excluding 1.8.7.6.1 (d) and 1.8.7.6.2 (b), they may establish an in-house inspection service which may perform part or all of the inspections and tests specified in 6.2.6.

1.8.8.2 Design type examination

- 1.8.8.2.1** The applicant shall establish technical documentation for each type of gas cartridges including the technical standard(s) applied. If he chooses to apply a standard not referenced in 6.2.6, he shall add the standard applied to the documentation.
- 1.8.8.2.2** The applicant shall retain the technical documentation together with samples of that type at the disposal of the Xa body during production and afterwards for a period of minimum five years starting from the last date of production of gas cartridges according to that type examination certificate.
- 1.8.8.2.3** The applicant shall after careful examination issue a design type certificate which shall be valid for a maximum period of ten years; he shall add this certificate to the documentation. This certificate authorises him to produce gas cartridges of that type for that period.
- 1.8.8.2.4** If within that period the relevant technical requirements of RID (including referenced standards) have changed so that the design type is no longer in conformity with them, the applicant shall withdraw his type examination certificate and inform the Xa body.
- 1.8.8.2.5** The applicant may after careful and complete review reissue the certificate for another period of maximum ten years.

1.8.8.3 Supervision of manufacture

- 1.8.8.3.1** The procedure of design type examination as well as the manufacturing process shall be subject to a survey by the Xa body to ensure the type certified by the applicant and the product as produced are in conformity with the provisions of the design type certificate and the applicable provisions of RID. If 1.8.8.1.3 (e) applies, the assembling and filling enterprises shall be included in that procedure.
- 1.8.8.3.2** The applicant shall take all the necessary measures to ensure that the manufacturing process complies with the applicable provisions of RID and of his design type certificate and its annexes. If 1.8.8.1.3 (e) applies, the assembling and filling enterprises shall be included in that procedure.
- 1.8.8.3.3** The Xa body shall:
- (a) Verify the conformity of the design type examination of the applicant and conformity of the type of gas cartridges with the technical documentation specified in 1.8.8.2;
 - (b) Verify that the manufacturing process produces products in conformity with the requirements and the documentation which apply to it; if the gas cartridge is finally assembled from parts manufactured by the applicant by one or more enterprise(s), the Xa body shall also verify that the gas cartridges are in full conformity with all applicable provisions after final assembly and filling and that the instructions of the applicant are correctly applied;
 - (c) Verify that the personnel undertaking the permanent joining of parts and the tests are qualified or approved;
 - (d) Record the results of its surveys.
- 1.8.8.3.4** If the findings of the Xa body show non-conformity of the design type certificate of the applicant or the manufacturing process, he shall require appropriate corrective measures or withdrawal of the certificate from the applicant.

1.8.8.4 Leakproofness test

- 1.8.8.4.1** The applicant and enterprises finally assembling and filling gas cartridges according to the instructions of the applicant shall:
- (a) Carry out the tests required in 6.2.6;
 - (b) Record the test results;
 - (c) Issue a certificate of conformity only for gas cartridges, which are in full compliance with the provisions of his design type examination and the applicable provisions of RID and have successfully passed the tests as required in 6.2.6;
 - (d) Retain the documentation as specified in 1.8.8.7 during production and afterwards for a period of minimum five years from the last date of production of gas cartridges belonging to one type approval for inspection by the Xa body at random intervals;
 - (e) Affix a durable and legible mark identifying the type of gas cartridge, the applicant and the date of production or batch number; where due to limited available space the mark cannot be fully applied to the body of the gas cartridge, he shall affix a durable tag with this information to the gas cartridge or place it together with a gas cartridge in an inner packaging.

- 1.8.8.4.2** The Xa body shall:
- (a) Perform the necessary examinations and tests at random intervals, but at least shortly after starting of manufacture of a type of gas cartridges and thereafter at least once every three years, in order to verify that the procedure for design type examination of the applicant as well as that the manufacture and testing of the product are carried out in accordance with the design type certificate and the relevant provisions;
 - (b) Check the certificates supplied by the applicant;
 - (c) Carry out the tests as required in 6.2.6 or approve the program of testing and the in-house inspection service to carry out the tests.
- 1.8.8.4.3** The certificate shall contain as a minimum:
- (a) The name and address of the applicant and, when the final assembly is not carried out by the applicant but by an enterprise or enterprises in accordance with the written instructions of the applicant, the name(s) and address(es) of these enterprises;
 - (b) A reference to the version of RID and the standard(s) used for manufacture and tests;
 - (c) The result of inspections and tests;
 - (d) The data for marking as required in 1.8.8.4.1 (e).
- 1.8.8.5** (Reserved)
- 1.8.8.6** **Surveillance of the in-house inspection service**
- When the applicant or enterprise assembling or filling gas cartridges has established an in-house inspection service, the provisions of 1.8.7.6 excluding 1.8.7.6.1 (d) and 1.8.7.6.2 (b) shall be applied. The enterprise assembling or filling gas cartridges shall comply with the provisions relevant to the applicant.
- 1.8.8.7** **Documents**
- The provisions of 1.8.7.7.1, 1.8.7.7.2, 1.8.7.7.3 and 1.8.7.7.5 shall be applied.

Chapter 1.9 Restrictions on carriage imposed by the competent authorities

- 1.9.1** An RID Contracting State may apply to the international carriage of dangerous goods by rail on its territory certain additional provisions not included in RID, provided that these additional provisions
- are in accordance with 1.9.2,
 - do not conflict with the provisions of 1.1.2.1 (b),
 - are contained in the RID Contracting State's domestic legislation applying equally to the domestic carriage of dangerous goods by rail on the territory of that RID Contracting State,
 - do not result in the prohibition of carriage by rail of the dangerous goods covered by these provisions in the whole territory of the RID Contracting State.
- 1.9.2** The additional provisions referred to in 1.9.1 are:
- (a) additional safety requirements or restrictions on carriage
 - using certain structures such as bridges or tunnels¹⁹,
 - using combined transport installations such as transshipment installations, or
 - where the transport operation begins or ends in ports, railway stations or other transport terminals.
 - (b) provisions according to which the carriage of certain dangerous goods on sections with special and local risks is prohibited, such as sections in residential areas, environmentally sensitive areas, economic centres or industrial zones containing hazardous installations, or to which special conditions, e.g. operational measures (reduced speed, specified journey times, prohibition on trains meeting each other, etc.) apply. Where possible, the competent authorities shall establish alternative routes which may be used for each prohibited route or each route subject to special provisions.
 - (c) exceptional provisions specifying the excluded or prescribed routing or provisions to be observed for temporary storage resulting from extreme weather conditions, earthquake, accident, demonstrations, civil disorder or military hostilities.
- 1.9.3** Application of the additional provisions in accordance with 1.9.2 (a) and (b) presupposes that the competent authority provides evidence of the need for measures.²⁰
- 1.9.4** The competent authority of the RID Contracting State applying on its territory any additional provisions within the scope of 1.9.2 (a) and (b) above shall notify the Secretariat of OTIF, in general in advance, of the additional provisions. The Secretariat of OTIF shall bring them to the attention of the RID Contracting States.
- 1.9.5** Notwithstanding with preceding paragraphs, RID Contracting States may lay down specific safety requirements for the international carriage of dangerous goods by rail, in so far as RID does not cover that area, in particular as regards
- the running of trains,
 - operating rules for operations ancillary to transport such as marshalling and stabling,
 - management of information concerning the dangerous goods transported,
- provided they are contained in its national legislation and are also applicable to the national carriage of dangerous goods by rail in the territory of the said RID Contracting State.
- These specific requirements shall not concern the areas covered by RID, in particular those listed in 1.1.2.1 (a) and 1.1.2.1 (b).

¹⁹ For carriage through the Channel Tunnel and through tunnels with similar characteristics, see also Annex II of Directive 2008/68/EC of the European Parliament and of the Council of 24 September 2008 on the inland transport of dangerous goods, published in the Official Journal of the European Union, L 260, 30 September 2008, p. 13.

²⁰ The Generic Guideline for the Calculation of Risk inherent in the Carriage of Dangerous Goods by Rail approved by the RID Committee of Experts on 24 November 2005 may be consulted on the OTIF website (www.otif.org).

Chapter 1.10 Security provisions

NOTE: For the purposes of this Chapter, security means measures or precautions to be taken to minimise theft or misuse of dangerous goods that may endanger persons, property or the environment.

1.10.1 General provisions

- 1.10.1.1** All persons engaged in the carriage of dangerous goods shall consider the security requirements set out in this Chapter commensurate with their responsibilities.
- 1.10.1.2** Dangerous goods shall only be offered for carriage to carriers that have been appropriately identified.
- 1.10.1.3** Areas within temporary storage terminals, temporary storage sites, vehicle depots, berthing areas and marshalling yards used for temporary storage during carriage of dangerous goods shall be properly secured, well lit and, where possible and appropriate, not accessible to the general public.
- 1.10.1.4** Each crew member of a train carrying dangerous goods shall carry with them means of identification, which includes their photograph, during carriage.
- 1.10.1.5** Safety inspections in accordance with 1.8.1 shall cover appropriate security measures.
- 1.10.1.6** (Reserved)

1.10.2 Security training

- 1.10.2.1** The training and the refresher training specified in Chapter 1.3 shall also include elements of security awareness. The security refresher training need not be linked to regulatory changes only.
- 1.10.2.2** Security awareness training shall address the nature of security risks, recognising security risks, methods to address and reduce such risks and actions to be taken in the event of a security breach. It shall include awareness of security plans (if appropriate) commensurate with the responsibilities and duties of individuals and their part in implementing security plans.
- 1.10.2.3** Such training shall be provided or verified upon employment in a position involving dangerous goods transport and shall be periodically supplemented with refresher training.
- 1.10.2.4** Records of all security training received shall be kept by the employer and made available to the employee or competent authority, upon request. Records shall be kept by the employer for a period of time established by the competent authority.

1.10.3 Provisions for high consequence dangerous goods

NOTE: In addition to the security provisions of RID, competent authorities may implement further security provisions for reasons other than safety during carriage (see also Article 3 of Appendix C to COTIF). In order not to impede international and multimodal carriage by different explosives security marks, it is recommended that such marks be formatted consistent with an internationally harmonized standard (e.g. European Union Commission Directive 2008/43/EC).

1.10.3.1 Definition of high consequence dangerous goods

- 1.10.3.1.1** High consequence dangerous goods are those which have the potential for misuse in a terrorist event and which may, as a result, produce serious consequences such as mass casualties, mass destruction or, particularly for Class 7, mass socio-economic disruption.
- 1.10.3.1.2** High consequence dangerous goods in classes other than Class 7 are those listed in Table 1.10.3.1.2 below and carried in quantities greater than those indicated therein.

Table 1.10.3.1.2: List of high consequence dangerous goods

Class	Division	Substance or article	Quantity		
			Tank (l) ^(c)	Bulk (kg) ^(d)	Packages (kg)
1	1.1	Explosives	(a)	(a)	0
	1.2	Explosives	(a)	(a)	0
	1.3	Compatibility group C explosives	(a)	(a)	0
	1.4	Explosives of UN Nos. 0104, 0237, 0255, 0267, 0289, 0361, 0365, 0366, 0440, 0441, 0455, 0456 and 0500	(a)	(a)	0
	1.5	Explosives	0	(a)	0
2		Flammable, non-toxic gases (classification codes including only letters F or FC)	3000	(a)	(b)

Class	Division	Substance or article	Quantity		
			Tank (l) ^(c)	Bulk (kg) ^(d)	Packages (kg)
		Toxic gases (classification codes including letters T, TF, TC, TO, TFC or TOC) excluding aerosols	0	(a)	0
3		Flammable liquids of packing groups I and II	3000	(a)	(b)
		Desensitized explosives	0	(a)	0
4.1		Desensitized explosives	(a)	(a)	0
4.2		Packing group I substances	3000	(a)	(b)
4.3		Packing group I substances	3000	(a)	(b)
5.1		Oxidizing liquids of packing group I	3000	(a)	(b)
		Perchlorates, ammonium nitrate, ammonium nitrate fertilisers and ammonium nitrate emulsions or suspensions or gels	3000	3000	(b)
6.1		Toxic substances of packing group I	0	(a)	0
6.2		Infectious substances of Category A (UN Nos. 2814 and 2900, except for animal material)	(a)	0	0
8		Corrosive substances of packing group I	3000	(a)	(b)

(a) Not relevant

(b) The provisions of 1.10.3 do not apply, whatever the quantity is.

(c) A value indicated in this column is applicable only if carriage in tanks is authorized, in accordance with Chapter 3.2, Table A, column (10) or (12). For substances that are not authorized for carriage in tanks, the instruction in this column is not relevant.

(d) A value indicated in this column is applicable only if carriage in bulk is authorized, in accordance with Chapter 3.2, Table A, column (10) or (17). For substances that are not authorized for carriage in bulk, the instruction in this column is not relevant.

1.10.3.1.3 For dangerous goods of Class 7, high consequence radioactive material is that with an activity equal to or greater than a transport security threshold of 3 000 A₂ per single package (see also 2.2.7.2.2.1) except for the following radionuclides where the transport security threshold is given in Table 1.10.3.1.3 below.

Table 1.10.3.1.3: Transport security thresholds for specific radionuclides

Element	Radionuclide	Transport security threshold (TBq)
Americium	Am-241	0.6
Gold	Au-198	2
Cadmium	Cd-109	200
Californium	Cf-252	0.2
Curium	Cm-244	0.5
Cobalt	Co-57	7
Cobalt	Co-60	0.3
Caesium	Cs-137	1
Iron	Fe-55	8000
Germanium	Ge-68	7
Gadolinium	Gd-153	10
Iridium	Ir-192	0.8
Nickel	Ni-63	600
Palladium	Pd-103	900
Promethium	Pm-147	400
Polonium	Po-210	0.6
Plutonium	Pu-238	0.6
Plutonium	Pu-239	0.6
Radium	Ra-226	0.4
Ruthenium	Ru-106	3
Selenium	Se-75	2
Strontium	Sr-90	10
Thallium	Tl-204	200
Thulium	Tm-170	200
Ytterbium	Yb-169	3

- 1.10.3.1.4** For mixtures of radionuclides, determination of whether or not the transport security threshold has been met or exceeded can be calculated by summing the ratios of activity present for each radionuclide divided by the transport security threshold for that radionuclide. If the sum of the fractions is less than 1, then the radioactivity threshold for the mixture has not been met or exceeded.

This calculation can be made with the formula:

$$\sum_i \frac{A_i}{T_i} < 1$$

Where:

A_i = activity of radionuclide i that is present in a package (TBq)

T_i = transport security threshold for radionuclide i (TBq).

- 1.10.3.1.5** When radioactive material possesses subsidiary hazards of other classes, the criteria of table 1.10.3.1.2 shall also be taken into account (see also 1.7.5).

1.10.3.2 Security plans

- 1.10.3.2.1** Carriers, consignors and other participants specified in 1.4.2 and 1.4.3 engaged in the carriage of high consequence dangerous goods (see Table 1.10.3.1.2) or high consequence radioactive material (see 1.10.3.1.3) shall adopt, implement and comply with a security plan that addresses at least the elements specified in 1.10.3.2.2.

- 1.10.3.2.2** The security plan shall comprise at least the following elements:

- (a) specific allocation of responsibilities for security to competent and qualified persons with appropriate authority to carry out their responsibilities;
- (b) records of dangerous goods or types of dangerous goods concerned;
- (c) review of current operations and assessment of security risks, including any stops necessary to the transport operation, the keeping of dangerous goods in the wagon, tank or container before, during and after the journey and the intermediate temporary storage of dangerous goods during the course of inter-modal transfer or transshipment between units, as appropriate;
- (d) clear statement of measures that are to be taken to reduce security risks, commensurate with the responsibilities and duties of the participant, including:
 - training;
 - security policies (e.g. response to higher threat conditions, new employee/employment verification, etc.);
 - operating practices (e.g. choice/use of routes where known, access to dangerous goods in intermediate temporary storage (as defined in (c)), proximity to vulnerable infrastructure etc.);
 - equipment and resources that are to be used to reduce security risks;
- (e) effective and up to date procedures for reporting and dealing with security threats, breaches of security or security incidents;
- (f) procedures for the evaluation and testing of security plans and procedures for periodic review and update of the plans;
- (g) measures to ensure the physical security of transport information contained in the security plan; and
- (h) measures to ensure that the distribution of information relating to the transport operation contained in the security plan is limited to those who need to have it. Such measures shall not preclude the provision of information required elsewhere in RID.

NOTE: Carriers, consignors and consignees should co-operate with each other and with competent authorities to exchange threat information, apply appropriate security measures and respond to security incidents.

- 1.10.3.3** Devices, equipment or arrangements to prevent the theft of the train or wagon carrying high consequence dangerous goods (see Table 1.10.3.1.2) or high consequence radioactive material (see 1.10.3.1.3) and its cargo, shall be applied and measures taken to ensure that these are operational and effective at all times. The application of these protective measures shall not jeopardize emergency response.

NOTE: When appropriate and already fitted, the use of transport telemetry or other tracking methods or devices should be used to monitor the movement of high consequence dangerous goods (see Table 1.10.3.1.2) or high consequence radioactive material (see 1.10.3.1.3).

- 1.10.4** The provisions of 1.10.1, 1.10.2 and 1.10.3 do not apply when the quantities carried in packages in a wagon or large container do not exceed those referred to in 1.1.3.6.3, except for UN numbers 0029, 0030, 0059, 0065, 0073, 0104, 0237, 0255, 0267, 0288, 0289, 0290, 0360, 0361, 0364, 0365, 0366, 0439, 0440, 0441, 0455, 0456 and 0500 and except for UN numbers 2910 and 2911 if the activity level exceeds the A_2 value. In addition, the provisions of 1.10.1, 1.10.2 and 1.10.3 do not apply when the quantities carried in tanks or in bulk in a wagon or container do not exceed those referred to in 1.1.3.6.3. In addition the provisions of this Chapter do not apply to the carriage of UN No. 2912 RADIOACTIVE MATERIAL, LOW SPECIFIC ACTIVITY (LSA-I) and UN No. 2913 RADIOACTIVE MATERIAL, SURFACE CONTAMINATED OBJECTS (SCO-I).
- 1.10.5** For radioactive material, the provisions of this Chapter are deemed to be complied with when the provisions of the Convention on Physical Protection of Nuclear Material²¹ and the IAEA circular on "The Physical Protection of Nuclear Material and Nuclear Facilities"²² are applied.

²¹ INFCIRC/274/Rev.1, IAEA, Vienna (1980).

²² INFCIRC/225/Rev.4 (Corrected), IAEA, Vienna (1999).

Chapter 1.11 Internal emergency plans for marshalling yards

Internal emergency plans shall be drawn up for the carriage of dangerous goods in marshalling yards.

The aim of emergency plans shall be that in the event of an accident or incident in marshalling yards, all those involved shall co-operate in a co-ordinated way and the consequences of the accident or incident for human life or for the environment shall be minimised to the greatest possible extent.

The requirements of this Chapter are considered to have been complied with if IRS 20201 (Carriage of dangerous goods – Emergency planning guidance for rail marshalling yards) published by UIC²³ is applied.

²³ Version of the IRS (International Railway Solution) applicable as from 1 January 2019.

Part 2 Classification

Chapter 2.1 General provisions

2.1.1 Introduction

2.1.1.1 The classes of dangerous goods according to RID are the following:

Class 1	Explosive substances and articles
Class 2	Gases
Class 3	Flammable liquids
Class 4.1	Flammable solids, self-reactive substances, polymerizing substances and solid desensitized explosives
Class 4.2	Substances liable to spontaneous combustion
Class 4.3	Substances which, in contact with water, emit flammable gases
Class 5.1	Oxidizing substances
Class 5.2	Organic peroxides
Class 6.1	Toxic substances
Class 6.2	Infectious substances
Class 7	Radioactive material
Class 8	Corrosive substances
Class 9	Miscellaneous dangerous substances and articles

2.1.1.2 Each entry in the different classes has been assigned a UN number. The following types of entries are used:

- A. Single entries for well defined substances or articles including entries for substances covering several isomers, e.g.:
- | | |
|-------------|------------------------|
| UN No. 1090 | ACETONE |
| UN No. 1104 | AMYL ACETATES |
| UN No. 1194 | ETHYL NITRITE SOLUTION |
- B. Generic entries for a well defined group of substances or articles, which are not n.o.s. entries, e.g.:
- | | |
|-------------|-----------------------------------|
| UN No. 1133 | ADHESIVES |
| UN No. 1266 | PERFUMERY PRODUCTS |
| UN No. 2757 | CARBAMATE PESTICIDE, SOLID, TOXIC |
| UN No. 3101 | ORGANIC PEROXIDE TYPE B, LIQUID |
- C. Specific n.o.s. entries covering a group of substances or articles of a particular chemical or technical nature, not otherwise specified, e.g.:
- | | |
|-------------|-----------------------------|
| UN No. 1477 | NITRATES, INORGANIC, N.O.S. |
| UN No. 1987 | ALCOHOLS, N.O.S. |
- D. General n.o.s. entries covering a group of substances or articles having one or more dangerous properties, not otherwise specified, e.g.:
- | | |
|-------------|----------------------------------|
| UN No. 1325 | FLAMMABLE SOLID, ORGANIC, N.O.S. |
| UN No. 1993 | FLAMMABLE LIQUID, N.O.S. |

The entries defined under B., C. and D. are defined as collective entries.

2.1.1.3 For packing purposes, substances other than those of Classes 1, 2, 5.2, 6.2 and 7, and other than self-reactive substances of Class 4.1 are assigned to packing groups in accordance with the degree of danger they present:

- Packing group I: Substances presenting high danger;
- Packing group II: Substances presenting medium danger;
- Packing group III: Substances presenting low danger.

The packing group(s) to which a substance is assigned is (are) indicated in Table A of Chapter 3.2.

Articles are not assigned to packing groups. For packing purposes any requirement for a specific packaging performance level is set out in the applicable packing instruction.

2.1.2 Principles of classification

2.1.2.1 The dangerous goods covered by the heading of a class are defined on the basis of their properties according to sub-section 2.2.x.1 of the relevant class. Assignment of dangerous goods to a class and a packing group is made according to the criteria mentioned in the same sub-section 2.2.x.1. Assignment of one or several subsidiary hazard(s) to a dangerous substance or article is made according to the criteria of the class or classes corresponding to those hazards, as mentioned in the appropriate sub-section(s) 2.2.x.1.

2.1.2.2 All dangerous goods entries are listed in Table A of Chapter 3.2 in the numerical order of their UN Number. This table contains relevant information on the goods listed, such as name, class, packing group(s), label(s) to be affixed, packing and carriage provisions. The substances listed by name in column (2) of Table A of Chapter 3.2 shall be carried according to their classification in Table A or under the conditions specified in 2.1.2.8.

NOTE: An alphabetical list of these entries is given in table B of Chapter 3.2.

2.1.2.3 A substance may contain technical impurities (for example those deriving from the production process) or additives for stability or other purposes that do not affect their classification. However, a substance mentioned by name, i.e. listed as a single entry in Table A of Chapter 3.2, containing technical impurities or additives for stability or other purposes affecting its classification shall be considered a solution or mixture (see 2.1.3.3).

2.1.2.4 Dangerous goods which are listed or defined in sub-section 2.2.x.2 of each class are not to be accepted for carriage.

2.1.2.5 Goods not mentioned by name, i.e. goods not listed as single entries in Table A of Chapter 3.2 and not listed or defined in one of the above-mentioned sub-sections 2.2.x.2 shall be assigned to the relevant class in accordance with the procedure of section 2.1.3. In addition, the subsidiary hazard (if any) and the packing group (if any) shall be determined. Once the class, subsidiary hazard (if any) and packing group (if any) have been established the relevant UN number shall be determined. The decision trees in sub-sections 2.2.x.3 (list of collective entries) at the end of each class indicate the relevant parameters for selecting the relevant collective entry (UN number). In all cases the most specific collective entry covering the properties of the substance or article shall be selected, according to the hierarchy indicated in 2.1.1.2 by the letters B, C and D respectively. If the substance or article cannot be classified under entries of type B or C according to 2.1.1.2, then, and only then shall it be classified under an entry of type D.

2.1.2.6 On the basis of the test procedures of Chapter 2.3 and the criteria set out in sub-sections 2.2.x.1 of classes when it is so specified, it may be determined that a substance, solution or mixture of a certain class, mentioned by name in Table A of Chapter 3.2, does not meet the criteria of that class. In such a case, the substance, solution or mixture is deemed not to belong to that class.

2.1.2.7 For the purposes of classification, substances with a melting point or initial melting point of 20 °C or lower at a pressure of 101.3 kPa shall be considered to be liquids. A viscous substance for which a specific melting point cannot be determined shall be subjected to the ASTM D 4359-90 test or to the test for determining fluidity (penetrometer test) prescribed in 2.3.4.

2.1.2.8 A consignor who has identified, on the basis of test data, that a substance listed by name in column (2) of Table A of Chapter 3.2 meets classification criteria for a class that is not identified in column (3a) or (5) of Table A of Chapter 3.2, may, with the approval of the competent authority, consign the substance:

- Under the most appropriate collective entry listed in sub-sections 2.2.x.3 reflecting all hazards; or
- Under the same UN number and name but with additional hazard communication information as appropriate to reflect the additional subsidiary hazard(s) (documentation, label, placard) provided that the class remains unchanged and that any other carriage conditions (e.g. limited quantity, packaging and tank provisions) that would normally apply to substances possessing such a combination of hazards are the same as those applicable to the substance listed.

NOTE 1: The competent authority granting the approval may be the competent authority of any RID Contracting State who may also recognize an approval granted by the competent authority of a country which is not an RID Contracting State provided that this approval has been granted in accordance with the procedures applicable according to RID, ADR, ADN, the IMDG Code or the ICAO Technical Instructions.

2: When a competent authority grants such approvals, it should inform the United Nations Sub-Committee of Experts on the Transport of Dangerous Goods accordingly and submit a relevant proposal of amendment to the Dangerous Goods List of the UN Model Regulations. Should the proposed amendment be rejected, the competent authority should withdraw its approval.

3: For carriage in accordance with 2.1.2.8, see also 5.4.1.1.20.

- 2.1.3 Classification of substances, including solutions and mixtures (such as preparations and wastes), not mentioned by name**
- 2.1.3.1** Substances including solutions and mixtures not mentioned by name shall be classified according to their degree of danger on the basis of the criteria mentioned in sub-section 2.2.x.1 of the various classes. The danger(s) presented by a substance shall be determined on the basis of its physical and chemical characteristics and physiological properties. Such characteristics and properties shall also be taken into account when such experience leads to a more stringent assignment.
- 2.1.3.2** A substance not mentioned by name in Table A of Chapter 3.2 presenting a single hazard shall be classified in the relevant class under a collective entry listed in sub-section 2.2.x.3 of that class.
- 2.1.3.3** A solution or mixture meeting the classification criteria of RID composed of a single predominant substance mentioned by name in Table A of Chapter 3.2 and one or more substances not subject to RID or traces of one or more substances mentioned by name in Table A of Chapter 3.2, shall be assigned the UN number and proper shipping name of the predominant substance mentioned by name in Table A of Chapter 3.2 unless:
- (a) The solution or mixture is mentioned by name in Table A of Chapter 3.2;
 - (b) The name and description of the substance mentioned by name in Table A of Chapter 3.2 specifically indicate that they apply only to the pure substance;
 - (c) The class, classification code, packing group, or physical state of the solution or mixture is different from that of the substance mentioned by name in Table A of Chapter 3.2; or
 - (d) The hazard characteristics and properties of the solution or mixture necessitate emergency response measures that are different from those required for the substance mentioned by name in Table A of Chapter 3.2.
- In those other cases, except the one described in (a), the solution or mixture shall be classified as a substance not mentioned by name in the relevant class under a collective entry listed in sub-section 2.2.x.3 of that class taking account of the subsidiary hazards presented by that solution or mixture, if any, unless the solution or mixture does not meet the criteria of any class, in which case it is not subject to RID.
- 2.1.3.4** Solutions and mixtures containing a substance belonging to one of the entries mentioned in 2.1.3.4.1 or 2.1.3.4.2 shall be classified in accordance with the provisions of these paragraphs.
- 2.1.3.4.1** Solutions and mixtures containing one of the following substances mentioned by name shall always be classified under the same entry as the substance they contain, provided they do not have the hazard characteristics as indicated in 2.1.3.5.3:
- Class 3
 - UN 1921 PROPYLENEIMINE, STABILIZED
 - UN 3064 NITROGLYCERIN SOLUTION IN ALCOHOL with more than 1% but not more than 5% nitroglycerin
 - Class 6.1
 - UN 1051 HYDROGEN CYANIDE, STABILIZED, containing less than 3% water
 - UN 1185 ETHYLENEIMINE, STABILIZED
 - UN 1259 NICKEL CARBONYL
 - UN 1613 HYDROCYANIC ACID, AQUEOUS SOLUTION (HYDROGEN CYANIDE, AQUEOUS SOLUTION), with not more than 20% hydrogen cyanide
 - UN 1614 HYDROGEN CYANIDE, STABILIZED, containing not more than 3% water and absorbed in a porous inert material
 - UN 1994 IRON PENTACARBONYL
 - UN 2480 METHYL ISOCYANATE
 - UN 2481 ETHYL ISOCYANATE
 - UN 3294 HYDROGEN CYANIDE, SOLUTION IN ALCOHOL, with not more than 45% hydrogen cyanide
 - Class 8
 - UN 1052 HYDROGEN FLUORIDE, ANHYDROUS
 - UN 1744 BROMINE or UN 1744 BROMINE SOLUTION
 - UN 1790 HYDROFLUORIC ACID with more than 85% hydrogen fluoride
 - UN 2576 PHOSPHORUS OXYBROMIDE, MOLTEN

- 2.1.3.4.2** Solutions and mixtures containing a substance belonging to one of the following entries of Class 9:
- UN 2315 POLYCHLORINATED BIPHENYLS, LIQUID;
 - UN 3151 POLYHALOGENATED BIPHENYLS, LIQUID;
 - UN 3151 HALOGENATED MONOMETHYLDIPHENYLMETHANES, LIQUID;
 - UN 3151 POLYHALOGENATED TERPHENYLS, LIQUID;
 - UN 3152 POLYHALOGENATED BIPHENYLS, SOLID;
 - UN 3152 HALOGENATED MONOMETHYLDIPHENYLMETHANES, SOLID;
 - UN 3152 POLYHALOGENATED TERPHENYLS, SOLID or
 - UN 3432 POLYCHLORINATED BIPHENYLS, SOLID
- shall always be classified under the same entry of Class 9, provided that:
- they do not contain any additional dangerous component other than components of packing group III of classes 3, 4.1, 4.2, 4.3, 5.1, 6.1 or 8; and
 - they do not have the hazard characteristics as indicated in 2.1.3.5.3.
- 2.1.3.5** Substances not mentioned by name in Table A of Chapter 3.2, having more than one hazard characteristic and solutions or mixtures meeting the classification criteria of RID and containing several dangerous substances shall be classified under a collective entry (see 2.1.2.5) and packing group of the appropriate class in accordance with their hazard characteristics. Such classification according to the hazard characteristics shall be carried out as follows:
- 2.1.3.5.1** The physical and chemical characteristics and physiological properties shall be determined by measurement or calculation and the substance, solution or mixture shall be classified according to the criteria mentioned in sub-section 2.2.x.1 of the various classes.
- 2.1.3.5.2** If this determination is not possible without disproportionate cost or effort (as for some kinds of wastes), the substance, solution or mixture shall be classified in the class of the component presenting the major hazard.
- 2.1.3.5.3** If the hazard characteristics of the substance, solution or mixture fall within more than one class or group of substances listed below then the substance, solution or mixture shall be classified in the class or group of substances corresponding to the major hazard on the basis of the following order of precedence:
- (a) Material of Class 7 (apart from radioactive material in excepted packages for which, except for UN 3507 URANIUM HEXAFLUORIDE, RADIOACTIVE MATERIAL, EXCEPTED PACKAGE, special provision 290 of Chapter 3.3 applies, where the other hazardous properties take precedence);
 - (b) Substances of Class 1;
 - (c) Substances of Class 2;
 - (d) Liquid desensitized explosives of Class 3;
 - (e) Self-reactive substances and solid desensitized explosives of Class 4.1;
 - (f) Pyrophoric substances of Class 4.2;
 - (g) Substances of Class 5.2;
 - (h) Substances of Class 6.1 meeting the inhalation toxicity criteria of packing group I (substances meeting the classification criteria of Class 8 and having an inhalation toxicity of dust and mist (LC₅₀) in the range of packing group I and a toxicity through oral ingestion or dermal contact only in the range of packing group III or less, shall be allocated to Class 8);
 - (i) Infectious substances of Class 6.2.
- 2.1.3.5.4** If the hazard characteristics of the substance fall within more than one class or group of substances not listed in 2.1.3.5.3 above, the substance shall be classified in accordance with the same procedure but the relevant class shall be selected according to the precedence of hazards table in 2.1.3.10.
- 2.1.3.5.5** If the substance to be carried is a waste, with a composition that is not precisely known, its assignment to a UN number and packing group in accordance with 2.1.3.5.2 may be based on the consignor's knowledge of the waste, including all available technical and safety data as requested by safety and environmental legislation in force¹.

In case of doubt, the highest danger level shall be taken.

¹ Such legislation is for instance the Commission Decision 2000/532/EC of 3 May 2000 replacing Decision 94/3/EC establishing a list of wastes pursuant to Article 1(a) of Council Directive 75/442/EEC on waste and Council Decision 94/904/EC establishing a list of hazardous wastes pursuant to Article 1(4) of Council Directive 91/689/EEC on hazardous wastes (Official Journal of the European Communities No. L 226 of 6 September 2000, page 3), as amended; and Directive 2008/98/EC of the European Parliament and of the Council of 19 November 2008 on waste and repealing certain Directives (Official Journal of the European Union No. L 312 of 22 November 2008, pages 3-30), as amended.

If however, on the basis of the knowledge of the composition of the waste and the physical and chemical properties of the identified components, it is possible to demonstrate that the properties of the waste do not correspond to the properties of the packing group I level, the waste may be classified by default in the most appropriate n.o.s. entry of packing group II. However, if it is known that the waste possesses only environmentally hazardous properties, it may be assigned to packing group III under UN Nos. 3077 or 3082.

This procedure may not be used for wastes containing substances mentioned in 2.1.3.5.3, substances of Class 4.3, substances of the case mentioned in 2.1.3.7 or substances which are not accepted for carriage in accordance with 2.2.x.2.

- 2.1.3.6** The most specific applicable collective entry (see 2.1.2.5) shall always be used, i.e. a general n.o.s. entry shall only be used if a generic entry or a specific n.o.s. entry cannot be used.
- 2.1.3.7** Solutions and mixtures of oxidizing substances or substances with an oxidizing subsidiary hazard may have explosive properties. In such a case they are not to be accepted for carriage unless they meet the requirements for Class 1. For solid ammonium nitrate based fertilizers, see also 2.2.51.2.2, thirteenth and fourteenth indent and Manual of Tests and Criteria, Part III, Section 39.
- 2.1.3.8** Substances of classes 1 to 6.2, 8 and 9, other than those assigned to UN Nos. 3077 and 3082, meeting the criteria of 2.2.9.1.10 are additionally to their hazards of classes 1 to 6.2, 8 and 9 considered to be environmentally hazardous substances. Other substances meeting the criteria of no other class, but those of 2.2.9.1.10 are to be assigned to UN Nos. 3077 and 3082 as appropriate.
- 2.1.3.9** Wastes which do not meet the criteria for classification in classes 1 to 9 but are covered by the Basel Convention on the Control of Transboundary Movements of Hazardous Wastes and their Disposal may be carried under UN Nos. 3077 or 3082.

2.1.3.10 Table of precedence of hazards

Class and packing group	4.1 II	4.1 III	4.2 II	4.2 III	4.3, I	4.3 II	4.3 III	5.1 I	5.1 II	5.1 III	6.1 I DERMAL	6.1 I ORAL	6.1 II	6.1 III	8 I	8 II	8 III	9
3 I	SOL LIQ 4.1 3 I	SOL LIQ 4.1 3 I	SOL LIQ 4.2 3 I	SOL LIQ 4.2 3 I	4.3 I	4.3 I	4.3 I	SOL LIQ 5.1 I 3 I	SOL LIQ 5.1 I 3 I	SOL LIQ 5.1 I 3 I	3 I	3 I	3 I	3 I	3 I	3 I	3 I	3 I
3 II	SOL LIQ 4.1 3 II	SOL LIQ 4.1 3 II	SOL LIQ 4.2 3 II	SOL LIQ 4.2 3 II	4.3 I	4.3 II	4.3 II	SOL LIQ 5.1 I 3 I	SOL LIQ 5.1 II 3 II	SOL LIQ 5.1 II 3 II	3 I	3 I	3 II	3 II	8 I	3 II	3 II	3 II
3 III	SOL LIQ 4.1 3 II	SOL LIQ 4.1 3 III	SOL LIQ 4.2 3 II	SOL LIQ 4.2 3 III	4.3, I	4.3 II	4.3 III	SOL LIQ 5.1 I 3 I	SOL LIQ 5.1 II 3 II	SOL LIQ 5.1 III 3 III	6.1 I	6.1 I	6.1 II	3 III *)	8 I	8 II	3 III	3 III
4.1 II			4.2 II	4.2 II	4.3 I	4.3 II	4.3 II	5.1 I	4.1 II	4.1 II	6.1 I	6.1 I	SOL LIQ 4.1 II 6.1 II	SOL LIQ 4.1 II 6.1 II	8 I	SOL LIQ 4.1 II 8 II	SOL LIQ 4.1 II 8 II	4.1 II
4.1 III			4.2 II	4.2 III	4.3 I	4.3 II	4.3 III	5.1 I	4.1 II	4.1 III	6.1 I	6.1 I	6.1 II	SOL LIQ 4.1 III 6.1 III	8 I	8 II	SOL LIQ 4.1 III 8 III	4.1 III
4.2 II					4.3 I	4.3 II	4.3 II	5.1 I	4.2 II	4.2 II	6.1 I	6.1 I	4.2 II	4.2 II	8 I	4.2 II	4.2 II	4.2 II
4.2 III					4.3 I	4.3 II	4.3 III	5.1 I	5.1 II	4.2 III	6.1 I	6.1 I	6.1 II	4.2 III	8 I	8 II	4.2 III	4.2 III
4.3 I								5.1 I	4.3 I	4.3 I	6.1 I	4.3 I	4.3 I	4.3 I	4.3 I	4.3 I	4.3 I	4.3 I
4.3 II								5.1 I	4.3 II	4.3 II	6.1 I	4.3 I	4.3 II	4.3 II	8 I	4.3 II	4.3 II	4.3 II
4.3 III								5.1 I	5.1 II	4.3 III	6.1 I	6.1 I	6.1 II	4.3 III	8 I	8 II	4.3 III	4.3 III
5.1 I											5.1 I	5.1 I	5.1 I	5.1 I	5.1 I	5.1 I	5.1 I	5.1 I
5.1 II											6.1 I	5.1 I	5.1 II	5.1 II	8 I	5.1 II	5.1 II	5.1 II
5.1 III											6.1 I	6.1 I	6.1 II	5.1 III	8 I	8 II	5.1 III	5.1 III
6.1 I DERMAL															SOL LIQ 6.1 I 8 I	6.1 I	6.1 I	6.1 I
6.1 I ORAL															SOL LIQ 6.1 I 8 I	6.1 I	6.1 I	6.1 I
6.1 II INHAL															SOL LIQ 6.1 I 8 I	6.1 II	6.1 II	6.1 II
6.1 II DERMAL															SOL LIQ 6.1 I 8 I	SOL LIQ 6.1 II 8 II	6.1 II	6.1 II
6.1 II ORAL			SOL = Solid substances and mixtures LIQ = Liquid substances, mixtures and solutions												8.1	SOL LIQ 6.1 II 8 II	6.1 II	6.1 II
6.1 III			DERMAL = Dermal toxicity ORAL = Oral toxicity												8 I	8 II	8 III	6.1 III
8 I			INHAL = Inhalation toxicity															8 I
8 II			*) Class 6.1 for pesticides															8 II
8 III																		8 III

NOTE 1: Examples to explain the use of the table

Classification of a single substance

Description of the substance to be classified:

An amine not mentioned by name meeting the criteria for Class 3, packing group II as well as those for Class 8, packing group I.

Procedure:

The intersection of line 3 II with column 8 I gives 8 I. This amine has therefore to be classified in Class 8 under UN No. 2734 AMINES, LIQUID, CORROSIVE, FLAMMABLE, N.O.S. or UN No. 2734 POLYAMINES, LIQUID, CORROSIVE, FLAMMABLE, N.O.S., packing group I.

Classification of a mixture

Description of the mixture to be classified:

Mixture consisting of a flammable liquid classified in Class 3, packing group III, a toxic substance in Class 6.1, packing group II and a corrosive substance in Class 8, packing group I.

Procedure:

The intersection of line 3 III with column 6.1 II gives 6.1 II.

The intersection of line 6.1 II with column 8 I gives 8 I LIQ.

This mixture not further defined has therefore to be classified in Class 8 under UN No. 2922 CORROSIVE LIQUID, TOXIC, N.O.S., packing group I.

2: Examples for the classification of mixtures and solutions under a class and a packing group:

A phenol solution of Class 6.1, (II), in benzene of Class 3, (II) is to be classified in Class 3, (II); this solution is to be classified under UN No. 1992 FLAMMABLE LIQUID, TOXIC, N.O.S., Class 3, (II), by virtue of the toxicity of the phenol.

A solid mixture of sodium arsenate of Class 6.1, (II) and sodium hydroxide of Class 8, (II) is to be classified under UN No. 3290 TOXIC SOLID, CORROSIVE, INORGANIC, N.O.S., in Class 6.1 (II).

A solution of crude or refined naphthalene of Class 4.1, (III) in petrol of Class 3, (II), is to be classified under UN No. 3295 HYDROCARBONS, LIQUID, N.O.S. in Class 3, (II).

A mixture of hydrocarbons of Class 3, (III), and of polychlorinated biphenyls (PCB) of Class 9, (II), is to be classified under UN No. 2315 POLYCHLORINATED BIPHENYLS, LIQUID or UN No. 3432 POLYCHLORINATED BIPHENYLS, SOLID in Class 9, (II).

A mixture of propyleneimine of Class 3, and polychlorinated biphenyls (PCB) of Class 9, (II), is to be classified under UN No. 1921 PROPYLENEIMINE, INHIBITED in Class 3.

2.1.4 Classification of samples

2.1.4.1 When the class of a substance is uncertain and it is being carried for further testing, a tentative class, proper shipping name and UN number shall be assigned on the basis of the consignor's knowledge of the substance and application of:

- (a) the classification criteria of Chapter 2.2; and
- (b) the requirements of this Chapter.

The most severe packing group possible for the proper shipping name chosen shall be used.

Where this provision is used the proper shipping name shall be supplemented with the word "SAMPLE" (e.g., "FLAMMABLE LIQUID, N.O.S., SAMPLE"). In certain instances, where a specific proper shipping name is provided for a sample of a substance considered to meet certain classification criteria (e.g., GAS SAMPLE, NON-PRESSURIZED, FLAMMABLE, UN No. 3167) that proper shipping name shall be used. When an N.O.S. entry is used to carry the sample, the proper shipping name need not be supplemented with the technical name as required by special provision 274 of Chapter 3.3.

2.1.4.2 Samples of the substance shall be carried in accordance with the requirements applicable to the tentative assigned proper shipping name provided:

- (a) The substance is not considered to be a substance not accepted for carriage by sub-sections 2.2.x.2 of Chapter 2.2 or by Chapter 3.2;
- (b) The substance is not considered to meet the criteria for Class 1 or considered to be an infectious substance or a radioactive material;
- (c) The substance is in compliance with 2.2.41.1.15 or 2.2.52.1.9 if it is a self-reactive substance or an organic peroxide, respectively;
- (d) The sample is carried in a combination packaging with a net mass per package not exceeding 2.5 kg; and
- (e) The sample is not packed together with other goods.

2.1.4.3 Samples of energetic materials for testing purposes

- 2.1.4.3.1** Samples of organic substances carrying functional groups listed in Tables A6.1 and/or A6.3 in Appendix 6 (Screening Procedures) of the Manual of Tests and Criteria may be carried under UN No. 3224 (self-reactive solid type C) or UN No. 3223 (self-reactive liquid type C), as applicable, of Class 4.1 provided that:
- (a) The samples do not contain any:
 - Known explosives;
 - Substances showing explosive effects in testing;
 - Compounds designed with the view of producing a practical explosive or pyrotechnic effect; or
 - Components consisting of synthetic precursors of intentional explosives;
 - (b) For mixtures, complexes or salts of inorganic oxidizing substances of Class 5.1 with organic material(s), the concentration of the inorganic oxidizing substance is:
 - Less than 15%, by mass, if assigned to packing group I (high hazard) or II (medium hazard); or
 - Less than 30%, by mass, if assigned to packing group III (low hazard);
 - (c) Available data do not allow a more precise classification;
 - (d) The sample is not packed together with other goods; and
 - (e) The sample is packed in accordance with packing instruction P 520 and special packing provisions PP 94 or PP 95 of 4.1.4.1, as applicable.
- 2.1.5 Classification of articles as articles containing dangerous goods, n.o.s.**
- NOTE:** For articles which do not have a proper shipping name, other than UN Nos 3537 to 3548, and which contain only dangerous goods within the permitted limited quantity amounts specified in Column (7a) of Table A of Chapter 3.2, see UN No. 3363 and special provisions 301 and 672 of Chapter 3.3.
- 2.1.5.1** Articles containing dangerous goods may be classified as otherwise provided by RID under the proper shipping name for the dangerous goods they contain or in accordance with this section.
- For the purposes of this section "article" means machinery, apparatus or other devices containing one or more dangerous goods (or residues thereof) that are an integral element of the article, necessary for its functioning and that cannot be removed for the purpose of carriage.
- An inner packaging shall not be an article.
- 2.1.5.2** Such articles may in addition contain batteries. Lithium batteries that are integral to the article shall be of a type proven to meet the testing requirements of the Manual of Tests and Criteria, part III, sub-section 38.3, except when otherwise specified by RID (e.g. for pre-production prototype articles containing lithium batteries or for a small production run, consisting of not more than 100 such articles).
- 2.1.5.3** This section does not apply to articles for which a more specific proper shipping name already exists in Table A of Chapter 3.2.
- 2.1.5.4** This section does not apply to dangerous goods of Class 1, Class 6.2, Class 7 or radioactive material contained in articles.
- 2.1.5.5** Articles containing dangerous goods shall be assigned to the appropriate Class determined by the hazards present using, where applicable, the Table of precedence of hazard in 2.1.3.10 for each of the dangerous goods contained in the article. If dangerous goods classified as Class 9 are contained within the article, all other dangerous goods present in the article shall be considered to present a higher hazard.
- 2.1.5.6** Subsidiary hazards shall be representative of the primary hazards posed by the other dangerous goods contained within the article. When only one item of dangerous goods is present in the article, the subsidiary hazard(s), if any, shall be the subsidiary hazard(s) identified by the subsidiary hazard label(s) in column (5) of Table A of Chapter 3.2. If the article contains more than one item of dangerous goods and these could react dangerously with one another during carriage, each of the dangerous goods shall be enclosed separately (see 4.1.1.6).
- 2.1.6 Classification of packagings, discarded, empty, uncleaned**
- Empty uncleaned packagings, large packagings or IBCs, or parts thereof, carried for disposal, recycling or recovery of their material, other than reconditioning, repair, routine maintenance, remanufacturing or reuse, may be assigned to UN 3509 if they meet the requirements for this entry.

Chapter 2.2 Class specific provisions

2.2.1 Class 1: Explosive substances and articles

2.2.1.1 Criteria

2.2.1.1.1 The heading of Class 1 covers:

(a) Explosive substances: solid or liquid substances (or mixtures of substances) capable by chemical reaction of producing gases at such a temperature and pressure and at such a speed as to cause damage to the surroundings.

Pyrotechnic substances: substances or mixtures of substances designed to produce an effect by heat, light, sound, gas or smoke or a combination of these as the result of non-detonating self-sustaining exothermic chemical reactions.

NOTE 1: Substances which are not themselves explosive but which may form an explosive mixture of gas, vapour or dust are not substances of Class 1.

2: Also excluded from Class 1 are: water- or alcohol-wetted explosives of which the water or alcohol content exceeds the limits specified and those containing plasticizers – these explosives are assigned to Class 3 or Class 4.1 – and those explosives which, on the basis of their predominant hazard, are assigned to Class 5.2.

(b) Explosive articles: articles containing one or more explosive or pyrotechnic substances.

NOTE: Devices containing explosive or pyrotechnic substances in such small quantity or of such a character that their inadvertent or accidental ignition or initiation during carriage would not cause any manifestation external to the device by projection, fire, smoke, heat or loud noise are not subject to the requirements of Class 1.

(c) Substances and articles not mentioned above which are manufactured with a view to producing a practical explosive or pyrotechnic effect.

For the purposes of Class 1, the following definition applies:

Phlegmatized means that a substance (or "phlegmatizer") has been added to an explosive to enhance its safety in handling and carriage. The phlegmatizer renders the explosive insensitive, or less sensitive, to the following actions: heat, shock, impact, percussion or friction. Typical phlegmatizing agents include, but are not limited to: wax, paper, water, polymers (such as chlorofluoropolymers), alcohol and oils (such as petroleum jelly and paraffin).

2.2.1.1.2 Any substance or article having or suspected of having explosive properties shall be considered for assignment to Class 1 in accordance with the tests, procedures and criteria prescribed in Part I, Manual of Tests and Criteria.

A substance or article assigned to Class 1 can only be accepted for carriage when it has been assigned to a name or n.o.s. entry listed in Table A of Chapter 3.2 and meets the criteria of the Manual of Tests and Criteria.

2.2.1.1.3 The substances and articles of Class 1 shall be assigned to a UN Number and a name or n.o.s. entry listed in Table A of Chapter 3.2. Interpretation of the names of substances and articles in Table A of Chapter 3.2 shall be based upon the glossary in 2.2.1.4.

Samples of new or existing explosive substances or articles carried for purposes including: testing, classification, research and development quality control, or as a commercial sample, other than initiating explosive, may be assigned to UN No. 0190 SAMPLES, EXPLOSIVE.

The assignment of explosive substances and articles not mentioned by name as such in Table A of Chapter 3.2 to an n.o.s. entry of Class 1 or UN No. 0190 SAMPLES, EXPLOSIVE as well as the assignment of certain substances the carriage of which is subject to a specific authorization by the competent authority according to the special provisions referred to in Column (6) of Table A of Chapter 3.2 shall be made by the competent authority of the country of origin. This competent authority shall also approve in writing the conditions of carriage of these substances and articles. If the country of origin is not an RID Contracting State, the classification and the conditions of carriage shall be recognized by the competent authority of the first RID Contracting State reached by the consignment.

2.2.1.1.4 Substances and articles of Class 1 shall have been assigned to a division in accordance with 2.2.1.1.5 and to a compatibility group in accordance with 2.2.1.1.6. The division shall be based on the results of the tests described in 2.3.0 and 2.3.1 applying the definitions in 2.2.1.1.5. The compatibility group shall be determined in accordance with the definitions in 2.2.1.1.6. The classification code shall consist of the division number and the compatibility group letter.

2.2.1.1.5 Definition of divisions

- Division 1.1 Substances and articles which have a mass explosion hazard (a mass explosion is an explosion which affects almost the entire load virtually instantaneously).
- Division 1.2 Substances and articles which have a projection hazard but not a mass explosion hazard.
- Division 1.3 Substances and articles which have a fire hazard and either a minor blast hazard or a minor projection hazard or both, but not a mass explosion hazard:
- (a) combustion of which gives rise to considerable radiant heat; or
 - (b) which burn one after another, producing minor blast or projection effects or both.
- Division 1.4 Substances and articles which present only a slight hazard of explosion in the event of ignition or initiation during carriage. The effects are largely confined to the package and no projection of fragments of appreciable size or range is to be expected. An external fire shall not cause virtually instantaneous explosion of almost the entire contents of the package.
- Division 1.5 Very insensitive substances having a mass explosion hazard which are so insensitive that there is very little probability of initiation or of transition from burning to detonation under normal conditions of carriage. As a minimum requirement they must not explode in the external fire test.
- Division 1.6 Extremely insensitive articles which do not have a mass explosion hazard. The articles predominantly contain extremely insensitive substances and demonstrate a negligible probability of accidental initiation or propagation.

NOTE: The hazard from articles of Division 1.6 is limited to the explosion of a single article.

2.2.1.1.6 Definition of compatibility groups of substances and articles

- A Primary explosive substance.
- B Article containing a primary explosive substance and not having two or more effective protective features. Some articles, such as detonators for blasting, detonator assemblies for blasting and primers, cap-type, are included, even though they do not contain primary explosives.
- C Propellant explosive substance or other deflagrating explosive substance or article containing such explosive substance.
- D Secondary detonating explosive substance or black powder or article containing a secondary detonating explosive substance, in each case without means of initiation and without a propelling charge, or article containing a primary explosive substance and having two or more effective protective features.
- E Article containing a secondary detonating explosive substance, without means of initiation, with a propelling charge (other than one containing a flammable liquid or gel or hypergolic liquids).
- F Article containing a secondary detonating explosive substance with its own means of initiation, with a propelling charge (other than one containing a flammable liquid or gel or hypergolic liquids) or without a propelling charge.
- G Pyrotechnic substance, or article containing a pyrotechnic substance, or article containing both an explosive substance and an illuminating, incendiary, tear- or smoke-producing substance (other than a water-activated article or one which contains white phosphorus, phosphides, a pyrophoric substance, a flammable liquid or gel or hypergolic liquids).
- H Article containing both an explosive substance and white phosphorus.
- J Article containing both an explosive substance and a flammable liquid or gel.
- K Article containing both an explosive substance and a toxic chemical agent.
- L Explosive substance or article containing an explosive substance and presenting a special hazard (e.g. due to water activation or the presence of hypergolic liquids, phosphides or a pyrophoric substance) necessitating isolation of each type.
- N Articles predominantly containing extremely insensitive substances.
- S Substance or article so packed or designed that any hazardous effects arising from accidental functioning are confined within the package unless the package has been degraded by fire, in which case all blast or projection effects are limited to the extent that they do not significantly hinder or prevent fire-fighting or other emergency response efforts in the immediate vicinity of the package.

NOTE 1: Each substance or article, packed in a specified packaging, may be assigned to one compatibility group only. Since the criterion of compatibility group S is empirical, assignment to this group is necessarily linked to the tests for assignment of a classification code.

2: Articles of compatibility groups D and E may be fitted or packed together with their own means of initiation, provided that such means have at least two effective protective features designed to prevent an explosion in the event of accidental functioning of the means of initiation. Such articles and packages shall be assigned to compatibility groups D or E.

3: Articles of compatibility groups D and E may be packed together with their own means of initiation, which do not have two effective protective features (i.e. means of initiation assigned to compatibility group B), provided that they comply with mixed packing provision MP 21 of Section 4.1.10. Such packages shall be assigned to compatibility groups D or E.

- 4: Articles may be fitted or packed together with their own means of ignition, provided that the means of ignition cannot function during normal conditions of carriage.
- 5: Articles of compatibility groups C, D and E may be packed together. Such packages shall be assigned to compatibility group E.

2.2.1.1.7 Assignment of fireworks to divisions

2.2.1.1.7.1 Fireworks shall normally be assigned to divisions 1.1, 1.2, 1.3 and 1.4 on the basis of test data derived from Test Series 6 of the Manual of Tests and Criteria. However:

- (a) waterfalls containing flash composition (see Note 2 of 2.2.1.1.7.5) shall be classified as 1.1G regardless of the results of Test Series 6;
- (b) since the range of such articles is very extensive and the availability of test facilities may be limited, assignment to divisions may also be made in accordance with the procedure in 2.2.1.1.7.2.

2.2.1.1.7.2 Assignment of fireworks to UN No. 0333, 0334, 0335 or 0336 may be made on the basis of analogy, without the need for Test Series 6 testing, in accordance with the default fireworks classification table in 2.2.1.1.7.5. Such assignment shall be made with the agreement of the competent authority. Items not specified in the table shall be classified on the basis of test data derived from Test Series 6.

NOTE 1: The addition of other types of fireworks to column 1 of the table in 2.2.1.1.7.5 shall only be made on the basis of full test data submitted to the UN Sub-Committee of Experts on the Transport of Dangerous Goods for consideration.

2: Test data derived by competent authorities which validates, or contradicts the assignment of fireworks specified in column 4 of the table in 2.2.1.1.7.5 to divisions in column 5 should be submitted to the UN Sub-Committee of Experts on the Transport of Dangerous Goods for information.

2.2.1.1.7.3 Where fireworks of more than one division are packed in the same package they shall be classified on the basis of the most dangerous division unless test data derived from Test Series 6 indicate otherwise.

2.2.1.1.7.4 The classification shown in the Table in 2.2.1.1.7.5 applies only for articles packed in fibreboard boxes (4G).

2.2.1.1.7.5 Default fireworks classification Table²

NOTE 1: References to percentages in the Table, unless otherwise stated, are to the mass of all pyrotechnic substances (e.g. rocket motors, lifting charge, bursting charge and effect charge).

2: "Flash composition" in this Table refers to pyrotechnic substances in powder form or as pyrotechnic units as presented in the fireworks that are used in waterfalls, or to produce an aural effect or used as a bursting charge, or propellant charge unless:

- (a) The time taken for the pressure rise in the HSL Flash Composition Test in Appendix 7 of the Manual of Tests and Criteria is demonstrated to be more than 6 ms for 0.5 g of pyrotechnic substance; or
- (b) The pyrotechnic substance gives a negative "-" result in the US Flash Composition Test in Appendix 7 of the Manual of Tests and Criteria.

3: Dimensions in mm refer to:

- for spherical and peanut shells the diameter of the sphere of the shell;
- for cylinder shells the length of the shell;
- for a shell in mortar, Roman candle, shot tube firework or mine the inside diameter of the tube comprising or containing the firework;
- for a bag mine or cylinder mine, the inside diameter of the mortar intended to contain the mine.

Type	Includes: / Synonym:	Definition	Specification	Classification
Shell, spherical or cylindrical	Spherical display shell: aerial shell, colour shell, dye shell, multi-break shell, multi-effect shell, nautical shell, parachute shell, smoke shell, star shell; report shell: maroon, salute, sound shell, thunder-clap, aerial shell kit	Device with or without propellant charge, with delay fuse and bursting charge, pyrotechnic unit(s) or loose pyrotechnic substance and designed to be projected from a mortar	All report shells	1.1G
			Colour shell: ≥ 180 mm	1.1G
			Colour shell: < 180 mm with $> 25\%$ flash composition, as loose powder and/ or report effects	1.1G
			Colour shell: < 180 mm with $\leq 25\%$ flash composition, as loose powder and/ or report effects	1.3G

² This Table contains a list of firework classifications which may be used in the absence of Test Series 6 data (see 2.2.1.1.7.2).

Type	Includes: / Synonym:	Definition	Specification	Classification
			Colour shell: ≤ 50 mm, or ≤ 60 g pyrotechnic substance, with $\leq 2\%$ flash composition as loose powder and/ or report effects	1.4G
	Peanut shell	Device with two or more spherical aerial shells in a common wrapper propelled by the same propellant charge with separate external delay fuses	The most hazardous spherical aerial shell determines the classification	
	Preloaded mortar, shell in mortar	Assembly comprising a spherical or cylindrical shell inside a mortar from which the shell is designed to be projected	All report shells	1.1G
			Colour shell: ≥ 180 mm	1.1G
			Colour shell: $> 25\%$ flash composition as loose powder and/or report effects	1.1G
			Colour shell: > 50 mm and < 180 mm	1.2G
			Colour shell: ≤ 50 mm, or ≤ 60 g pyrotechnic substance, with $\leq 25\%$ flash composition as loose powder and/ or report effects	1.3G
	Shell of shells (spherical) (Reference to percentages for shell of shells are to the gross mass of the fireworks article)	Device without propellant charge, with delay fuse and bursting charge, containing report shells and inert materials and designed to be projected from a mortar	> 120 mm	1.1G
		Device without propellant charge, with delay fuse and bursting charge, containing report shells ≤ 25 g flash composition per report unit, with $\leq 33\%$ flash composition and $\geq 60\%$ inert materials and designed to be projected from a mortar	≤ 120 mm	1.3G
		Device without propellant charge, with delay fuse and bursting charge, containing colour shells and/or pyrotechnic units and designed to be projected from a mortar	> 300 mm	1.1G
		Device without propellant charge, with delay fuse and bursting charge, containing colour shells ≤ 70 mm and/or pyrotechnic units, with $\leq 25\%$ flash composition and $\leq 60\%$ pyrotechnic substance and designed to be projected from a mortar	> 200 mm and ≤ 300 mm	1.3G
		Device with propellant charge, with delay fuse and bursting charge, containing colour shells ≤ 70 mm and/or pyrotechnic units, with $\leq 25\%$ flash composition and $\leq 60\%$ pyrotechnic substance and designed to be projected from a mortar	≤ 200 mm	1.3G

Type	Includes: / Synonym:	Definition	Specification	Classification
Battery/combination	Barrage, bombardos, cakes, finale box, flowerbed, hybrid, multiple tubes, shell cakes, banger batteries, flash banger batteries	Assembly including several elements either containing the same type or several types each corresponding to one of the types of fireworks listed in this table, with one or two points of ignition	The most hazardous firework type determines the classification	
Roman candle	Exhibition candle, candle, bombettes	Tube containing a series of pyrotechnic units consisting of alternate pyrotechnic substance, propellant charge, and transmitting fuse	≥ 50 mm inner diameter, containing flash composition, or < 50 mm with >25% flash composition	1.1G
			≥ 50 mm inner diameter, containing no flash composition	1.2G
			< 50 mm inner diameter and ≤ 25% flash composition	1.3G
			≤ 30 mm inner diameter, each pyrotechnic unit ≤ 25 g and ≤ 5% flash composition	1.4G
Shot tube	Single shot Roman candle, small pre-loaded mortar	Tube containing a pyrotechnic unit consisting of pyrotechnic substance, propellant charge with or without transmitting fuse	≤ 30 mm inner diameter and pyrotechnic unit > 25 g, or > 5% and ≤ 25% flash composition	1.3G
			≤ 30 mm inner diameter, pyrotechnic unit ≤ 25 g and ≤ 5% flash composition	1.4G
Rocket	Avalanche rocket, signal rocket, whistling rocket, bottle rocket, sky rocket, missile type rocket, table rocket	Tube containing pyrotechnic substance and/or pyrotechnic units, equipped with stick(s) or other means for stabilization of flight, and designed to be propelled into the air	Flash composition effects only	1.1G
			Flash composition > 25% of the pyrotechnic substance	1.1G
			> 20 g pyrotechnic substance and flash composition ≤ 25%	1.3G
			≤ 20 g pyrotechnic substance, black powder bursting charge and ≤ 0.13 g flash composition per report and ≤ 1 g in total	1.4G
Mine	Pot-a-feu, ground mine, bag mine, cylinder mine	Tube containing propellant charge and pyrotechnic units and designed to be placed on the ground or to be fixed in the ground. The principal effect is ejection of all the pyrotechnic units in a single burst producing a widely dispersed visual and/or aural effect in the air or: Cloth or paper bag or cloth or paper cylinder containing propellant charge and pyrotechnic units, designed to be placed in a mortar and to function as a mine	> 25% flash composition, as loose powder and/ or report effects	1.1G
			≥ 180 mm and ≤ 25% flash composition, as loose powder and/ or report effects	1.1G
			< 180 mm and ≤ 25% flash composition, as loose powder and/ or report effects	1.3G
			≤ 150 g pyrotechnic substance, containing ≤ 5% flash composition as loose powder and/ or report effects. Each pyrotechnic unit ≤ 25 g, each report effect < 2 g, each whistle, if any, ≤ 3 g	1.4G

Type	Includes: / Synonym:	Definition	Specification	Classification
Fountain	Volcanos, gerbs, lances, Bengal fire, flitter sparkle, cylindrical fountains, cone fountains, illuminating torch	Non-metallic case containing pressed or consolidated pyrotechnic substance producing sparks and flame NOTE: Fountains intended to produce a vertical cascade or curtain of sparks are considered to be waterfalls (see row below).	≥ 1 kg pyrotechnic substance	1.3G
			< 1 kg pyrotechnic substance	1.4G
Waterfall	cascades, showers	pyrotechnic fountain intended to produce a vertical cascade or curtain of sparks	containing flash composition regardless of the results of Test Series 6 (see 2.2.1.1.7.1 (a))	1.1G
			not containing flash composition	1.3G
Sparkler	Handheld sparklers, non-handheld sparklers, wire sparklers	Rigid wire partially coated (along one end) with slow burning pyrotechnic substance with or without an ignition tip	Perchlorate based sparklers: > 5 g per item or > 10 items per pack	1.3G
			Perchlorate based sparklers: ≤ 5 g per item and ≤ 10 items per pack; Nitrate based sparklers: ≤ 30 g per item	1.4G
Bengal stick	Dipped stick	Non-metallic stick partially coated (along one end) with slow-burning pyrotechnic substance and designed to be held in the hand	Perchlorate based items: > 5 g per item or > 10 items per pack	1.3G
			Perchlorate based items: ≤ 5 g per item and ≤ 10 items per pack; Nitrate based items: ≤ 30 g per item	1.4G
Low hazard fire-works and novelties	Table bombs, throw-downs, crackling granules, smokes, fog, snakes, glow worm, serpents, snaps, party poppers	Device designed to produce very limited visible and/ or audible effect which contains small amounts of pyrotechnic substance and/or explosive composition.	Throwdowns and snaps may contain up to 1.6 mg of silver fulminate; snaps and party poppers may contain up to 16 mg of potassium chlorate/ red phosphorous mixture; other articles may contain up to 5 g of pyrotechnic substance, but no flash composition	1.4G
Spinner	Aerial spinner, helicopter, chaser, ground spinner	Non-metallic tube or tubes containing gas- or spark-producing pyrotechnic substance, with or without noise producing composition, with or without aero-foils attached	Pyrotechnic substance per item > 20 g, containing ≤ 3% flash composition as report effects, or whistle composition ≤ 5 g	1.3G
			Pyrotechnic substance per item ≤ 20 g, containing ≤ 3% flash composition as report effects, or whistle composition ≤ 5 g	1.4G
Wheels	Catherine wheels, Saxon	Assembly including drivers containing pyrotechnic substance and provided with a means of attaching it to a support so that it can rotate	≥ 1 kg total pyrotechnic substance, no report effect, each whistle (if any) ≤ 25 g and ≤ 50 g whistle composition per wheel	1.3G

Type	Includes: / Synonym:	Definition	Specification	Classification
			< 1 kg total pyrotechnic substance, no report effect, each whistle (if any) ≤ 5 g and ≤ 10 g whistle composition per wheel	1.4G
Aerial wheel	Flying Saxon, UFO's, rising crown	Tubes containing propellant charges and sparks-flame- and/ or noise producing pyrotechnic substances, the tubes being fixed to a supporting ring	> 200 g total pyrotechnic substance or > 60 g pyrotechnic substance per driver, ≤ 3% flash composition as report effects, each whistle (if any) ≤ 25 g and ≤ 50 g whistle composition per wheel	1.3G
			≤ 200 g total pyrotechnic substance and ≤ 60 g pyrotechnic substance per driver, ≤ 3% flash composition as report effects, each whistle (if any) ≤ 5 g and ≤ 10 g whistle composition per wheel	1.4G
Selection pack	Display selection box, display selection pack, garden selection box, indoor selection box; assortment	A pack of more than one type each corresponding to one of the types of fireworks listed in this table	The most hazardous firework type determines the classification	
Firecracker	Celebration cracker, celebration roll, string cracker	Assembly of tubes (paper or cardboard) linked by a pyrotechnic fuse, each tube intended to produce an aural effect	Each tube ≤ 140 mg of flash composition or ≤ 1 g black powder	1.4G
Banger	Salute, flash banger, lady cracker	Non-metallic tube containing report composition intended to produce an aural effect	> 2 g flash composition per item	1.1G
			≤ 2 g flash composition per item and ≤ 10 g per inner packaging	1.3G
			≤ 1 g flash composition per item and ≤ 10 g per inner packaging or ≤ 10 g black powder per item	1.4G

2.2.1.1.8 Exclusion from Class 1

2.2.1.1.8.1 An article or a substance may be excluded from Class 1 by virtue of test results and the Class 1 definition with the approval of the competent authority of any RID Contracting State who may also recognize an approval granted by the competent authority of a country which is not an RID Contracting State provided that this approval has been granted in accordance with the procedures applicable according to RID, ADR, ADN, the IMDG Code or the ICAO Technical Instructions.

2.2.1.1.8.2 With the approval of the competent authority in accordance with 2.2.1.1.8.1, an article may be excluded from Class 1 when three unpackaged articles, each individually activated by its own means of initiation or ignition or external means to function in the designed mode, meet the following test criteria:

- (a) No external surface shall have a temperature of more than 65 °C. A momentary spike in temperature up to 200 °C is acceptable;
- (b) No rupture or fragmentation of the external casing or movement of the article or detached parts thereof of more than one metre in any direction;

NOTE: Where the integrity of the article may be affected in the event of an external fire these criteria shall be examined by a fire test, such as described in ISO 12097-3.

- (c) No audible report exceeding 135 dB(C) peak at a distance of one metre;
- (d) No flash or flame capable of igniting a material such as a sheet of 80 ± 10 g/m² paper in contact with the article; and

- (e) No production of smoke, fumes or dust in such quantities that the visibility in a one cubic metre chamber equipped with appropriately sized blow out panels is reduced more than 50% as measured by a calibrated light (lux) meter or radiometer located one metre from a constant light source located at the midpoint on opposite walls. The general guidance on Optical Density Testing in ISO 5659-1 and the general guidance on the Photometric System described in Section 7.5 in ISO 5659-2 may be used or similar optical density measurement methods designed to accomplish the same purpose may also be employed. A suitable hood cover surrounding the back and sides of the light meter shall be used to minimize effects of scattered or leaking light not emitted directly from the source.

NOTE 1: If during the tests addressing criteria (a), (b), (c) and (d) no or very little smoke is observed the test described in (e) may be waived.

2: The competent authority referred to in 2.2.1.1.8.1 may require testing in packaged form if it is determined that, as packaged for carriage, the article may pose a greater hazard.

2.2.1.1.9 Classification documentation

2.2.1.1.9.1 A competent authority assigning an article or substance to Class 1 shall confirm that classification with the applicant in writing.

2.2.1.1.9.2 A competent authority classification document may be in any form and may consist of more than one page, provided pages are numbered consecutively. The document shall have a unique reference.

2.2.1.1.9.3 The information provided shall be easy to identify, legible and durable.

2.2.1.1.9.4 Examples of the information that may be provided in the classification documents are as follows:

- (a) The name of the competent authority and the provisions in national legislation under which it is granted its authority;
- (b) The modal or national regulations for which the classification document is applicable;
- (c) Confirmation that the classification has been approved, made or agreed in accordance with the UN Model Regulations or the relevant modal regulations;
- (d) The name and address of the person in law to which the classification has been assigned and any company registration which uniquely identifies a company or other body corporate under national legislation;
- (e) The name under which the explosives will be placed onto the market or otherwise supplied for carriage;
- (f) The proper shipping name, UN number, class, division and corresponding compatibility group of the explosives;
- (g) Where appropriate, the maximum net explosive mass of the package or article;
- (h) The name, signature, stamp, seal or other identification of the person authorised by the competent authority to issue the classification document is clearly visible;
- (i) Where safety in carriage or the division is assessed as being dependent upon the packaging, the packaging mark or a description of the permitted inner packagings, intermediate packagings, outer packagings;
- (j) The classification document states the part number, stock number or other identifying reference under which the explosives will be placed onto the market or otherwise supplied for carriage;
- (k) The name and address of the person in law who manufactured the explosives and any company registration which uniquely identifies a company or other body corporate under national legislation;
- (l) Any additional information regarding the applicable packing instruction and special packing provisions where appropriate;
- (m) The basis for assigning the classification, i.e. whether on the basis of test results, default for fireworks, analogy with classified explosive, by definition from Table A of Chapter 3.2 etc.;
- (n) Any special conditions or limitations that the competent authority has identified as relevant to the safety for carriage of the explosives, the communication of the hazard and international carriage;
- (o) The expiry date of the classification document is given where the competent authority considers one to be appropriate.

2.2.1.2 Substances and articles not accepted for carriage

2.2.1.2.1 Explosive substances which are unduly sensitive according to the criteria of the Manual of Tests and Criteria, Part I, or are liable to spontaneous reaction, as well as explosive substances and articles which cannot be assigned to a name or n.o.s. entry listed in Table A of Chapter 3.2, shall not be accepted for carriage.

2.2.1.2.2 Substances of compatibility group A shall not be accepted for carriage by rail (1.1 A, UN Nos. 0074, 0113, 0114, 0129, 0130, 0135, 0224 and 0473).

Articles of compatibility group K shall not be accepted for carriage (1.2 K, UN No. 0020 and 1.3 K, UN No. 0021).

2.2.1.3

List of collective entries

Classification code (see 2.2.1.1.4)	UN No.	Name of the substance or article
1.1 A	0473	SUBSTANCES, EXPLOSIVE, N.O.S. (not accepted for carriage by rail, see 2.2.1.2.2)
1.1 B	0461	COMPONENTS, EXPLOSIVE TRAIN, N.O.S.
1.1 C	0474 0497 0498 0462	SUBSTANCES, EXPLOSIVE, N.O.S. PROPELLANT, LIQUID PROPELLANT, SOLID ARTICLES, EXPLOSIVE, N.O.S.
1.1 D	0475 0463	SUBSTANCES, EXPLOSIVE, N.O.S. ARTICLES, EXPLOSIVE, N.O.S.
1.1 E	0464	ARTICLES, EXPLOSIVE, N.O.S.
1.1 F	0465	ARTICLES, EXPLOSIVE, N.O.S.
1.1 G	0476	SUBSTANCES, EXPLOSIVE, N.O.S.
1.1 L	0357 0354	SUBSTANCES, EXPLOSIVE, N.O.S. ARTICLES, EXPLOSIVE, N.O.S.
1.2 B	0382	COMPONENTS, EXPLOSIVE TRAIN, N.O.S.
1.2 C	0466	ARTICLES, EXPLOSIVE, N.O.S.
1.2 D	0467	ARTICLES, EXPLOSIVE, N.O.S.
1.2 E	0468	ARTICLES, EXPLOSIVE, N.O.S.
1.2 F	0469	ARTICLES, EXPLOSIVE, N.O.S.
1.2 L	0358 0248 0355	SUBSTANCES, EXPLOSIVE, N.O.S. CONTRIVANCES, WATER-ACTIVATED with burster, expelling charge or propelling charge ARTICLES, EXPLOSIVE, N.O.S.
1.3 C	0132 0477 0495 0499 0470	DEFLAGRATING METAL SALTS OF AROMATIC NITRO-DERIVATIVES, N.O.S. SUBSTANCES, EXPLOSIVE, N.O.S. PROPELLANT, LIQUID PROPELLANT, SOLID ARTICLES, EXPLOSIVE, N.O.S.
1.3 G	0478	SUBSTANCES, EXPLOSIVE, N.O.S.
1.3 L	0359 0249 0356	SUBSTANCES, EXPLOSIVE, N.O.S. CONTRIVANCES, WATER-ACTIVATED with burster, expelling charge or propelling charge ARTICLES, EXPLOSIVE, N.O.S.
1.4 B	0350 0383	ARTICLES, EXPLOSIVE, N.O.S. COMPONENTS, EXPLOSIVE TRAIN, N.O.S.
1.4 C	0479 0501 0351	SUBSTANCES, EXPLOSIVE, N.O.S. PROPELLANT, SOLID ARTICLES, EXPLOSIVE, N.O.S.
1.4 D	0480 0352	SUBSTANCES, EXPLOSIVE, N.O.S. ARTICLES, EXPLOSIVE, N.O.S.
1.4 E	0471	ARTICLES, EXPLOSIVE, N.O.S.
1.4 F	0472	ARTICLES, EXPLOSIVE, N.O.S.
1.4 G	0485 0353	SUBSTANCES, EXPLOSIVE, N.O.S. ARTICLES, EXPLOSIVE, N.O.S.
1.4 S	0481 0349 0384	SUBSTANCES, EXPLOSIVE, N.O.S. ARTICLES, EXPLOSIVE, N.O.S. COMPONENTS, EXPLOSIVE TRAIN, N.O.S.
1.5 D	0482	SUBSTANCES, EXPLOSIVE, VERY INSENSITIVE (SUBSTANCES, EVI) N.O.S.
1.6 N	0486	ARTICLES, EXPLOSIVE, EXTREMELY INSENSITIVE (ARTICLES, EEI)
	0190	SAMPLES, EXPLOSIVE other than initiating explosive NOTE: Division and compatibility group shall be defined as directed by the competent authority and according to the principles in 2.2.1.1.4.

2.2.1.4

Glossary of names

NOTE 1: The descriptions in the glossary are not intended to replace the test procedures, nor to determine the hazard classification of a substance or article of Class 1. Assignment to the correct division and a decision on whether compatibility group S is appropriate shall be based on testing of the product in accordance with the Manual of Tests and Criteria, Part I or by analogy with similar products which have already been tested and assigned in accordance with the procedures of the Manual of Tests and Criteria.

2: The figures given after the names refer to the relevant UN numbers (Column 1 of Table A of Chapter 3.2). For the classification code, see 2.2.1.1.4.

AMMUNITION, ILLUMINATING, with or without burster, expelling charge or propelling charge: UN Nos. 0171, 0254, 0297

Ammunition designed to produce a single source of intense light for lighting up an area. The term includes illuminating cartridges, grenades and projectiles; and illuminating and target identification bombs.

NOTE: The following articles: CARTRIDGES, SIGNAL; SIGNAL DEVICES HAND; SIGNALS, DISTRESS; FLARES, AERIAL; FLARES, SURFACE are not included in this definition. They are listed separately.

AMMUNITION, INCENDIARY, liquid or gel, with burster, expelling charge or propelling charge: UN No. 0247

Ammunition containing liquid or gelatinous incendiary substance. Except when the incendiary substance is an explosive per se, it also contains one or more of the following: a propelling charge with primer and igniter charge; a fuze with burster or expelling charge.

AMMUNITION, INCENDIARY, WHITE PHOSPHORUS with burster, expelling charge or propelling charge: UN Nos. 0243, 0244

Ammunition containing white phosphorus as incendiary substance. It also contains one or more of the following: a propelling charge with primer and igniter charge; a fuze with burster or expelling charge.

AMMUNITION, INCENDIARY with or without burster, expelling charge or propelling charge: UN Nos. 0009, 0010, 0300

Ammunition containing incendiary composition. Except when the composition is an explosive per se, it also contains one or more of the following: a propelling charge with primer and igniter charge; a fuze with burster or expelling charge.

AMMUNITION, PRACTICE: UN Nos. 0362, 0488

Ammunition without a main bursting charge, containing a burster or expelling charge. Normally it also contains a fuze and a propelling charge.

NOTE: GRENADES, PRACTICE are not included in this definition. They are listed separately.

AMMUNITION, PROOF: UN No. 0363

Ammunition containing pyrotechnic substances, used to test the performance or strength of new ammunition, weapon components or assemblies.

AMMUNITION, SMOKE, WHITE PHOSPHORUS, with burster, expelling charge or propelling charge: UN Nos. 0245, 0246

Ammunition containing white phosphorus as a smoke-producing substance. It also contains one or more of the following: a propelling charge with primer and igniter charge; a fuze with burster or expelling charge. The term includes grenades, smoke.

AMMUNITION, SMOKE with or without burster, expelling charge or propelling charge: UN Nos. 0015, 0016, 0303

Ammunition containing a smoke-producing substance such as chlorosulphonic acid mixture or titanium tetrachloride; or a smoke-producing pyrotechnic composition based on hexachloroethane or red phosphorus. Except when the substance is an explosive per se, the ammunition also contains one or more of the following: a propelling charge with primer and igniter charge; a fuze with burster or expelling charge. The term includes grenades, smoke.

NOTE: SIGNALS, SMOKE are not included in this definition. They are listed separately.

AMMUNITION, TEAR-PRODUCING, with burster, expelling charge or propelling charge: UN Nos. 0018, 0019, 0301

Ammunition containing a tear-producing substance. It also contains one or more of the following: a pyrotechnic substance; a propelling charge with primer and igniter charge; a fuze with burster or expelling charge.

ARTICLES, EXPLOSIVE, EXTREMELY INSENSITIVE (ARTICLES EEI): UN No. 0486

Articles containing only extremely insensitive substances which demonstrate a negligible probability of accidental initiation or propagation under normal conditions of transport, and which have passed Test Series 7.

ARTICLES, PYROPHORIC: UN No. 0380

Articles which contain a pyrophoric substance (capable of spontaneous ignition when exposed to air) and an explosive substance or component. The term excludes articles containing white phosphorus.

ARTICLES, PYROTECHNIC, for technical purposes: UN Nos. 0428, 0429, 0430, 0431, 0432

Articles which contain pyrotechnic substances and are used for technical purposes such as heat generation, gas generation, theatrical effects, etc.

NOTE: The following articles: all ammunition; CARTRIDGES, SIGNAL; CUTTERS, CABLE, EXPLOSIVE; FIREWORKS; FLARES, AERIAL; FLARES, SURFACE; RELEASE DEVICES, EXPLOSIVE; RIVETS, EXPLOSIVE; SIGNAL DEVICES, HAND; SIGNALS, DISTRESS; SIGNALS, RAILWAY TRACK, EXPLOSIVES; SIGNALS, SMOKE are not included in this definition. They are listed separately.

BLACK POWDER (GUNPOWDER), COMPRESSED or BLACK POWDER (GUNPOWDER), IN PELLETS: UN No. 0028

Substance consisting of a pelletized form of black powder.

BLACK POWDER (GUNPOWDER), granular or as meal: UN No. 0027

Substance consisting of an intimate mixture of charcoal or other carbon and either potassium nitrate or sodium nitrate, with or without sulphur.

BOMBS, WITH FLAMMABLE LIQUID, with bursting charge: UN Nos. 0399, 0400

Articles which are dropped from aircraft, consisting of a tank filled with flammable liquid and bursting charge.

BOMBS, PHOTO-FLASH: UN No. 0038

Explosive articles which are dropped from aircraft to provide brief, intense illumination for photography. They contain a charge of detonating explosive without means of initiation or with means of initiation containing two or more effective protective features.

BOMBS, PHOTO-FLASH: UN No. 0037

Explosive articles which are dropped from aircraft to provide brief, intense illumination for photography. They contain a charge of detonating explosive with means of initiation not containing two or more effective protective features.

BOMBS, PHOTO-FLASH: UN Nos. 0039, 0299

Explosive articles which are dropped from aircraft to provide brief, intense illumination for photography. They contain a photo-flash composition.

BOMBS with bursting charge: UN Nos. 0034; 0035

Explosive articles which are dropped from aircraft, without means of initiation or with means of initiation containing two or more effective protective features.

BOMBS with bursting charge: UN Nos. 0033, 0291

Explosive articles which are dropped from aircraft, with means of initiation not containing two or more effective protective features.

BOOSTERS WITH DETONATOR: UN Nos. 0225, 0268

Articles consisting of a charge of detonating explosive with means of initiation. They are used to increase the initiating power of detonators or detonating cord.

BOOSTERS without detonator: UN Nos. 0042, 0283

Articles consisting of a charge of detonating explosive without means of initiation. They are used to increase the initiating power of detonators or detonating cord.

BURSTERS, explosive: UN No. 0043

Articles consisting of a small charge of explosive used to open projectiles or other ammunition in order to disperse their contents.

CARTRIDGES, FLASH: UN Nos. 0049, 0050

Articles consisting of a casing, a primer and flash powder, all assembled in one piece ready for firing.

CARTRIDGES FOR TOOLS, BLANK: UN No. 0014

Article, used in tools, consisting of a closed cartridge case with a centre or rim fire primer with or without a charge of smokeless or black powder but with no projectile.

CARTRIDGES FOR WEAPONS, BLANK: UN Nos. 0326, 0413, 0327, 0338, 0014

Ammunition consisting of a closed cartridge case with a centre or rim fire primer and a charge of smokeless or black powder but no projectile. It produces a loud noise and is used for training, saluting, propelling charge, starter pistols, etc. The term includes ammunition, blank.

CARTRIDGES FOR WEAPONS, INERT PROJECTILE: UN Nos. 0328, 0417, 0339, 0012

Ammunition consisting of a projectile without bursting charge but with a propelling charge with or without a primer. The articles may include a tracer, provided that the predominant hazard is that of the propelling charge.

CARTRIDGES FOR WEAPONS with bursting charge: UN Nos. 0006, 0321, 0412

Ammunition consisting of a projectile with a bursting charge without means of initiation or with means of initiation containing two or more effective protective features; and a propelling charge with or without a primer. The term includes fixed (assembled) ammunition, semi-fixed (partially assembled) ammunition and separate loading ammunition when the components are packed together.

CARTRIDGES FOR WEAPONS with bursting charge: UN Nos. 0005, 0007, 0348

Ammunition consisting of a projectile with a bursting charge with means of initiation not containing two or more effective protective features; and a propelling charge with or without a primer. The term includes fixed (assembled) ammunition, semi-fixed (partially assembled) ammunition and separate loading ammunition when the components are packed together.

CARTRIDGES, OIL WELL: UN Nos. 0277, 0278

Articles consisting of a thin casing of fibreboard, metal or other material containing only propellant powder which projects a hardened projectile to perforate an oil well casing.

NOTE: CHARGES, SHAPED are not included in this definition. They are listed separately.

CARTRIDGES, POWER DEVICE: UN Nos. 0275, 0276, 0323, 0381

Articles designed to accomplish mechanical actions. They consist of a casing with a charge of deflagrating explosive and a means of ignition. The gaseous products of the deflagration produce inflation, linear or rotary motion or activate diaphragms, valves or switches or project fastening devices or extinguishing agents.

CARTRIDGES, SIGNAL: UN Nos. 0054, 0312, 0405

Articles designed to fire coloured flares or other signals from signal pistols, etc.

CARTRIDGES, SMALL ARMS: UN Nos. 0417, 0339, 0012

Ammunition consisting of a cartridge case fitted with a centre or rim fire primer and containing both a propelling charge and solid projectile. They are designed to be fired in weapons of calibre not larger than 19.1 mm. Shot-gun cartridges of any calibre are included in this description.

NOTE: CARTRIDGES, SMALL ARMS, BLANK, are not included in this definition. They are listed separately. Some military small arms cartridges are not included in this definition. They are listed under CARTRIDGES FOR WEAPONS, INERT PROJECTILE.

CARTRIDGES, SMALL ARMS, BLANK: UN Nos. 0014, 0327, 0338

Ammunition consisting of a closed cartridge case with a centre or rim fire primer and a charge of smokeless or black powder. The cartridge cases contain no projectiles. The cartridges are designed to be fired from weapons with a calibre of at most 19.1 mm and serve to produce a loud noise and are used for training, saluting, propelling charge, starter pistols, etc.

CASES, CARTRIDGE, EMPTY, WITH PRIMER: UN Nos. 0379; 0055

Articles consisting of a cartridge case made from metal, plastics or other non-inflammable material, in which the only explosive component is the primer.

CASES, COMBUSTIBLE, EMPTY, WITHOUT PRIMER: UN Nos. 0447, 0446

Articles consisting of a cartridge case made partly or entirely from nitrocellulose.

CHARGES, BURSTING, PLASTICS BONDED: UN Nos. 0457, 0458, 0459, 0460

Articles consisting of a charge of detonating explosive, plastics bonded, manufactured in a specific form without a casing and without means of initiation. They are designed as components of ammunition such as warheads.

CHARGES, DEMOLITION: UN No. 0048

Articles containing a charge of a detonating explosive in a casing of fibreboard, plastics, metal or other material. The articles are without means of initiation or with means of initiation containing two or more effective protective features.

NOTE: The following articles: BOMBS; MINES; PROJECTILES are not included in this definition. They are listed separately.

CHARGES, DEPTH: UN No. 0056

Articles consisting of a charge of detonating explosive contained in a drum or projectile without means of initiation or with means of initiation containing two or more effective protective features. They are designed to detonate under water.

CHARGES, EXPLOSIVE, COMMERCIAL without detonator: UN Nos. 0442, 0443, 0444, 0445

Articles consisting of a charge of detonating explosive without means of initiation, used for explosive welding, jointing, forming and other metallurgical processes.

CHARGES, PROPELLING, FOR CANNON: UN Nos. 0242, 0279, 0414

Charges of propellant in any physical form for separate-loading ammunition for cannon.

CHARGES, PROPELLING: UN Nos. 0271, 0272, 0415, 0491

Articles consisting of a charge of a propellant charge in any physical form, with or without a casing, as a component of rocket motors or for reducing the drag of projectiles.

CHARGES, SHAPED, without detonator: UN Nos. 0059, 0439, 0440, 0441

Articles consisting of a casing containing a charge of detonating explosive with a cavity lined with rigid material, without means of initiation. They are designed to produce a powerful, penetrating jet effect.

CHARGES, SHAPED, FLEXIBLE, LINEAR: UN Nos. 0237, 0288

Articles consisting of a V-shaped core of a detonating explosive clad by a flexible sheath.

CHARGES, SUPPLEMENTARY, EXPLOSIVE: UN No. 0060

Articles consisting of a small removable booster placed in the cavity of a projectile between the fuze and the bursting charge.

COMPONENTS, EXPLOSIVE TRAIN, N.O.S.: UN Nos. 0382, 0383, 0384, 0461

Articles containing an explosive designed to transmit detonation or deflagration within an explosive train.

CONTRIVANCES, WATER-ACTIVATED with burster, expelling charge or propelling charge: UN Nos. 0248, 0249

Articles whose functioning depends upon physico-chemical reaction of their contents with water.

CORD, DETONATING, flexible: UN Nos. 0065, 0289

Article consisting of a core of detonating explosive enclosed in spun fabric and a plastics or other covering. The covering is not necessary if the spun fabric is sift-proof.

CORD (FUSE) DETONATING, metal clad: UN Nos. 0102, 0290

Article consisting of a core of detonating explosive clad by a soft metal tube with or without protective covering.

CORD (FUSE) DETONATING, MILD EFFECT, metal clad: UN No. 0104

Article consisting of a core of detonating explosive clad by a soft metal tube with or without a protective covering. The quantity of explosive substance is so small that only a mild effect is manifested outside the cord.

CORD, IGNITER: UN No. 0066

Article consisting of textile yarns covered with black powder or another fast burning pyrotechnic composition and of a flexible protective covering; or it consists of a core of black powder surrounded by a flexible woven fabric. It burns progressively along its length with an external flame and is used to transmit ignition from a device to a charge or primer.

CUTTERS, CABLE, EXPLOSIVE: UN No. 0070

Articles consisting of a knife-edged device which is driven by a small charge of deflagrating explosive into an anvil.

DETONATOR ASSEMBLIES, NON-ELECTRIC for blasting: UN Nos. 0360, 0361, 0500

Non-electric detonators assembled with and activated by such means as safety fuse, shock tube, flash tube or detonating cord. They may be of instantaneous design or incorporate delay elements. Detonating relays incorporating detonating cord are included.

DETONATORS, ELECTRIC for blasting: UN Nos. 0030, 0255, 0456

Articles specially designed for the initiation of blasting explosives. These detonators may be constructed to detonate instantaneously or may contain a delay element. Electric detonators are activated by an electric current.

DETONATORS FOR AMMUNITION: UN Nos. 0073, 0364, 0365, 0366

Articles consisting of a small metal or plastics tube containing explosives such as lead azide, PETN or combinations of explosives. They are designed to start a detonation train.

DETONATORS, NON-ELECTRIC for blasting: UN Nos. 0029, 0267, 0455

Articles specially designed for the initiation of blasting explosives. These detonators may be constructed to detonate instantaneously or may contain a delay element. Non-electric detonators are activated by such means as shock tube, flash tube, safety fuse, other igniferous device or flexible detonating cord. Detonating relays without detonating cord are included.

EXPLOSIVE, BLASTING, TYPE A: UN No. 0081

Substances consisting of liquid organic nitrates such as nitroglycerine or a mixture of such ingredients with one or more of the following: nitrocellulose; ammonium nitrate or other inorganic nitrates; aromatic nitro-derivatives, or combustible materials, such as wood-meal and aluminium powder. They may contain inert components such as kieselguhr, and additives such as colouring agents and stabilizers. Such explosives shall be in powdery, gelatinous or elastic form. The term includes dynamite; gelatine, blasting and gelatine dynamites.

EXPLOSIVE, BLASTING, TYPE B: UN Nos. 0082, 0331

Substances consisting of

- (a) a mixture of ammonium nitrate or other inorganic nitrates with an explosive such as trinitrotoluene, with or without other substances such as wood-meal and aluminium powder; or
- (b) a mixture of ammonium nitrate or other inorganic nitrates with other combustible substances which are not explosive ingredients. In both cases they may contain inert components such as kieselguhr, and additives such as colouring agents and stabilizers. Such explosives must not contain nitroglycerine, similar liquid organic nitrates or chlorates.

EXPLOSIVE, BLASTING, TYPE C: UN No. 0083

Substances consisting of a mixture of either potassium or sodium chlorate or potassium, sodium or ammonium perchlorate with organic nitro-derivatives or combustible materials such as wood-meal or aluminium powder or a hydrocarbon. They may contain inert components such as kieselguhr and additives such as colouring agents and stabilizers. Such explosives must not contain nitroglycerine or similar liquid organic nitrates.

EXPLOSIVE, BLASTING, TYPE D: UN No. 0084

Substances consisting of a mixture of organic nitrated compounds and combustible materials such as hydrocarbons and aluminium powder. They may contain inert components such as kieselguhr and additives such as colouring agents and stabilizers. Such explosives must not contain nitroglycerine, similar liquid organic nitrates, chlorates and ammonium nitrate. The term generally includes plastic explosives.

EXPLOSIVES, BLASTING, TYPE E: UN Nos. 0241, 0332

Substances consisting of water as an essential ingredient and high proportions of ammonium nitrate or other oxidizers, some or all of which are in solution. The other constituents may include nitro-derivatives such as trinitrotoluene, hydrocarbons or aluminium powder. They may contain inert components such as kieselguhr and additives such as colouring agents and stabilizers. The term includes explosives, emulsion, explosives, slurry and explosives, watergel.

FIREWORKS: UN Nos. 0333, 0334, 0335, 0336, 0337

Pyrotechnic articles designed for entertainment.

FLARES, AERIAL: UN Nos. 0093, 0403, 0404, 0420, 0421;

Articles containing pyrotechnic substances which are designed to be dropped from an aircraft to illuminate, identify, signal or warn.

FLARES, SURFACE: UN Nos. 0092, 0418, 0419

Articles containing pyrotechnic substances which are designed for use on the surface to illuminate, identify, signal or warn.

FLASH POWDER: UN Nos. 0094, 0305

Pyrotechnic substance which, when ignited, produces an intense light.

FRACTURING DEVICES, EXPLOSIVE without detonator, for oil wells: UN No. 0099

Articles consisting of a charge of detonating explosive contained in a casing without means of initiation. They are used to fracture the rock around a drill shaft to assist the flow of crude oil from the rock.

FUSE, IGNITER, tubular, metal clad: UN No. 0103

Article consisting of a metal tube with a core of deflagrating explosive.

FUSE, NON-DETONATING: UN No. 0101

Article consisting of cotton yarns impregnated with fine black powder (quickmatch). It burns with an external flame and is used in ignition trains for fireworks, etc.

FUSE, SAFETY: UN No. 0105

Article consisting of a core of fine grained black powder surrounded by a flexible woven fabric with one or more protective outer coverings. When ignited, it burns at a predetermined rate without any external explosive effect.

FUZES, DETONATING: UN Nos. 0106, 0107, 0257, 0367

Articles with explosive components designed to produce a detonation in ammunition. They incorporate mechanical, electrical, chemical or hydrostatic components to initiate the detonation. They generally incorporate protective features.

FUZES, DETONATING with protective features: UN Nos. 0408, 0409, 0410

Articles with explosive components designed to produce a detonation in ammunition. They incorporate mechanical, electrical, chemical or hydrostatic components to initiate the detonation. The detonating fuze must incorporate two or more effective protective features.

FUZES, IGNITING: UN Nos. 0316, 0317, 0368

Articles with primary explosive components designed to produce a deflagration in ammunition. They incorporate mechanical, electrical, chemical or hydrostatic components to start the deflagration. They generally incorporate protective features.

GRENADES, hand or rifle, with bursting charge: UN Nos. 0284, 0285

Articles which are designed to be thrown by hand or to be projected by a rifle. They are without means of initiation or with means of initiation containing two or more effective protective features.

GRENADES, hand or rifle, with bursting charge: UN Nos. 0292, 0293

Articles which are designed to be thrown by hand or to be projected by a rifle. They are with means of initiation not containing two or more effective protective features.

GRENADES, PRACTICE, hand or rifle: UN Nos. 0110, 0372, 0318, 0452

Articles without a main bursting charge which are designed to be thrown by hand or to be projected by a rifle. They contain the priming device and may contain a spotting charge.

HEXOTONAL: UN No. 0393

Substance consisting of an intimate mixture of cyclotrimethylene-trinitramine (RDX), trinitrotoluene (TNT) and aluminium.

HEXOLITE (HEXOTOL), dry or wetted with less than 15% water, by mass: UN No. 0118

Substance consisting of an intimate mixture of cyclotrimethylene-trinitramine (RDX) and trinitrotoluene (TNT). The term includes "Composition B".

IGNITERS: UN Nos. 0121, 0314, 0315, 0325, 0454

Articles containing one or more explosive substances designed to produce a deflagration in an explosive train. They may be actuated chemically, electrically or mechanically.

NOTE: The following articles: CORD, IGNITER; FUSE, IGNITER; FUSE, NON-DETONATING; FUZES, IGNITING; LIGHTERS, FUSE; PRIMERS, CAP TYPE; PRIMERS, TUBULAR are not included in this definition. They are listed separately.

JET PERFORATING GUNS, CHARGED, oil well, without detonator: UN Nos. 0124, 0494

Articles consisting of a steel tube or metallic strip, into which are inserted shaped charges connected by detonating cord, without means of initiation.

LIGHTERS, FUSE: UN No. 0131

Articles of various design actuated by friction, percussion or electricity and used to ignite safety fuse.

MINES with bursting charge: UN Nos. 0137, 0138

Articles consisting normally of metal or composition receptacles filled with a detonating explosive, without means of initiation or with means of initiation containing two or more effective protective features. They are designed to be operated by the passage of ships, vehicles or personnel. The term includes "Bangalore torpedoes".

MINES with bursting charge: UN Nos. 0136, 0294

Articles consisting normally of metal or composition receptacles filled with a detonating explosive, with means of initiation not containing two or more effective protective features. They are designed to be operated by the passage of ships, vehicles or personnel. The term includes "Bangalore torpedoes".

OCTOLITE (OCTOL), dry or wetted with less than 15% water, by mass: UN No. 0266

Substance consisting of an intimate mixture of cyclotetramethylene-tetranitramine (HMX) and trinitrotoluene (TNT).

OCTONAL: UN No. 0496

Substance consisting of an intimate mixture of cyclotetramethylenetetranitramine (HMX), trinitrotoluene (TNT) and aluminium.

PENTOLITE, dry or wetted with less than 15% water, by mass: UN No. 0151

Substance consisting of an intimate mixture of pentaerythrite tetranitrate (PETN) and trinitrotoluene (TNT).

POWDER CAKE (POWDER PASTE), WETTED with not less than 17% alcohol, by mass; **POWDER CAKE (POWDER PASTE), WETTED** with not less than 25% water, by mass: UN Nos. 0433, 0159

Substance consisting of nitrocellulose impregnated with not more than 60% of nitroglycerine or other liquid organic nitrates or a mixture of these.

POWDER, SMOKELESS: UN Nos. 0160, 0161, 0509

Substance based on nitrocellulose used as propellant. The term includes propellants with a single base (nitrocellulose (NC) alone), those with a double base (such as NC and nitroglycerine/(NG)) and those with a triple base (such as NC/NG/nitroguanidine).

NOTE: Cast, pressed or bag-charges of smokeless powder are listed under CHARGES, PROPELLING or CHARGES, PROPELLING, FOR CANON.

PRIMERS, CAP TYPE: UN Nos. 0044, 0377, 0378

Articles consisting of a metal or plastics cap containing a small amount of primary explosive mixture that is readily ignited by impact. They serve as igniting elements in small arms cartridges and in percussion primers for propelling charges.

PRIMERS, TUBULAR: UN Nos. 0319, 0320, 0376

Articles consisting of a primer for ignition and an auxiliary charge of deflagrating explosive such as black powder used to ignite the propelling charge in a cartridge case for cannon, etc.

PROJECTILES, inert with tracer: UN Nos. 0345, 0424, 0425

Articles such as a shell or bullet, which are projected from a cannon or other gun, rifle or other small arm.

PROJECTILES with burster or expelling charge: UN Nos. 0346, 0347

Articles such as a shell or bullet, which are projected from a cannon or other gun. They are without means of initiation or with means of initiation containing two or more effective protective features. They are used to scatter dyes for spotting or other inert materials.

PROJECTILES with burster or expelling charge: UN Nos. 0426, 0427

Articles such as a shell or bullet, which are projected from a cannon or other gun. They are with means of initiation not containing two or more effective protective features. They are used to scatter dyes for spotting or other inert materials.

PROJECTILES with burster or expelling charge: UN Nos. 0434, 0435

Articles such as a shell or bullet, which are projected from a cannon or other gun, rifle or other small arm. They are used to scatter dyes for spotting or other inert materials.

PROJECTILES with bursting charge: UN Nos. 0168, 0169, 0344

Articles such as a shell or bullet, which are projected from a cannon or other gun. They are without means of initiation or with means of initiation containing two or more effective protective features.

PROJECTILES with bursting charge: UN Nos. 0167, 0324

Articles such as a shell or bullet, which are projected from a cannon or other gun. They are with means of initiation not containing two or more effective protective features.

PROPELLANT, LIQUID: UN Nos. 0495, 0497

Substance consisting of a deflagrating liquid explosive, used for propulsion.

PROPELLANT, SOLID: UN Nos. 0498, 0499, 0501

Substance consisting of a deflagrating solid explosive, used for propulsion.

RELEASE DEVICES, EXPLOSIVE: UN No. 0173

Articles consisting of a small charge of explosive with means of initiation and rods or links. They sever the rods or links to release equipment quickly.

RIVETS, EXPLOSIVE: UN No. 0174

Articles consisting of a small charge of explosive inside a metallic rivet.

ROCKET MOTORS: UN Nos. 0186, 0280, 0281, 0510

Articles consisting of a charge of explosive, generally a solid propellant, contained in a cylinder fitted with one or more nozzles. They are designed to propel a rocket or a guided missile.

ROCKET MOTORS, LIQUID FUELLED: UN Nos. 0395, 0396

Articles consisting of a liquid fuel within a cylinder fitted with one or more nozzles. They are designed to propel a rocket or a guided missile.

ROCKET MOTORS WITH HYPERGOLIC LIQUIDS with or without expelling charge: UN Nos. 0322, 0250

Articles consisting of a hypergolic fuel contained in a cylinder fitted with one or more nozzles. They are designed to propel a rocket or a guided missile.

ROCKETS, LINE THROWING: UN Nos. 0238, 0240, 0453

Articles consisting of a rocket motor which is designed to extend a line.

ROCKETS, LIQUID FUELLED with bursting charge: UN Nos. 0397, 0398

Articles consisting of a liquid fuel within a cylinder fitted with one or more nozzles and fitted with a warhead. The term includes guided missiles.

ROCKETS with bursting charge: UN Nos. 0181, 0182

Articles consisting of a rocket motor and a warhead without means of initiation or with means of initiation containing two or more effective protective features. The term includes guided missiles.

ROCKETS with bursting charge: UN Nos. 0180, 0295

Articles consisting of a rocket motor and a warhead with means of initiation not containing two or more effective protective features. The term includes guided missiles.

ROCKETS with expelling charge: UN Nos. 0436, 0437, 0438

Articles consisting of a rocket motor and a charge to expel the payload from a rocket head. The term includes guided missiles.

ROCKETS with inert head: UN Nos. 0183, 0502

Articles consisting of a rocket motor and an inert head. The term includes guided missiles.

SAFETY DEVICES, PYROTECHNIC: UN No. 0503

Articles which contain pyrotechnic substances or dangerous goods of other classes and are used in vehicles, vessels or aircraft to enhance safety to persons. Examples are: air bag inflators, air bag modules, seat-belt pretensioners and pyromechanical devices. These pyromechanical devices are assembled components for tasks such as but not limited to separation, locking, or occupant restraint.

SAMPLES, EXPLOSIVE, other than initiating explosive UN No. 0190

New or existing explosive substances or articles, not yet assigned to a name in Table A of Chapter 3.2 and carried in conformity with the instructions of the competent authority and generally in small quantities, inter alia, for the purposes of testing, classification, research and development, or quality control, or as commercial samples.

NOTE: Explosive substances or articles already assigned to another name in Table A of Chapter 3.2 are not included in this definition.

SIGNAL DEVICES, HAND: UN Nos. 0191, 0373

Portable articles containing pyrotechnic substances which produce visual signals or warnings. The term includes small surface flares such as highway or railway flares and small distress flares.

SIGNALS, DISTRESS, ship: UN Nos. 0194, 0195, 0505, 0506

Articles containing pyrotechnic substances designed to produce signals by means of sound, flame or smoke or any combination thereof.

SIGNALS, RAILWAY TRACK, EXPLOSIVE: UN Nos. 0192, 0193, 0492, 0493

Articles containing a pyrotechnic substance which explodes with a loud report when the article is crushed. They are designed to be placed on a rail.

SIGNALS, SMOKE: UN Nos. 0196, 0197, 0313, 0487, 0507

Articles containing pyrotechnic substances which emit smoke. In addition they may contain devices for emitting audible signals.

SOUNDING DEVICES, EXPLOSIVE: UN Nos. 0374, 0375

Articles consisting of a charge of detonating explosive, without means of initiation or with means of initiation containing two or more effective protective features. They are dropped from ships and function when they reach a predetermined depth or the sea bed.

SOUNDING DEVICES, EXPLOSIVE: UN Nos. 0204, 0296

Articles consisting of a charge of detonating explosive with means of initiation not containing two or more effective protective features. They are dropped from ships and function when they reach a predetermined depth or the sea bed.

SUBSTANCES, EXPLOSIVE, VERY INSENSITIVE (SUBSTANCES, EVI), N.O.S.: UN No. 0482

Substances presenting a mass explosion hazard but which are so insensitive that there is very little probability of initiation or of transition from burning to detonation under normal conditions of transport, and which have passed Test Series 5.

TORPEDOES, LIQUID FUELLED with inert head: UN No. 0450

Articles consisting of a liquid explosive system to propel the torpedo through the water, with an inert head.

TORPEDOES, LIQUID FUELLED with or without bursting charge: UN No. 0449

Articles consisting of either a liquid explosive system to propel the torpedo through the water, with or without a warhead; or a liquid non-explosive system to propel the torpedo through the water, with a warhead.

TORPEDOES with bursting charge: UN No. 0451

Articles consisting of a non-explosive system to propel the torpedo through the water, and a warhead without means of initiation or with means of initiation containing two or more effective protective features.

TORPEDOES with bursting charge: UN No. 0329

Articles consisting of an explosive system to propel the torpedo through the water, and a warhead without means of initiation or with means of initiation containing two or more effective protective features.

TORPEDOES with bursting charge: UN No. 0330

Articles consisting of an explosive or non-explosive system to propel the torpedo through the water, and a warhead with means of initiation not containing two or more effective protective features.

TRACERS FOR AMMUNITION: UN Nos. 0212, 0306

Sealed articles containing pyrotechnic substances, designed to reveal the trajectory of a projectile.

TRITONAL: UN No. 0390

Substance consisting of trinitrotoluene (TNT) mixed with aluminium.

WARHEADS, ROCKET with burster or expelling charge: UN No. 0370

Articles consisting of an inert payload and a small charge of detonating or deflagrating explosive, without means of initiation or with means of initiation containing two or more effective protective features. They are designed to be fitted to a rocket motor to scatter inert material. The term includes warheads for guided missiles.

WARHEADS, ROCKET with burster or expelling charge: UN No. 0371

Articles consisting of an inert payload and a small charge of detonating or deflagrating explosive, with means of initiation not containing two or more effective protective features. They are designed to be fitted to a rocket motor to scatter inert material. The term includes warheads for guided missiles.

WARHEADS, ROCKET with bursting charge: UN Nos. 0286, 0287

Articles consisting of a detonating explosive, without means of initiation or with means of initiation containing two or more effective protective features. They are designed to be fitted to a rocket. The term includes warheads for guided missiles.

WARHEADS, ROCKET with bursting charge: UN No. 0369

Articles consisting of a detonating explosive, with means of initiation not containing two or more effective protective features. They are designed to be fitted to a rocket. The term includes warheads for guided missiles.

WARHEADS, TORPEDO with bursting charge: UN No. 0221

Articles consisting of a detonating explosive, without means of initiation or with means of initiation containing two or more effective protective features. They are designed to be fitted to a torpedo.

2.2.2 Class 2: Gases

2.2.2.1 Criteria

2.2.2.1.1 The heading of Class 2 covers pure gases, mixtures of gases, mixtures of one or more gases with one or more other substances and articles containing such substances.

A gas is a substance which:

- (a) at 50 °C has a vapour pressure greater than 300 kPa (3 bar); or
- (b) is completely gaseous at 20 °C at the standard pressure of 101.3 kPa.

NOTE 1: UN No. 1052 HYDROGEN FLUORIDE is nevertheless classified in Class 8.

2: A pure gas may contain other components deriving from its production process or added to preserve the stability of the product, provided that the level of these components does not change its classification or its conditions of carriage, such as filling ratio, filling pressure, test pressure.

3: N.O.S. entries in 2.2.2.3 may cover pure gases as well as mixtures.

2.2.2.1.2 The substances and articles of Class 2 are subdivided as follows:

1. *Compressed gas*: a gas which when packaged under pressure for carriage is entirely gaseous at -50 °C; this category includes all gases with a critical temperature less than or equal to -50 °C;
2. *Liquefied gas*: a gas which when packaged under pressure for carriage is partially liquid at temperatures above -50 °C. A distinction is made between:
 - High pressure liquefied gas*: a gas with a critical temperature above -50 °C and equal to or below +65 °C; and
 - Low pressure liquefied gas*: a gas with a critical temperature above +65 °C;
3. *Refrigerated liquefied gas*: a gas which when packaged for carriage is made partially liquid because of its low temperature;
4. *Dissolved gas*: a gas which when packaged under pressure for carriage is dissolved in a liquid phase solvent;
5. Aerosol dispensers and receptacles, small, containing gas (gas cartridges);
6. Other articles containing gas under pressure;
7. Non-pressurized gases subject to special requirements (gas samples);
8. Chemicals under pressure: liquids, pastes or powders, pressurized with a propellant that meets the definition of a compressed or liquefied gas and mixtures thereof;
9. *Adsorbed gas*: a gas which when packaged for carriage is adsorbed onto a solid porous material resulting in an internal receptacle pressure of less than 101.3 kPa at 20 °C and less than 300 kPa at 50 °C.

2.2.2.1.3 Substances and articles (except aerosols and chemicals under pressure) of Class 2 are assigned to one of the following groups according to their hazardous properties, as follows:

- A asphyxiant;
- O oxidizing;
- F flammable;
- T toxic;
- TF toxic, flammable;
- TC toxic, corrosive;
- TO toxic, oxidizing;
- TFC toxic, flammable, corrosive;
- TOC toxic, oxidizing, corrosive.

For gases and gas mixtures presenting hazardous properties associated with more than one group according to the criteria, the groups designated by letter T take precedence over all other groups. The groups designated by letter F take precedence over the groups designated by letters A or O.

NOTE 1: In the UN Model Regulations, the IMDG Code and the ICAO Technical Instructions, gases are assigned to one of the following three divisions, based on the primary hazard:

Division 2.1: flammable gases (corresponding to the groups designated by the capital letter F);

Division 2.2: non-flammable, non-toxic gases (corresponding to the groups designated by the capital letters A or O);

Division 2.3: toxic gases (corresponding to the groups designated by the capital letter T (i.e. T, TF, TC, TO, TFC and TOC).

2: Receptacles, small containing gas (UN No. 2037) shall be assigned to the groups A to TOC according to the hazard of the contents. For aerosols (UN No. 1950), see 2.2.2.1.6. For chemicals under pressure (UN Nos. 3500 to 3505), see 2.2.2.1.7.

3: Corrosive gases are considered to be toxic, and are therefore assigned to the group TC, TFC or TOC.

2.2.2.1.4 If a mixture of Class 2 mentioned by name in Table A of Chapter 3.2 meets different criteria as mentioned in 2.2.2.1.2 and 2.2.2.1.5, this mixture shall be classified according to the criteria and assigned to an appropriate N.O.S. entry.

2.2.2.1.5 Substances and articles (except aerosols and chemicals under pressure) of Class 2 which are not mentioned by name in Table A of Chapter 3.2 shall be classified under a collective entry listed in 2.2.2.3 in accordance with 2.2.2.1.2 and 2.2.2.1.3. The following criteria shall apply:

Asphyxiant gases

Gases which are non-oxidizing, non-flammable and non-toxic and which dilute or replace oxygen normally in the atmosphere.

Flammable gases

Gases which at 20 °C and a standard pressure of 101.3 kPa:

- (a) are ignitable when in a mixture of 13% or less by volume with air; or
- (b) have a flammable range with air of at least 12 percentage points regardless of the lower flammable limit.

Flammability shall be determined by tests or by calculation, in accordance with methods adopted by ISO (see ISO 10156:2010).

Where insufficient data are available to use these methods, tests by a comparable method recognized by the competent authority of the country of origin may be used.

If the country of origin is not an RID Contracting State these methods shall be recognized by the competent authority of the first RID Contracting State reached by the consignment.

Oxidizing gases

Gases, which may, generally by providing oxygen, cause or contribute to the combustion of other material more than air does. These are pure gases or gas mixtures with an oxidizing power greater than 23.5% as determined by a method specified in ISO 10156:2010.

Toxic gases

NOTE: Gases meeting the criteria for toxicity in part or completely owing to their corrosivity are to be classified as toxic. See also the criteria under the heading "Corrosive gases" for a possible subsidiary corrosivity hazard.

Gases which:

- (a) are known to be so toxic or corrosive to humans as to pose a hazard to health; or
- (b) are presumed to be toxic or corrosive to humans because they have a LC₅₀ value for acute toxicity equal to or less than 5 000 ml/m³ (ppm) when tested in accordance with 2.2.61.1.

In the case of gas mixtures (including vapours of substances from other classes) the following formula may be used:

$$LC_{50} \text{ Toxic (mixture)} = \frac{1}{\sum_{i=1}^n \frac{f_i}{T_i}}$$

where

f_i = mole fraction of the i^{th} component substance of the mixture;

T_i = toxicity index of the i^{th} component substance of the mixture. The T_i equals the LC₅₀ value as found in packing instruction P200 of 4.1.4.1. When no LC₅₀ value is listed in packing instruction P200 of 4.1.4.1, a LC₅₀ value available in scientific literature shall be used. When the LC₅₀ value is unknown, the toxicity index is determined by using the lowest LC₅₀ value of substances of similar physiological and chemical effects, or through testing if this is the only practical possibility.

Corrosive gases

Gases or gas mixtures meeting the criteria for toxicity completely owing to their corrosivity are to be classified as toxic with a subsidiary hazard of corrosivity.

A gas mixture that is considered to be toxic due to the combined effects of corrosivity and toxicity has a subsidiary risk of corrosivity when the mixture is known by human experience to be destructive to the skin, eyes or mucous membranes or when the LC₅₀ value of the corrosive components of the mixture is equal to or less than 5 000 ml/m³ (ppm) when the LC₅₀ is calculated by the formula:

$$LC_{50} \text{ Corrosive (mixture)} = \frac{1}{\sum_{i=1}^n \frac{fc_i}{Tc_i}}$$

where

fc_i = mole fraction of the ith corrosive component substance of the mixture;

Tc_i = toxicity index of the ith corrosive component substance of the mixture. The Tc_i equals the LC₅₀ value as found in packing instruction P200 of 4.1.4.1. When no LC₅₀ value is listed in packing instruction P200 of 4.1.4.1, a LC₅₀ value available in scientific literature shall be used. When the LC₅₀ value is unknown the toxicity index is determined by using the lowest LC₅₀ value of substances of similar physiological and chemical effects, or through testing if this is the only practical possibility.

2.2.2.1.6 Aerosols

Aerosols (UN No. 1950) are assigned to one of the following groups according to their hazardous properties, as follows:

A	asphyxiant;
O	oxidizing;
F	flammable;
T	toxic;
C	corrosive;
CO	corrosive, oxidizing;
FC	flammable, corrosive;
TF	toxic, flammable;
TC	toxic, corrosive;
TO	toxic, oxidizing;
TFC	toxic, flammable, corrosive
TOC	toxic, oxidizing, corrosive.

The classification depends on the nature of the contents of the aerosol dispenser.

NOTE: Gases, which meet the definition of toxic gases according to 2.2.2.1.5 and gases identified as "Considered as pyrophoric" by table note c of Table 2 of packing instruction P 200 in 4.1.4.1, shall not be used as a propellant in an aerosol dispenser. Aerosols with contents meeting the criteria for packing group I for toxicity or corrosivity shall not be accepted for carriage (see also 2.2.2.2.2).

The following criteria shall apply:

- Assignment to group A shall apply when the contents do not meet the criteria for any other group according to sub-paragraphs (b) to (f) below;
- Assignment to group O shall apply when the aerosol contains an oxidizing gas according to 2.2.2.1.5;
- Assignment to group F shall apply if the contents include 85% by mass or more flammable components and the chemical heat of combustion is 30 kJ/g or more.

It shall not apply if the contents contain 1% by mass or less flammable components and the heat of combustion is less than 20 kJ/g.

Otherwise the aerosol shall be tested for flammability in accordance with the tests described in the Manual of Tests and Criteria, Part III, section 31. Extremely flammable and flammable aerosols shall be assigned to group F.

NOTE: Flammable components are flammable liquids, flammable solids or flammable gases and gas mixtures as defined in Notes 1 to 3 of sub-section 31.1.3 of Part III of the Manual of Tests and Criteria. This designation does not cover pyrophoric, self-heating or water-reactive substances. The chemical heat of combustion shall be determined by one of the following methods: ASTM D 240, ISO/FDIS 13943:1999 (E/F) 86.1 to 86.3 or NFPA 30B;

- Assignment to group T shall apply when the contents, other than the propellant of aerosol dispensers to be ejected, are classified as Class 6.1, packing groups II or III;
- Assignment to group C shall apply when the contents, other than the propellant of aerosol dispensers to be ejected, meet the criteria for Class 8, packing groups II or III;
- When the criteria for more than one group amongst groups O, F, T, and C are met, assignment to groups CO, FC, TF, TC TO, TFC or TOC shall apply, as relevant.

2.2.2.1.7 Chemicals under pressure

Chemicals under pressure (UN Nos. 3500 to 3505) are assigned to one of the following groups according to their hazardous properties, as follows:

- A asphyxiant;
- F flammable;
- T toxic;
- C corrosive;
- FC flammable, corrosive;
- TF toxic, flammable.

The classification depends on the hazard characteristics of the components in the different states:

The propellant;

The liquid; or

The solid.

NOTE 1: Gases, which meet the definition of toxic gases or of oxidizing gases according to 2.2.2.1.5 or gases identified as "Considered as pyrophoric" by table note c of Table 2 of packing instruction P 200 in 4.1.4.1, shall not be used as a propellant in chemicals under pressure.

2: Chemicals under pressure with contents meeting the criteria for packing group I for toxicity or corrosivity or with contents meeting both the criteria for packing group II or III for toxicity and for packing group II or III for corrosivity shall not be accepted for carriage under these UN numbers.

3: Chemicals under pressure with components meeting the properties of Class 1; liquid desensitized explosives of Class 3; self-reactive substances and solid desensitized explosives of Class 4.1; Class 4.2; Class 4.3; Class 5.1; Class 5.2; Class 6.2; or Class 7, shall not be used for carriage under these UN numbers.

4: A chemical under pressure in an aerosol dispenser shall be carried under UN No. 1950.

The following criteria shall apply:

- (a) Assignment to group A shall apply when the contents do not meet the criteria for any other group according to sub-paragraphs (b) to (e) below;
- (b) Assignment to group F shall apply if one of the components, which can be a pure substance or a mixture, needs to be classified as flammable. Flammable components are flammable liquids and liquid mixtures, flammable solids and solid mixtures or flammable gases and gas mixtures meeting the following criteria:
 - (i) A flammable liquid is a liquid having a flashpoint of not more than 93 °C;
 - (ii) A flammable solid is a solid which meets the criteria in 2.2.41.1;
 - (iii) A flammable gas is a gas which meets the criteria in 2.2.2.1.5;
- (c) Assignment to group T shall apply when the contents, other than the propellant, are classified as dangerous goods of Class 6.1, packing groups II or III;
- (d) Assignment to group C shall apply when the contents, other than the propellant, are classified as dangerous goods of Class 8, packing groups II or III;
- (e) When the criteria for two groups amongst groups F, T, and C are met, assignment to groups FC or TF shall apply, as relevant.

2.2.2.2 Gases not accepted for carriage

2.2.2.2.1 Chemically unstable gases of Class 2 shall not be accepted for carriage unless the necessary precautions have been taken to prevent the possibility of a dangerous decomposition or polymerization under normal conditions of carriage or unless carried in accordance with special packing provision (r) of packing instruction P 200 (10) of 4.1.4.1, as applicable. For the precautions necessary to prevent polymerization, see special provision 386 of Chapter 3.3. To this end particular care shall be taken to ensure that receptacles and tanks do not contain any substances liable to promote these reactions.

2.2.2.2.2 The following substances and mixtures shall not be accepted for carriage:

- UN No. 2186 HYDROGEN CHLORIDE, REFRIGERATED LIQUID;
- UN No. 2421 NITROGEN TRIOXIDE;
- UN No. 2455 METHYL NITRITE;
- Refrigerated liquefied gases which cannot be assigned to classification codes 3A, 3O or 3F;
- Dissolved gases which cannot be classified under UN Nos. 1001, 2073 or 3318;
- Aerosols where gases which are toxic according to 2.2.2.1.5 or pyrophoric according to packing instruction P200 in 4.1.4.1 are used as propellants;
- Aerosols with contents meeting the criteria for packing group I for toxicity or corrosivity (see 2.2.61 and 2.2.8);

- Receptacles, small, containing gases which are very toxic (LC₅₀ lower than 200 ppm) or pyrophoric according to packing instruction P200 in 4.1.4.1.

2.2.2.3

List of collective entries

Compressed gases		
Classificationcode	UN No.	Name of the substance or article
1 A	1956	COMPRESSED GAS, N.O.S.
1 O	3156	COMPRESSED GAS, OXIDIZING, N.O.S.
1 F	1964	HYDROCARBON GAS MIXTURE, COMPRESSED, N.O.S.
	1954	COMPRESSED GAS, FLAMMABLE, N.O.S.
1 T	1955	COMPRESSED GAS, TOXIC, N.O.S.
1 TF	1953	COMPRESSED GAS, TOXIC, FLAMMABLE, N.O.S.
1 TC	3304	COMPRESSED GAS, TOXIC, CORROSIVE, N.O.S.
1 TO	3303	COMPRESSED GAS, TOXIC, OXIDIZING, N.O.S.
1 TFC	3305	COMPRESSED GAS, TOXIC, FLAMMABLE, CORROSIVE, N.O.S.
1 TOC	3306	COMPRESSED GAS, TOXIC, OXIDIZING, CORROSIVE, N.O.S.

Liquefied gases		
Classificationcode	UN No.	Name of the substance or article
2 A	1058	LIQUEFIED GASES, non-flammable, charged with nitrogen, carbon dioxide or air
	1078	REFRIGERANT GAS, N.O.S. such as mixtures of gases, Indicated by the letter R..., which as: Mixture F1, have a vapour pressure at 70 °C not exceeding 1.3 MPa (13 bar) and a density at 50 °C not lower than that of dichlorofluoromethane (1.30 kg/l); Mixture F2, have a vapour pressure at 70 °C not exceeding 1.9 MPa (19 bar) and a density at 50 °C not lower than that of dichlorodifluoromethane (1.21 kg/l); Mixture F3, have a vapour pressure at 70 °C not exceeding 3 MPa (30 bar) and a density at 50 °C not lower than that of chlorodifluoromethane (1.09 kg/l). NOTE: Trichlorofluoromethane (Refrigerant R 11), 1,1,2-trichloro-1,2,2-trifluoroethane (Refrigerant R 113), 1,1,1-trichloro-2,2,2-trifluoroethane (Refrigerant R 113a), 1-chloro-1,2,2-trifluoroethane (Refrigerant R 133) and 1-chloro-1,1,2-trifluoroethane (Refrigerant R 133b) are not substances of Class 2. They may, however, enter into the composition of mixtures F1 to F3.
	1968	INSECTICIDE GAS, N.O.S.
	3163	LIQUEFIED GAS, N.O.S.
	3157	LIQUEFIED GAS, OXIDIZING, N.O.S.
2 O	3157	LIQUEFIED GAS, OXIDIZING, N.O.S.
2 F	1010	BUTADIENES AND HYDROCARBON MIXTURE, STABILIZED, having a vapour pressure at 70 °C not exceeding 1.1 MPa (11 bar) and a density at 50 °C not lower than 0.525 kg/l. NOTE: Butadienes, stabilized are also classified under UN No. 1010, see Table A of chapter 3.2.
	1060	METHYLACETYLENE AND PROPADIENE MIXTURE, STABILIZED such as mixtures of methylacetylene and propadiene with hydrocarbons, which as: Mixture P1, contain not more than 63% methylacetylene and propadiene by volume and not more than 24% propane and propylene by volume, the percentage of C ₄ -saturated hydrocarbons being not less than 14% by volume; and as Mixture P2, contain not more than 48% methylacetylene and propadiene by volume and not more than 50% propane and propylene by volume, the percentage of C ₄ -saturated hydrocarbons being not less than 5% by volume, as well as mixtures of propadiene with 1 to 4% methylacetylene.

Liquefied gases (cont'd)		
Classification code	UN No.	Name of the substance or article
2F (cont'd)	1965	HYDROCARBON GAS MIXTURE, LIQUEFIED, N.O.S. such as mixtures, which as: Mixture A, have a vapour pressure at 70 °C not exceeding 1.1 MPa (11 bar) and a density at 50 °C not lower than 0.525 kg/l; Mixture A01, have a vapour pressure at 70 °C not exceeding 1.6 MPa (16 bar) and a relative density at 50 °C not lower than 0.516 kg/l; Mixture A02, have a vapour pressure at 70 °C not exceeding 1.6 MPa (16 bar) and a relative density at 50 °C not lower than 0.505 kg/l; Mixture A0, have a vapour pressure at 70 °C not exceeding 1.6 MPa (16 bar) and a density at 50 °C not lower than 0.495 kg/l; Mixture A1, have a vapour pressure at 70 °C not exceeding 2.1 MPa (21 bar) and a density at 50 °C not lower than 0.485 kg/l; Mixture B1 have a vapour pressure at 70 °C not exceeding 2.6 MPa (26 bar) and a relative density at 50 °C not lower than 0.474 kg/l; Mixture B2 have a vapour pressure at 70 °C not exceeding 2.6 MPa (26 bar) and a relative density at 50 °C not lower than 0.463 kg/l; Mixture B, have a vapour pressure at 70 °C not exceeding 2.6 MPa (26 bar) and a density at 50 °C not lower than 0.450 kg/l; Mixture C, have a vapour pressure at 70 °C not exceeding 3.1 MPa (31 bar) and a relative density at 50 °C not lower than 0.440 kg/l; NOTE 1: In the case of the foregoing mixtures, the use of the following names customary in the trade is permitted for describing these substances: for mixtures A, A01, A02 and A0: BUTANE; for mixture C: PROPANE. 2: UN No. 1075 PETROLEUM GASES, LIQUEFIED may be used as an alternative entry for UN No. 1965 HYDROCARBON GAS MIXTURE LIQUEFIED, N.O.S. for carriage prior to or following maritime or air carriage.
	3354	INSECTICIDE GAS, FLAMMABLE, N.O.S.
	3161	LIQUEFIED GAS, FLAMMABLE, N.O.S.
2 T	1967	INSECTICIDE GAS, TOXIC, N.O.S.
	3162	LIQUEFIED GAS, TOXIC, N.O.S.
2 TF	3355	INSECTICIDE GAS, TOXIC, FLAMMABLE, N.O.S.
	3160	LIQUEFIED GAS, TOXIC, FLAMMABLE, N.O.S.
2 TC	3308	LIQUEFIED GAS, TOXIC, CORROSIVE, N.O.S.
2 TO	3307	LIQUEFIED GAS, TOXIC, OXIDIZING, N.O.S.
2 TFC	3309	LIQUEFIED GAS, TOXIC, FLAMMABLE, CORROSIVE, N.O.S.
2 TOC	3310	LIQUEFIED GAS, TOXIC, OXIDIZING, CORROSIVE, N.O.S.

Refrigerated liquefied gases		
Classification code	UN No.	Name of the substance or article
3 A	3158	GAS, REFRIGERATED LIQUID, N.O.S.
3 O	3311	GAS, REFRIGERATED LIQUID, OXIDIZING, N.O.S.
3 F	3312	GAS, REFRIGERATED LIQUID, FLAMMABLE, N.O.S.

Dissolved gases		
Classification code	UN No.	Name of the substance or article
4		Only substances listed in Table A of Chapter 3.2 are to be accepted for carriage.

Aerosols and receptacles, small, containing gas		
Classification code	UN No.	Name of the substance or article
5	1950	AEROSOLS
	2037	RECEPTACLES, SMALL CONTAINING GAS (GAS CARTRIDGES) without a release device, non-refillable

Other articles containing gas under pressure		
Classification code	UN No.	Name of the substance or article
6A	2857	REFRIGERATING MACHINES containing non-flammable, non-toxic gases or ammonia solutions (UN 2672)
	3164	ARTICLES, PRESSURIZED, PNEUMATIC (containing non-flammable gas) or
	3164	ARTICLES, PRESSURIZED, HYDRAULIC (containing non-flammable gas)
	3538	ARTICLES CONTAINING NON-FLAMMABLE, NON TOXIC GAS, N.O.S.
6F	3150	DEVICES, SMALL, HYDROCARBON GAS POWERED or
	3150	HYDROCARBON GAS REFILLS FOR SMALL DEVICES, with release device
	3478	FUEL CELL CARTRIDGES, containing liquefied flammable gas or
	3478	FUEL CELL CARTRIDGES CONTAINED IN EQUIPMENT, containing liquefied flammable gas or
	3478	FUEL CELL CARTRIDGES PACKED WITH EQUIPMENT, containing liquefied flammable gas
	3479	FUEL CELL CARTRIDGES, containing hydrogen in metal hydride or
	3479	FUEL CELL CARTRIDGES CONTAINED IN EQUIPMENT, containing hydrogen in metal hydride or
	3479	FUEL CELL CARTRIDGES PACKED WITH EQUIPMENT, containing hydrogen in metal hydride
	3529	ENGINE, INTERNAL COMBUSTION, FLAMMABLE GAS POWERED or
	3529	ENGINE, FUEL CELL, FLAMMABLE GAS POWERED or
	3529	MACHINERY, INTERNAL COMBUSTION, FLAMMABLE GAS POWERED or
	3529	MACHINERY, FUEL CELL, FLAMMABLE GAS POWERED
	3537	ARTICLES CONTAINING FLAMMABLE GAS, N.O.S.
6T	3539	ARTICLES CONTAINING TOXIC GAS, N.O.S.

Gas samples		
Classification code	UN No.	Name of the substance or article
7 F	3167	GAS SAMPLE, NON-PRESSURIZED, FLAMMABLE, N.O.S., not refrigerated liquid
7 T	3169	GAS SAMPLE, NON-PRESSURIZED, TOXIC, N.O.S., not refrigerated liquid
7 TF	3168	GAS SAMPLE, NON-PRESSURIZED, TOXIC, FLAMMABLE, N.O.S., not refrigerated liquid

Chemicals under pressure		
Classification code	UN No.	Name of the substance or article
8 A	3500	CHEMICAL UNDER PRESSURE, N.O.S.
8 F	3501	CHEMICAL UNDER PRESSURE, FLAMMABLE, N.O.S.
8 T	3502	CHEMICAL UNDER PRESSURE, TOXIC, N.O.S.
8 C	3503	CHEMICAL UNDER PRESSURE, CORROSIVE, N.O.S.
8 TF	3504	CHEMICAL UNDER PRESSURE, FLAMMABLE, TOXIC, N.O.S.
8 FC	3505	CHEMICAL UNDER PRESSURE, FLAMMABLE, CORROSIVE, N.O.S.

Adsorbed gases		
Classification code	UN No.	Name of the substance or article
9 A	3511	ADSORBED GAS, N.O.S.
9 O	3513	ADSORBED GAS, OXIDIZING, N.O.S.
9 F	3510	ADSORBED GAS, FLAMMABLE, N.O.S.
9 T	3512	ADSORBED GAS, TOXIC, N.O.S.
9 TF	3514	ADSORBED GAS, TOXIC, FLAMMABLE, N.O.S.
9 TC	3516	ADSORBED GAS, TOXIC, CORROSIVE, N.O.S.
9 TO	3515	ADSORBED GAS, TOXIC, OXIDIZING, N.O.S.
9 TFC	3517	ADSORBED GAS, TOXIC, FLAMMABLE, CORROSIVE, N.O.S.
9 TOC	3518	ADSORBED GAS, TOXIC, OXIDIZING, CORROSIVE, N.O.S.

2.2.3 Class 3: Flammable liquids

2.2.3.1 Criteria

2.2.3.1.1 The heading of Class 3 covers substances and articles containing substances of this Class which:

- are liquids according to subparagraph (a) of the definition for "liquid" in 1.2.1;
- have at 50 °C a vapour pressure of not more than 300 kPa (3 bar) and are not completely gaseous at 20 °C and at standard pressure of 101.3 kPa; and
- have a flash-point of not more than 60 °C (see 2.3.3.1 for the relevant test).

The heading of Class 3 also covers liquid substances and molten solid substances with a flash-point of more than 60 °C and which are carried or handed over for carriage whilst heated at temperatures equal to or higher than their flash-point. These substances are assigned to UN No. 3256.

The heading of Class 3 also covers liquid desensitized explosives. Liquid desensitized explosives are explosive substances which are dissolved or suspended in water or other liquid substances, to form a homogeneous liquid mixture to suppress their explosive properties. Such entries in Table A of Chapter 3.2 are UN Nos. 1204, 2059, 3064, 3343, 3357 and 3379.

NOTE 1: Substances having a flash-point above 35 °C which do not sustain combustion according to the criteria of sub-section 32.2.5 of Part III of the Manual of Tests and Criteria, are not substances of Class 3; if, however, these substances are handed over for carriage and carried whilst heated at temperatures equal to or higher than their flash-point, they are substances of Class 3.

2: By derogation from paragraph 2.2.3.1.1 above, diesel fuel, gasoil, heating oil (light) including synthetically manufactured products having a flash-point above 60 °C and not more than 100 °C shall be deemed substances of Class 3, UN No. 1202.

3: Flammable liquids which are highly toxic by inhalation, as defined in 2.2.61.1.4 to 2.2.61.1.9, and toxic substances having a flash-point of 23 °C or above are substances of Class 6.1 (see 2.2.61.1). Liquids which are highly toxic by inhalation are indicated as "toxic by inhalation" in their proper shipping name in Column (2) or by special provision 354 in Column (6) of Table A of Chapter 3.2.

4: Flammable liquid substances and preparations used as pesticides, which are highly toxic, toxic or slightly toxic and have a flash-point of 23 °C or above are substances of Class 6.1 (see 2.2.61.1).

2.2.3.1.2 The substances and articles of Class 3 are subdivided as follows:

F Flammable liquids, without subsidiary hazard and articles containing such substances:

F1 Flammable liquids having a flash-point of or below 60 °C;

F2 Flammable liquids having a flash-point above 60 °C which are carried or handed over for carriage at or above their flash-point (elevated temperature substances);

F3 Articles containing flammable liquids;

FT Flammable liquids, toxic:

FT1 Flammable liquids, toxic;

FT2 Pesticides;

FC Flammable liquids, corrosive;

FTC Flammable liquids, toxic, corrosive;

D Liquid desensitized explosives.

2.2.3.1.3 Substances and articles classified in Class 3 are listed in Table A of Chapter 3.2. Substances not mentioned by name in Table A of Chapter 3.2 shall be assigned to the relevant entry of 2.2.3.3 and the relevant packing group in accordance with the provisions of this section. Flammable liquids shall be assigned to one of the following packing groups according to the degree of danger they present for carriage:

Packing group	Flash-point (closed cup)	Initial boiling point
I	-	≤ 35 °C
II ^(a)	< 23 °C	> 35 °C
III ^(a)	≥ 23 °C and ≤ 60 °C	> 35 °C

(a) See also 2.2.3.1.4.

For a liquid with (a) subsidiary hazard(s), the packing group determined in accordance with the table above and the packing group based on the severity of the subsidiary hazard(s) shall be considered; the classification and packing group shall then be determined in accordance with the table of precedence of hazards in 2.1.3.10.

2.2.3.1.4 Viscous flammable liquids such as paints, enamels, lacquers, varnishes, adhesives and polishes having a flash-point of less than 23 °C may be assigned to packing group III in conformity with the procedures prescribed in the Manual of Tests and Criteria, Part III, sub-section 32.3, provided that:

(a) The viscosity³ and flash-point are in accordance with the following Table:

Kinematic viscosity (extrapolated) ν (at near-zero shear rate) mm^2/s at 23 °C	Flow-time t in seconds	Jet diameter (mm)	Flash-point, closed-cup (°C)
20 < ν ≤ 80	20 < t ≤ 60	4	above 17
80 < ν ≤ 135	60 < t ≤ 100	4	above 10
135 < ν ≤ 220	20 < t ≤ 32	6	above 5
220 < ν ≤ 300	32 < t ≤ 44	6	above -1
300 < ν ≤ 700	44 < t ≤ 100	6	above -5
700 < ν	100 < t	6	no limit

(b) Less than 3% of the clear solvent layer separates in the solvent separation test;

(c) The mixture or any separated solvent does not meet the criteria for Class 6.1 or Class 8;

(d) The substances are packed in receptacles of not more than 450 litre capacity.

NOTE: These provisions also apply to mixtures containing no more than 20% nitrocellulose with a nitrogen content not exceeding 12.6% by dry mass. Mixtures containing more than 20% but not more than 55% nitrocellulose with a nitrogen content not exceeding 12.6% by dry mass are substances assigned to UN No. 2059.

Mixtures having a flash-point below 23 °C and containing:

- more than 55% nitrocellulose, whatever their nitrogen content; or
 - not more than 55% nitrocellulose with a nitrogen content above 12.6% by dry mass,
- are substances of Class 1 (UN Nos. 0340 or 0342) or of Class 4.1 (UN Nos. 2555, 2556 or 2557).

2.2.3.1.5 *Viscous liquids*

2.2.3.1.5.1 Except as provided for in 2.2.3.1.5.2, viscous liquids which:

- have a flash-point of 23 °C or above and less than or equal to 60 °C;
- are not toxic, corrosive or environmentally hazardous;
- contain not more than 20% nitrocellulose provided the nitrocellulose contains not more than 12.6% nitrogen by dry mass; and
- are packed in receptacles of not more than 450 litre capacity;

are not subject to RID, if:

(a) in the solvent separation test (see Manual of Tests and Criteria, Part III, sub-section 32.5.1), the height of the separated layer of solvent is less than 3% of the total height; and

(b) the flowtime in the viscosity test (see Manual of Tests and Criteria, Part III, sub-section 32.4.3), with a jet diameter of 6 mm is equal to or greater than:

- (i) 60 seconds; or
- (ii) 40 seconds if the viscous liquid contains not more than 60% of Class 3 substances.

2.2.3.1.5.2 Viscous liquids which are also environmentally hazardous, but meet all other criteria in 2.2.3.1.5.1, are not subject to any other provisions of RID when they are carried in single or combination packagings containing a net quantity per single or inner packaging of 5 litres or less, provided the packagings meet the general provisions of 4.1.1.1, 4.1.1.2 and 4.1.1.4 to 4.1.1.8.

2.2.3.1.6 If substances of Class 3, as a result of admixtures, come into categories of hazard different from those to which the substances mentioned by name in Table A of Chapter 3.2 belong, these mixtures or solutions shall be assigned to the entries to which they belong on the basis of their actual degree of danger.

NOTE: For the classification of solutions and mixtures (such as preparations and wastes) see also 2.1.3.

2.2.3.1.7 On the basis of the test procedures in accordance with 2.3.3.1 and 2.3.4, and the criteria set out in 2.2.3.1.1, it may also be determined whether the nature of a solution or a mixture mentioned by name or containing a substance mentioned by name is such that the solution or mixture is not subject to the provisions for this Class (see also 2.1.3).

³ Viscosity determination: Where the substance concerned is non-Newtonian, or where a flow cup method of viscosity determination is otherwise unsuitable, a variable shear-rate viscometer shall be used to determine the dynamic viscosity coefficient of the substance, at 23 °C, at a number of shear rates. The values obtained are plotted against shear rate and then extrapolated to zero shear rate. The dynamic viscosity thus obtained, divided by the density, gives the apparent kinematic viscosity at near-zero shear rate.

2.2.3.2 Substances not accepted for carriage

- 2.2.3.2.1** Substances of Class 3 which are liable to form peroxides easily (as happens with ethers or with certain heterocyclic oxygenated substances) shall not be accepted for carriage if their peroxide content, calculated as hydrogen peroxide (H_2O_2), exceeds 0.3%. The peroxide content shall be determined as indicated in 2.3.3.3.
- 2.2.3.2.2** Chemically unstable substances of Class 3 shall not be accepted for carriage unless the necessary precautions have been taken to prevent the possibility of a dangerous decomposition or polymerization under normal conditions of carriage. For the precautions necessary to prevent polymerization, see special provision 386 of Chapter 3.3. To this end particular care shall be taken to ensure that receptacles and tanks do not contain any substances liable to promote these reactions.
- 2.2.3.2.3** Liquid desensitized explosives other than those listed in Table A of Chapter 3.2 shall not be accepted for carriage as substances of Class 3.

2.2.3.3

List of collective entries

Subsidiary hazard	Classification code	UN No.	Name of the substance or article
-------------------	---------------------	--------	----------------------------------

Flammable liquids and articles containing such substances

		1133 ADHESIVES containing flammable liquid 1136 COAL TAR DISTILLATES, FLAMMABLE 1139 COATING SOLUTION (includes surface treatments or coatings used for industrial or other purposes such as vehicle undercoating, drum or barrel lining) 1169 EXTRACTS, AROMATIC, LIQUID 1197 EXTRACTS, FLAVOURING, LIQUID 1210 PRINTING INK, flammable or 1210 PRINTING INK RELATED MATERIAL (including printing ink thinning or reducing compound), flammable 1263 PAINT (including paint, lacquer, enamel, stain, shellac, varnish, polish, liquid filler and liquid lacquer base) or 1263 PAINT RELATED MATERIAL (including paint thinning or reducing compound) 1266 PERFUMERY PRODUCTS with flammable solvents 1293 TINCTURES, MEDICINAL 1306 WOOD PRESERVATIVES, LIQUID 1866 RESIN SOLUTION, flammable 1999 TARS, LIQUID, including road oils, and cutback bitumens 3065 ALCOHOLIC BEVERAGES 1224 KETONES, LIQUID, N.O.S. 1268 PETROLEUM DISTILLATES, N.O.S. or 1268 PETROLEUM PRODUCTS, N.O.S. 1987 ALCOHOLS, N.O.S. 1989 ALDEHYDES, N.O.S. 2319 TERPENE HYDROCARBONS, N.O.S. 3271 ETHERS, N.O.S. 3272 ESTERS, N.O.S. 3295 HYDROCARBONS, LIQUID, N.O.S. 3336 MERCAPTANS, LIQUID, FLAMMABLE, N.O.S. or 3336 MERCAPTANS MIXTURE, LIQUID, FLAMMABLE, N.O.S. 1993 FLAMMABLE LIQUID, N.O.S.
	F1	
without subsidiary hazard F	F2 elevated temperature	3256 ELEVATED TEMPERATURE LIQUID, FLAMMABLE, N.O.S., with flash-point above 60 °C, at or above its flash-point
	F3 articles	3269 POLYESTER RESIN KIT, liquid base material 3473 FUEL CELL CARTRIDGES or 3473 FUEL CELL CARTRIDGES CONTAINED IN EQUIPMENT or 3473 FUEL CELL CARTRIDGES PACKED WITH EQUIPMENT 3528 ENGINE, INTERNAL COMBUSTION, FLAMMABLE LIQUID POWERED or 3528 ENGINE, FUEL CELL, FLAMMABLE LIQUID POWERED or 3528 MACHINERY, INTERNAL COMBUSTION, FLAMMABLE LIQUID POWERED or 3528 MACHINERY, FUEL CELL, FLAMMABLE LIQUID POWERED 3540 ARTICLES CONTAINING FLAMMABLE LIQUID, N.O.S.

		1228 MERCAPTANS, LIQUID, FLAMMABLE, TOXIC, N.O.S. or 1228 MERCAPTAN MIXTURE, LIQUID, FLAMMABLE, TOXIC, N.O.S. 1986 ALCOHOLS, FLAMMABLE, TOXIC, N.O.S. 1988 ALDEHYDES, FLAMMABLE, TOXIC, N.O.S. 2478 ISOCYANATES, FLAMMABLE, TOXIC, N.O.S. or 2478 ISOCYANATE SOLUTION, FLAMMABLE, TOXIC, N.O.S. 3248 MEDICINE, LIQUID, FLAMMABLE, TOXIC, N.O.S. 3273 NITRILES, FLAMMABLE, TOXIC, N.O.S. 1992 FLAMMABLE LIQUID, TOXIC, N.O.S.
Toxic FT	FT1	
	pesticide (flash point below 23 °C) FT2	2758 CARBAMATE PESTICIDE, LIQUID, FLAMMABLE, TOXIC 2760 ARSENICAL PESTICIDE, LIQUID, FLAMMABLE, TOXIC 2762 ORGANOCHLORINE PESTICIDE, LIQUID, FLAMMABLE, TOXIC 2764 TRIAZINE PESTICIDE, LIQUID, FLAMMABLE, TOXIC 2772 THIOCARBAMATE PESTICIDE, LIQUID, FLAMMABLE, TOXIC 2776 COPPER BASED PESTICIDE, LIQUID, FLAMMABLE, TOXIC 2778 MERCURY BASED PESTICIDE, LIQUID, FLAMMABLE, TOXIC 2780 SUBSTITUTED NITROPHENOL PESTICIDE, LIQUID, FLAMMA- BLE, TOXIC 2782 BIPYRIDILIUM PESTICIDE, LIQUID, FLAMMABLE, TOXIC 2784 ORGANOPHOSPHORUS PESTICIDE, LIQUID, FLAMMABLE, TOXIC 2787 ORGANOTIN PESTICIDE, LIQUID, FLAMMABLE, TOXIC 3024 COUMARIN DERIVATIVE PESTICIDE, LIQUID, FLAMMABLE, TOXIC 3346 PHENOXYACETIC ACID DERIVATIVE PESTICIDE, LIQUID, FLAM- MABLE, TOXIC 3350 PYRETHROID PESTICIDE, LIQUID, FLAMMABLE TOXIC 3021 PESTICIDE, LIQUID, FLAMMABLE, TOXIC, N.O.S. NOTE: The classification of a pesticide under an entry shall be effected on the basis of the active ingredient, of the physical state of the pesticide and any subsidiary hazards it may exhibit.
Corrosive	FC	3469 PAINT, FLAMMABLE, CORROSIVE (including paint, lacquer, enamel, stain, shellac, varnish, polish, liquid filler and liquid lacquer base) or 3469 PAINT RELATED MATERIAL, FLAMMABLE, CORROSIVE (includ- ing paint thinning and reducing compound) 2733 AMINES, FLAMMABLE, CORROSIVE, N.O.S. or 2733 POLYAMINES, FLAMMABLE, CORROSIVE, N.O.S. 2985 CHLOROSILANES, FLAMMABLE, CORROSIVE, N.O.S. 3274 ALCOHOLATES SOLUTION, N.O.S., in alcohol 2924 FLAMMABLE LIQUID, CORROSIVE, N.O.S.
Toxic, corro- sive	FTC	3286 FLAMMABLE LIQUID, TOXIC, CORROSIVE, N.O.S.
Liquid de- sensitized explosive	D	3343 NITROGLYCERIN MIXTURE, DESENSITIZED, LIQUID, FLAMMA- BLE, N.O.S. with not more than 30% nitroglycerin by mass 3357 NITROGLYCERIN MIXTURE, DESENSITIZED, LIQUID, N.O.S. with not more than 30% nitroglycerin by mass 3379 DESENSITIZED EXPLOSIVE, LIQUID, N.O.S.

2.2.41 Class 4.1: Flammable solids, self-reactive substances, polymerizing substances and solid desensitized explosives

2.2.41.1 Criteria

2.2.41.1.1 The heading of Class 4.1 covers flammable substances and articles, desensitized explosives which are solids according to subparagraph (a) of the definition "solid" in 1.2.1, self-reactive liquids or solids and polymerizing substances.

The following are assigned to Class 4.1:

- readily flammable solid substances and articles (see paragraphs 2.2.41.1.3 to 2.2.41.1.8);
- self-reactive solids or liquids (see paragraphs 2.2.41.1.9 to 2.2.41.1.16);
- solid desensitized explosives (see 2.2.41.1.18);
- substances related to self-reactive substances (see 2.2.41.1.19);
- polymerizing substances (see 2.2.41.1.20).

2.2.41.1.2 The substances and articles of Class 4.1 are subdivided as follows:

F Flammable solids, without subsidiary hazard:

- F1 Organic;
- F2 Organic, molten;
- F3 Inorganic;
- F4 Articles;

FO Flammable solids, oxidizing;

FT Flammable solids, toxic:

- FT1 Organic, toxic;
- FT2 Inorganic, toxic;

FC Flammable solids, corrosive:

- FC1 Organic, corrosive;
- FC2 Inorganic, corrosive;

D Solid desensitized explosives without subsidiary hazard;

DT Solid desensitized explosives, toxic;

SR Self-reactive substances:

- SR1 Not requiring temperature control;
- SR2 Requiring temperature control (not accepted for carriage by rail);

PM Polymerizing substances:

- PM1 Not requiring temperature control;
- PM2 Requiring temperature control (not accepted for carriage by rail).

Flammable solids

Definition and properties

2.2.41.1.3 *Flammable solids* are readily combustible solids and solids which may cause fire through friction.

Readily combustible solids are powdered, granular, or pasty substances which are dangerous if they can be easily ignited by brief contact with an ignition source, such as a burning match, and if the flame spreads rapidly. The danger may come not only from the fire but also from toxic combustion products. Metal powders are especially dangerous because of the difficulty of extinguishing a fire since normal extinguishing agents such as carbon dioxide or water can increase the hazard.

Classification

2.2.41.1.4 Substances and articles classified as flammable solids of Class 4.1 are listed in Table A of Chapter 3.2. The assignment of organic substances and articles not mentioned by name in Table A of Chapter 3.2 to the relevant entry of 2.2.41.3 in accordance with the provisions of Chapter 2.1 can be based on experience or on the results of the test procedures in accordance with Part III, sub-section 33.2.1 of the Manual of Tests and Criteria. The assignment of inorganic substances not mentioned by name shall be based on the results of the test procedures in accordance with Part III, sub-section 33.2.1 of the Manual of Tests and Criteria; experience shall also be taken into account when it leads to a more stringent assignment.

2.2.41.1.5 When substances not mentioned by name are assigned to one of the entries listed in 2.2.41.3 on the basis of the test procedures in accordance with the Manual of Tests and Criteria, Part III, sub-section 33.2.1, the following criteria apply:

- (a) With the exception of metal powders or powders of metal alloys, powdery, granular or pasty substances shall be classified as readily flammable substances of Class 4.1 if they can be easily ignited by brief contact with an ignition source (e.g. a burning match), or if, in the event of ignition, the flame spreads rapidly, the burning time is less than 45 seconds for a measured distance of 100 mm or the rate of burning is greater than 2.2 mm/s.
- (b) Metal powders or powders of metal alloys shall be assigned to Class 4.1 if they can be ignited by a flame and the reaction spreads over the whole length of the sample in 10 minutes or less.

Solids which may cause fire through friction shall be classified in Class 4.1 by analogy with existing entries (e.g. matches) or in accordance with any appropriate special provision.

2.2.41.1.6 On the basis of the test procedure in accordance with the Manual of Tests and Criteria, Part III, Section 33.2.1 and the criteria set out in 2.2.41.1.4 and 2.2.41.1.5, it may also be determined whether the nature of a substance mentioned by name is such that the substance is not subject to the provisions for this Class.

2.2.41.1.7 If substances of Class 4.1, as a result of admixtures, come into different categories of hazard from those to which the substances mentioned by name in Table A of Chapter 3.2 belong, these mixtures shall be assigned to the entries to which they belong on the basis of their actual degree of danger.

NOTE: For the classification of solutions and mixtures (such as preparations and wastes), see also 2.1.3.

Assignment of packing groups

2.2.41.1.8 Flammable solids classified under the various entries in Table A of Chapter 3.2 shall be assigned to packing groups II or III on the basis of test procedures of the Manual of Tests and Criteria, Part III, sub-section 33.2.1, in accordance with the following criteria:

- (a) Readily flammable solids which, when tested, have a burning time of less than 45 seconds over a measured distance of 100 mm shall be assigned to:
 - Packing group II: if the flame passes the wetted zone;
 - Packing group III: if the wetted zone stops the flame for at least four minutes;
- (b) Metal powders or powders of metal alloys shall be assigned to:
 - Packing group II: if, when tested, the reaction spreads over the whole length of the sample in five minutes or less;
 - Packing group III: if, when tested, the reaction spreads over the whole length of the sample in more than five minutes.

For solids which may cause fire through friction, the packing group shall be assigned by analogy with existing entries or in accordance with any special provision.

Self-reactive substances

Definitions

2.2.41.1.9 For the purposes of RID, *self-reactive substances* are thermally unstable substances liable to undergo a strongly exothermic decomposition even without participation of oxygen (air). Substances are not considered to be self-reactive substances of Class 4.1, if:

- (a) they are explosives according to the criteria of Class 1;
- (b) they are oxidizing substances according to the classification procedure for Class 5.1 (see 2.2.51.1) except that mixtures of oxidizing substances which contain 5% or more of combustible organic substances shall be subjected to the classification procedure defined in Note 2;
- (c) they are organic peroxides according to the criteria of Class 5.2 (see 2.2.52.1);
- (d) their heat of decomposition is less than 300 J/g; or
- (e) their self-accelerating decomposition temperature (SADT) (see Note 3 below) is greater than 75 °C for a 50 kg package.

NOTE 1: The heat of decomposition can be determined using any internationally recognised method e.g. differential scanning calorimetry and adiabatic calorimetry.

- 2:** Mixtures of oxidizing substances meeting the criteria of Class 5.1 which contain 5% or more of combustible organic substances, which do not meet the criteria mentioned in (a), (c), (d) or (e) above, shall be subjected to the self-reactive substance classification procedure.

A mixture showing the properties of a self-reactive substance, type B to F, shall be classified as a self-reactive substance of Class 4.1.

A mixture showing the properties of a self-reactive substance, type G, according to the principle given in section 20.4.3 (g) of Part II of the Manual of Tests and Criteria shall be considered for classification as a substance of Class 5.1 (see 2.2.51.1).

- 3: The self-accelerating decomposition temperature (SADT) is the lowest temperature at which self-accelerating decomposition may occur with a substance in the packaging as used during carriage. Requirements for the determination of the SADT are given in the Manual of Tests and Criteria, Part II, Chapter 20 and section 28.4.
- 4: Any substance which shows the properties of a self-reactive substance shall be classified as such, even if this substance gives a positive test result according to 2.2.42.1.5 for inclusion in Class 4.2.

Properties

- 2.2.41.1.10** The decomposition of self-reactive substances can be initiated by heat, contact with catalytic impurities (e.g. acids, heavy-metal compounds, bases), friction or impact. The rate of decomposition increases with temperature and varies with the substance. Decomposition, particularly if no ignition occurs, may result in the evolution of toxic gases or vapours. For certain self-reactive substances, the temperature shall be controlled. Some self-reactive substances may decompose explosively, particularly if confined. This characteristic may be modified by the addition of diluents or by the use of appropriate packagings. Certain self-reactive substances burn vigorously. Self-reactive substances are, for example, some compounds of the types listed below:

aliphatic azo compounds (-C-N=N-C-);
organic azides (-C-N₃);
diazonium salts (-CN₂⁺ Z⁻);
N-nitroso compounds (-N-N=O); and
aromatic sulphonylhydrazides (-SO₂-NH-NH₂).

This list is not exhaustive and substances with other reactive groups and some mixtures of substances may have similar properties.

Classification

- 2.2.41.1.11** Self-reactive substances are classified into seven types according to the degree of danger they present. The types of self-reactive substances range from type A, which is not accepted for carriage in the packaging in which it is tested, to type G, which is not subject to the provisions for self-reactive substances of Class 4.1. The classification of types B to F is directly related to the maximum quantity allowed in one packaging. The principles to be applied for classification as well as the applicable classification procedures, test methods and criteria and an example of a suitable test report are given in Part II of the Manual of Tests and Criteria.
- 2.2.41.1.12** Self-reactive substances which have already been classified and are already permitted for carriage in packagings are listed in 2.2.41.4, those already permitted for carriage in IBCs are listed in 4.1.4.2, packing instruction IBC520 and those already permitted for carriage in tanks according to Chapter 4.2 are listed in 4.2.5.2, portable tank instruction T23. Each permitted substance listed is assigned to a generic entry of Table A of Chapter 3.2 (UN Nos. 3221 to 3240) and appropriate subsidiary hazards and remarks providing relevant transport information are given.
- The collective entries specify:
- self-reactive substances types B to F, see 2.2.41.1.11 above;
 - physical state (liquid/solid).
- The classification of the self-reactive substances listed in 2.2.41.4 is based on the technically pure substance (except where a concentration of less than 100% is specified).
- 2.2.41.1.13** Classification of self-reactive substances not listed in 2.2.41.4, 4.1.4.2, packing instruction IBC520 or 4.2.5.2, portable tank instruction T23 and assignment to a collective entry shall be made by the competent authority of the country of origin on the basis of a test report. The statement of approval shall contain the classification and the relevant conditions of carriage. If the country of origin is not an RID Contracting State, the classification and the conditions of carriage shall be recognized by the competent authority of the first RID Contracting State reached by the consignment.
- 2.2.41.1.14** Activators, such as zinc compounds, may be added to some self-reactive substances to change their reactivity. Depending on both the type and the concentration of the activator, this may result in a decrease in thermal stability and a change in explosive properties. If either of these properties is altered, the new formulation shall be assessed in accordance with the classification procedure.

- 2.2.41.1.15** Samples of self-reactive substances or formulations of self-reactive substances not listed in 2.2.41.4, for which a complete set of test results is not available and which are to be carried for further testing or evaluation, shall be assigned to one of the appropriate entries for self-reactive substances type C provided the following conditions are met:
- the available data indicate that the sample would be no more dangerous than self-reactive substances type B;
 - the sample is packaged in accordance with packing method OP2 and the quantity per wagon is limited to 10 kg;

Samples requiring temperature control shall not be accepted for carriage by rail.

Desensitization

- 2.2.41.1.16** In order to ensure safety during carriage, self-reactive substances are in many cases desensitized by use of a diluent. Where a percentage of a substance is stipulated, this refers to the percentage by mass, rounded to the nearest whole number. If a diluent is used, the self-reactive substance shall be tested with the diluent present in the concentration and form used in carriage. Diluents which may allow a self-reactive substance to concentrate to a dangerous extent in the event of leakage from a packaging shall not be used. Any diluent shall be compatible with the self-reactive substance. In this regard, compatible diluents are those solids or liquids which have no detrimental influence on the thermal stability and hazard type of the self-reactive substance.

- 2.2.41.1.17** (Reserved)

Solid desensitized explosives

- 2.2.41.1.18** Solid desensitized explosives are substances which are wetted with water or alcohols or are diluted with other substances to suppress their explosive properties. Such entries in Table A of Chapter 3.2 are: UN Nos. 1310, 1320, 1321, 1322, 1336, 1337, 1344, 1347, 1348, 1349, 1354, 1355, 1356, 1357, 1517, 1571, 2555, 2556, 2557, 2852, 2907, 3317, 3319, 3344, 3364, 3365, 3366, 3367, 3368, 3369, 3370, 3376, 3380 and 3474.

Substances related to self-reactive substances

- 2.2.41.1.19** Substances that:
- (a) have been provisionally accepted into Class 1 according to Test Series 1 and 2 but exempted from Class 1 by Test Series 6;
 - (b) are not self-reactive substances of Class 4.1; and
 - (c) are not substances of Classes 5.1 or 5.2

are also assigned to Class 4.1. UN Nos. 2956, 3241, 3242 and 3251 are such entries.

Polymerizing substances

Definitions and properties

- 2.2.41.1.20** *Polymerizing substances* are substances which, without stabilization, are liable to undergo a strongly exothermic reaction resulting in the formation of larger molecules or resulting in the formation of polymers under conditions normally encountered in carriage. Such substances are considered to be polymerizing substances of Class 4.1 when:
- (a) Their self-accelerating polymerization temperature (SAPT) is 75 °C or less under the conditions (with or without chemical stabilization as offered for carriage) and in the packaging, IBC or tank in which the substance or mixture is to be carried;
 - (b) They exhibit a heat of reaction of more than 300 J/g; and
 - (c) They do not meet any other criteria for inclusion in classes 1 to 8.

A mixture meeting the criteria of a polymerizing substance shall be classified as a polymerizing substance of Class 4.1.

Temperature control requirements

- 2.2.41.1.21** (Reserved)

2.2.41.2 Substances not accepted for carriage

2.2.41.2.1 The chemically unstable substances of Class 4.1 shall not be accepted for carriage unless the necessary steps have been taken to prevent their dangerous decomposition or polymerization during carriage. To this end, it shall in particular be ensured that receptacles and tanks do not contain any substance liable to promote these reactions.

2.2.41.2.2 Flammable solids, oxidizing, assigned to UN No. 3097 shall not be accepted for carriage unless they meet the requirements for Class 1 (see also 2.1.3.7).

2.2.41.2.3 The following substances shall not be accepted for carriage:

- Self-reactive substances of type A (see Manual of Tests and Criteria, Part II, paragraph 20.4.2 (a));
- Phosphorus sulphides which are not free from yellow and white phosphorus;
- Solid sensitized explosives other than those listed in Table A of Chapter 3.2;
- Inorganic flammable substances in the molten form other than UN No. 2448 SULPHUR, MOLTEN.

The following substances shall not be accepted for carriage by rail:

- Barium azide with a water content less than 50% (mass);
- Self-reactive substances with an SADT ≤ 55 °C, therefore requiring temperature control:
 - UN 3231 SELF-REACTIVE LIQUID TYPE B, TEMPERATURE CONTROLLED;
 - UN 3232 SELF-REACTIVE SOLID TYPE B, TEMPERATURE CONTROLLED;
 - UN 3233 SELF-REACTIVE LIQUID TYPE C, TEMPERATURE CONTROLLED;
 - UN 3234 SELF-REACTIVE SOLID TYPE C, TEMPERATURE CONTROLLED;
 - UN 3235 SELF-REACTIVE LIQUID TYPE D, TEMPERATURE CONTROLLED;
 - UN 3236 SELF-REACTIVE SOLID TYPE D, TEMPERATURE CONTROLLED;
 - UN 3237 SELF-REACTIVE LIQUID TYPE E, TEMPERATURE CONTROLLED;
 - UN 3238 SELF-REACTIVE SOLID TYPE E, TEMPERATURE CONTROLLED;
 - UN 3239 SELF-REACTIVE LIQUID TYPE F, TEMPERATURE CONTROLLED;
 - UN 3240 SELF-REACTIVE SOLID TYPE F, TEMPERATURE CONTROLLED;
- Polymerizing substances requiring temperature control:
 - UN 3533 POLYMERIZING SUBSTANCE, SOLID, TEMPERATURE CONTROLLED, N.O.S.;
 - UN 3534 POLYMERIZING SUBSTANCE, LIQUID, TEMPERATURE CONTROLLED, N.O.S.

2.2.41.3 List of collective entries

Subsidiary hazard	Classification code	UN No.	Name of the substance or article
	organic	F1	3175 SOLIDS CONTAINING FLAMMABLE LIQUID, N.O.S. 1353 FIBRES IMPREGNATED WITH WEAKLY NITRATED NITROCELLULOSE, N.O.S. or 1353 FABRICS IMPREGNATED WITH WEAKLY NITRATED NITROCELLULOSE, N.O.S. 1325 FLAMMABLE SOLID, ORGANIC, N.O.S.
		F2	3176 FLAMMABLE SOLID, ORGANIC, MOLTEN, N.O.S.
		F3	3089 METAL POWDER, FLAMMABLE, N.O.S. ^{(a),(b)} 3181 METAL SALTS OF ORGANIC COMPOUNDS, FLAMMABLE, N.O.S.
			3182 METAL HYDRIDES, FLAMMABLE, N.O.S. ^(c) 3178 FLAMMABLE SOLID, INORGANIC, N.O.S.
	articles	F4	3527 POLYESTER RESIN KIT, solid base material 3541 ARTICLES CONTAINING FLAMMABLE SOLID, N.O.S.
	without subsidiary hazard		
Flammable Solids F	Oxidizing	FO	3097 FLAMMABLE SOLID, OXIDIZING, N.O.S. (not accepted for carriage, see 2.2.41.2.2)
	toxic FT	FT1	2926 FLAMMABLE SOLID, TOXIC, ORGANIC, N.O.S.
		FT2	3179 FLAMMABLE SOLID, TOXIC, INORGANIC, N.O.S.
	corrosive FC	FC1	2925 FLAMMABLE SOLID, CORROSIVE, ORGANIC, N.O.S.
		FC2	3180 FLAMMABLE SOLID, CORROSIVE, INORGANIC, N.O.S.
Solid desensitized explosives	without subsidiary hazard	D	3319 NITROGLYCERIN MIXTURE, DESENSITIZED, SOLID, N.O.S. with more than 2% but not more than 10% nitroglycerin by mass 3344 PENTAERYTHRITOL TETRANITRATE (PENTAERYTHRITOL TETRANITRATE, PETN) MIXTURE, DESENSITIZED, SOLID, N.O.S. with more than 10% but not more than 20% PETN by mass 3380 DESENSITIZED EXPLOSIVE, SOLID, N.O.S.
	toxic	DT	Only substances listed in Table A of Chapter 3.2 are to be accepted for carriage as substances of Class 4.1

Self-reactive substances SR	not requiring temperature control	SR1	<p>SELF-REACTIVE LIQUID TYPE A (not accepted for carriage, see 2.2.41.2.3)</p> <p>SELF-REACTIVE SOLID TYPE A (not accepted for carriage, see 2.2.41.2.3)</p> <p>3221 SELF-REACTIVE LIQUID TYPE B</p> <p>3222 SELF-REACTIVE SOLID TYPE B</p> <p>3223 SELF-REACTIVE LIQUID TYPE C</p> <p>3224 SELF-REACTIVE SOLID TYPE C</p> <p>3225 SELF-REACTIVE LIQUID TYPE D</p> <p>3226 SELF-REACTIVE SOLID TYPE D</p> <p>3227 SELF-REACTIVE LIQUID TYPE E</p> <p>3228 SELF-REACTIVE SOLID TYPE E</p> <p>3229 SELF-REACTIVE LIQUID TYPE F</p> <p>3230 SELF-REACTIVE SOLID TYPE F</p> <p>SELF-REACTIVE LIQUID TYPE G (not subject to the provisions applicable to Class 4.1, see 2.2.41.1.11)</p> <p>SELF-REACTIVE SOLID TYPE G (not subject to the provisions applicable to Class 4.1, see 2.2.41.1.11)</p>
	requiring temperature control	SR2	<p>3231 SELF-REACTIVE LIQUID TYPE B, TEMPERATURE CONTROLLED (not accepted for carriage by rail, see 2.2.41.2.3)</p> <p>3232 SELF-REACTIVE SOLID TYPE B, TEMPERATURE CONTROLLED (not accepted for carriage by rail, see 2.2.41.2.3)</p> <p>3233 SELF-REACTIVE LIQUID TYPE C, TEMPERATURE CONTROLLED (not accepted for carriage by rail, see 2.2.41.2.3)</p> <p>3234 SELF-REACTIVE SOLID TYPE C, TEMPERATURE CONTROLLED (not accepted for carriage by rail, see 2.2.41.2.3)</p> <p>3235 SELF-REACTIVE LIQUID TYPE D, TEMPERATURE CONTROLLED (not accepted for carriage by rail, see 2.2.41.2.3)</p> <p>3236 SELF-REACTIVE SOLID TYPE D, TEMPERATURE CONTROLLED (not accepted for carriage by rail, see 2.2.41.2.3)</p> <p>3237 SELF-REACTIVE LIQUID TYPE E, TEMPERATURE CONTROLLED (not accepted for carriage by rail, see 2.2.41.2.3)</p> <p>3238 SELF-REACTIVE SOLID TYPE E, TEMPERATURE CONTROLLED (not accepted for carriage by rail, see 2.2.41.2.3)</p> <p>3239 SELF-REACTIVE LIQUID TYPE F, TEMPERATURE CONTROLLED (not accepted for carriage by rail, see 2.2.41.2.3)</p> <p>3240 SELF-REACTIVE SOLID TYPE F, TEMPERATURE CONTROLLED (not accepted for carriage by rail, see 2.2.41.2.3)</p>
Polymerizing substances PM	not requiring temperature control	PM1	<p>3531 POLYMERIZING SUBSTANCE, SOLID, STABILIZED, N.O.S.</p> <p>3532 POLYMERIZING SUBSTANCE, LIQUID, STABILIZED, N.O.S.</p>
	requiring temperature control	PM2	<p>3533 POLYMERIZING SUBSTANCE, SOLID, TEMPERATURE CONTROLLED, N.O.S. (not accepted for carriage by rail, see 2.2.41.2.3)</p> <p>3534 POLYMERIZING SUBSTANCE, LIQUID, TEMPERATURE CONTROLLED, N.O.S. (not accepted for carriage by rail, see 2.2.41.2.3)</p>

(a) Metals and metal alloys in powdered or other flammable form, liable to spontaneous combustion, are substances of Class 4.2.

- (b) Metals and metal alloys in powdered or other flammable form, which in contact with water, emit flammable gases, are substances of Class 4.3.
- (c) Metals hydrides which, in contact with water, emit flammable gases, are substances of Class 4.3. Aluminium borohydride or aluminium borohydride in devices are substances of Class 4.2, UN No. 2870.

2.2.41.4 List of currently assigned self-reactive substances in packagings

In the column "Packing Method", codes "OP1" to "OP8" refer to packing methods in 4.1.4.1, packing instruction P520 (see also 4.1.7.1). Self-reactive substances to be carried shall fulfil the classification as listed. For substances permitted in IBCs, see 4.1.4.2, packing instruction IBC520 and, for those permitted in tanks according to Chapter 4.2, see 4.2.5.2.6, portable tank instruction T23. The formulations listed in packing instruction IBC 520 of 4.1.4.2 and in portable tank instruction T 23 of 4.2.5.2.6 may also be carried packed in accordance with packing method OP8 of packing instruction P 520 of 4.1.4.1.

NOTE: The classification given in this table is based on the technically pure substance (except where a concentration of less than 100% is specified). For other concentrations, the substance may be classified differently following the procedures given in Part II of the Manual of Tests and Criteria.

Self-reactive substance	Concen-tration (%)	Packing method	UN generic entry	Remarks
ACETONE-PYROGALLOL COPOLYMER 2-DIAZO-1-NAPHTHOL-5-SULPHONATE	100	OP8	3228	
AZODICARBONAMIDE FORMULATION TYPE B, TEMPERATURE CONTROLLED	< 100		3232	prohibited
AZODICARBONAMIDE FORMULATION TYPE C	< 100	OP6	3224	(3)
AZODICARBONAMIDE FORMULATION TYPE C, TEMPERATURE CONTROLLED	< 100		3234	prohibited
AZODICARBONAMIDE FORMULATION TYPE D	< 100	OP7	3226	(5)
AZODICARBONAMIDE FORMULATION TYPE D, TEMPERATURE CONTROLLED	< 100		3236	prohibited
2,2'-AZODI(2,4-DIMETHYL-4-METHOXYVALERONITRILE)	100		3236	prohibited
2,2'-AZODI(2,4-DIMETHYLVALERONITRILE)	100		3236	prohibited
2,2'-AZODI(ETHYL-2-METHYLPROPIONATE)	100		3235	prohibited
1,1-AZODI(HEXAHYDROBENZONITRILE)	100	OP7	3226	
2,2'-AZODI(ISOBUTYRONITRILE	100		3234	prohibited
2,2'-AZODI(ISOBUTYRONITRILE) as a water based paste	≤ 50	OP6	3224	
2,2'-AZODI(2-METHYLBUTYRO-NITRILE)	100		3236	prohibited
BENZENE-1,3-DISULPHONYL HYDRAZIDE, as a paste	52	OP7	3226	
BENZENE SULPHONYL HYDRAZIDE	100	OP7	3226	
4-(BENZYL(ETHYL)AMINO)-3-ETHOXY-BENZENEDIAZONIUM ZINC CHLORIDE	100	OP7	3226	
4-(BENZYL(METHYL)AMINO)-3-ETHOXYBENZENEDIAZONIUM ZINC CHLORIDE	100		3236	prohibited
3-CHLORO-4-DIETHYLAMINO BENZENE-DIAZONIUM ZINC CHLORIDE	100	OP7	3226	
2-DIAZO-1-NAPHTHOL-4-SULPHONYL CHLORIDE	100	OP5	3222	(2)
2-DIAZO-1-NAPHTHOL-5-SULPHONYL CHLORIDE	100	OP5	3222	(2)

Self-reactive substance	Concentration (%)	Packing method	UN generic entry	Remarks
2-DIAZO-1-NAPHTHOL SULPHONIC ACID ESTER MIXTURE, TYPE D	< 100	OP7	3226	(9)
2,5-DIBUTOXY-4-(4-MORPHOLINYL)-BENZENEDIAZONIUM, TETRACHLOROZINCATE (2:1)	100	OP8	3228	
2,5-DIETHOXY-4-MORPHOLINO-BENZENEDIAZONIUM ZINC CHLORIDE	67 – 100		3236	prohibited
2,5-DIETHOXY-4-MORPHOLINO-BENZENEDIAZONIUM ZINC CHLORIDE	66		3236	prohibited
2,5-DIETHOXY-4-MORPHOLINO-BENZENEDIAZONIUM TETRAFLUOROBORATE	100		3236	prohibited
2,5-DIETHOXY-4-(4-MORPHOLINYL)-BENZENEDIAZONIUM SULPHATE	100	OP7	3226	
2,5-DIETHOXY-4-(PHENYLSULPHONYL)-BENZENEDIAZONIUM ZINC CHLORIDE	67		3236	prohibited
DIETHYLENEGLYCOL BIS (ALLYL CARBONATE) + DI-ISOPROPYLPEROXYDICARBONATE	≥ 88 ≤ 12		3237	prohibited
2,5-DIMETHOXY-4-(4-METHYL-PHENYLSULPHONYL)BENZENEDIAZONIUM ZINC CHLORIDE	79		3236	prohibited
4-(DIMETHYLAMINO)-BENZENEDIAZONIUM TRICHLOROZINCATE (-1)	100	OP8	3228	
4-DIMETHYLAMINO-6-(2-DIMETHYL-AMINOETHOXY) TOLUENE-2-DIAZONIUM ZINC CHLORIDE	100		3236	prohibited
N,N'-DINITROSO-N,N'-DIMETHYL TEREPHTHALAMIDE, as a paste	72	OP6	3224	
N,N'-DINITROSOPENTAMETHYLENE-TETRAMINE	82	OP6	3224	(7)
DIPHENYLOXIDE-4,4'-DISULPHONYL HYDRAZIDE	100	OP7	3226	
4-DIPROPYLAMINO BENZENEDIAZONIUM ZINC CHLORIDE	100	OP7	3226	
2-(N,N-ETHOXYCARBONYL-PHENYLAMINO)-3-METHOXY-4-(N-METHYL-N-CYCLOHEXYLAMINO) BENZENEDIAZONIUM ZINC CHLORIDE	63 – 92		3236	prohibited
2-(N,N-ETHOXYCARBONYL-PHENYLAMINO)-3-METHOXY-4-(N-METHYL-N-CYCLOHEXYLAMINO) BENZENEDIAZONIUM ZINC CHLORIDE	62		3236	prohibited
N-FORMYL-2-(NITROMETHYLENE)-1,3-PERHYDROTHIAZINE	100		3236	prohibited
2-(2-HYDROXYETHOXY)-1-(PYRROLIDIN-1-YL)BENZENE-4-DIAZONIUM ZINC CHLORIDE	100		3236	prohibited

Self-reactive substance	Concen-tration (%)	Packing method	UN generic entry	Remarks
3-(2-HYDROXYETHOXY)-4-(PYRROLIDIN-1-YL)BENZENE DIAZONIUM ZINC CHLORIDE	100		3236	prohibited
2-(N,N-METHYLAMINOETHYL-CARBONYL)-4-(3,4-DIMETHYL-PHENYLSULPHONYL)BENZENEDIAZONIUM HYDROGEN SULPHATE	96		3236	prohibited
4-METHYLBENZENESULPHONYL-HYDRAZIDE	100	OP7	3226	
3-METHYL-4-(PYRROLIDIN-1-YL) BENZENEDIAZONIUM TETRAFLUOROBORATE	95		3234	prohibited
PHOSPHOROTHIOIC ACID, O-[(CYANOPHENYL METHYLENE) AZANYL] O,O-DIETHYL ESTER	82 – 91 (Z isomer)	OP8	3227	(10)
SODIUM 2-DIAZO-1-NAPHTHOL-4-SULPHONATE	100	OP7	3226	
SODIUM 2-DIAZO-1-NAPHTHOL-5-SULPHONATE	100	OP7	3226	
4-NITROSOPHENOL	100		3236	prohibited
SELF-REACTIVE LIQUID, SAMPLE		OP2	3223	(8)
SELF-REACTIVE LIQUID, SAMPLE, TEMPERATURE CONTROLLED			3233	prohibited
SELF-REACTIVE SOLID, SAMPLE		OP2	3224	(8)
SELF-REACTIVE SOLID, SAMPLE, TEMPERATURE CONTROLLED			3234	prohibited
TETRAMINE PALLADIUM (II) NITRATE	100		3234	prohibited

Remarks

- (1) (Reserved)
- (2) "EXPLOSIVE" subsidiary hazard label required (Model No. 1, see 5.2.2.2.2).
- (3) Azodicarbonamide formulations which fulfil the criteria of paragraph 20.4.2 (c) of the Manual of Tests and Criteria.
- (4) (Reserved)
- (5) Azodicarbonamide formulations which fulfil the criteria of paragraph 20.4.2 (d) of the Manual of Tests and Criteria.
- (6) (Reserved)
- (7) With a compatible diluent having a boiling point of not less than 150 °C.
- (8) See 2.2.41.1.15.
- (9) This entry applies to mixtures of esters of 2-diazo-1-naphthol-4-sulphonic acid and 2-diazo-1-naphthol-5-sulphonic acid which fulfil the criteria of paragraph 20.4.2 (d) of the Manual of Test and Criteria.
- (10) This entry applies to the technical mixture in n-butanol within the specified concentration limits of the (Z) isomer.

2.2.42 Class 4.2: Substances liable to spontaneous combustion

2.2.42.1 Criteria

2.2.42.1.1 The heading of Class 4.2 covers:

- *Pyrophoric substances* which are substances, including mixtures and solutions (liquid or solid), which even in small quantities ignite on contact with air within five minutes. These are the Class 4.2 substances the most liable to spontaneous combustion; and
- *Self-heating substances and articles* which are substances and articles, including mixtures and solutions, which, on contact with air, without energy supply, are liable to self-heating. These substances will ignite only in large amounts (kilogrammes) and after long periods of time (hours or days).

2.2.42.1.2 The substances and articles of Class 4.2 are subdivided as follows:

S Substances liable to spontaneous combustion, without subsidiary hazard:

- S1 Organic, liquid;
- S2 Organic, solid;
- S3 Inorganic, liquid;
- S4 Inorganic, solid;
- S5 Organometallic
- S6 Articles

SW Substances liable to spontaneous combustion, which, in contact with water, emit flammable gases;

SO Substances liable to spontaneous combustion, oxidizing;

ST Substances liable to spontaneous combustion, toxic:

- ST1 Organic, toxic, liquid;
- ST2 Organic, toxic, solid;
- ST3 Inorganic, toxic, liquid;
- ST4 Inorganic, toxic, solid;

SC Substances liable to spontaneous combustion, corrosive:

- SC1 Organic, corrosive, liquid;
- SC2 Organic, corrosive, solid;
- SC3 Inorganic, corrosive, liquid;
- SC4 Inorganic, corrosive, solid.

Properties

2.2.42.1.3 Self-heating of a substance is a process where the gradual reaction of that substance with oxygen (in air) generates heat. If the rate of heat production exceeds the rate of heat loss, then the temperature of the substance will rise which, after an induction time, may lead to self-ignition and combustion.

Classification

2.2.42.1.4 Substances and articles classified in Class 4.2 are listed in Table A of Chapter 3.2. The assignment of substances and articles not mentioned by name in Table A of Chapter 3.2 to the relevant specific n.o.s. entry of 2.2.42.3 in accordance with the provisions of Chapter 2.1 can be based on experience or the results of the test procedures in accordance with the Manual of Tests and Criteria, Part III, Section 33.3. Assignment to general n.o.s. entries of Class 4.2 shall be based on the results of the test procedures in accordance with the Manual of Tests and Criteria, Part III, section 33.3; experience shall also be taken into account when it leads to a more stringent assignment.

2.2.42.1.5 When substances or articles not mentioned by name are assigned to one of the entries listed in 2.2.42.3 on the basis of the test procedures in accordance with the Manual of Tests and Criteria, Part III, section 33.3, the following criteria shall apply:

- (a) Solids liable to spontaneous combustion (pyrophoric) shall be assigned to Class 4.2 when they ignite on falling from a height of 1 m or within five minutes;
- (b) Liquids liable to spontaneous combustion (pyrophoric) shall be assigned to Class 4.2 when:
 - (i) on being poured on an inert carrier, they ignite within five minutes, or
 - (ii) in the event of a negative result of the test according to (i), when poured on a dry, indented filter paper (Whatman No. 3 filter), they ignite or carbonize it within five minutes;
- (c) Substances in which, in a 10 cm sample cube, at 140 °C test temperature, spontaneous combustion or a rise in temperature to over 200 °C is observed within 24 hours shall be assigned to Class 4.2. This criterion is based on the temperature of the spontaneous combustion of charcoal, which is at 50 °C for a sample cube of 27 m³. Substances with a temperature of spontaneous combustion higher than 50 °C for a volume of 27 m³ are not to be assigned to Class 4.2.

- NOTE 1:** Substances carried in packages with a volume of not more than 3 m³ are exempted from Class 4.2 if, tested with a 10 cm sample cube at 120 °C, no spontaneous combustion nor a rise in temperature to over 180 °C is observed within 24 hours.
- 2:** Substances carried in packages with a volume of not more than 450 litres are exempted from Class 4.2 if, tested with a 10 cm sample cube at 100 °C, no spontaneous combustion nor a rise in temperature to over 160 °C is observed within 24 hours.
- 3:** Since organometallic substances can be classified in Class 4.2 or 4.3 with additional subsidiary hazards, depending on their properties, a specific classification flow chart for these substances is given in 2.3.5.

2.2.42.1.6 If substances of Class 4.2, as a result of admixtures, come into different categories of hazard from those to which the substances mentioned by name in Table A of Chapter 3.2 belong, these mixtures shall be assigned to the entries to which they belong on the basis of their actual degree of danger.

NOTE: For the classification of solutions and mixtures (such as preparations and wastes), see also 2.1.3.

2.2.42.1.7 On the basis of the test procedure in the Manual of Tests and Criteria, Part III, section 33.3 and the criteria set out in 2.2.42.1.5, it may also be determined whether the nature of a substance mentioned by name is such that the substance is not subject to the provisions for this Class.

Assignment of packing groups

2.2.42.1.8 Substances and articles classified under the various entries in Table A of Chapter 3.2 shall be assigned to packing groups I, II or III on the basis of test procedures of the Manual of Tests and Criteria, Part III, section 33.3, in accordance with the following criteria:

- (a) Substances liable to spontaneous combustion (pyrophoric) shall be assigned to packing group I;
- (b) Self-heating substances and articles in which, in a 2.5 cm sample cube, at 140 °C test temperature, spontaneous combustion or a rise in temperature to over 200 °C is observed within 24 hours, shall be assigned to packing group II;
Substances with a temperature of spontaneous combustion higher than 50 °C for a volume of 450 litres are not to be assigned to packing group II;
- (c) Slightly self-heating substances in which, in a 2.5 cm sample cube, the phenomena referred to under (b) are not observed, in the given conditions, but in which in a 10 cm sample cube at 140 °C test temperature spontaneous combustion or a rise in temperature to over 200 °C is observed within 24 hours, shall be assigned to packing group III.

2.2.42.2 Substances not accepted for carriage

The following substances shall not be accepted for carriage:

- UN No. 3255 tert-BUTYL HYPOCHLORITE; and
- Self-heating solids, oxidizing, assigned to UN No. 3127 unless they meet the requirements for Class 1 (see 2.1.3.7).

2.2.42.3 List of collective entries

Subsidiary hazard	Classification code	UN No.	Name of the substance or article
-------------------	---------------------	--------	----------------------------------

Substances liable to spontaneous combustion

	organic	liquid S1	2845 PYROPHORIC LIQUID, ORGANIC, N.O.S. 3183 SELF-HEATING LIQUID, ORGANIC, N.O.S.
		solid S2	1373 FIBRES or FABRICS, ANIMAL or VEGETABLE or SYNTHETIC, N.O.S. with oil 2006 PLASTICS, NITROCELLULOSE-BASED, SELF-HEATING, N.O.S. 3313 ORGANIC PIGMENTS, SELF HEATING 2846 PYROPHORIC SOLID, ORGANIC, N.O.S. 3088 SELF-HEATING SOLID, ORGANIC, N.O.S.
Without subsidiary hazard S			

Without subsidiary hazard S (cont'd)		liquid S3	3194 PYROPHORIC LIQUID, INORGANIC, N.O.S. 3186 SELF-HEATING LIQUID, INORGANIC, N.O.S.
	inorganic	solid S4	1383 PYROPHORIC METAL, N.O.S. or 1383 PYROPHORIC ALLOY, N.O.S. 1378 METAL CATALYST, WETTED with a visible excess of liquid 2881 METAL CATALYST, DRY 3189 METAL POWDER, SELF-HEATING, N.O.S. ^(a) 3205 ALKALINE EARTH METAL ALCOHOLATES, N.O.S. 3200 PYROPHORIC SOLID, INORGANIC, N.O.S. 3190 SELF-HEATING SOLID, INORGANIC, N.O.S.
	Organo-metallic	S5	3391 ORGANOMETALLIC SUBSTANCE, SOLID, PYROPHORIC 3392 ORGANOMETALLIC SUBSTANCE, LIQUID, PYROPHORIC 3400 ORGANOMETALLIC SUBSTANCE, SOLID, SELF-HEATING
	Articles	S6	3542 ARTICLES CONTAINING A SUBSTANCE LIABLE TO SPONTANEOUS COMBUSTION, N.O.S.
Water-reactive	SW		3393 ORGANOMETALLIC SUBSTANCE, SOLID, PYROPHORIC, WATER-REACTIVE 3394 ORGANOMETALLIC SUBSTANCE, LIQUID, PYROPHORIC, WATER-REACTIVE
Oxidizing	SO		3127 SELF-HEATING SOLID, OXIDIZING, N.O.S. (not accepted for carriage, see 2.2.42.2)
Toxic ST		liquid ST1	3184 SELF-HEATING LIQUID, TOXIC, ORGANIC, N.O.S.
		solid ST2	3128 SELF-HEATING SOLID, TOXIC, ORGANIC, N.O.S.
	organic	solid ST2	
	inorganic	liquid ST3	3187 SELF-HEATING LIQUID, TOXIC, INORGANIC, N.O.S.
		solid ST4	3191 SELF-HEATING SOLID, TOXIC, INORGANIC, N.O.S.
Corrosive SC		liquid SC1	3185 SELF-HEATING LIQUID, CORROSIVE, ORGANIC, N.O.S.
		solid SC2	3126 SELF-HEATING SOLID, CORROSIVE, ORGANIC, N.O.S.
	organic	solid SC2	
	inorganic	liquid SC3	3188 SELF-HEATING LIQUID, CORROSIVE, INORGANIC, N.O.S.
		solid SC4	3206 ALKALI METAL ALCOHOLATES, SELF-HEATING, CORROSIVE, N.O.S. 3192 SELF-HEATING SOLID, CORROSIVE, INORGANIC, N.O.S.

Footnotes

- ^(a) Dust and powder of metals, non toxic in a non-spontaneous combustible form which nevertheless, in contact with water, emit flammable gases, are substances of Class 4.3.

2.2.43 Class 4.3: Substances which, in contact with water, emit flammable gases

2.2.43.1 Criteria

2.2.43.1.1 The heading of Class 4.3 covers substances which react with water to emit flammable gases liable to form explosive mixtures with air, and articles containing such substances.

2.2.43.1.2 Substances and articles of Class 4.3 are subdivided as follows:

W Substances which, in contact with water, emit flammable gases, without subsidiary hazard, and articles containing such substances:

W1 Liquid;

W2 Solid;

W3 Articles;

WF1 Substances which, in contact with water, emit flammable gases, liquid, flammable;

WF2 Substances which, in contact with water, emit flammable gases, solid, flammable;

WS Substances which, in contact with water, emit flammable gases, solid, self-heating;

WO Substances which, in contact with water, emit flammable gases, oxidizing, solid;

WT Substances which, in contact with water, emit flammable gases, toxic:

WT1 Liquid;

WT2 Solid;

WC Substances which, in contact with water, emit flammable gases, corrosive:

WC1 Liquid;

WC2 Solid;

WFC Substances which, in contact with water, emit flammable gases, flammable, corrosive.

Properties

2.2.43.1.3 Certain substances in contact with water may emit flammable gases that can form explosive mixtures with air. Such mixtures are easily ignited by all ordinary sources of ignition, for example naked lights, sparking handtools or unprotected lamps. The resulting blast wave and flames may endanger people and the environment. The test method referred to in 2.2.43.1.4 below is used to determine whether the reaction of a substance with water leads to the development of a dangerous amount of gases which may be flammable. This test method shall not be applied to pyrophoric substances.

Classification

2.2.43.1.4 Substances and articles classified in Class 4.3 are listed in Table A of Chapter 3.2. The assignment of substances and articles not mentioned by name in Table A of Chapter 3.2 to the relevant entry of 2.2.43.3 in accordance with the provisions of Chapter 2.1 shall be based on the results of the test procedure in accordance with the Manual of Tests and Criteria, Part III, Section 33.4; experience shall also be taken into account when it leads to a more stringent assignment.

2.2.43.1.5 When substances not mentioned by name are assigned to one of the entries listed in 2.2.43.3 on the basis of the test procedure in accordance with the Manual of Tests and Criteria, Part III, Section 33.4, the following criteria shall apply:

A substance shall be assigned to Class 4.3 if:

(a) spontaneous ignition of the gas emitted takes place in any step of the test procedure; or

(b) there is an evolution of flammable gas at a rate greater than 1 litre per kilogramme of the substance to be tested per hour.

NOTE: Since organometallic substances can be classified in Class 4.2 or 4.3 with additional subsidiary hazards, depending on their properties, a specific classification flow chart for these substances is given in 2.3.5.

2.2.43.1.6 If substances of Class 4.3, as a result of admixtures, come into different categories of hazard from those to which the substances mentioned by name in Table A of Chapter 3.2 belong, these mixtures shall be assigned to the entries to which they belong on the basis of their actual degree of danger.

NOTE: For the classification of solutions and mixtures (such as preparations and wastes) see also 2.1.3.

2.2.43.1.7 On the basis of the test procedures in accordance with the Manual of Tests and Criteria, Part III, Section 33.4, and the criteria set out in 2.2.43.1.5, it may also be determined whether the nature of a substance mentioned by name is such that the substance is not subject to the provisions for this Class.

Assignment of packing groups

2.2.43.1.8 Substances and articles classified under the various entries in Table A of Chapter 3.2 shall be assigned to packing groups I, II or III on the basis of test procedures of the Manual of Tests and Criteria, Part III, section 33.4, in accordance with the following criteria:

- Packing group I shall be assigned to any substance which reacts vigorously with water at ambient temperature and generally demonstrates a tendency for the gas produced to ignite spontaneously, or one which reacts readily with water at ambient temperatures such that the rate of evolution of flammable gas is equal to or greater than 10 litres per kilogramme of substance over any one minute period;
- Packing group II shall be assigned to any substance which reacts readily with water at ambient temperature such that the maximum rate of evolution of flammable gas is equal to or greater than 20 litres per kilogramme of substance per hour, and which does not meet the criteria of packing group I;
- Packing group III shall be assigned to any substance which reacts slowly with water at ambient temperature such that the maximum rate of evolution of flammable gas is greater than 1 litre per kilogramme of substance per hour, and which does not meet the criteria of packing groups I or II.

2.2.43.2 Substances not accepted for carriage

Water-reactive solids, oxidizing, assigned to UN No. 3133 shall not be accepted for carriage unless they meet the requirements for Class 1 (see also 2.1.3.7).

2.2.43.3 List of collective entries

Subsidiary hazard	Classification code	UN No.	Name of the substance or article
-------------------	---------------------	--------	----------------------------------

Substances which, in contact with water, emit flammable gases

without subsidiary hazard W	liquid	W1	1389 ALKALI METAL AMALGAM, LIQUID 1391 ALKALI METAL DISPERSION or 1391 ALKALINE EARTH METAL DISPERSION 1392 ALKALINE EARTH METAL AMALGAM, LIQUID 1420 POTASSIUM METAL ALLOYS, LIQUID 1422 POTASSIUM SODIUM ALLOYS, LIQUID 3398 ORGANOMETALLIC SUBSTANCE, LIQUID, WATER-REACTIVE 1421 ALKALI METAL ALLOY, LIQUID, N.O.S. 3148 WATER-REACTIVE LIQUID, N.O.S.
	solid	W2^(a)	1390 ALKALI METAL AMIDES 3170 ALUMINIUM SMELTING BY-PRODUCTS or 3170 ALUMINIUM REMELTING BY-PRODUCTS 3401 ALKALI METAL AMALGAM, SOLID 3402 ALKALINE EARTH METAL AMALGAM, SOLID 3403 POTASSIUM METAL ALLOYS, SOLID 3404 POTASSIUM SODIUM ALLOYS, SOLID 3395 ORGANOMETALLIC SUBSTANCE, SOLID, WATER-REACTIVE 1393 ALKALINE EARTH METAL ALLOY, N.O.S. 1409 METAL HYDRIDES, WATER-REACTIVE, N.O.S. 3208 METALLIC SUBSTANCE, WATER-REACTIVE, N.O.S. 2813 WATER-REACTIVE SOLID, N.O.S.
	Articles	W3	3292 BATTERIES, CONTAINING SODIUM or 3292 CELLS, CONTAINING SODIUM 3543 ARTICLES CONTAINING A SUBSTANCE WHICH IN CONTACT WITH WATER EMITS FLAMMABLE GASES, N.O.S.

Liquid, flammable	WF1	3482	ALKALI METAL DISPERSION, FLAMMABLE or
		3482	ALKALINE EARTH METAL DISPERSION, FLAMMABLE
Solid, flammable	WF2	3399	ORGANOMETALLIC SUBSTANCE, LIQUID, WATER-REACTIVE, FLAMMABLE
		3396	ORGANOMETALLIC SUBSTANCE, SOLID, WATER-REACTIVE, FLAMMABLE
Solid, self-heating	WS^(b)	3132	WATER-REACTIVE SOLID, FLAMMABLE, N.O.S.
		3397	ORGANOMETALLIC SUBSTANCE, SOLID, WATER-REACTIVE, SELF-HEATING
Solid, oxidizing	WO	3209	METALLIC SUBSTANCE, WATER-REACTIVE, SELF-HEATING, N.O.S.
		3135	WATER-REACTIVE SOLID, SELF-HEATING, N.O.S.
Toxic	WT	3133	WATER-REACTIVE SOLID, OXIDIZING, N.O.S. (not accepted for carriage, see 2.2.43.2)
		3130	WATER-REACTIVE LIQUID, TOXIC, N.O.S.
Corrosive	WC	3134	WATER-REACTIVE SOLID, TOXIC, N.O.S.
		3129	WATER-REACTIVE LIQUID, CORROSIVE, N.O.S.
Flammable, corrosive	WFC^(c)	3131	WATER-REACTIVE SOLID, CORROSIVE, N.O.S.
		2988	CHLOROSILANES, WATER-REACTIVE, FLAMMABLE, CORROSIVE, NO.S. (No other collective entry with this classification code available; if need be, classification under a collective entry with a classification code to be determined according to the table of precedence of hazard in 2.1.3.10.)

Footnotes

- (a) Metals and metal alloys which, in contact with water, do not emit flammable gases and are not pyrophoric or self-heating, but which are readily flammable, are substances of Class 4.1. Alkaline-earth metals and alkaline-earth metal alloys in pyrophoric form are substances of Class 4.2 Dust and powders of metals in pyrophoric form are substances of Class 4.2. Metals and metal alloys in pyrophoric form are substances of Class 4.2. Compounds of phosphorus with heavy metals such as iron, copper, etc. are not subject to the provisions of RID.
- (b) Metals and metal alloys in pyrophoric form are substances of Class 4.2.
- (c) Chlorosilanes, having a flash-point of less than 23 °C and which, in contact with water, do not emit flammable gases, are substances of Class 3. Chlorosilanes, having a flash-point equal to or greater than 23 °C and which, in contact with water, do not emit flammable gases, are substances of Class 8.

2.2.51 Class 5.1: Oxidizing substances

2.2.51.1 Criteria

2.2.51.1.1 The heading of Class 5.1 covers substances which, while in themselves not necessarily combustible, may, generally by yielding oxygen, cause or contribute to the combustion of other material, and articles containing such substances.

2.2.51.1.2 The substances of Class 5.1 and articles containing such substances are subdivided as follows:

O Oxidizing substances without subsidiary hazard or articles containing such substances:

O1 Liquid;

O2 Solid;

O3 Articles;

OF Oxidizing substances, solid, flammable;

OS Oxidizing substances, solid, self-heating;

OW Oxidizing substances, solid which, in contact with water, emit flammable gases;

OT Oxidizing substances, toxic:

OT1 Liquid;

OT2 Solid;

OC Oxidizing substances, corrosive:

OC1 Liquid;

OC2 Solid;

OTC Oxidizing substances, toxic, corrosive.

2.2.51.1.3 Substances and articles classified in Class 5.1 are listed in Table A of Chapter 3.2. The assignment of substances and articles not mentioned by name in Table A of Chapter 3.2 to the relevant entry of 2.2.51.3 in accordance with the provisions of Chapter 2.1 can be based on the tests, methods and criteria in 2.2.51.1.6 to 2.2.51.1.10 below and the Manual of Tests and Criteria, Part III, Section 34.4 or, for solid ammonium nitrate based fertilizers, Section 39 subject to the restrictions of 2.2.51.2.2, thirteenth and fourteenth indents. In the event of divergence between test results and known experience, judgement based on known experience shall take precedence over test results.

2.2.51.1.4 If substances of Class 5.1, as a result of admixtures, come into different categories of hazard from those to which the substances mentioned by name in Table A of Chapter 3.2 belong, these mixtures or solutions shall be assigned to the entries to which they belong on the basis of their actual degree of danger.

NOTE: For the classification of solutions and mixtures (such as preparations and wastes), see also Section 2.1.3.

2.2.51.1.5 On the basis of the test procedures in the Manual of Tests and Criteria, Part III, Section 34.4 or, for solid ammonium nitrate based fertilizers, Section 39, and the criteria set out in 2.2.51.1.6 to 2.2.51.1.10 it may also be determined whether the nature of a substance mentioned by name in Table A of Chapter 3.2 is such that the substance is not subject to the provisions for this class.

Oxidizing solids

Classification

2.2.51.1.6 When oxidizing solid substances not mentioned by name in Table A of Chapter 3.2 are assigned to one of the entries listed in 2.2.51.3 on the basis of the test procedure in accordance with the Manual of Tests and Criteria, Part III, sub-section 34.4.1 (test O.1) or alternatively, sub section 34.4.3 (test O.3), the following criteria shall apply:

(a) In the test O.1, a solid substance shall be assigned to Class 5.1 if, in the 4:1 or the 1:1 sample-to-cellulose ratio (by mass) tested, it ignites or burns or exhibits mean burning times equal to or less than that of a 3:7 mixture (by mass) of potassium bromate and cellulose; or

(b) In the test O.3, a solid substance shall be assigned to Class 5.1 if, in the 4:1 or the 1:1 sample-to-cellulose ratio (by mass) tested, it exhibits a mean burning rate equal to or greater than the mean burning rate of a 1:2 mixture (by mass) of calcium peroxide and cellulose.

2.2.51.1.7 By exception, solid ammonium nitrate based fertilizers shall be classified in accordance with the procedure as set out in the Manual of Tests and Criteria, Part III, Section 39.

Assignment of packing groups

2.2.51.1.8 Oxidizing solids classified under the various entries in Table A of Chapter 3.2 shall be assigned to packing groups I, II or III on the basis of test procedures of the Manual of Tests and Criteria, Part III, sub-section 34.4.1 (test O.1) or sub-section 34.4.3 (test O.3), in accordance with the following criteria:

(a) Test O.1:

- (i) Packing group I: any substance which, in the 4:1 or 1:1 sample-to-cellulose ratio (by mass) tested, exhibits a mean burning time less than the mean burning time of a 3:2 mixture, by mass, of potassium bromate and cellulose;
- (ii) Packing group II: any substance which, in the 4:1 or 1:1 sample-to-cellulose ratio (by mass) tested, exhibits a mean burning time equal to or less than the mean burning time of a 2:3 mixture (by mass) of potassium bromate and cellulose and the criteria for packing group I are not met;
- (iii) Packing group III: any substance which, in the 4:1 or 1:1 sample-to-cellulose ratio (by mass) tested, exhibits a mean burning time equal to or less than the mean burning time of a 3:7 mixture (by mass) of potassium bromate and cellulose and the criteria for packing groups I and II are not met;

(b) Test O.3:

- (i) Packing group I: any substance which, in the 4:1 or 1:1 sample-to-cellulose ratio (by mass) tested, exhibits a mean burning rate greater than the mean burning rate of a 3:1 mixture (by mass) of calcium peroxide and cellulose;
- (ii) Packing group II: any substance which, in the 4:1 or 1:1 sample-to-cellulose ratio (by mass) tested, exhibits a mean burning rate equal to or greater than the mean burning rate of a 1:1 mixture (by mass) of calcium peroxide and cellulose, and the criteria for packing group I are not met;
- (iii) Packing group III: any substance which, in the 4:1 or 1:1 sample-to-cellulose ratio (by mass) tested, exhibits a mean burning rate equal to or greater than the mean burning rate of a 1:2 mixture (by mass) of calcium peroxide and cellulose, and the criteria for packing groups I and II are not met.

Oxidizing liquids

Classification

2.2.51.1.9 When oxidizing liquid substances not mentioned by name in Table A of Chapter 3.2 are assigned to one of the entries listed in 2.2.51.3 on the basis of the test procedure in accordance with the Manual of Tests and Criteria, Part III, sub-section 34.4.2, the following criteria shall apply:

A liquid substance shall be assigned to Class 5.1 if, in the 1:1 mixture, by mass, of substance and cellulose tested, it exhibits a pressure rise of 2070 kPa gauge or more and a mean pressure rise time equal to or less than the mean pressure rise time of a 1:1 mixture, by mass, of 65% aqueous nitric acid and cellulose.

Assignment of packing groups

2.2.51.1.10 Oxidizing liquids classified under the various entries in Table A of Chapter 3.2 shall be assigned to packing groups I, II or III on the basis of test procedures of the Manual of Tests and Criteria, Part III, section 34.4.2, in accordance with the following criteria:

- (a) Packing group I: any substance which, in the 1:1 mixture, by mass, of substance and cellulose tested, spontaneously ignites; or the mean pressure rise time of a 1:1 mixture, by mass, of substance and cellulose is less than that of a 1:1 mixture, by mass, of 50% perchloric acid and cellulose;
- (b) Packing group II: any substance which, in the 1:1 mixture, by mass, of substance and cellulose tested, exhibits a mean pressure rise time less than or equal to the mean pressure rise time of a 1:1 mixture, by mass, of 40% aqueous sodium chlorate solution and cellulose; and the criteria for packing group I are not met;
- (c) Packing group III: any substance which, in the 1:1 mixture, by mass, of substance and cellulose tested, exhibits a mean pressure rise time less than or equal to the mean pressure rise time of a 1:1 mixture, by mass, of 65% aqueous nitric acid and cellulose; and the criteria for packing groups I and II are not met.

2.2.51.2 Substances not accepted for carriage

2.2.51.2.1 The chemically unstable substances of Class 5.1 shall not be accepted for carriage unless the necessary steps have been taken to prevent their dangerous decomposition or polymerization during carriage. To this end it shall in particular be ensured that receptacles and tanks do not contain any material liable to promote these reactions.

2.2.51.2.2 The following substances and mixtures shall not be accepted for carriage:

- Oxidizing solids, self-heating, assigned to UN No. 3100, oxidizing solids, water-reactive, assigned to UN No. 3121 and oxidizing solids, flammable, assigned to UN No. 3137, unless they meet the requirements for Class 1 (see also 2.1.3.7);
- Hydrogen peroxide, not stabilized or hydrogen peroxide, aqueous solutions, not stabilized containing more than 60% hydrogen peroxide;
- Tetranitromethane not free from combustible impurities;
- Perchloric acid solutions containing more than 72% (mass) acid, or mixtures of perchloric acid with any liquid other than water;
- Chloric acid solution containing more than 10% chloric acid or mixtures of chloric acid with any liquid other than water;
- Halogenated fluor compounds other than UN Nos. 1745 BROMINE PENTAFLUORIDE; 1746 BROMINE TRIFLUORIDE and 2495 IODINE PENTAFLUORIDE of Class 5.1 as well as UN Nos. 1749 CHLORINE TRIFLUORIDE and 2548 CHLORINE PENTAFLUORIDE of Class 2;
- Ammonium chlorate and its aqueous solutions and mixtures of a chlorate with an ammonium salt;
- Ammonium chlorite and its aqueous solutions and mixtures of a chlorite with an ammonium salt;
- Mixtures of a hypochlorite with an ammonium salt;
- Ammonium bromate and its aqueous solutions and mixtures of a bromate with an ammonium salt;
- Ammonium permanganate and its aqueous solutions and mixtures of a permanganate with an ammonium salt;
- Ammonium nitrate containing more than 0.2% combustible substances (including any organic substance calculated as carbon) unless it is a constituent of a substance or article of Class 1;
- Ammonium nitrate based fertilizers with compositions that lead to exit boxes 4, 6, 8, 15, 31, or 33 of the flowchart of paragraph 39.5.1 of the Manual of Tests and Criteria, Part III, Section 39, unless they have been assigned a suitable UN number in Class 1;
- Ammonium nitrate based fertilizers with compositions that lead to exit boxes 20, 23 or 39 of the flowchart of paragraph 39.5.1 of the Manual of Tests and Criteria, Part III, Section 39, unless they have been assigned a suitable UN number in Class 1 or, provided that the suitability for carriage has been demonstrated and that this has been approved by the competent authority, in Class 5.1 other than UN No. 2067;
NOTE: The term "competent authority" means the competent authority of the country of origin. If the country of origin is not an RID Contracting State, the classification and conditions of carriage shall be recognized by the competent authority of the first RID Contracting State reached by the consignment.
- Ammonium nitrite and its aqueous solutions and mixtures of an inorganic nitrite with an ammonium salt;
- Mixtures of potassium nitrate, sodium nitrite and an ammonium salt.

2.2.51.3 List of collective entries

Subsidiary hazard	Classification code	UN No.	Name of the substance or article	
Oxidizing substances and articles containing such substances				
Without subsidiary hazard O	liquid O1	3210	CHLORATES, INORGANIC, AQUEOUS SOLUTION, N.O.S.	
		3211	PERCHLORATES, INORGANIC, AQUEOUS SOLUTION, N.O.S.	
		3213	BROMATES, INORGANIC, AQUEOUS SOLUTION, N.O.S.	
		3214	PERMANGANATES, INORGANIC, AQUEOUS SOLUTION, N.O.S.	
		3216	PERSULPHATES, INORGANIC, AQUEOUS SOLUTION, N.O.S.	
		3218	NITRATES, INORGANIC, AQUEOUS SOLUTION, N.O.S.	
	solid O2	3219	NITRITES, INORGANIC, AQUEOUS SOLUTION, N.O.S.	
		3139	OXIDIZING LIQUID, N.O.S.	
		articles O3	1450	BROMATES, INORGANIC, N.O.S.
			1461	CHLORATES, INORGANIC, N.O.S.
			1462	CHLORITES, INORGANIC, N.O.S.
			1477	NITRATES, INORGANIC, N.O.S.
	1481		PERCHLORATES, INORGANIC, N.O.S.	
1482	PERMANGANATES, INORGANIC, N.O.S.			
1483	PEROXIDES, INORGANIC, N.O.S.			
2627	NITRITES, INORGANIC, N.O.S.			
3212	HYPOCHLORITES, INORGANIC, N.O.S.			
3215	PERSULPHATES, INORGANIC, N.O.S.			
1479	OXIDIZING SOLID, N.O.S.			
Solid, flammable	OF	3137	OXIDIZING SOLID, FLAMMABLE, N.O.S. (not accepted for carriage, see 2.2.51.2)	
Solid, self-heating	OS	3100	OXIDIZING SOLID, SELF-HEATING, N.O.S. (not accepted for carriage, see 2.2.51.2)	
Solid, water reactive	OW	3121	OXIDIZING SOLID, WATER REACTIVE, N.O.S. (not accepted for carriage, see 2.2.51.2)	
Toxic OT	liquid OT1	3099	OXIDIZING LIQUID, TOXIC, N.O.S.	
	solid OT2	3087	OXIDIZING SOLID, TOXIC, N.O.S.	
Corrosive OC	liquid OC1	3098	OXIDIZING LIQUID, CORROSIVE, N.O.S.	
	solid OC2	3085	OXIDIZING SOLID, CORROSIVE, N.O.S.	
Toxic, corrosive	OTC	(No collective entry with this classification code available; if need be, classification under a collective entry with a classification code to be determined according to the table of precedence of hazard in 2.1.3.10.)		

2.2.52 Class 5.2: Organic peroxides

2.2.52.1 Criteria

2.2.52.1.1 The heading of Class 5.2 covers organic peroxides and formulations of organic peroxides.

2.2.52.1.2 The substances of Class 5.2 are subdivided as follows:

P1 Organic peroxides, not requiring temperature control;

P2 Organic peroxides, requiring temperature control (not accepted for carriage by rail).

Definition

2.2.52.1.3 *Organic peroxides* are organic substances which contain the bivalent -O-O- structure and may be considered derivatives of hydrogen peroxide, where one or both of the hydrogen atoms have been replaced by organic radicals.

Properties

2.2.52.1.4 Organic peroxides are liable to exothermic decomposition at normal or elevated temperatures. The decomposition can be initiated by heat, contact with impurities (e.g. acids, heavy-metal compounds, amines), friction or impact. The rate of decomposition increases with temperature and varies with the organic peroxide formulation. Decomposition may result in the evolution of harmful, or flammable, gases or vapours. Some organic peroxides may decompose explosively, particularly if confined. This characteristic may be modified by the addition of diluents or by the use of appropriate packagings. Many organic peroxides burn vigorously. Contact of organic peroxides with the eyes is to be avoided. Some organic peroxides will cause serious injury to the cornea, even after brief contact, or will be corrosive to the skin.

NOTE: Test methods for determining the flammability of organic peroxides are set out in the Manual of Tests and Criteria, Part III, sub-section 32.4. Because organic peroxides may react vigorously when heated, it is recommended to determine their flash-point using small sample sizes such as described in ISO 3679:1983.

Classification

2.2.52.1.5 Any organic peroxide shall be considered for classification in Class 5.2 unless the organic peroxide formulation contains:

(a) Not more than 1.0% available oxygen from the organic peroxides when containing not more than 1.0% hydrogen peroxide;

(b) Not more than 0.5% available oxygen from the organic peroxides when containing more than 1.0% but not more than 7.0% hydrogen peroxide.

NOTE: The available oxygen content (%) of an organic peroxide formulation is given by the formula

$$16 \times \sum (n_i \times c_i / m_i)$$

where:

n_i = number of peroxygen groups per molecule of organic peroxide i ;

c_i = concentration (mass %) of organic peroxide i ; and

m_i = molecular mass of organic peroxide i .

2.2.52.1.6 Organic peroxides are classified into seven types according to the degree of danger they present. The types of organic peroxide range from type A, which is not accepted for carriage in the packaging in which it is tested, to type G, which is not subject to the provisions of Class 5.2. The classification of types B to F is directly related to the maximum quantity allowed in one package. The principles to be applied to the classification of substances not listed in 2.2.52.4 are set out in the Manual of Tests and Criteria, Part II.

2.2.52.1.7 Organic peroxides which have already been classified and are already permitted for carriage in packagings are listed in 2.2.52.4, those already permitted for carriage in IBCs are listed in 4.1.4.2, packing instruction IBC520 and those already permitted for carriage in tanks in accordance with Chapters 4.2 and 4.3 are listed in 4.2.5.2, portable tank instruction T23. Each permitted substance listed is assigned to a generic entry of Table A of Chapter 3.2 (UN Nos. 3101 to 3120) and appropriate subsidiary hazards and remarks providing relevant transport information are given.

These generic entries specify:

- the type (B to F) of organic peroxide (see 2.2.52.1.6 above);
- physical state (liquid/solid).

Mixtures of these formulations may be classified as the same type of organic peroxide as that of the most dangerous component and be carried under the conditions of carriage given for this type. However, as two stable components can form a thermally less stable mixture, the self-accelerating decomposition temperature (SADT) of the mixture shall be determined.

2.2.52.1.8 Classification of organic peroxides not listed in 2.2.52.4, 4.1.4.2, packing instruction IBC520 or 4.2.5.2, portable tank instruction T23, and assignment to a collective entry shall be made by the competent authority of the country of origin. The statement of approval shall contain the classification and the relevant conditions of carriage. If the country of origin is not an RID Contracting State, the classification and conditions of carriage shall be recognized by the competent authority of the first RID Contracting State reached by the consignment.

2.2.52.1.9 Samples of organic peroxides or formulations of organic peroxides not listed in 2.2.52.4, for which a complete set of test results is not available and which are to be carried for further testing or evaluation, shall be assigned to one of the appropriate entries for organic peroxides type C provided the following conditions are met:

- the available data indicate that the sample would be no more dangerous than organic peroxides type B;
- the sample is packaged in accordance with packing method OP2 and the quantity per wagon is limited to 10 kg.

Samples requiring temperature control shall not be accepted for carriage by rail.

Desensitization of organic peroxides

2.2.52.1.10 In order to ensure safety during carriage, organic peroxides are in many cases desensitized by organic liquids or solids, inorganic solids or water. Where a percentage of a substance is stipulated, this refers to the percentage by mass, rounded to the nearest whole number. In general, desensitization shall be such that, in case of spillage, the organic peroxide will not concentrate to a dangerous extent.

2.2.52.1.11 Unless otherwise stated for the individual organic peroxide formulation, the following definition(s) shall apply to diluents used for desensitization:

- diluents type A are organic liquids which are compatible with the organic peroxide and which have a boiling point of not less than 150 °C. Type A diluents may be used for desensitizing all organic peroxides.
- diluents type B are organic liquids which are compatible with the organic peroxide and which have a boiling point of less than 150 °C but not less than 60 °C and a flash-point of not less than 5 °C.

Type B diluents may be used for desensitization of all organic peroxides, provided that the boiling point of the liquid is at least 60 °C higher than the SADT in a 50 kg package.

2.2.52.1.12 Diluents, other than type A or type B, may be added to organic peroxide formulations as listed in 2.2.52.4, provided that they are compatible. However, replacement of all or part of a type A or type B diluent by another diluent with differing properties requires that the organic peroxide formulation be re-assessed in accordance with the normal acceptance procedure for Class 5.2.

2.2.52.1.13 Water may only be used for the desensitization of organic peroxides which are listed in 2.2.52.4 or in the competent authority decision according to 2.2.52.1.8 as being "with water" or "as a stable dispersion in water". Samples of organic peroxides or formulations of organic peroxides not listed in 2.2.52.4 may also be desensitized with water provided the requirements of 2.2.52.1.9 are met.

2.2.52.1.14 Organic and inorganic solids may be used for desensitization of organic peroxides, provided that they are compatible. Compatible liquids and solids are those which have no detrimental influence on the thermal stability and hazard type of the organic peroxide formulation.

2.2.52.1.15 –

2.2.52.1.16 (Reserved)

2.2.52.2 Substances not accepted for carriage

The following organic peroxides shall not be accepted for carriage under the requirements of Class 5.2:

- Organic peroxides, type A (see Manual of Tests and Criteria, Part II, paragraph 20.4.3 (a)).

The following organic peroxides requiring temperature control are not to be accepted for carriage by rail:

- Organic peroxides, types B and C with an SADT ≤ 50 °C:
 - UN 3111 ORGANIC PEROXIDE TYPE B, LIQUID, TEMPERATURE CONTROLLED;
 - UN 3112 ORGANIC PEROXIDE TYPE B, SOLID, TEMPERATURE CONTROLLED;
 - UN 3113 ORGANIC PEROXIDE TYPE C, LIQUID, TEMPERATURE CONTROLLED;
 - UN 3114 ORGANIC PEROXIDE TYPE C, SOLID, TEMPERATURE CONTROLLED;
- Organic peroxides type D showing a violent or medium effect when heated under confinement with an SADT ≤ 50 °C or showing a low or no effect when heated under confinement with an SADT ≤ 45 °C:
 - UN 3115 ORGANIC PEROXIDE TYPE D, LIQUID, TEMPERATURE CONTROLLED;
 - UN 3116 ORGANIC PEROXIDE TYPE D, SOLID, TEMPERATURE CONTROLLED;

- Organic peroxides types E and F with an SADT ≤ 45 °C:
 UN 3117 ORGANIC PEROXIDE TYPE E, LIQUID, TEMPERATURE CONTROLLED;
 UN 3118 ORGANIC PEROXIDE TYPE E, SOLID, TEMPERATURE CONTROLLED;
 UN 3119 ORGANIC PEROXIDE TYPE F, LIQUID, TEMPERATURE CONTROLLED;
 UN 3120 ORGANIC PEROXIDE TYPE F, SOLID, TEMPERATURE CONTROLLED

2.2.52.3 List of collective entries

Classification code		UN No.	Name of the substance or article
Organic peroxides			
Not requiring temperature control	P1		ORGANIC PEROXIDE TYPE A, LIQUID (not accepted for carriage, see 2.2.52.2) ORGANIC PEROXIDE TYPE A, SOLID (not accepted for carriage, see 2.2.52.2)
		3101	ORGANIC PEROXIDE TYPE B, LIQUID
		3102	ORGANIC PEROXIDE TYPE B, SOLID
		3103	ORGANIC PEROXIDE TYPE C, LIQUID
		3104	ORGANIC PEROXIDE TYPE C, SOLID
		3105	ORGANIC PEROXIDE TYPE D, LIQUID
		3106	ORGANIC PEROXIDE TYPE D, SOLID
		3107	ORGANIC PEROXIDE TYPE E, LIQUID
		3108	ORGANIC PEROXIDE TYPE E, SOLID
		3109	ORGANIC PEROXIDE TYPE F, LIQUID
		3110	ORGANIC PEROXIDE TYPE F, SOLID
			ORGANIC PEROXIDE TYPE G, LIQUID (not subject to the provisions applicable to Class 5.2, see 2.2.52.1.6)
			ORGANIC PEROXIDE TYPE G, SOLID (not subject to the provisions applicable to Class 5.2, see 2.2.52.1.6)
		3545	ARTICLES CONTAINING ORGANIC PEROXIDE, N.O.S.
Requiring temperature control	P2	3111	ORGANIC PEROXIDE TYPE B, LIQUID, TEMPERATURE CONTROLLED (not accepted for carriage by rail, see 2.2.52.2)
		3112	ORGANIC PEROXIDE TYPE B, SOLID, TEMPERATURE CONTROLLED (not accepted for carriage by rail, see 2.2.52.2)
		3113	ORGANIC PEROXIDE TYPE C, LIQUID, TEMPERATURE CONTROLLED (not accepted for carriage by rail, see 2.2.52.2)
		3114	ORGANIC PEROXIDE TYPE C, SOLID, TEMPERATURE CONTROLLED (not accepted for carriage by rail, see 2.2.52.2)
		3115	ORGANIC PEROXIDE TYPE D, LIQUID, TEMPERATURE CONTROLLED (not accepted for carriage by rail, see 2.2.52.2)
		3116	ORGANIC PEROXIDE TYPE D, SOLID, TEMPERATURE CONTROLLED (not accepted for carriage by rail, see 2.2.52.2)
		3117	ORGANIC PEROXIDE TYPE E, LIQUID, TEMPERATURE CONTROLLED (not accepted for carriage by rail, see 2.2.52.2)
		3118	ORGANIC PEROXIDE TYPE E, SOLID, TEMPERATURE CONTROLLED (not accepted for carriage by rail, see 2.2.52.2)
		3119	ORGANIC PEROXIDE TYPE F, LIQUID, TEMPERATURE CONTROLLED (not accepted for carriage by rail, see 2.2.52.2)
		3120	ORGANIC PEROXIDE TYPE F, SOLID, TEMPERATURE CONTROLLED (not accepted for carriage by rail, see 2.2.52.2)

2.2.52.4 List of currently assigned organic peroxides in packagings

In the column "Packing Method", codes "OP1" to "OP8" refer to packing methods in 4.1.4.1 packing instruction P520 (see also 4.1.7.1). Organic peroxides to be carried shall fulfil the classification as listed. For substances permitted in IBCs, see 4.1.4.2, packing instruction IBC520 and, for those permitted in tanks according to Chapters 4.2 and 4.3, see 4.2.5.2.6, portable tank instruction T23. The formulations listed in packing instruction IBC 520 of 4.1.4.2 and in portable tank instruction T 23 of 4.2.5.2.6 may also be carried packed in accordance with packing method OP8 of packing instruction P 520 of 4.1.4.1.

Organic peroxide	Concentration (%)	Diluent type A (%)	Diluent type B (%) ¹	Inert solid (%)	Water	Packing method	Number (generic entry)	Subsidiary hazards and remarks
ACETYL ACETONE PEROXIDE	≤ 42	≥ 48			≥ 8	OP7	3105	(2)
"	≤ 32 as a paste					OP7	3106	(20)
ACETYL CYCLOHEXANESULPHONYL PEROXIDE	≤ 82				≥ 12		3112	prohibited
"	≤ 32		≥ 68				3115	prohibited
tert-AMYL HYDROPEROXIDE	≤ 88	≥ 6			≥ 6	OP8	3107	
tert-AMYL PEROXYACETATE	≤ 62	≥ 38				OP7	3105	
tert-AMYL PEROXYBENZOATE	≤ 100					OP5	3103	
tert-AMYL PEROXY-2-ETHYLHEXANOATE	≤ 100						3115	prohibited
tert-AMYL PEROXY-2-ETHYLHEXYL CARBONATE	≤ 100					OP7	3105	
tert-AMYLPEROXY ISOPROPYL CARBONATE	≤ 77	≥ 23				OP5	3103	
tert-AMYL PEROXYNEODECANOATE	≤ 77		≥ 23				3115	prohibited
"	≤ 47	≥ 53					3119	prohibited
tert-AMYL PEROXYPIVALATE	≤ 77		≥ 23				3113	prohibited
tert-AMYLPEROXY-3,5,5-TRIMETHYLHEXANOATE	≤ 100					OP7	3105	
tert-BUTYL CUMYL PEROXIDE	> 42 – 100					OP8	3109	
"	≤ 52			≥ 48		OP8	3108	
n-BUTYL-4,4-DI-(tert-BUTYLPEROXY) VALERATE	> 52 – 100					OP5	3103	
"	≤ 52			≥ 48		OP8	3108	
tert-BUTYL HYDROPEROXIDE	> 79 – 90				≥ 10	OP5	3103	(13)
"	≤ 80	≥ 20				OP7	3105	(4) (13)
"	≤ 79				> 14	OP8	3107	(13) (23)

Organic peroxide	Concentration (%)	Diluent type A (%)	Diluent type B (%) ¹	Inert solid (%)	Water	Packing method	Number (generic entry)	Subsidiary hazards and remarks
"	≤ 72				≥ 28	OP8	3109	(13)
tert-BUTYL HYDROPEROXIDE + DI-tert-BUTYLPEROXIDE	< 82 + > 9				≥ 7	OP5	3103	(13)
tert-BUTYL MONOPEROXYMALEATE	> 52 – 100					OP5	3102	(3)
"	≤ 52	≥ 48				OP6	3103	
"	≤ 52			≥ 48		OP8	3108	
"	≤ 52 as a paste					OP8	3108	
tert-BUTYL PEROXYACETATE	> 52 – 77	≥ 23				OP5	3101	(3)
"	> 32 – 52	≥ 48				OP6	3103	
"	≤ 32		≥ 68			OP8	3109	
tert-BUTYL PEROXYBENZOATE	> 77 – 100					OP5	3103	
"	> 52 – 77	≥ 23				OP7	3105	
"	≤ 52			≥ 48		OP7	3106	
tert-BUTYL PEROXYBUTYL FUMARATE	≤ 52	≥ 48				OP7	3105	
tert-BUTYL PEROXYCROTONATE	≤ 77	≥ 23				OP7	3105	
tert-BUTYL PEROXYDIETHYLACETATE	≤ 100						3113	prohibited
tert-BUTYL PEROXY-2-ETHYLHEXANOATE	> 52 – 100						3113	prohibited
"	> 32 – 52		≥ 48				3117	prohibited
"	≤ 32			≥ 48			3118	prohibited
"	≤ 32		≥ 68				3119	prohibited
tert-BUTYL PEROXY-2-ETHYLHEXANOATE + 2,2-DI-(tert-BUTYLPEROXY)BUTANE	≤ 12 + ≤ 14	≥ 14		≥ 60		OP7	3106	

Organic peroxide	Concentration (%)	Diluent type A (%)	Diluent type B (%) ¹	Inert solid (%)	Water	Packing method	Number (generic entry)	Subsidiary hazards and remarks
"	≤ 31 + ≤ 36		≥ 33				3115	prohibited
tert-BUTYL PEROXY-2-ETHYLHEXYLCARBONATE	≤ 100					OP7	3105	
tert-BUTYL PEROXYISOBUTYRATE	> 52 – 77		≥ 23				3111	prohibited
"	≤ 52		≥ 48				3115	prohibited
tert-BUTYLPEROXY ISOPROPYLCARBONATE	≤ 77	≥ 23				OP5	3103	
1-(2-tert-BUTYLPEROXY ISOPROPYL)-3-ISOPROPENYLBENZENE	≤ 77	≥ 23				OP7	3105	
"	≤ 42			≥ 58		OP8	3108	
tert-BUTYL PEROXY-2-METHYLBENZOATE	≤ 100					OP5	3103	
tert-BUTYL PEROXYNEODECANOATE	> 77 – 100						3115	prohibited
"	≤ 77	≥ 23					3115	prohibited
"	≤ 52 as a stable dispersion in water						3119	prohibited
"	≤ 42 as a stable dispersion in water (frozen)						3118	prohibited
"	≤ 32	≥ 68					3119	prohibited
tert-BUTYL PEROXYNEOHEPTANOATE	≤ 77	≥ 23					3115	prohibited
"	≤ 42 as a stable dispersion in water						3117	prohibited
tert-BUTYL PEROXYPIVALATE	> 67 – 77	≥ 23					3113	prohibited
"	> 27 – 67		≥ 33				3115	prohibited

Organic peroxide	Concentration (%)	Diluent type A (%)	Diluent type B (%) ¹	Inert solid (%)	Water	Packing method	Number (generic entry)	Subsidiary hazards and remarks
"	≤ 27		≥ 73				3119	prohibited
tert-BUTYL PEROXY STEARYLCARBONATE	≤ 100					OP7	3106	
tert-BUTYL PEROXY-3,5,5-TRIMETHYLHEXANOATE	> 37 – 100					OP7	3105	
"	≤ 42			≥ 58		OP7	3106	
"	≤ 37		≥ 63			OP8	3109	
3-CHLOROPEROXYBENZOIC ACID	> 57 – 86			≥ 14		OP1	3102	(3)
"	≤ 57			≥ 3	≥ 40	OP7	3106	
"	≤ 77			≥ 6	≥ 17	OP7	3106	
CUMYL HYDROPEROXIDE	> 90 – 98	≤ 10				OP8	3107	(13)
"	≤ 90	≥ 10				OP8	3109	(13) (18)
CUMYL PEROXYNEODECANOATE	≤ 87	≥ 13					3115	prohibited
"	≤ 77		≥ 23				3115	prohibited
"	≤ 52 as a stable dispersion in water						3119	prohibited
CUMYL PEROXYNEOHEPTANOATE	≤ 77	≥ 23					3115	prohibited
CUMYL PEROXYPIVALATE	≤ 77		≥ 23				3115	prohibited
CYCLOHEXANONE PEROXIDE(S)	≤ 91				≥ 9	OP6	3104	(13)
"	≤ 72	≥ 28				OP7	3105	(5)
"	≤ 72 as a paste					OP7	3106	(5) (20)
"	≤ 32			≥ 68			exempt	(29)
([3R-(3R,5aS,6S,8aS,9R,10R,12S, 12aR**)]-DECAHYDRO-10-METHOXY-3,6,9-TRIMETHYL-3,12-EPOXY-12H-PYRANO[4,3-j]-1,2-BENZODIOXEPIN)	≤ 100					OP7	3106	

Organic peroxide	Concentration (%)	Diluent type A (%)	Diluent type B (%) ¹	Inert solid (%)	Water	Packing method	Number (generic entry)	Subsidiary hazards and remarks
DIACETONE ALCOHOL PEROXIDES	≤ 57		≥ 26		≥ 8		3115	prohibited
DIACETYL PEROXIDE	≤ 27		≥ 73				3115	prohibited
DI-tert-AMYL PEROXIDE	≤ 100					OP8	3107	
2,2-DI-(tert-AMYLPEROXY)-BUTANE	≤ 57	≥ 43				OP7	3105	
1,1-DI-(tert-AMYLPEROXY)CYCLOHEXANE	≤ 82	≥ 18				OP6	3103	
DIBENZOYL PEROXIDE	> 52 – 100			≤ 48		OP2	3102	(3)
"	> 77 – 94				≥ 6	OP4	3102	(3)
"	≤ 77				≥ 23	OP6	3104	
"	≤ 62			≥ 28	≥ 10	OP7	3106	
"	> 52 – 62 as a paste					OP7	3106	(20)
"	> 35 – 52			≥ 48		OP7	3106	
"	> 36 – 42	≥ 18			≤ 40	OP8	3107	
"	≤ 56.5 as a paste				≥ 15	OP8	3108	
"	≤ 52 as a paste					OP8	3108	(20)
"	≤ 42 as a stable dispersion in water					OP8	3109	
"	≤ 35			≥ 65			exempt	(29)
DI-(4-tert-BUTYLCYCLOHEXYL)-PEROXYDICARBONATE	≤ 100						3114	prohibited
"	≤ 42 as a stable dispersion in water						3119	prohibited

Organic peroxide	Concentration (%)	Diluent type A (%)	Diluent type B (%) ¹	Inert solid (%)	Water	Packing method	Number (generic entry)	Subsidiary hazards and remarks
"	≤ 42 as a paste						3116	prohibited
DI-tert-BUTYL PEROXIDE	> 52 – 100					OP8	3107	
"	≤ 52		≥ 48			OP8	3109	(25)
DI-tert-BUTYL PEROXYAZELATE	≤ 52	≥ 48				OP7	3105	
2,2-DI-(tert-BUTYLPEROXY)BUTANE	≤ 52	≥ 48				OP6	3103	
1,6-DI-(tert-BUTYLPEROXY-CARBONYLOXY) HEXANE	≤ 72	≥ 28				OP5	3103	
1,1-DI-(tert-BUTYLPEROXY) CYCLOHEXANE	> 80 – 100					OP5	3101	(3)
"	≤ 72		≥ 28			OP5	3103	(30)
"	> 52 – 80	≥ 20				OP5	3103	
"	> 42 – 52	≥ 48				OP7	3105	
"	≤ 42	≥ 13		≥ 45		OP7	3106	
"	≤ 42	≥ 58				OP8	3109	
"	≤ 27	≥ 25				OP8	3107	(21)
"	≤ 13	≥ 13	≥ 74			OP8	3109	
1,1-DI-(tert-BUTYLPEROXY) CYCLOHEXANE + tert-BUTYL PEROXY-2-ETHYLHEXANOATE	≤ 43 + ≤ 16	≥ 41				OP7	3105	
DI-n-BUTYL PEROXYDICARBONATE	> 27 – 52		≥ 48				3115	prohibited
"	≤ 27		≥ 73				3117	prohibited
"	≤ 42 as a stable dispersion in water (frozen)						3118	prohibited
DI-sec-BUTYL PEROXYDICARBONATE	> 52 – 100						3113	prohibited
"	≤ 52		≥ 48				3115	prohibited

Organic peroxide	Concentration (%)	Diluent type A (%)	Diluent type B (%) ¹	Inert solid (%)	Water	Packing method	Number (generic entry)	Subsidiary hazards and remarks
DI-(tert-BUTYLPEROXYISOPROPYL)BENZENE(S)	> 42 – 100			≤ 57		OP7	3106	
"	≤ 42			≥ 58			exempt	(29)
DI-(tert-BUTYLPEROXY) PHTHALATE	> 42 – 52	≥ 48				OP7	3105	
"	≤ 52 as a paste					OP7	3106	(20)
"	≤ 42	≥ 58				OP8	3107	
2,2-DI-(tert-BUTYLPEROXY) PROPANE	≤ 52	≥ 48				OP7	3105	
"	≤ 42	≥ 13		≥ 45		OP7	3106	
1,1-DI-(tert-BUTYLPEROXY)-3,3,5-TRIMETHYLCYCLOHEXANE	> 90 – 100					OP5	3101	(3)
"	≤ 90		≥ 10			OP5	3103	(30)
"	> 57 – 90	≥ 10				OP5	3103	
"	≤ 77		≥ 23			OP5	3103	
"	≤ 57			≥ 43		OP8	3110	
"	≤ 57	≥ 43				OP8	3107	
"	≤ 32	≥ 26	≥ 42			OP8	3107	
DICETYL PEROXYDICARBONATE	≤ 100						3120	prohibited
"	≤ 42 as a stable dispersion in water						3119	prohibited
DI-4-CHLOROBENZOYL PEROXIDE	≤ 77				≥ 23	OP5	3102	(3)
"	≤ 52 as a paste					OP7	3106	(20)
"	≤ 32			≥ 68			exempt	(29)

Organic peroxide	Concentration (%)	Diluent type A (%)	Diluent type B (%) ¹	Inert solid (%)	Water	Packing method	Number (generic entry)	Subsidiary hazards and remarks
DICUMYL PEROXIDE	> 52 – 100					OP8	3110	(12)
"	≤ 52			≥ 48			exempt	(29)
DICYCLOHEXYL PEROXYDICARBONATE	> 91 – 100						3112	prohibited
"	≤ 91				≥ 9		3114	prohibited
"	≤ 42 as a stable dispersion in water						3119	prohibited
DIDECANOYL PEROXIDE	≤ 100						3114	prohibited
2,2-DI-(4,4-DI (tert-BUTYLPEROXY) CYCLOHEXYL) PROPANE	≤ 42			≥ 58		OP7	3106	
"	≤ 22		≥ 78			OP8	3107	
DI-2,4-DICHLOROBENZOYL PEROXIDE	≤ 77				≥ 23	OP5	3102	(3)
"	≤ 52 as a paste						3118	prohibited
"	≤ 52 as a paste with silicon oil					OP7	3106	
DI-(2-ETHOXYETHYL) PEROXYDICARBONATE	≤ 52		≥ 48				3115	prohibited
DI-(2-ETHYLHEXYL) PEROXYDICARBONATE	> 77 – 100						3113	prohibited
"	≤ 77		≥ 23				3115	prohibited
"	≤ 62 as a stable dispersion in water						3119	prohibited
"	≤ 52 as a stable dispersion in water (frozen)						3120	prohibited
2,2-DIHYDROPEROXYPROPANE	≤ 27			≥ 73		OP5	3102	(3)

Organic peroxide	Concentration (%)	Diluent type A (%)	Diluent type B (%) ¹	Inert solid (%)	Water	Packing method	Number (generic entry)	Subsidiary hazards and remarks
DI-(1-HYDROXYCYCLOHEXYL) PEROXIDE	≤ 100					OP7	3106	
DIISOBUTYRYL PEROXIDE	> 32 – 52		≥ 48				3111	prohibited
"	≤ 32		≥ 68				3115	prohibited
"	≤ 42 as a stable dispersion in water						3119	prohibited
DI-ISOPROPYLBENZENE DIHYDROPEROXIDE	≤ 82	≥ 5			≥ 5	OP7	3106	(24)
DIISOPROPYL PEROXYDICARBONATE	> 52 – 100						3112	prohibited
"	≤ 52		≥ 48				3115	prohibited
"	≤ 32	≥ 68					3115	prohibited
DILAUROYL PEROXIDE	≤ 100					OP7	3106	
"	≤ 42 as a stable dispersion in water					OP8	3109	
DI-(3-METHOXYBUTYL) PEROXYDICARBONATE	≤ 52		≥ 48				3115	prohibited
DI-(2-METHYLBENZOYL) PEROXIDE	≤ 87				≥ 13		3112	prohibited
DI-(4-METHYLBENZOYL) PEROXIDE □	≤ 52 as a paste with silicon oil					OP7	3106	
DI-(3-METHYLBENZOYL) PEROXIDE + BENZOYL (3-METHYLBENZOYL) PEROXIDE + DIBENZOYL PEROXIDE	≤ 20 + ≤ 18 + ≤ 4		≥ 58				3115	prohibited
2,5-DIMETHYL-2,5-DI-(BENZOYLPEROXY) HEXANE	> 82 – 100					OP5	3102	(3)
"	≤ 82			≥ 18		OP7	3106	
"	≤ 82				≥ 18	OP5	3104	

Organic peroxide	Concentration (%)	Diluent type A (%)	Diluent type B (%) ¹	Inert solid (%)	Water	Packing method	Number (generic entry)	Subsidiary hazards and remarks
2,5-DIMETHYL-2,5-DI-(tert-BUTYLPEROXY) HEXANE	> 90 – 100					OP5	3103	
"	> 52 – 90	≥ 10				OP7	3105	
"	≤ 77			≥ 23		OP8	3108	
"	≤ 52	≥ 48				OP8	3109	
"	≤ 47 as a paste					OP8	3108	
2,5-DIMETHYL-2,5-DI-(tert-BUTYLPEROXY) HEXYNE-3	> 86 – 100					OP5	3101	(3)
"	>52 – 86	≥ 14				OP5	3103	(26)
	≤ 52			≥ 48		OP7	3106	
2,5-DIMETHYL-2,5-DI-(2-ETHYLHEXANOYLPEROXY) HEXANE	≤ 100						3113	prohibited
2,5-DIMETHYL-2,5-DIHYDROPEROXYHEXANE□	≤ 82				≥ 18	OP6	3104	
2,5-DIMETHYL-2,5-DI-(3,5,5-TRIMETHYLHEXANOYLPEROXY) HEXANE	≤ 77	≥ 23				OP7	3105	
1,1-DIMETHYL-3-HYDROXYBUTYLPEROXYNEOHEPTANOATE	≤ 52	≥ 48					3117	prohibited
DIMYRISTYL PEROXYDICARBONATE	≤ 100						3116	prohibited
"	≤ 42 as a stable dispersion in water						3119	prohibited
DI-(2-NEODECANOYLPEROXYISOPROPYL) BENZENE	≤ 52	≥ 48					3115	prohibited
DI-n-NONANOYL PEROXIDE	≤ 100						3116	prohibited
DI-n-OCTANOYL PEROXIDE	≤ 100						3114	prohibited
DI-(2-PHENOXYETHYL) PEROXYDICARBONATE	> 85 – 100					OP5	3102	(3)

Organic peroxide	Concentration (%)	Diluent type A (%)	Diluent type B (%) ¹	Inert solid (%)	Water	Packing method	Number (generic entry)	Subsidiary hazards and remarks
"	≤ 85				≥ 15	OP7	3106	
DIPROPIONYL PEROXIDE	≤ 27		≥ 73				3117	prohibited
DI-n-PROPYL PEROXYDICARBONATE	≤ 100						3113	prohibited
"	≤ 77		≥ 23				3113	prohibited
DISUCCINIC ACID PEROXIDE	> 72 – 100					OP4	3102	(3) (17)
"	≤ 72				≥ 28		3116	prohibited
DI-(3,5,5-TRIMETHYLHEXANOYL) PEROXIDE	> 52 – 82	≥ 18					3115	prohibited
"	> 38 – 52	≥ 48					3119	prohibited
"	≤ 52 as a stable dispersion in water						3119	prohibited
"	≤ 38	≥ 62					3119	prohibited
ETHYL 3,3-DI-(tert-AMYLPEROXY) BUTYRATE	≤ 67	≥ 33				OP7	3105	
ETHYL 3,3-DI-(tert-BUTYLPEROXY) BUTYRATE	> 77 – 100					OP5	3103	
"	≤ 77	≥ 23				OP7	3105	
"	≤ 52			≥ 48		OP7	3106	
1-(2-ETHYLHEXANOYL-PEROXY)-1,3-DIMETHYLBUTYL PEROXYPIVALATE	≤ 52	≥ 45	≥ 10				3115	prohibited
tert-HEXYL PEROXYNEODECANOATE	≤ 71	≥ 29					3115	prohibited
tert-HEXYL PEROXYPIVALATE	≤ 72		≥ 28				3115	prohibited
3-HYDROXY-1,1-DIMETHYLBUTYL PEROXYNEODECANOATE	≤ 77	≥ 23					3115	prohibited
"	≤ 52 as a stable dispersion in water						3119	prohibited

Organic peroxide	Concentration (%)	Diluent type A (%)	Diluent type B (%) ¹	Inert solid (%)	Water	Packing method	Number (generic entry)	Subsidiary hazards and remarks
"	≤ 52	≥ 48					3117	prohibited
ISOPROPYL sec-BUTYL PEROXYDICARBONATE + DI-sec-BUTYL PEROXYDICARBONATE + DI-ISOPROPYL PEROXYDICARBONATE	≤ 32 + ≤ 15 – 18 + ≤ 12 – 15	≥ 38					3115	prohibited
"	≤ 52 + ≤ 28 + ≤ 22						3111	prohibited
ISOPROPYLCUMYL HYDROPEROXIDE	≤ 72	≥ 28				OP8	3109	(13)
p-MENTHYL HYDROPEROXIDE	> 72 – 100					OP7	3105	(13)
"	≤ 72	≥ 28				OP8	3109	(27)
METHYLCYCLOHEXANONE PEROXIDE(S)	≤ 67		≥ 33				3115	prohibited
METHYL ETHYL KETONE PEROXIDE(S)	see remark (8)	≥ 48				OP5	3101	(3) (8) (13)
"	see remark (9)	≥ 55				OP7	3105	(9)
"	see remark (10)	≥ 60				OP8	3107	(10)
METHYL ISOBUTYL KETONE PEROXIDE(S)	≤ 62	≥ 19				OP7	3105	(22)
METHYL ISOPROPYL KETONE PEROXIDE(S)	see remark (31)	≥ 70				OP8	3109	(31)
ORGANIC PEROXIDE, LIQUID, SAMPLE						OP2	3103	(11)
ORGANIC PEROXIDE, LIQUID, SAMPLE, TEMPERATURE CONTROLLED							3113	prohibited
ORGANIC PEROXIDE, SOLID, SAMPLE						OP2	3104	(11)
ORGANIC PEROXIDE, SOLID, SAMPLE, TEMPERATURE CONTROLLED							3114	prohibited
3,3,5,7,7-PENTAMETHYL-1,2,4-TRIOXEPANE	≤ 100					OP8	3107	

Organic peroxide	Concentration (%)	Diluent type A (%)	Diluent type B (%) ¹	Inert solid (%)	Water	Packing method	Number (generic entry)	Subsidiary hazards and remarks
PEROXYACETIC ACID, TYPE D, stabilized	≤ 43					OP7	3105	(13) (14) (19)
PEROXYACETIC ACID, TYPE E, stabilized	≤ 43					OP8	3107	(13) (15) (19)
PEROXYACETIC ACID, TYPE F, stabilized	≤ 43					OP8	3109	(13) (16) (19)
PEROXYLAURIC ACID	≤ 100						3118	prohibited
1-PHENYLETHYL HYDROPEROXIDE	≤ 38		≥ 62			OP8	3109	
PINANYL HYDROPEROXIDE	> 56 – 100					OP7	3105	(13)
"	≤ 56	≥ 44				OP8	3109	
POLYETHER POLY-tert-BUTYLPEROXYCARBONATE	≤ 52		≥ 48			OP8	3107	
1,1,3,3-TETRAMETHYLBUTYL HYDROPEROXIDE	≤ 100					OP7	3105	
1,1,3,3-TETRAMETHYLBUTYL PEROXY-2 ETHYLHEXANOATE	≤ 100						3115	prohibited
1,1,3,3- TETRAMETHYLBUTYL PEROXYNEODECANOATE	≤ 72		≥ 28				3115	prohibited
"	≤ 52 as a stable dispersion in water						3119	prohibited
1,1,3,3-TETRAMETHYL-BUTYL PEROXYPIVALATE	≤ 77	≥ 23					3115	prohibited
3,6,9-TRIETHYL-3,6,9-TRIMETHYL-1,4,7 TRIPEROXONANE	≤ 42	≥ 58				OP7	3105	(28)
"	≤ 17	≥ 18		≥ 65		OP8	3110	

Remarks (refer to the last column of the Table in 2.2.52.4):

- (1) Diluent type B may always be replaced by diluent type A. The boiling point of diluent type B shall be at least 60 °C higher than the SADT of the organic peroxide.
- (2) Available oxygen $\leq 4.7\%$.
- (3) "EXPLOSIVE" subsidiary hazard label required (Model No.1, see 5.2.2.2.2).
- (4) Diluent may be replaced by di-tert-butyl peroxide.
- (5) Available oxygen $\leq 9\%$.
- (6) (Reserved)
- (7) (Reserved)
- (8) Available oxygen $> 10\%$ and $\leq 10.7\%$, with or without water.
- (9) Available oxygen $\leq 10\%$, with or without water.
- (10) Available oxygen $\leq 8.2\%$, with or without water.
- (11) See 2.2.52.1.9.
- (12) Up to 2 000 kg per receptacle assigned to ORGANIC PEROXIDE TYPE F on the basis of large scale trials.
- (13) "CORROSIVE" subsidiary hazard label required (Model No.8, see 5.2.2.2.2).
- (14) Peroxyacetic acid formulations which fulfil the criteria of the Manual of Tests and Criteria, paragraph 20.4.3 (d).
- (15) Peroxyacetic acid formulations which fulfil the criteria of the Manual of Tests and Criteria, paragraph 20.4.3 (e).
- (16) Peroxyacetic acid formulations which fulfil the criteria of the Manual of Tests and Criteria, paragraph 20.4.3 (f).
- (17) Addition of water to this organic peroxide will decrease its thermal stability.
- (18) No "CORROSIVE" subsidiary hazard label (Model No.8, see 5.2.2.2.2) required for concentrations below 80%.
- (19) Mixtures with hydrogen peroxide, water and acid(s).
- (20) With diluent type A, with or without water.
- (21) With $\geq 25\%$ diluent type A by mass, and in addition ethylbenzene.
- (22) With $\geq 19\%$ diluent type A by mass, and in addition methyl isobutyl ketone.
- (23) With $< 6\%$ di-tert-butyl peroxide.
- (24) With $\leq 8\%$ 1-isopropylhydroperoxy-4-isopropylhydroxybenzene.
- (25) Diluent type B with boiling point $> 110\text{ }^{\circ}\text{C}$.
- (26) With $< 0.5\%$ hydroperoxides content.
- (27) For concentrations more than 56%, "CORROSIVE" subsidiary hazard label required (Model No.8, see 5.2.2.2.2).
- (28) Available active oxygen $\leq 7.6\%$ in diluent Type A having a 95% boil-off point in the range of $200\text{ }^{\circ}\text{C} - 260\text{ }^{\circ}\text{C}$.
- (29) Not subject to the requirements of RID for Class 5.2.
- (30) Diluent type B with boiling point $> 130\text{ }^{\circ}\text{C}$.
- (31) Active oxygen $\leq 6.7\%$.

2.2.61 Class 6.1: Toxic substances

2.2.61.1 Criteria

2.2.61.1.1 The heading of Class 6.1 covers substances of which it is known by experience or regarding which it is presumed from experiments on animals that in relatively small quantities they are able by a single action or by action of short duration to cause damage to human health, or death, by inhalation, by cutaneous absorption or by ingestion.

NOTE: Genetically modified microorganisms and organisms shall be assigned to this Class if they meet the conditions for this Class.

2.2.61.1.2 Substances of Class 6.1 are subdivided as follows:

T Toxic substances without subsidiary hazard:

- T1 Organic, liquid;
- T2 Organic, solid;
- T3 Organometallic substances;
- T4 Inorganic, liquid;
- T5 Inorganic, solid;
- T6 Liquid, used as pesticides;
- T7 Solid, used as pesticides;
- T8 Samples;
- T9 Other toxic substances;
- T10 Articles

TF Toxic substances, flammable:

- TF1 Liquid;
- TF2 Liquid, used as pesticides;
- TF3 Solid;

TS Toxic substances, self-heating, solid;

TW Toxic substances, which, in contact with water, emit flammable gases:

- TW1 Liquid;
- TW2 Solid;

TO Toxic substances, oxidizing:

- TO1 Liquid;
- TO2 Solid;

TC Toxic substances, corrosive:

- TC1 Organic, liquid;
- TC2 Organic, solid;
- TC3 Inorganic, liquid;
- TC4 Inorganic, solid;

TFC Toxic substances, flammable, corrosive.

TFW Toxic substances, flammable, which, in contact with water, emit flammable gases.

Definitions

2.2.61.1.3 For the purposes of RID:

LD₅₀ (median lethal dose) for acute oral toxicity is the statistically derived single dose of a substance that can be expected to cause death within 14 days in 50 per cent of young adult albino rats when administered by the oral route. The LD₅₀ value is expressed in terms of mass of test substance per mass of test animal (mg/kg);

LD₅₀ for acute dermal toxicity is that dose of the substance which, administered by continuous contact for 24 hours with the bare skin of albino rabbits, is most likely to cause death within 14 days in one half of the animals tested. The number of animals tested shall be sufficient to give a statistically significant result and be in conformity with good pharmacological practice. The result is expressed in milligrams per kg body mass;

LC₅₀ for acute toxicity on inhalation is that concentration of vapour, mist or dust which, administered by continuous inhalation to both male and female young adult albino rats for one hour, is most likely to cause death within 14 days in one half of the animals tested. A solid substance shall be tested if at least 10% (by mass) of its total mass is likely to be dust in a respirable range, e.g. the aerodynamic diameter of that particle-fraction is 10 µm or less. A liquid substance shall be tested if a mist is likely to be generated in a leakage of the transport containment. Both for solid and liquid substances more than 90% (by mass) of a specimen

prepared for inhalation toxicity shall be in the respirable range as defined above. The result is expressed in milligrams per litre of air for dusts and mists or in millilitres per cubic metre of air (parts per million) for vapours.

Classification and assignment of packing groups

2.2.61.1.4 Substances of Class 6.1 shall be classified in three packing groups according to the degree of danger they present for carriage, as follows:

- Packing group I: highly toxic substances
Packing group II: toxic substances
Packing group III: slightly toxic substances.

2.2.61.1.5 Substances, mixtures, solutions and articles classified in Class 6.1 are listed in Table A of Chapter 3.2. The assignment of substances, mixtures and solutions not mentioned by name in Table A of Chapter 3.2 to the relevant entry of 2.2.61.3 and to the relevant packing group in accordance with the provisions of Chapter 2.1, shall be made according to the following criteria in 2.2.61.1.6 to 2.2.61.1.11.

2.2.61.1.6 To assess the degree of toxicity, account shall be taken of human experience of instances of accidental poisoning, as well as special properties possessed by any individual substances: liquid state, high volatility, any special likelihood of cutaneous absorption, and special biological effects.

2.2.61.1.7 In the absence of observations on humans, the degree of toxicity shall be assessed using the available data from animal experiments in accordance with the table below:

	Packing group	Oral toxicity LD ₅₀ (mg/kg)	Dermal toxicity LD ₅₀ (mg/kg)	Inhalation toxicity by dusts and mists LC ₅₀ (mg/l)
Highly toxic	I	≤ 5	≤ 50	≤ 0.2
Toxic	II	> 5 and ≤ 50	> 50 and ≤ 200	> 0.2 and ≤ 2
Slightly toxic	III ^(a)	> 50 and ≤ 300	> 200 and ≤ 1 000	> 2 and ≤ 4

^(a) Tear gas substances shall be included in packing group II even if data concerning their toxicity correspond to packing group III criteria.

2.2.61.1.7.1 Where a substance exhibits different degrees of toxicity for two or more kinds of exposure, it shall be classified under the highest such degree of toxicity.

2.2.61.1.7.2 Substances meeting the criteria of Class 8 and with an inhalation toxicity of dusts and mists (LC₅₀) leading to packing group I shall only be accepted for an allocation to Class 6.1 if the toxicity through oral ingestion or dermal contact is at least in the range of packing groups I or II. Otherwise an assignment to Class 8 shall be made if appropriate (see 2.2.8.1.4.5).

2.2.61.1.7.3 The criteria for inhalation toxicity of dusts and mists are based on LC₅₀ data relating to 1-hour exposure, and where such information is available it shall be used. However, where only LC₅₀ data relating to 4-hour exposure are available, such figures can be multiplied by four and the product substituted in the above criteria, i.e. LC₅₀ value multiplied by four (4 hour) is considered the equivalent of LC₅₀ (1 hour).

Inhalation toxicity of vapours

2.2.61.1.8 Liquids giving off toxic vapours shall be classified into the following groups where "V" is the saturated vapour concentration (in ml/m³ of air) (volatility) at 20 °C and standard atmospheric pressure:

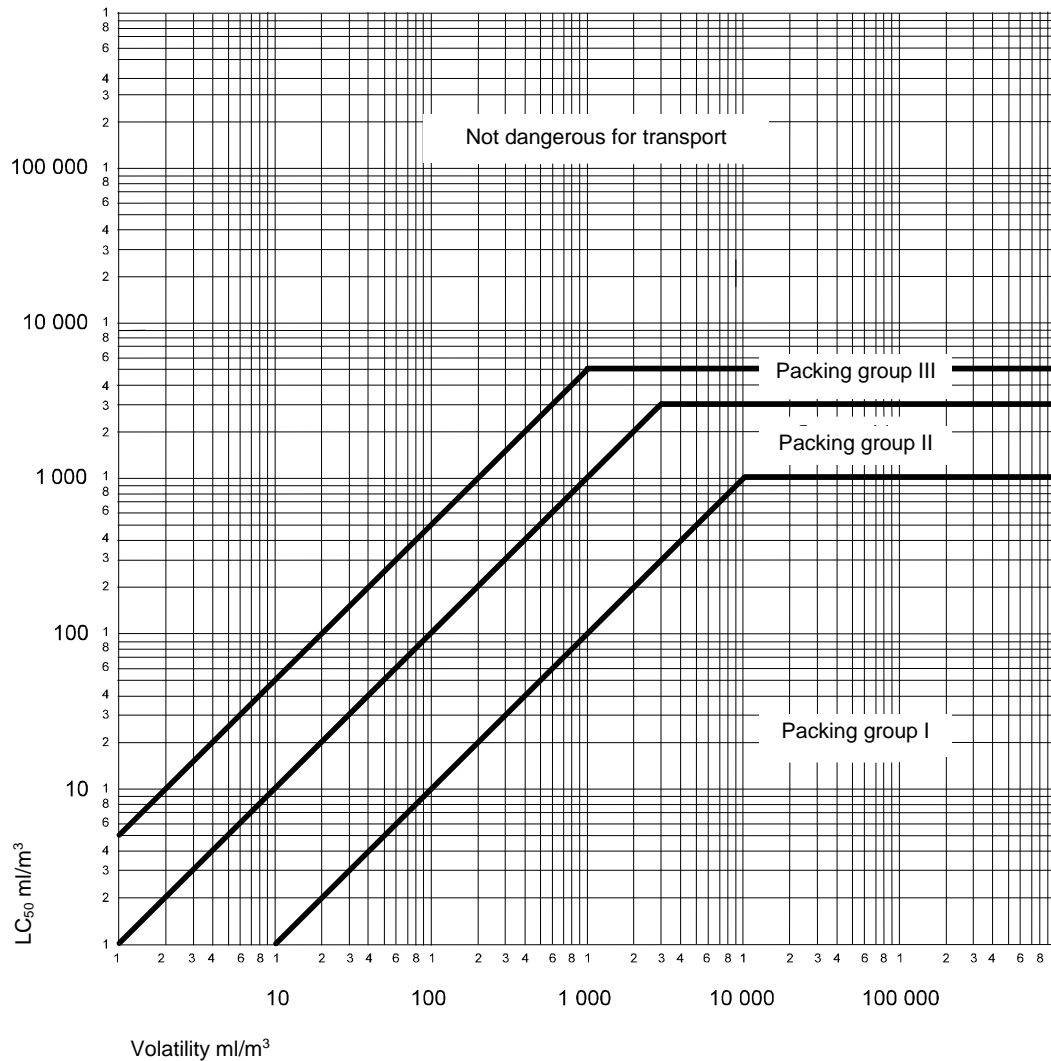
	Packing group	
Highly toxic	I	Where V ≥ 10 LC ₅₀ and LC ₅₀ ≤ 1 000 ml/m ³
Toxic	II	Where V ≥ LC ₅₀ and LC ₅₀ ≤ 3 000 ml/m ³ and the criteria for packing group I are not met
Slightly toxic	III ^(a)	Where V ≥ 1/5 LC ₅₀ and LC ₅₀ ≤ 5 000 ml/m ³ and the criteria for packing groups I and II are not met

^(a) Tear gas substances shall be included in packing group II even if data concerning their toxicity correspond to packing group III criteria.

These criteria for inhalation toxicity of vapours are based on LC₅₀ data relating to 1-hour exposure, and where such information is available, it shall be used.

However, where only LC₅₀ data relating to 4-hour exposure to the vapours are available, such figures can be multiplied by two and the product substituted in the above criteria, i.e. LC₅₀ (4 hour) × 2 is considered the equivalent of LC₅₀ (1 hour).

Group borderlines inhalation toxicity of vapours



In this figure, the criteria are expressed in graphical form, as an aid to easy classification. However, due to approximations inherent in the use of graphs, substances falling on or near group borderlines shall be checked using numerical criteria.

Mixtures of liquids

2.2.61.1.9 Mixtures of liquids which are toxic on inhalation shall be assigned to packing groups according to the following criteria:

2.2.61.1.9.1 If LC₅₀ is known for each of the toxic substances constituting the mixture, the packing group may be determined as follows:

(a) Calculation of the LC₅₀ of the mixture:

$$LC_{50}(\text{mixture}) = \frac{1}{\sum_{i=1}^n \frac{f_i}{LC_{50i}}}$$

where

f_i = molar fraction of constituent i of the mixture;

LC_{50i} = average lethal concentration of constituent i in ml/m^3 .

(b) Calculation of volatility of each mixture constituent:

$$V_i = P_i \times \frac{10^6}{101.3} \text{ (ml/m}^3\text{)}$$

where

P_i = partial pressure of constituent i in kPa at 20 °C and at standard atmospheric pressure.

(c) Calculation of the ratio of volatility to LC_{50} :

$$R = \sum_{i=1}^n \frac{V_i}{LC_{50i}}$$

(d) The values calculated for LC_{50} (mixture) and R are then used to determine the packing group of the mixture:

Packing group I: $R \geq 10$ and LC_{50} (mixture) $\leq 1\,000$ ml/m^3 ;

Packing group II: $R \geq 1$ and LC_{50} (mixture) $\leq 3\,000$ ml/m^3 , if the mixture does not meet the criteria for packing group I;

Packing group III: $R \geq 1/5$ and LC_{50} (mixture) $\leq 5\,000$ ml/m^3 , if the mixture does not meet the criteria of packing groups I or II.

2.2.61.1.9.2 In the absence of LC_{50} data on the toxic constituent substances, the mixture may be assigned to a group based on the following simplified threshold toxicity tests. When these threshold tests are used, the most restrictive group shall be determined and used for carrying the mixture.

2.2.61.1.9.3 A mixture is assigned to packing group I only if it meets both of the following criteria:

- (a) A sample of the liquid mixture is vaporized and diluted with air to create a test atmosphere of 1 000 ml/m^3 vaporized mixture in air. Ten albino rats (5 male and 5 female) are exposed to the test atmosphere for 1 hour and observed for 14 days. If five or more of the animals die within the 14-day observation period, the mixture is presumed to have an LC_{50} equal to or less than 1 000 ml/m^3 ;
- (b) A sample of vapour in equilibrium with the liquid mixture is diluted with 9 equal volumes of air to form a test atmosphere. Ten albino rats (5 male and 5 female) are exposed to the test atmosphere for 1 hour and observed for 14 days. If five or more of the animals die within the 14-day observation period, the mixture is presumed to have a volatility equal to or greater than 10 times the mixture LC_{50} .

2.2.61.1.9.4 A mixture is assigned to packing group II only if it meets both of the following criteria, and does not meet the criteria for packing group I:

- (a) A sample of the liquid mixture is vaporized and diluted with air to create a test atmosphere of 3 000 ml/m^3 vaporized mixture in air. Ten albino rats (5 male and 5 female) are exposed to the test atmosphere for 1 hour and observed for 14 days. If five or more of the animals die within the 14-day observation period, the mixture is presumed to have an LC_{50} equal to or less than 3 000 ml/m^3 ;
- (b) A sample of the vapour in equilibrium with the liquid mixture is used to form a test atmosphere. Ten albino rats (5 male and 5 female) are exposed to the test atmosphere for 1 hour and observed for 14 days. If five or more of the animals die within the 14-day observation period, the mixture is presumed to have a volatility equal to or greater than the mixture LC_{50} .

2.2.61.1.9.5 A mixture is assigned to packing group III only if it meets both of the following criteria, and does not meet the criteria for packing groups I or II:

- (a) A sample of the liquid mixture is vaporized and diluted with air to create a test atmosphere of 5 000 ml/m^3 vaporized mixture in air. Ten albino rats (5 male and 5 female) are exposed to the test atmosphere for 1 hour and observed for 14 days. If five or more of the animals die within the 14-day observation period, the mixture is presumed to have an LC_{50} equal to or less than 5 000 ml/m^3 ;
- (b) The vapour concentration (volatility) of the liquid mixture is measured and if the vapour concentration is equal to or greater than 1 000 ml/m^3 , the mixture is presumed to have a volatility equal to or greater than 1/5 the mixture LC_{50} .

Methods for determining oral and dermal toxicity of mixtures

2.2.61.1.10 When classifying and assigning the appropriate packing group to mixtures in Class 6.1 in accordance with the oral and dermal toxicity criteria (see 2.2.61.1.3), it is necessary to determine the acute LD_{50} of the mixture.

2.2.61.1.10.1 If a mixture contains only one active substance, and the LD_{50} of that constituent is known, in the absence of reliable acute oral and dermal toxicity data on the actual mixture to be carried, the oral or dermal LD_{50} may be obtained by the following method:

$$\text{LD}_{50} \text{ value of preparation} = \frac{\text{LD}_{50} \text{ value of active substance} \times 100}{\text{percentage of active substance by mass}}$$

2.2.61.1.10.2 If a mixture contains more than one active constituent, there are three possible approaches that may be used to determine the oral or dermal LD₅₀ of the mixture. The preferred method is to obtain reliable acute oral and dermal toxicity data on the actual mixture to be carried. If reliable, accurate data are not available, then either of the following methods may be performed:

(a) Classify the formulation according to the most hazardous constituent of the mixture as if that constituent were present in the same concentration as the total concentration of all active constituents; or

(b) Apply the formula:

$$\frac{C_A}{T_A} + \frac{C_B}{T_B} + \dots + \frac{C_Z}{T_Z} = \frac{100}{T_M}$$

where:

C = the percentage concentration of constituent A, B, ..., Z in the mixture;

T = the oral LD₅₀ values of constituent A, B, ... Z;

T_M = the oral LD₅₀ value of the mixture.

NOTE: This formula can also be used for dermal toxicities, provided that this information is available on the same species for all constituents. The use of this formula does not take into account any potentiation or protective phenomena.

Classification of pesticides

2.2.61.1.11 All active pesticide substances and their preparations for which the LC₅₀ and/or LD₅₀ values are known and which are classified in Class 6.1 shall be classified under appropriate packing groups in accordance with the criteria given in 2.2.61.1.6 to 2.2.61.1.9. Substances and preparations which are characterized by subsidiary hazards shall be classified according to the precedence of hazard Table in 2.1.3.10 with the assignment of appropriate packing groups.

2.2.61.1.11.1 If the oral or dermal LD₅₀ value for a pesticide preparation is not known, but the LD₅₀ value of its active substance(s) is known, the LD₅₀ value for the preparation may be obtained by applying the procedures in 2.2.61.1.10.

NOTE: LD₅₀ toxicity data for a number of common pesticides may be obtained from the most current edition of the document "The WHO Recommended Classification of Pesticides by Hazard and Guidelines to Classification" available from the International Programme on Chemical Safety, World Health Organisation (WHO), 1211 Geneva 27, Switzerland. While that document may be used as a source of LD₅₀ data for pesticides, its classification system shall not be used for purposes of transport classification of, or assignment of packing groups to, pesticides, which shall be in accordance with the requirements of RID.

2.2.61.1.11.2 The proper shipping name used in the carriage of the pesticide shall be selected on the basis of the active ingredient, of the physical state of the pesticide and any subsidiary hazards it may exhibit (see 3.1.2).

2.2.61.1.12 If substances of Class 6.1, as a result of admixtures, come into categories of hazard different from those to which the substances mentioned by name in Table A of Chapter 3.2 belong, these mixtures or solutions shall be assigned to the entries to which they belong on the basis of their actual degree of danger.

NOTE: For the classification of solutions and mixtures (such as preparations and wastes), see also 2.1.3.

2.2.61.1.13 On the basis of the criteria of 2.2.61.1.6 to 2.2.61.1.11, it may also be determined whether the nature of a solution or mixture mentioned by name or containing a substance mentioned by name is such that the solution or mixture is not subject to the requirements for this Class.

2.2.61.1.14 Substances, solutions and mixtures, with the exception of substances and preparations used as pesticides, which are not classified as acute toxic category 1, 2 or 3 according to Regulation (EC) No 1272/2008⁴, may be considered as substances not belonging to Class 6.1.

⁴ Regulation (EC) No 1272/2008 of the European Parliament and of the Council of 16 December 2008 on classification, labelling and packaging of substances and mixtures, amending and repealing Directive 67/548/EEC and 1999/45/EC; and amending Regulation (EC) No 1907/2006, published in the Official Journal of the European Union, L 353, 31 December 2008, p 1-1355.

2.2.61.2 Substances not accepted for carriage

2.2.61.2.1 Chemically unstable substances of Class 6.1 shall not be accepted for carriage unless the necessary precautions have been taken to prevent the possibility of a dangerous decomposition or polymerization under normal conditions of carriage. For the precautions necessary to prevent polymerization, see special provision 386 of Chapter 3.3. To this end particular care shall be taken to ensure that receptacles and tanks do not contain any substances liable to promote these reactions.

2.2.61.2.2 The following substances and mixtures shall not be accepted for carriage:

- Hydrogen cyanide, anhydrous or in solution, which do not meet the descriptions of UN Nos. 1051, 1613, 1614 and 3294;
- Metal carbonyls, having a flash-point below 23 °C, other than UN Nos. 1259 NICKEL CARBONYL and 1994 IRON PENTACARBONYL;
- 2,3,7,8-TETRACHLORODIBENZO-P-DIOXINE (TCDD) in concentrations considered highly toxic in accordance with the criteria in 2.2.61.1.7;
- UN No. 2249 DICHLORODIMETHYL ETHER, SYMMETRICAL;
- Preparations of phosphides without additives inhibiting the emission of toxic flammable gases.

The following substances shall not be accepted for carriage by rail:

- Barium azide, dry or with less than 50% water or alcohols;
- UN 0135 MERCURY FULMINATE, WETTED.

2.2.61.3 List of collective entries

Subsidiary hazard	Classification code	UN No.	Name of the substance or article
-------------------	---------------------	--------	----------------------------------

Toxic substances

Without subsidiary hazard	liquid ^(a)	T1	1583	CHLOROPICRIN MIXTURE, N.O.S.
			1602	DYE, LIQUID, TOXIC, N.O.S., or
			1602	DYE INTERMEDIATE, LIQUID, TOXIC, N.O.S.
			1693	TEAR GAS SUBSTANCE, LIQUID, N.O.S.
			1851	MEDICINE, LIQUID, TOXIC, N.O.S.
			2206	ISOCYANATES, TOXIC, N.O.S. or
			2206	ISOCYANATE SOLUTION, TOXIC, N.O.S.
			3140	ALKALOIDS, LIQUID, N.O.S. or
			3140	ALKALOID SALTS, LIQUID, N.O.S.
			3142	DISINFECTANT, LIQUID, TOXIC, N.O.S.
			3144	NICOTINE COMPOUND, LIQUID, N.O.S. or
			3144	NICOTINE PREPARATION, LIQUID, N.O.S.
			3172	TOXINS, EXTRACTED FROM LIVING SOURCES, LIQUID, N.O.S.
			3276	NITRILES, LIQUID, TOXIC, N.O.S.
			3278	ORGANOPHOSPHORUS COMPOUND, LIQUID, TOXIC, N.O.S.
			3381	TOXIC BY INHALATION LIQUID, N.O.S. with an LC ₅₀ lower than or equal to 200 ml/m ³ and saturated vapour concentration greater than or equal to 500 LC ₅₀
			3382	TOXIC BY INHALATION LIQUID, N.O.S. with an LC ₅₀ lower than or equal to 1 000 ml/m ³ and saturated vapour concentration greater than or equal to 10 LC ₅₀
			2810	TOXIC LIQUID, ORGANIC, N.O.S.
			organic	

Without subsidiary hazard (cont'd)	organic (cont'd)	solid ^{(a),(b)} T2	1544 ALKALOIDS, SOLID, N.O.S. or 1544 ALKALOID SALTS, SOLID, N.O.S. 1601 DISINFECTANT, SOLID, TOXIC, N.O.S. 1655 NICOTINE COMPOUND, SOLID, N.O.S., or 1655 NICOTINE PREPARATION, SOLID, N.O.S. 3143 DYE, SOLID, TOXIC, N.O.S. or 3143 DYE INTERMEDIATE, SOLID, TOXIC, N.O.S. 3249 MEDICINE, SOLID, TOXIC, N.O.S. 3439 NITRILES, SOLID, TOXIC, N.O.S. 3448 TEAR GAS SUBSTANCE, SOLID, N.O.S. 3462 TOXINS, EXTRACTED FROM LIVING SOURCES, SOLID, N.O.S. 3464 ORGANOPHOSPHORUS COMPOUND, SOLID, TOXIC, N.O.S. 2811 TOXIC SOLID, ORGANIC, N.O.S.
			2026 PHENYLMERCURIC COMPOUND, N.O.S. 2788 ORGANOTIN COMPOUND, LIQUID, N.O.S. 3146 ORGANOTIN COMPOUND, SOLID, N.O.S. 3280 ORGANOARSENIC COMPOUND, LIQUID, N.O.S. 3281 METAL CARBONYLS, LIQUID, N.O.S. 3465 ORGANOARSENIC COMPOUND, SOLID, N.O.S. 3466 METAL CARBONYLS, SOLID, N.O.S. 3282 ORGANOMETALLIC COMPOUND, LIQUID, TOXIC, N.O.S. 3467 ORGANOMETALLIC COMPOUND, SOLID, TOXIC, N.O.S.
	organometallic ^{(c),(d)} T3	liquid ^(e) T4	1556 ARSENIC COMPOUND, LIQUID, N.O.S., inorganic including: Arsenates, n.o.s.; Arsenites, n.o.s.; and Arsenic sulphides, n.o.s. 1935 CYANIDE SOLUTION, N.O.S. 2024 MERCURY COMPOUND, LIQUID, N.O.S. 3141 ANTIMONY COMPOUND, INORGANIC, LIQUID, N.O.S. 3381 TOXIC BY INHALATION LIQUID, N.O.S. with an LC ₅₀ lower than or equal to 200 ml/m ³ and saturated vapour concentration greater than or equal to 500 LC ₅₀ 3382 TOXIC BY INHALATION LIQUID, N.O.S. with an LC ₅₀ lower than or equal to 1 000 ml/m ³ and saturated vapour concentration greater than or equal to 10 LC ₅₀ 3440 SELENIUM COMPOUND, LIQUID, N.O.S. 3287 TOXIC LIQUID, INORGANIC, N.O.S.
			1549 ANTIMONY COMPOUND, INORGANIC, SOLID, N.O.S. 1557 ARSENIC COMPOUND, SOLID, N.O.S., including: Arsenates, n.o.s.; Arsenites, n.o.s.; and Arsenic sulphides, n.o.s. 1564 BARIUM COMPOUND, N.O.S. 1566 BERYLLIUM COMPOUND, N.O.S. 1588 CYANIDES, INORGANIC, SOLID, N.O.S. 1707 THALLIUM COMPOUND, N.O.S. 2025 MERCURY COMPOUND, SOLID, N.O.S. 2291 LEAD COMPOUND, SOLUBLE, N.O.S. 2570 CADMIUM COMPOUND 2630 SELENATES or 2630 SELENITES 2856 FLUOROSILICATES, N.O.S. 3283 SELENIUM COMPOUND, SOLID, N.O.S. 3284 TELLURIUM COMPOUND, N.O.S. 3285 VANADIUM COMPOUND, N.O.S. 3288 TOXIC SOLID, INORGANIC, N.O.S.
	inorganic	solid ^{(f),(g)} T5	

Without subsidiary hazard (cont'd)		2992 CARBAMATE PESTICIDE, LIQUID, TOXIC 2994 ARSENICAL PESTICIDE, LIQUID, TOXIC 2996 ORGANOCHLORINE PESTICIDE, LIQUID, TOXIC 2998 TRIAZINE PESTICIDE, LIQUID, TOXIC 3006 THIOCARBAMATE PESTICIDE, LIQUID, TOXIC 3010 COPPER BASED PESTICIDE, LIQUID, TOXIC 3012 MERCURY BASED PESTICIDE, LIQUID, TOXIC 3014 SUBSTITUTED NITROPHENOL PESTICIDE, LIQUID, TOXIC 3016 BIPYRIDILIUM PESTICIDE, LIQUID, TOXIC 3018 ORGANOPHOSPHORUS PESTICIDE, LIQUID, TOXIC 3020 ORGANOTIN PESTICIDE, LIQUID, TOXIC 3026 COUMARIN DERIVATIVE PESTICIDE, LIQUID, TOXIC 3348 PHENOXYACETIC ACID DERIVATIVE PESTICIDE, LIQUID, TOXIC 3352 PYRETHROID PESTICIDE, LIQUID, TOXIC 2902 PESTICIDE, LIQUID, TOXIC, N.O.S.
	liquid ^(h) T6	
	pesticides	2757 CARBAMATE PESTICIDE, SOLID, TOXIC 2759 ARSENICAL PESTICIDE, SOLID, TOXIC 2761 ORGANOCHLORINE PESTICIDE, SOLID, TOXIC 2763 TRIAZINE PESTICIDE, SOLID, TOXIC 2771 THIOCARBAMATE PESTICIDE, SOLID, TOXIC 2775 COPPER BASED PESTICIDE, SOLID, TOXIC 2777 MERCURY BASED PESTICIDE, SOLID, TOXIC 2779 SUBSTITUTED NITROPHENOL PESTICIDE, SOLID, TOXIC 2781 BIPYRIDILIUM PESTICIDE, SOLID, TOXIC 2783 ORGANOPHOSPHORUS PESTICIDE, SOLID, TOXIC 2786 ORGANOTIN PESTICIDE, SOLID, TOXIC 3027 COUMARIN DERIVATIVE PESTICIDE, SOLID, TOXIC 3048 ALUMINIUM PHOSPHIDE PESTICIDE 3345 PHENOXYACETIC ACID DERIVATIVE PESTICIDE, SOLID, TOXIC 3349 PYRETHROID PESTICIDE, SOLID, TOXIC 2588 PESTICIDE, SOLID, TOXIC, N.O.S.
	solid ^(h) T7	
	samples T8	3315 CHEMICAL SAMPLE, TOXIC
	other toxic substances ⁽ⁱ⁾ T9	3243 SOLIDS CONTAINING TOXIC LIQUID, N.O.S.
	articles T10	3546 ARTICLES CONTAINING TOXIC SUBSTANCE, N.O.S.
Flammable TF	liquid ^{(j),(k)} TF1	3071 MERCAPTANS, LIQUID, TOXIC, FLAMMABLE, N.O.S. or 3071 MERCAPTAN MIXTURE, LIQUID, TOXIC, FLAMMABLE, N.O.S. 3080 ISOCYANATES, TOXIC, FLAMMABLE, N.O.S. or 3080 ISOCYANATE SOLUTION, TOXIC, FLAMMABLE, N.O.S. 3275 NITRILES, TOXIC, FLAMMABLE, N.O.S. 3279 ORGANOPHOSPHORUS COMPOUND, TOXIC, FLAMMABLE, N.O.S. 3383 TOXIC BY INHALATION LIQUID, FLAMMABLE, N.O.S. with an LC ₅₀ lower than or equal to 200 ml/m ³ and saturated vapour concentration greater than or equal to 500 LC ₅₀ 3384 TOXIC BY INHALATION LIQUID, FLAMMABLE, N.O.S. with an LC ₅₀ lower than or equal to 1 000 ml/m ³ and saturated vapour concentration greater than or equal to 10 LC ₅₀ 2929 TOXIC LIQUID, FLAMMABLE, ORGANIC, N.O.S.

Flammable TF (cont'd)			2991 CARBAMATE PESTICIDE, LIQUID, TOXIC, FLAMMABLE 2993 ARSENICAL PESTICIDE, LIQUID, TOXIC, FLAMMABLE 2995 ORGANOCHLORINE PESTICIDE, LIQUID, TOXIC, FLAMMABLE 2997 TRIAZINE PESTICIDE, LIQUID, TOXIC, FLAMMABLE 3005 THIOCARBAMATE PESTICIDE, LIQUID, TOXIC, FLAMMABLE 3009 COPPER BASED PESTICIDE, LIQUID, TOXIC, FLAMMABLE 3011 MERCURY BASED PESTICIDE, LIQUID, TOXIC, FLAMMABLE
	pesticides (flash-point not less than 23 °C)	TF2	3013 SUBSTITUTED NITROPHENOL PESTICIDE, LIQUID, TOXIC, FLAMMABLE 3015 BIPYRIDILIUM PESTICIDE, LIQUID, TOXIC, FLAMMABLE 3017 ORGANOPHOSPHORUS PESTICIDE, LIQUID, TOXIC, FLAMMABLE 3019 ORGANOTIN PESTICIDE, LIQUID, TOXIC, FLAMMABLE 3025 COUMARIN DERIVATIVE PESTICIDE, LIQUID, TOXIC, FLAMMABLE 3347 PHENOXYACETIC ACID DERIVATIVE PESTICIDE, LIQUID, TOXIC, FLAMMABLE 3351 PYRETHROID PESTICIDE, LIQUID, TOXIC, FLAMMABLE 2903 PESTICIDE, LIQUID, TOXIC, FLAMMABLE, N.O.S.
	solid	TF3	1700 TEAR GAS CANDLES 2930 TOXIC SOLID, FLAMMABLE, ORGANIC, N.O.S. 3535 TOXIC SOLID, FLAMMABLE, INORGANIC, N.O.S.
	Solid, self-heating^(c)	TS	3124 TOXIC SOLID, SELF-HEATING, N.O.S.
Water-reactive^(d) TW	liquid	TW1	3385 TOXIC BY INHALATION LIQUID, WATER-REACTIVE, N.O.S. with an LC ₅₀ lower than or equal to 200 ml/m ³ and saturated vapour concentration greater than or equal to 500 LC ₅₀ 3386 TOXIC BY INHALATION LIQUID, WATER-REACTIVE, N.O.S. with an LC ₅₀ lower than or equal to 1 000 ml/m ³ and saturated vapour concentration greater than or equal to 10 LC ₅₀ 3123 TOXIC LIQUID, WATER-REACTIVE, N.O.S.
	solid^(l)	TW2	3125 TOXIC SOLID, WATER-REACTIVE, N.O.S.
Oxidizing^(m) TO	liquid	TO1	3387 TOXIC BY INHALATION LIQUID, OXIDIZING, N.O.S. with an LC ₅₀ lower than or equal to 200 ml/m ³ and saturated vapour concentration greater than or equal to 500 LC ₅₀ 3388 TOXIC BY INHALATION LIQUID, OXIDIZING, N.O.S. with an LC ₅₀ lower than or equal to 1 000 ml/m ³ and saturated vapour concentration greater than or equal to 10 LC ₅₀ 3122 TOXIC LIQUID, OXIDIZING, N.O.S.
	solid	TO2	3086 TOXIC SOLID, OXIDIZING, N.O.S.

Corrosive⁽ⁿ⁾ TC	organic	liq- uid TC1	3277 CHLOROFORMATES, TOXIC, CORROSIVE, N.O.S. 3361 CHLOROSILANES, TOXIC, CORROSIVE, N.O.S. 3389 TOXIC BY INHALATION LIQUID, CORROSIVE, N.O.S. with an LC ₅₀ lower than or equal to 200 ml/m ³ and saturated vapour concentration greater than or equal to 500 LC ₅₀
			3390 TOXIC BY INHALATION LIQUID, CORROSIVE, N.O.S. with an LC ₅₀ lower than or equal to 1 000 ml/m ³ and saturated vapour concentration greater than or equal to 10 LC ₅₀
			2927 TOXIC LIQUID, CORROSIVE, ORGANIC, N.O.S.
		solid TC2	2928 TOXIC SOLID, CORROSIVE, ORGANIC, N.O.S.
	inorganic	liq- uid TC3	3389 TOXIC BY INHALATION LIQUID, CORROSIVE, N.O.S. with an LC ₅₀ lower than or equal to 200 ml/m ³ and saturated vapour concentration greater than or equal to 500 LC ₅₀
			3390 TOXIC BY INHALATION LIQUID, CORROSIVE, N.O.S. with an LC ₅₀ lower than or equal to 1 000 ml/m ³ and saturated vapour concentration greater than or equal to 10 LC ₅₀
			3289 TOXIC LIQUID, CORROSIVE, INORGANIC, N.O.S.
		solid TC4	3290 TOXIC SOLID, CORROSIVE, INORGANIC, N.O.S.
Flammable, corrosive TFC			2742 CHLOROFORMATES, TOXIC, CORROSIVE, FLAMMABLE, N.O.S. 3362 CHLOROSILANES, TOXIC, CORROSIVE, FLAMMABLE, N.O.S. 3488 TOXIC BY INHALATION LIQUID, FLAMMABLE, CORROSIVE, N.O.S. with an LC ₅₀ lower than or equal to 200 ml/m ³ and saturated vapour concentration greater than or equal to 500 LC ₅₀ 3489 TOXIC BY INHALATION LIQUID, FLAMMABLE, CORROSIVE, N.O.S. with an LC ₅₀ lower than or equal to 1000 ml/m ³ and saturated vapour concentration greater than or equal to 10 LC ₅₀
flammable, water-reactive TFW			3490 TOXIC BY INHALATION LIQUID, WATER-REACTIVE, FLAMMABLE, N.O.S. with an LC ₅₀ lower than or equal to 200 ml/m ³ and saturated vapour concentration greater than or equal to 500 LC ₅₀ 3491 TOXIC BY INHALATION LIQUID, WATER-REACTIVE, FLAMMABLE, N.O.S. with an LC ₅₀ lower than or equal to 1000 ml/m ³ and saturated vapour concentration greater than or equal to 10 LC ₅₀

Footnotes

- (a) Substances and preparations containing alkaloids or nicotine used as pesticides shall be classified under UN No. 2588 PESTICIDES, SOLID, TOXIC, N.O.S., UN No. 2902 PESTICIDES, LIQUID, TOXIC, N.O.S. or UN No. 2903 PESTICIDES, LIQUID, TOXIC, FLAMMABLE, N.O.S.
- (b) Active substances and triturations or mixtures of substances intended for laboratories and experiments and for the manufacture of pharmaceutical products with other substances shall be classified according to their toxicity (see 2.2.61.1.7 to 2.2.61.1.11).
- (c) Self-heating substances, slightly toxic and spontaneously combustible organometallic compounds, are substances of Class 4.2.
- (d) Water-reactive substances, slightly toxic, and water-reactive organometallic compounds, are substances of Class 4.3.
- (e) Mercury fulminate, wetted with not less than 20% water, or mixture of alcohol and water by mass is a substance of Class 1, UN No. 0135 and shall not be accepted for carriage by rail (see 2.2.61.2.2).

- (f) Ferricyanides, ferrocyanides, alkaline thiocyanates and ammonium thiocyanates are not subject to the provisions of RID.
- (g) Lead salts and lead pigments which, when mixed in a ratio of 1:1000 with 0.07M hydrochloric acid and stirred for one hour at a temperature of $23\text{ }^{\circ}\text{C} \pm 2\text{ }^{\circ}\text{C}$, exhibit a solubility of 5% or less, are not subject to the provisions of RID.
- (h) Articles impregnated with this pesticide, such as fibreboard plates, paper strips, cotton-wool balls, sheets of plastics material, in hermetically closed wrappings, are not subject to the provisions of RID.
- (i) Mixtures of solids which are not subject to the provisions of RID and of toxic liquids may be carried under UN No. 3243 without first applying the classification criteria of Class 6.1, provided there is no free liquid visible at the time the substance is loaded or at the time the packaging, wagon or container is closed. Each packaging shall correspond to a design type that has passed a leakproofness test at the packing group II level. This entry shall not be used for solids containing a packing group I liquid.
- (j) Highly toxic and toxic flammable liquids having a flash-point below $23\text{ }^{\circ}\text{C}$ are substances of Class 3 except those which are highly toxic by inhalation, as defined in 2.2.61.1.4 to 2.2.61.1.9. Liquids which are highly toxic by inhalation are indicated as "toxic by inhalation" in their proper shipping name in Column (2) or by special provision 354 in Column (6) of Table A of Chapter 3.2.
- (k) Flammable liquids, slightly toxic, with the exception of substances and preparations used as pesticides, having a flash-point between $23\text{ }^{\circ}\text{C}$ and $60\text{ }^{\circ}\text{C}$ inclusive, are substances of Class 3.
- (l) Metal phosphides assigned to UN Nos. 1360, 1397, 1432, 1714, 2011 and 2013 are substances of Class 4.3.
- (m) Oxidizing substances, slightly toxic, are substances of Class 5.1.
- (n) Substances slightly toxic and slightly corrosive, are substances of Class 8.

2.2.62 Class 6.2: Infectious substances

2.2.62.1 Criteria

2.2.62.1.1 The heading of Class 6.2 covers infectious substances. For the purposes of RID, infectious substances are substances which are known or are reasonably expected to contain pathogens. Pathogens are defined as microorganisms (including bacteria, viruses, rickettsia, parasites, fungi) and other agents such as prions, which can cause disease in humans or animals.

NOTE 1: Genetically modified microorganisms and organisms, biological products, diagnostic specimens and intentionally infected live animals shall be assigned to this Class if they meet the conditions for this Class.

The carriage of unintentionally or naturally infected live animals is subject only to the relevant rules and regulations of the respective countries of origin, transit and destination.

2: Toxins from plant, animal or bacterial sources which do not contain any infectious substances or organisms or which are not contained in them are substances of Class 6.1, UN No. 3172 or 3462.

2.2.62.1.2 Substances of Class 6.2 are subdivided as follows:

- I1 Infectious substances affecting humans;
- I2 Infectious substances affecting animals only;
- I3 Clinical waste;
- I4 Biological substances.

Definitions

2.2.62.1.3 For the purposes of RID:

"Biological products" are those products derived from living organisms which are manufactured and distributed in accordance with the requirements of appropriate national authorities, which may have special licensing requirements, and are used either for prevention, treatment, or diagnosis of disease in humans or animals, or for development, experimental or investigational purposes related thereto. They include, but are not limited to, finished or unfinished products such as vaccines;

"Cultures" are the result of a process by which pathogens are intentionally propagated. This definition does not include human or animal patient specimens as defined in this paragraph;

"Medical or clinical wastes" are wastes derived from the medical treatment of animals or humans or from bio-research;

"Patient specimens" are those, collected directly from humans or animals, including, but not limited to, excreta, secreta, blood and its components, tissue and tissue fluid swabs, and body parts being carried for purposes such as research, diagnosis, investigational activities, disease treatment and prevention.

Classification

2.2.62.1.4 Infectious substances shall be classified in Class 6.2 and assigned to UN Nos. 2814, 2900, 3291 or 3373, as appropriate.

Infectious substances are divided into the following categories:

2.2.62.1.4.1 Category A: An infectious substance which is carried in a form that, when exposure to it occurs, is capable of causing permanent disability, life-threatening or fatal disease in otherwise healthy humans or animals. Indicative examples of substances that meet these criteria are given in the table in this paragraph.

NOTE: An exposure occurs when an infectious substance is released outside of the protective packaging, resulting in physical contact with humans or animals.

(a) Infectious substances meeting these criteria which cause disease in humans or both in humans and animals shall be assigned to UN No. 2814. Infectious substances which cause disease only in animals shall be assigned to UN No. 2900;

(b) Assignment to UN No. 2814 or UN No. 2900 shall be based on the known medical history and symptoms of the source human or animal, endemic local conditions, or professional judgement concerning individual circumstances of the source human or animal.

NOTE 1: The proper shipping name for UN No. 2814 is "INFECTIOUS SUBSTANCE, AFFECTING HUMANS". The proper shipping name for UN No. 2900 is "INFECTIOUS SUBSTANCE, AFFECTING ANIMALS only".

2: The following table is not exhaustive. Infectious substances, including new or emerging pathogens, which do not appear in the table but which meet the same criteria shall be assigned to Category A. In addition, if there is doubt as to whether or not a substance meets the criteria it shall be included in Category A.

3: In the following table, the microorganisms written in italics are bacteria, mycoplasmas, rickettsia or fungi.

Indicative examples of infectious substances included in Category A in any form unless otherwise indicated (see 2.2.62.1.4.1)	
UN Number and name	Microorganism
UN No. 2814 INFECTIOUS SUBSTANCES AFFECTING HUMANS	<i>Bacillus anthracis</i> (cultures only) <i>Brucella abortus</i> (cultures only) <i>Brucella melitensis</i> (cultures only) <i>Brucella suis</i> (cultures only) <i>Burkholderia mallei</i> – <i>Pseudomonas mallei</i> – Glanders (cultures only) <i>Burkholderia pseudomallei</i> – <i>Pseudomonas pseudomallei</i> (cultures only) <i>Chlamydia psittaci</i> – avian strains (cultures only) <i>Clostridium botulinum</i> (cultures only) <i>Coccidioides immitis</i> (cultures only) <i>Coxiella burnetii</i> (cultures only) Crimean-Congo haemorrhagic fever virus Dengue virus (cultures only) Eastern equine encephalitis virus (cultures only) <i>Escherichia coli</i> , verotoxigenic (cultures only) ^a Ebola virus Flexal virus <i>Francisella tularensis</i> (cultures only) Guanarito virus Hantaan virus Hantavirus causing haemorrhagic fever with renal syndrome Hendra virus Hepatitis B virus (cultures only) Herpes B virus (cultures only) Human immunodeficiency virus (cultures only) Highly pathogenic avian influenza virus (cultures only) Japanese Encephalitis virus (cultures only) Junin virus Kyasanur Forest disease virus Lassa virus Machupo virus Marburg virus Monkeypox virus <i>Mycobacterium tuberculosis</i> (cultures only) ^a Nipah virus Omsk haemorrhagic fever virus Poliovirus (cultures only) Rabies virus (cultures only) <i>Rickettsia prowazekii</i> (cultures only) <i>Rickettsia rickettsii</i> (cultures only) Rift Valley fever virus (cultures only) Russian spring-summer encephalitis virus (cultures only) Sabia virus <i>Shigella dysenteriae type 1</i> (cultures only) ^a Tick-borne encephalitis virus (cultures only) Variola virus Venezuelan equine encephalitis virus (cultures only) West Nile virus (cultures only) Yellow fever virus (cultures only) <i>Yersinia pestis</i> (cultures only)

UN Number and name	Microorganism
UN No. 2900 INFECTIOUS SUBSTANCES AFFECTING ANIMALS only	African swine fever virus (cultures only) Avian paramyxovirus Type 1 – Velogenic Newcastle disease virus (cultures only) Classical swine fever virus (cultures only) Foot and mouth disease virus (cultures only) Lumpy skin disease virus (cultures only) <i>Mycoplasma mycoides</i> – Contagious bovine pleuropneumonia (cultures only) Peste des petits ruminants virus (cultures only) Rinderpest virus (cultures only) Sheep-pox virus (cultures only) Goatpox virus (cultures only) Swine vesicular disease virus (cultures only) Vesicular stomatitis virus (cultures only)

^a Nevertheless, when the cultures are intended for diagnostic or clinical purposes, they may be classified as infectious substances of Category B.

2.2.62.1.4.2 Category B: An infectious substance which does not meet the criteria for inclusion in Category A. Infectious substances in Category B shall be assigned to UN No. 3373.

NOTE: The proper shipping name of UN No. 3373 is "BIOLOGICAL SUBSTANCE, CATEGORY B".

2.2.62.1.5 *Exemptions*

2.2.62.1.5.1 Substances which do not contain infectious substances or substances which are unlikely to cause disease in humans or animals are not subject to the provisions of RID unless they meet the criteria for inclusion in another class.

2.2.62.1.5.2 Substances containing microorganisms which are non-pathogenic to humans or animals are not subject to RID unless they meet the criteria for inclusion in another class.

2.2.62.1.5.3 Substances in a form that any present pathogens have been neutralized or inactivated such that they no longer pose a health risk are not subject to RID unless they meet the criteria for inclusion in another class.

NOTE: Medical equipment which has been drained of free liquid is deemed to meet the requirements of this paragraph and is not subject to the provisions of RID.

2.2.62.1.5.4 Substances where the concentration of pathogens is at a level naturally encountered (including foodstuff and water samples) and which are not considered to pose a significant risk of infection are not subject to RID unless they meet the criteria for inclusion in another class.

2.2.62.1.5.5 Dried blood spots, collected by applying a drop of blood onto absorbent material, are not subject to RID.

2.2.62.1.5.6 Faecal occult blood screening samples are not subject to RID.

2.2.62.1.5.7 Blood or blood components which have been collected for the purposes of transfusion or for the preparation of blood products to be used for transfusion or transplantation and any tissues or organs intended for use in transplantation as well as samples drawn in connection with such purposes are not subject to RID.

2.2.62.1.5.8 Human or animal specimens for which there is minimal likelihood that pathogens are present are not subject to RID if the specimen is carried in a packaging which will prevent any leakage and which is marked with the words "EXEMPT HUMAN SPECIMEN" or "EXEMPT ANIMAL SPECIMEN", as appropriate.

The packaging is deemed to comply with the above requirements if it meets the following conditions:

(a) The packaging consists of three components:

- (i) a leak-proof primary receptacle(s);
- (ii) a leak-proof secondary packaging; and
- (iii) an outer packaging of adequate strength for its capacity, mass and intended use, and with at least one surface having minimum dimensions of 100 mm x 100 mm;

(b) For liquids, absorbent material in sufficient quantity to absorb the entire contents is placed between the primary receptacle(s) and the secondary packaging so that, during carriage, any release or leak of a liquid substance will not reach the outer packaging and will not compromise the integrity of the cushioning material;

(c) When multiple fragile primary receptacles are placed in a single secondary packaging, they are either individually wrapped or separated to prevent contact between them.

NOTE 1: An element of professional judgment is required to determine if a substance is exempt under this paragraph. That judgment should be based on the known medical history, symptoms and individual circumstances of the source, human or animal, and endemic local conditions. Examples of specimens which may be carried under this paragraph include

- the blood or urine tests to monitor cholesterol levels, blood glucose levels, hormone levels, or prostate specific antibodies (PSA);
- those required to monitor organ function such as heart, liver or kidney function for humans or animals with non-infectious diseases, or for therapeutic drug monitoring;
- those conducted for insurance or employment purposes and are intended to determine the presence of drugs or alcohol;
- pregnancy test;
- biopsies to detect cancer; and
- antibody detection in humans or animals in the absence of any concern for infection (e.g. evaluation of vaccine induced immunity, diagnosis of autoimmune disease, etc.).

2: For air transport, packagings for specimens exempted under this paragraph shall meet the conditions in (a) to (c).

2.2.62.1.5.9 Except for:

- (a) Medical waste (UN No. 3291);
- (b) Medical devices or equipment contaminated with or containing infectious substances in Category A (UN No. 2814 or UN No. 2900); and
- (c) Medical devices or equipment contaminated with or containing other dangerous goods that meet the definition of another class,

medical devices or equipment potentially contaminated with or containing infectious substances which are being carried for disinfection, cleaning, sterilization, repair, or equipment evaluation are not subject to the provisions of RID other than those of this paragraph if packed in packagings designed and constructed in such a way that, under normal conditions of carriage, they cannot break, be punctured or leak their contents. Packagings shall be designed to meet the construction requirements listed in 6.1.4 or 6.6.4.

These packagings shall meet the general packing requirements of 4.1.1.1 and 4.1.1.2 and be capable of retaining the medical devices and equipment when dropped from a height of 1.2 m.

The packagings shall be marked "USED MEDICAL DEVICE" or "USED MEDICAL EQUIPMENT". When using overpacks, these shall be marked in the same way, except when the inscription remains visible.

2.2.62.1.6 (Reserved)

2.2.62.1.7 (Reserved)

2.2.62.1.8 (Reserved)

2.2.62.1.9 *Biological products*

For the purposes of RID, biological products are divided into the following groups:

- (a) those which are manufactured and packaged in accordance with the requirements of appropriate national authorities and carried for the purposes of final packaging or distribution, and use for personal health care by medical professionals or individuals. Substances in this group are not subject to the provisions of RID;
- (b) those which do not fall under paragraph (a) and are known or reasonably believed to contain infectious substances and which meet the criteria for inclusion in Category A or Category B. Substances in this group shall be assigned to UN Nos. 2814, 2900 or 3373, as appropriate.

NOTE: Some licensed biological products may present a biohazard only in certain parts of the world. In that case, competent authorities may require these biological products to be in compliance with local requirements for infectious substances or may impose other restrictions.

2.2.62.1.10 *Genetically modified microorganisms and organisms*

Genetically modified microorganisms not meeting the definition of infectious substance shall be classified according to section 2.2.9.

2.2.62.1.11 *Medical or clinical wastes*

2.2.62.1.11.1 Medical or clinical wastes containing Category A infectious substances shall be assigned to UN No. 2814 or UN No. 2900 as appropriate. Medical or clinical wastes containing infectious substances in Category B shall be assigned to UN No. 3291.

NOTE: Medical or clinical wastes assigned to number 18 01 03 (Wastes from human or animal health care and/or related research – wastes from natal care, diagnosis, treatment or prevention of disease in humans – wastes whose collection and disposal is subject to special requirements in order to prevent infection) or 18 02 02 (Wastes from human or animal health care and/or related research – wastes from research, diagnosis, treatment or prevention of disease involving animals – wastes whose collection and disposal is subject to special requirements in order to prevent infection) according to the list of wastes annexed to the Commission Decision 2000/532/EC⁵ as amended, shall be classified according to the provisions set out in this paragraph, based on the medical or veterinary diagnosis concerning the patient or the animal.

2.2.62.1.11.2 Medical or clinical wastes which are reasonably believed to have a low probability of containing infectious substances shall be assigned to UN No. 3291. For the assignment, international, regional or national waste catalogues may be taken into account.

NOTE 1: The proper shipping name for UN No. 3291 is "CLINICAL WASTE, UNSPECIFIED, N.O.S." or "(BIO) MEDICAL WASTE, N.O.S." or "REGULATED MEDICAL WASTE, N.O.S.".

2: Notwithstanding the classification criteria set out above, medical or clinical wastes assigned to number 18 01 04 (Wastes from human or animal health care and/or related research – wastes from natal care, diagnosis, treatment or prevention of disease in humans – wastes whose collection and disposal is not subject to special requirements in order to prevent infection) or 18 02 03 (Wastes from human or animal health care and/or related research – wastes from research, diagnosis, treatment or prevention of disease involving animals – wastes whose collection and disposal is not subject to special requirements in order to prevent infection) according to the list of wastes annexed to the Commission Decision 2000/532/EC⁵ as amended, are not subject to the provisions of RID.

2.2.62.1.11.3 Decontaminated medical or clinical wastes which previously contained infectious substances are not subject to the provisions of RID unless they meet the criteria for inclusion in another class.

2.2.62.1.11.4 Medical or clinical wastes assigned to UN No. 3291 are assigned to packing group II.

2.2.62.1.12 *Infected animals*

2.2.62.1.12.1 Unless an infectious substance cannot be consigned by any other means, live animals shall not be used to consign such a substance. A live animal which has been intentionally infected and is known or suspected to contain an infectious substance shall only be carried under terms and conditions approved by the competent authority.

NOTE: The approval of the competent authorities shall be issued on the basis of the relevant rules for the carriage of live animals, taking into consideration dangerous goods aspects. The authorities that are competent to lay down these conditions and rules for approval shall be regulated at national level.

If there is no approval by a competent authority of an RID Contracting State, the competent authority of an RID Contracting State may recognize an approval issued by the competent authority of a country that is not an RID Contracting State.

Rules for the carriage of livestock are, for example, contained in Council Regulation (EC) No 1/2005 of 22 December 2004 on the protection of animals during transport (Official Journal of the European Union No L 3 of 5 January 2005) as amended.

2.2.62.1.12.2 (Deleted)

2.2.62.2 **Substances not accepted for carriage**

Live vertebrate or invertebrate animals shall not be used to carry an infectious agent unless the agent cannot be carried by other means or unless this carriage has been approved by the competent authority (see 2.2.62.1.12.1).

⁵ Commission Decision 2000/532/EC of 3 May 2000 replacing Decision 94/3/EC establishing a list of wastes pursuant to Article 1(a) of Council Directive 75/442/EEC on waste (replaced by the Directive of the European Parliament and of the Council 2006/12/EC (Official Journal of the European Communities No. L 114 of 27 April 2006, page 9)) and Council Decision 94/904/EC establishing a list of hazardous waste pursuant to Article 1(4) of Council Directive 91/689/EEC on hazardous waste (Official Journal of the European Communities No. L 226 of 6 September 2000, page 3).

2.2.62.3 List of collective entries

	Classification code	UN No.	Name of the substance or article
--	------------------------	-----------	----------------------------------

Infectious substances

Effects on humans	I1	2814	INFECTIOUS SUBSTANCE, AFFECTING HUMANS
Effects on animals only	I2	2900	INFECTIOUS SUBSTANCE, AFFECTING ANIMALS only
Clinical waste	I3	3291 3291 3291	CLINICAL WASTE, UNSPECIFIED, N.O.S. or (BIO)MEDICAL WASTE, N.O.S. or REGULATED MEDICAL WASTE, N.O.S.
Biological substances	I4	3373	BIOLOGICAL SUBSTANCE, CATEGORY B

2.2.7 Class 7: Radioactive material

2.2.7.1 Definitions

2.2.7.1.1 *Radioactive material* means any material containing radionuclides where both the activity concentration and the total activity in the consignment exceed the values specified in 2.2.7.2.2.1 to 2.2.7.2.2.6.

2.2.7.1.2 Contamination

Contamination means the presence of a radioactive substance on a surface in quantities in excess of 0.4 Bq/cm² for beta and gamma emitters and low toxicity alpha emitters, or 0.04 Bq/cm² for all other alpha emitters.

Non-fixed contamination means contamination that can be removed from a surface during routine conditions of carriage.

Fixed contamination means contamination other than non-fixed contamination.

2.2.7.1.3 Definitions of specific terms

A₁ and A₂

A₁ means the activity value of special form radioactive material which is listed in Table 2.2.7.2.2.1 or derived in 2.2.7.2.2.2 and is used to determine the activity limits for the requirements of RID.

A₂ means the activity value of radioactive material, other than special form radioactive material, which is listed in Table 2.2.7.2.2.1 or derived in 2.2.7.2.2.2 and is used to determine the activity limits for the requirements of RID.

Fissile nuclides means uranium-233, uranium-235, plutonium-239 and plutonium-241.

Fissile material means a material containing any of the fissile nuclides. Excluded from the definition of fissile material are the following:

- (a) Natural uranium or depleted uranium which is unirradiated;
- (b) Natural uranium or depleted uranium which has been irradiated in thermal reactors only;
- (c) Material with fissile nuclides less than a total of 0.25 g;
- (d) Any combination of (a), (b) and/or (c).

These exclusions are only valid if there is no other material with fissile nuclides in the package or in the consignment if shipped unpackaged.

Low dispersible radioactive material means either a solid radioactive material or a solid radioactive material in a sealed capsule, that has limited dispersibility and is not in powder form.

Low specific activity (LSA) material means radioactive material which by its nature has a limited specific activity, or radioactive material for which limits of estimated average specific activity apply. External shielding materials surrounding the LSA material shall not be considered in determining the estimated average specific activity.

Low toxicity alpha emitters are: natural uranium; depleted uranium; natural thorium; uranium-235 or uranium-238; thorium-232; thorium-228 and thorium-230 when contained in ores or physical and chemical concentrates; or alpha emitters with a half-life of less than 10 days.

Special form radioactive material means either:

- (a) An indispersible solid radioactive material; or
- (b) A sealed capsule containing radioactive material.

Specific activity of a radionuclide means the activity per unit mass of that nuclide. The specific activity of a material shall mean the activity per unit mass of the material in which the radionuclides are essentially uniformly distributed.

Surface contaminated object (SCO) means a solid object which is not itself radioactive but which has radioactive material distributed on its surface.

Unirradiated thorium means thorium containing not more than 10⁻⁷ g of uranium-233 per gram of thorium-232.

Unirradiated uranium means uranium containing not more than 2 × 10³ Bq of plutonium per gram of uranium-235, not more than 9 × 10⁶ Bq of fission products per gram of uranium-235 and not more than 5 × 10⁻³ g of uranium-236 per gram of uranium-235.

Uranium – natural, depleted, enriched means the following:

Natural uranium means uranium (which may be chemically separated) containing the naturally occurring distribution of uranium isotopes (approximately 99.28% uranium-238, and 0.72% uranium-235 by mass).

Depleted uranium means uranium containing a lesser mass percentage of uranium-235 than in natural uranium.

Enriched uranium means uranium containing a greater mass percentage of uranium-235 than 0.72%.

In all cases, a very small mass percentage of uranium-234 is present.

2.2.7.2 Classification

2.2.7.2.1 General provisions

2.2.7.2.1.1 Radioactive material shall be assigned to one of the UN numbers specified in Table 2.2.7.2.1.1, in accordance with 2.2.7.2.4 and 2.2.7.2.5, taking into account the material characteristics determined in 2.2.7.2.3.

Table 2.2.7.2.1.1: Assignment of UN numbers

UN No.	Proper shipping name and description ^a
Excepted packages (1.7.1.5)	
UN 2908	RADIOACTIVE MATERIAL, EXCEPTED PACKAGE – EMPTY PACKAGING
UN 2909	RADIOACTIVE MATERIAL, EXCEPTED PACKAGE – ARTICLES MANUFACTURED FROM NATURAL URANIUM or DEPLETED URANIUM or NATURAL THORIUM
UN 2910	RADIOACTIVE MATERIAL, EXCEPTED PACKAGE – LIMITED QUANTITY OF MATERIAL
UN 2911	RADIOACTIVE MATERIAL, EXCEPTED PACKAGE – INSTRUMENTS or ARTICLES
UN 3507	URANIUM HEXAFLUORIDE, RADIOACTIVE MATERIAL, EXCEPTED PACKAGE less than 0.1 kg per package, non-fissile or fissile-excepted ^{b,c}
Low specific activity radioactive material (2.2.7.2.3.1)	
UN 2912	RADIOACTIVE MATERIAL, LOW SPECIFIC ACTIVITY (LSA-I), non-fissile or fissile-excepted ^b
UN 3321	RADIOACTIVE MATERIAL, LOW SPECIFIC ACTIVITY (LSA-II), non fissile or fissile-excepted ^b
UN 3322	RADIOACTIVE MATERIAL, LOW SPECIFIC ACTIVITY (LSA-III), non fissile or fissile-excepted ^b
UN 3324	RADIOACTIVE MATERIAL, LOW SPECIFIC ACTIVITY (LSA-II), FISSILE
UN 3325	RADIOACTIVE MATERIAL, LOW SPECIFIC ACTIVITY, (LSA-III), FISSILE
Surface contaminated objects (2.2.7.2.3.2)	
UN 2913	RADIOACTIVE MATERIAL, SURFACE CONTAMINATED OBJECTS (SCO-I or SCO-II), non-fissile or fissile-excepted ^b
UN 3326	RADIOACTIVE MATERIAL, SURFACE CONTAMINATED OBJECTS (SCO-I or SCO-II), FISSILE
Type A packages (2.2.7.2.4.4)	
UN 2915	RADIOACTIVE MATERIAL, TYPE A PACKAGE, non-special form, non-fissile or fissile-excepted ^b
UN 3327	RADIOACTIVE MATERIAL, TYPE A PACKAGE, FISSILE, non-special form
UN 3332	RADIOACTIVE MATERIAL, TYPE A PACKAGE, SPECIAL FORM, non fissile or fissile-excepted ^b
UN 3333	RADIOACTIVE MATERIAL, TYPE A PACKAGE, SPECIAL FORM, FISSILE
Type B(U) packages (2.2.7.2.4.6)	
UN 2916	RADIOACTIVE MATERIAL, TYPE B(U) PACKAGE, non-fissile or fissile-excepted ^b
UN 3328	RADIOACTIVE MATERIAL, TYPE B(U) PACKAGE, FISSILE
Type B(M) packages (2.2.7.2.4.6)	
UN 2917	RADIOACTIVE MATERIAL, TYPE B(M) PACKAGE, non-fissile or fissile-excepted ^b
UN 3329	RADIOACTIVE MATERIAL, TYPE B(M) PACKAGE, FISSILE
Type C packages (2.2.7.2.4.6)	
UN 3323	RADIOACTIVE MATERIAL, TYPE C PACKAGE, non fissile or fissile-excepted ^b
UN 3330	RADIOACTIVE MATERIAL, TYPE C PACKAGE, FISSILE
Special arrangement (2.2.7.2.5)	
UN 2919	RADIOACTIVE MATERIAL, TRANSPORTED UNDER SPECIAL ARRANGEMENT, non-fissile or fissile-excepted ^b
UN 3331	RADIOACTIVE MATERIAL, TRANSPORTED UNDER SPECIAL ARRANGEMENT, FISSILE
Uranium hexafluoride (2.2.7.2.4.5)	
UN 2977	RADIOACTIVE MATERIAL, URANIUM HEXAFLUORIDE, FISSILE
UN 2978	RADIOACTIVE MATERIAL, URANIUM HEXAFLUORIDE, non-fissile or fissile-excepted ^b
UN 3507	URANIUM HEXAFLUORIDE, RADIOACTIVE MATERIAL, EXCEPTED PACKAGE less than 0.1 kg per package, non-fissile or fissile-excepted ^{b,c}

- ^a The proper shipping name is found in the column "proper shipping name and description" and is restricted to that part shown in capital letters. In the cases of UN Nos. 2909, 2911, 2913 and 3326, where alternative proper shipping names are separated by the word "or" only the relevant proper shipping name shall be used.
- ^b The term "fissile-excepted" refers only to material excepted under 2.2.7.2.3.5.
- ^c For UN No. 3507, see also special provision 369 in Chapter 3.3.

2.2.7.2.2 Determination of basic radionuclide values

2.2.7.2.2.1 The following basic values for individual radionuclides are given in Table 2.2.7.2.2.1:

- (a) A_1 and A_2 in TBq;
- (b) Activity concentration limits for exempt material in Bq/g; and
- (c) Activity limits for exempt consignments in Bq.

Table 2.2.7.2.2.1: Basic radionuclides values for individual radionuclides

Radionuclide (atomic number)	A_1 (TBq)	A_2 (TBq)	Activity concentration limit for exempt material (Bq/g)	Activity limit for an exempt consignment (Bq)
Actinium (89)				
Ac-225 ^(a)	8×10^{-1}	6×10^{-3}	1×10^1	1×10^4
Ac-227 ^(a)	9×10^{-1}	9×10^{-5}	1×10^{-1}	1×10^3
Ac-228	6×10^{-1}	5×10^{-1}	1×10^1	1×10^6
Silver (47)				
Ag-105	2×10^0	2×10^0	1×10^2	1×10^6
Ag-108m ^(a)	7×10^{-1}	7×10^{-1}	1×10^1 (b)	1×10^6 (b)
Ag-110m ^(a)	4×10^{-1}	4×10^{-1}	1×10^1	1×10^6
Ag-111	2×10^0	6×10^{-1}	1×10^3	1×10^6
Aluminium (13)				
Al-26	1×10^{-1}	1×10^{-1}	1×10^1	1×10^5
Americium (95)				
Am-241	1×10^1	1×10^{-3}	1×10^0	1×10^4
Am-242m ^(a)	1×10^1	1×10^{-3}	1×10^0 (b)	1×10^4 (b)
Am-243 ^(a)	5×10^0	1×10^{-3}	1×10^0 (b)	1×10^3 (b)
Argon (18)				
Ar-37	4×10^1	4×10^1	1×10^6	1×10^8
Ar-39	4×10^1	2×10^1	1×10^7	1×10^4
Ar-41	3×10^{-1}	3×10^{-1}	1×10^2	1×10^9
Arsenic (33)				
As-72	3×10^{-1}	3×10^{-1}	1×10^1	1×10^5
As-73	4×10^1	4×10^1	1×10^3	1×10^7
As-74	1×10^0	9×10^{-1}	1×10^1	1×10^6
As-76	3×10^{-1}	3×10^{-1}	1×10^2	1×10^5
As-77	2×10^1	7×10^{-1}	1×10^3	1×10^6
Astatine (85)				
At-211 ^(a)	2×10^1	5×10^{-1}	1×10^3	1×10^7
Gold (79)				
Au-193	7×10^0	2×10^0	1×10^2	1×10^7
Au-194	1×10^0	1×10^0	1×10^1	1×10^6
Au-195	1×10^1	6×10^0	1×10^2	1×10^7
Au-198	1×10^0	6×10^{-1}	1×10^2	1×10^6
Au-199	1×10^1	6×10^{-1}	1×10^2	1×10^6
Barium (56)				
Ba-131 ^(a)	2×10^0	2×10^0	1×10^2	1×10^6
Ba-133	3×10^0	3×10^0	1×10^2	1×10^6
Ba-133m	2×10^1	6×10^{-1}	1×10^2	1×10^6
Ba-140 ^(a)	5×10^{-1}	3×10^{-1}	1×10^1 (b)	1×10^5 (b)
Beryllium (4)				
Be-7	2×10^1	2×10^1	1×10^3	1×10^7
Be-10	4×10^1	6×10^{-1}	1×10^4	1×10^6
Bismuth (83)				
Bi-205	7×10^{-1}	7×10^{-1}	1×10^1	1×10^6
Bi-206	3×10^{-1}	3×10^{-1}	1×10^1	1×10^5
Bi-207	7×10^{-1}	7×10^{-1}	1×10^1	1×10^6
Bi-210	1×10^0	6×10^{-1}	1×10^3	1×10^6
Bi-210m ^(a)	6×10^{-1}	2×10^{-2}	1×10^1	1×10^5
Bi-212 ^(a)	7×10^{-1}	6×10^{-1}	1×10^1 (b)	1×10^5 (b)

Radionuclide (atomic number)	A ₁ (TBq)	A ₂ (TBq)	Activity concentration limit for exempt material (Bq/g)	Activity limit for an exempt consignment (Bq)
Berkelium (97)				
Bk-247	8×10^0	8×10^{-4}	1×10^0	1×10^4
Bk-249 ^(a)	4×10^1	3×10^{-1}	1×10^3	1×10^6
Bromine (35)				
Br-76	4×10^{-1}	4×10^{-1}	1×10^1	1×10^5
Br-77	3×10^0	3×10^0	1×10^2	1×10^6
Br-82	4×10^{-1}	4×10^{-1}	1×10^1	1×10^6
Carbon (6)				
C-11	1×10^0	6×10^{-1}	1×10^1	1×10^6
C-14	4×10^1	3×10^0	1×10^4	1×10^7
Calcium (20)				
Ca-41	Unlimited	Unlimited	1×10^5	1×10^7
Ca-45	4×10^1	1×10^0	1×10^4	1×10^7
Ca-47 ^(a)	3×10^0	3×10^{-1}	1×10^1	1×10^6
Cadmium (48)				
Cd-109	3×10^1	2×10^0	1×10^4	1×10^6
Cd-113m	4×10^1	5×10^{-1}	1×10^3	1×10^6
Cd-115 ^(a)	3×10^0	4×10^{-1}	1×10^2	1×10^6
Cd-115m	5×10^{-1}	5×10^{-1}	1×10^3	1×10^6
Cerium (58)				
Ce-139	7×10^0	2×10^0	1×10^2	1×10^6
Ce-141	2×10^1	6×10^{-1}	1×10^2	1×10^7
Ce-143	9×10^{-1}	6×10^{-1}	1×10^2	1×10^6
Ce-144 ^(a)	2×10^{-1}	2×10^{-1}	1×10^2 ^(b)	1×10^5 ^(b)
Californium (98)				
Cf-248	4×10^1	6×10^{-3}	1×10^1	1×10^4
Cf-249	3×10^0	8×10^{-4}	1×10^0	1×10^3
Cf-250	2×10^1	2×10^{-3}	1×10^1	1×10^4
Cf-251	7×10^0	7×10^{-4}	1×10^0	1×10^3
Cf-252	1×10^{-1}	3×10^{-3}	1×10^1	1×10^4
Cf-253 ^(a)	4×10^1	4×10^{-2}	1×10^2	1×10^5
Cf-254	1×10^{-3}	1×10^{-3}	1×10^0	1×10^3
Chlorine (17)				
Cl-36	1×10^1	6×10^{-1}	1×10^4	1×10^6
Cl-38	2×10^{-1}	2×10^{-1}	1×10^1	1×10^5
Curium (96)				
Cm-240	4×10^1	2×10^{-2}	1×10^2	1×10^5
Cm-241	2×10^0	1×10^0	1×10^2	1×10^6
Cm-242	4×10^1	1×10^{-2}	1×10^2	1×10^5
Cm-243	9×10^0	1×10^{-3}	1×10^0	1×10^4
Cm-244	2×10^1	2×10^{-3}	1×10^1	1×10^4
Cm-245	9×10^0	9×10^{-4}	1×10^0	1×10^3
Cm-246	9×10^0	9×10^{-4}	1×10^0	1×10^3
Cm-247 ^(a)	3×10^0	1×10^{-3}	1×10^0	1×10^4
Cm-248	2×10^{-2}	3×10^{-4}	1×10^0	1×10^3
Cobalt (27)				
Co-55	5×10^{-1}	5×10^{-1}	1×10^1	1×10^6
Co-56	3×10^{-1}	3×10^{-1}	1×10^1	1×10^5
Co-57	1×10^1	1×10^1	1×10^2	1×10^6
Co-58	1×10^0	1×10^0	1×10^1	1×10^6
Co-58m	4×10^1	4×10^1	1×10^4	1×10^7
Co-60	4×10^{-1}	4×10^{-1}	1×10^1	1×10^5
Chromium (24)				
Cr-51	3×10^1	3×10^1	1×10^3	1×10^7
Caesium (55)				
Cs-129	4×10^0	4×10^0	1×10^2	1×10^5
Cs-131	3×10^1	3×10^1	1×10^3	1×10^6
Cs-132	1×10^0	1×10^0	1×10^1	1×10^5
Cs-134	7×10^{-1}	7×10^{-1}	1×10^1	1×10^4
Cs-134m	4×10^1	6×10^{-1}	1×10^3	1×10^5
Cs-135	4×10^1	1×10^0	1×10^4	1×10^7
Cs-136	5×10^{-1}	5×10^{-1}	1×10^1	1×10^5
Cs-137 ^(a)	2×10^0	6×10^{-1}	1×10^1 ^(b)	1×10^4 ^(b)
Copper (29)				
Cu-64	6×10^0	1×10^0	1×10^2	1×10^6
Cu-67	1×10^1	7×10^{-1}	1×10^2	1×10^6

Radionuclide (atomic number)	A ₁	A ₂	Activity concentration limit for exempt material (Bq/g)	Activity limit for an exempt consignment (Bq)
	(TBq)	(TBq)		
Dysprosium (66)				
Dy-159	2×10^1	2×10^1	1×10^3	1×10^7
Dy-165	9×10^{-1}	6×10^{-1}	1×10^3	1×10^6
Dy-166 ^(a)	9×10^{-1}	3×10^{-1}	1×10^3	1×10^6
Erbium (68)				
Er-169	4×10^1	1×10^0	1×10^4	1×10^7
Er-171	8×10^{-1}	5×10^{-1}	1×10^2	1×10^6
Europium (63)				
Eu-147	2×10^0	2×10^0	1×10^2	1×10^6
Eu-148	5×10^{-1}	5×10^{-1}	1×10^1	1×10^6
Eu-149	2×10^1	2×10^1	1×10^2	1×10^7
Eu-150 (short lived)	2×10^0	7×10^{-1}	1×10^3	1×10^6
Eu-150 (long lived)	7×10^{-1}	7×10^{-1}	1×10^1	1×10^6
Eu-152	1×10^0	1×10^0	1×10^1	1×10^6
Eu-152m	8×10^{-1}	8×10^{-1}	1×10^2	1×10^6
Eu-154	9×10^{-1}	6×10^{-1}	1×10^1	1×10^6
Eu-155	2×10^1	3×10^0	1×10^2	1×10^7
Eu-156	7×10^{-1}	7×10^{-1}	1×10^1	1×10^6
Fluorine (9)				
F-18	1×10^0	6×10^{-1}	1×10^1	1×10^6
Iron (26)				
Fe-52 ^(a)	3×10^{-1}	3×10^{-1}	1×10^1	1×10^6
Fe-55	4×10^1	4×10^1	1×10^4	1×10^6
Fe-59	9×10^{-1}	9×10^{-1}	1×10^1	1×10^6
Fe-60 ^(a)	4×10^1	2×10^{-1}	1×10^2	1×10^5
Gallium (31)				
Ga-67	7×10^0	3×10^0	1×10^2	1×10^6
Ga-68	5×10^{-1}	5×10^{-1}	1×10^1	1×10^5
Ga-72	4×10^{-1}	4×10^{-1}	1×10^1	1×10^5
Gadolinium (64)				
Gd-146 ^(a)	5×10^{-1}	5×10^{-1}	1×10^1	1×10^6
Gd-148	2×10^1	2×10^{-3}	1×10^1	1×10^4
Gd-153	1×10^1	9×10^0	1×10^2	1×10^7
Gd-159	3×10^0	6×10^{-1}	1×10^3	1×10^6
Germanium (32)				
Ge-68 ^(a)	5×10^{-1}	5×10^{-1}	1×10^1	1×10^5
Ge-71	4×10^1	4×10^1	1×10^4	1×10^8
Ge-77	3×10^{-1}	3×10^{-1}	1×10^1	1×10^5
Hafnium (72)				
Hf-172 ^(a)	6×10^{-1}	6×10^{-1}	1×10^1	1×10^6
Hf-175	3×10^0	3×10^0	1×10^2	1×10^6
Hf-181	2×10^0	5×10^{-1}	1×10^1	1×10^6
Hf-182	Unlimited	Unlimited	1×10^2	1×10^6
Mercury (80)				
Hg-194 ^(a)	1×10^0	1×10^0	1×10^1	1×10^6
Hg-195m ^(a)	3×10^0	7×10^{-1}	1×10^2	1×10^6
Hg-197	2×10^1	1×10^1	1×10^2	1×10^7
Hg-197m	1×10^1	4×10^{-1}	1×10^2	1×10^6
Hg-203	5×10^0	1×10^0	1×10^2	1×10^5
Holmium (67)				
Ho-166	4×10^{-1}	4×10^{-1}	1×10^3	1×10^5
Ho-166m	6×10^{-1}	5×10^{-1}	1×10^1	1×10^6
Iodine (53)				
I-123	6×10^0	3×10^0	1×10^2	1×10^7
I-124	1×10^0	1×10^0	1×10^1	1×10^6
I-125	2×10^1	3×10^0	1×10^3	1×10^6
I-126	2×10^0	1×10^0	1×10^2	1×10^6
I-129	Unlimited	Unlimited	1×10^2	1×10^5
I-131	3×10^0	7×10^{-1}	1×10^2	1×10^6
I-132	4×10^{-1}	4×10^{-1}	1×10^1	1×10^5
I-133	7×10^{-1}	6×10^{-1}	1×10^1	1×10^6
I-134	3×10^{-1}	3×10^{-1}	1×10^1	1×10^5
I-135 ^(a)	6×10^{-1}	6×10^{-1}	1×10^1	1×10^6
Indium (49)				
In-111	3×10^0	3×10^0	1×10^2	1×10^6
In-113m	4×10^0	2×10^0	1×10^2	1×10^6

Radionuclide (atomic number)	A ₁	A ₂	Activity concentration limit for exempt material	Activity limit for an exempt consignment
	(TBq)	(TBq)	(Bq/g)	(Bq)
In-114m ^(a)	1×10^1	5×10^{-1}	1×10^2	1×10^6
In-115m	7×10^0	1×10^0	1×10^2	1×10^6
Iridium (77)				
Ir-189 ^(a)	1×10^1	1×10^1	1×10^2	1×10^7
Ir-190	7×10^{-1}	7×10^{-1}	1×10^1	1×10^6
Ir-192	1×10^0 ^(c)	6×10^{-1}	1×10^1	1×10^4
Ir-194	3×10^{-1}	3×10^{-1}	1×10^2	1×10^5
Potassium (19)				
K-40	9×10^{-1}	9×10^{-1}	1×10^2	1×10^6
K-42	2×10^{-1}	2×10^{-1}	1×10^2	1×10^6
K-43	7×10^{-1}	6×10^{-1}	1×10^1	1×10^6
Krypton (36)				
Kr-79	4×10^0	2×10^0	1×10^3	1×10^5
Kr-81	4×10^1	4×10^1	1×10^4	1×10^7
Kr-85	1×10^1	1×10^1	1×10^5	1×10^4
Kr-85m	8×10^0	3×10^0	1×10^3	1×10^{10}
Kr-87	2×10^{-1}	2×10^{-1}	1×10^2	1×10^9
Lanthanum (57)				
La-137	3×10^1	6×10^0	1×10^3	1×10^7
La-140	4×10^{-1}	4×10^{-1}	1×10^1	1×10^5
Lutetium (71)				
Lu-172	6×10^{-1}	6×10^{-1}	1×10^1	1×10^6
Lu-173	8×10^0	8×10^0	1×10^2	1×10^7
Lu-174	9×10^0	9×10^0	1×10^2	1×10^7
Lu-174m	2×10^1	1×10^1	1×10^2	1×10^7
Lu-177	3×10^1	7×10^{-1}	1×10^3	1×10^7
Magnesium (12)				
Mg-28 ^(a)	3×10^{-1}	3×10^{-1}	1×10^1	1×10^5
Manganese (25)				
Mn-52	3×10^{-1}	3×10^{-1}	1×10^1	1×10^5
Mn-53	Unlimited	Unlimited	1×10^4	1×10^9
Mn-54	1×10^0	1×10^0	1×10^1	1×10^6
Mn-56	3×10^{-1}	3×10^{-1}	1×10^1	1×10^5
Molybdenum (42)				
Mo-93	4×10^1	2×10^1	1×10^3	1×10^8
Mo-99 ^(a)	1×10^0	6×10^{-1}	1×10^2	1×10^6
Nitrogen (7)				
N-13	9×10^{-1}	6×10^{-1}	1×10^2	1×10^9
Sodium (11)				
Na-22	5×10^{-1}	5×10^{-1}	1×10^1	1×10^6
Na-24	2×10^{-1}	2×10^{-1}	1×10^1	1×10^5
Niobium (41)				
Nb-93m	4×10^1	3×10^1	1×10^4	1×10^7
Nb-94	7×10^{-1}	7×10^{-1}	1×10^1	1×10^6
Nb-95	1×10^0	1×10^0	1×10^1	1×10^6
Nb-97	9×10^{-1}	6×10^{-1}	1×10^1	1×10^6
Neodymium (60)				
Nd-147	6×10^0	6×10^{-1}	1×10^2	1×10^6
Nd-149	6×10^{-1}	5×10^{-1}	1×10^2	1×10^6
Nickel (28)				
Ni-59	Unlimited	Unlimited	1×10^4	1×10^8
Ni-63	4×10^1	3×10^1	1×10^5	1×10^8
Ni-65	4×10^{-1}	4×10^{-1}	1×10^1	1×10^6
Neptunium (93)				
Np-235	4×10^1	4×10^1	1×10^3	1×10^7
Np-236 (short lived)	2×10^1	2×10^0	1×10^3	1×10^7
Np-236 (long lived)	9×10^0	2×10^{-2}	1×10^2	1×10^5
Np-237	2×10^1	2×10^{-3}	1×10^0 ^(b)	1×10^3 ^(b)
Np-239	7×10^0	4×10^{-1}	1×10^2	1×10^7
Osmium (76)				
Os-185	1×10^0	1×10^0	1×10^1	1×10^6
Os-191	1×10^1	2×10^0	1×10^2	1×10^7
Os-191m	4×10^1	3×10^1	1×10^3	1×10^7
Os-193	2×10^0	6×10^{-1}	1×10^2	1×10^6
Os-194 ^(a)	3×10^{-1}	3×10^{-1}	1×10^2	1×10^5
Phosphorus (15)				

Radionuclide (atomic number)	A ₁	A ₂	Activity concentration limit for exempt material	Activity limit for an exempt consignment
	(TBq)	(TBq)	(Bq/g)	(Bq)
P-32	5×10^{-1}	5×10^{-1}	1×10^3	1×10^5
P-33	4×10^1	1×10^0	1×10^5	1×10^8
Protactinium (91)				
Pa-230 ^(a)	2×10^0	7×10^{-2}	1×10^1	1×10^6
Pa-231	4×10^0	4×10^{-4}	1×10^0	1×10^3
Pa-233	5×10^0	7×10^{-1}	1×10^2	1×10^7
Lead (82)				
Pb-201	1×10^0	1×10^0	1×10^1	1×10^6
Pb-202	4×10^1	2×10^1	1×10^3	1×10^6
Pb-203	4×10^0	3×10^0	1×10^2	1×10^6
Pb-205	Unlimited	Unlimited	1×10^4	1×10^7
Pb-210 ^(a)	1×10^0	5×10^{-2}	1×10^1 (b)	1×10^4 (b)
Pb-212 ^(a)	7×10^{-1}	2×10^{-1}	1×10^1 (b)	1×10^5 (b)
Palladium (46)				
Pd-103 ^(a)	4×10^1	4×10^1	1×10^3	1×10^8
Pd-107	Unlimited	Unlimited	1×10^5	1×10^8
Pd-109	2×10^0	5×10^{-1}	1×10^3	1×10^6
Promethium (61)				
Pm-143	3×10^0	3×10^0	1×10^2	1×10^6
Pm-144	7×10^{-1}	7×10^{-1}	1×10^1	1×10^6
Pm-145	3×10^1	1×10^1	1×10^3	1×10^7
Pm-147	4×10^1	2×10^0	1×10^4	1×10^7
Pm-148m ^(a)	8×10^{-1}	7×10^{-1}	1×10^1	1×10^6
Pm-149	2×10^0	6×10^{-1}	1×10^3	1×10^6
Pm-151	2×10^0	6×10^{-1}	1×10^2	1×10^6
Polonium (84)				
Po-210	4×10^1	2×10^{-2}	1×10^1	1×10^4
Praseodymium (59)				
Pr-142	4×10^{-1}	4×10^{-1}	1×10^2	1×10^5
Pr-143	3×10^0	6×10^{-1}	1×10^4	1×10^6
Platinum (78)				
Pt-188 ^(a)	1×10^0	8×10^{-1}	1×10^1	1×10^6
Pt-191	4×10^0	3×10^0	1×10^2	1×10^6
Pt-193	4×10^1	4×10^1	1×10^4	1×10^7
Pt-193m	4×10^1	5×10^{-1}	1×10^3	1×10^7
Pt-195m	1×10^1	5×10^{-1}	1×10^2	1×10^6
Pt-197	2×10^1	6×10^{-1}	1×10^3	1×10^6
Pt-197m	1×10^1	6×10^{-1}	1×10^2	1×10^6
Plutonium (94)				
Pu-236	3×10^1	3×10^{-3}	1×10^1	1×10^4
Pu-237	2×10^1	2×10^1	1×10^3	1×10^7
Pu-238	1×10^1	1×10^{-3}	1×10^0	1×10^4
Pu-239	1×10^1	1×10^{-3}	1×10^0	1×10^4
Pu-240	1×10^1	1×10^{-3}	1×10^0	1×10^3
Pu-241 ^(a)	4×10^1	6×10^{-2}	1×10^2	1×10^5
Pu-242	1×10^1	1×10^{-3}	1×10^0	1×10^4
Pu-244 ^(a)	4×10^{-1}	1×10^{-3}	1×10^0	1×10^4
Radium (88)				
Ra-223 ^(a)	4×10^{-1}	7×10^{-3}	1×10^2 (b)	1×10^5 (b)
Ra-224 ^(a)	4×10^{-1}	2×10^{-2}	1×10^1 (b)	1×10^5 (b)
Ra-225 ^(a)	2×10^{-1}	4×10^{-3}	1×10^2	1×10^5
Ra-226 ^(a)	2×10^{-1}	3×10^{-3}	1×10^1 (b)	1×10^4 (b)
Ra-228 ^(a)	6×10^{-1}	2×10^{-2}	1×10^1 (b)	1×10^5 (b)
Rubidium (37)				
Rb-81	2×10^0	8×10^{-1}	1×10^1	1×10^6
Rb-83 ^(a)	2×10^0	2×10^0	1×10^2	1×10^6
Rb-84	1×10^0	1×10^0	1×10^1	1×10^6
Rb-86	5×10^{-1}	5×10^{-1}	1×10^2	1×10^5
Rb-87	Unlimited	Unlimited	1×10^4	1×10^7
Rb (nat)	Unlimited	Unlimited	1×10^4	1×10^7
Rhenium (75)				
Re-184	1×10^0	1×10^0	1×10^1	1×10^6
Re-184m	3×10^0	1×10^0	1×10^2	1×10^6
Re-186	2×10^0	6×10^{-1}	1×10^3	1×10^6
Re-187	Unlimited	Unlimited	1×10^6	1×10^9
Re-188	4×10^{-1}	4×10^{-1}	1×10^2	1×10^5

Radionuclide (atomic number)	A ₁	A ₂	Activity concentration limit for exempt material	Activity limit for an exempt consignment
	(TBq)	(TBq)	(Bq/g)	(Bq)
Re-189 ^(a)	3×10^0	6×10^{-1}	1×10^2	1×10^6
Re (nat)	Unlimited	Unlimited	1×10^6	1×10^9
Rhodium (45)				
Rh-99	2×10^0	2×10^0	1×10^1	1×10^6
Rh-101	4×10^0	3×10^0	1×10^2	1×10^7
Rh-102	5×10^{-1}	5×10^{-1}	1×10^1	1×10^6
Rh-102m	2×10^0	2×10^0	1×10^2	1×10^6
Rh-103m	4×10^1	4×10^1	1×10^4	1×10^8
Rh-105	1×10^1	8×10^{-1}	1×10^2	1×10^7
Radon (86)				
Rn-222 ^(a)	3×10^{-1}	4×10^{-3}	1×10^1 (b)	1×10^8 (b)
Ruthenium (44)				
Ru-97	5×10^0	5×10^0	1×10^2	1×10^7
Ru-103 ^(a)	2×10^0	2×10^0	1×10^2	1×10^6
Ru-105	1×10^0	6×10^{-1}	1×10^1	1×10^6
Ru-106 ^(a)	2×10^{-1}	2×10^{-1}	1×10^2 (b)	1×10^5 (b)
Sulphur (16)				
S-35	4×10^1	3×10^0	1×10^5	1×10^8
Antimony (51)				
Sb-122	4×10^{-1}	4×10^{-1}	1×10^2	1×10^4
Sb-124	6×10^{-1}	6×10^{-1}	1×10^1	1×10^6
Sb-125	2×10^0	1×10^0	1×10^2	1×10^6
Sb-126	4×10^{-1}	4×10^{-1}	1×10^1	1×10^5
Scandium (21)				
Sc-44	5×10^{-1}	5×10^{-1}	1×10^1	1×10^5
Sc-46	5×10^{-1}	5×10^{-1}	1×10^1	1×10^6
Sc-47	1×10^1	7×10^{-1}	1×10^2	1×10^6
Sc-48	3×10^{-1}	3×10^{-1}	1×10^1	1×10^5
Selenium (34)				
Se-75	3×10^0	3×10^0	1×10^2	1×10^6
Se-79	4×10^1	2×10^0	1×10^4	1×10^7
Silicon (14)				
Si-31	6×10^{-1}	6×10^{-1}	1×10^3	1×10^6
Si-32	4×10^1	5×10^{-1}	1×10^3	1×10^6
Samarium (62)				
Sm-145	1×10^1	1×10^1	1×10^2	1×10^7
Sm-147	Unlimited	Unlimited	1×10^1	1×10^4
Sm-151	4×10^1	1×10^1	1×10^4	1×10^8
Sm-153	9×10^0	6×10^{-1}	1×10^2	1×10^6
Tin (50)				
Sn-113 ^(a)	4×10^0	2×10^0	1×10^3	1×10^7
Sn-117m	7×10^0	4×10^{-1}	1×10^2	1×10^6
Sn-119m	4×10^1	3×10^1	1×10^3	1×10^7
Sn-121m ^(a)	4×10^1	9×10^{-1}	1×10^3	1×10^7
Sn-123	8×10^{-1}	6×10^{-1}	1×10^3	1×10^6
Sn-125	4×10^{-1}	4×10^{-1}	1×10^2	1×10^5
Sn-126 ^(a)	6×10^{-1}	4×10^{-1}	1×10^1	1×10^5
Strontium (38)				
Sr-82 ^(a)	2×10^{-1}	2×10^{-1}	1×10^1	1×10^5
Sr-85	2×10^0	2×10^0	1×10^2	1×10^6
Sr-85m	5×10^0	5×10^0	1×10^2	1×10^7
Sr-87m	3×10^0	3×10^0	1×10^2	1×10^6
Sr-89	6×10^{-1}	6×10^{-1}	1×10^3	1×10^6
Sr-90 ^(a)	3×10^{-1}	3×10^{-1}	1×10^2 (b)	1×10^4 (b)
Sr-91 ^(a)	3×10^{-1}	3×10^{-1}	1×10^1	1×10^5
Sr-92 ^(a)	1×10^0	3×10^{-1}	1×10^1	1×10^6
Tritium (1)				
T (H-3)	4×10^1	4×10^1	1×10^6	1×10^9
Tantalum (73)				
Ta-178 (long lived)	1×10^0	8×10^{-1}	1×10^1	1×10^6
Ta-179	3×10^1	3×10^1	1×10^3	1×10^7
Ta-182	9×10^{-1}	5×10^{-1}	1×10^1	1×10^4
Terbium (65)				
Tb-157	4×10^1	4×10^1	1×10^4	1×10^7
Tb-158	1×10^0	1×10^0	1×10^1	1×10^6
Tb-160	1×10^0	6×10^{-1}	1×10^1	1×10^6

Radionuclide (atomic number)	A ₁ (TBq)	A ₂ (TBq)	Activity concentration limit for exempt material (Bq/g)	Activity limit for an exempt consignment (Bq)
Technetium (43)				
Tc-95m ^(a)	2×10^0	2×10^0	1×10^1	1×10^6
Tc-96	4×10^{-1}	4×10^{-1}	1×10^1	1×10^6
Tc-96m ^(a)	4×10^{-1}	4×10^{-1}	1×10^3	1×10^7
Tc-97	Unlimited	Unlimited	1×10^3	1×10^8
Tc-97m	4×10^1	1×10^0	1×10^3	1×10^7
Tc-98	8×10^{-1}	7×10^{-1}	1×10^1	1×10^6
Tc-99	4×10^1	9×10^{-1}	1×10^4	1×10^7
Tc-99m	1×10^1	4×10^0	1×10^2	1×10^7
Tellurium (52)				
Te-121	2×10^0	2×10^0	1×10^1	1×10^6
Te-121m	5×10^0	3×10^0	1×10^2	1×10^6
Te-123m	8×10^0	1×10^0	1×10^2	1×10^7
Te-125m	2×10^1	9×10^{-1}	1×10^3	1×10^7
Te-127	2×10^1	7×10^{-1}	1×10^3	1×10^6
Te-127m ^(a)	2×10^1	5×10^{-1}	1×10^3	1×10^7
Te-129	7×10^{-1}	6×10^{-1}	1×10^2	1×10^6
Te-129m ^(a)	8×10^{-1}	4×10^{-1}	1×10^3	1×10^6
Te-131m ^(a)	7×10^{-1}	5×10^{-1}	1×10^1	1×10^6
Te-132 ^(a)	5×10^{-1}	4×10^{-1}	1×10^2	1×10^7
Thorium (90)				
Th-227	1×10^1	5×10^{-3}	1×10^1	1×10^4
Th-228 ^(a)	5×10^{-1}	1×10^{-3}	1×10^0 (b)	1×10^4 (b)
Th-229	5×10^0	5×10^{-4}	1×10^0 (b)	1×10^3 (b)
Th-230	1×10^1	1×10^{-3}	1×10^0	1×10^4
Th-231	4×10^1	2×10^{-2}	1×10^3	1×10^7
Th-232	Unlimited	Unlimited	1×10^1	1×10^4
Th-234 ^(a)	3×10^{-1}	3×10^{-1}	1×10^3 (b)	1×10^5 (b)
Th (nat)	Unlimited	Unlimited	1×10^0 (b)	1×10^3 (b)
Titanium (22)				
Ti-44 ^(a)	5×10^{-1}	4×10^{-1}	1×10^1	1×10^5
Thallium (81)				
Tl-200	9×10^{-1}	9×10^{-1}	1×10^1	1×10^6
Tl-201	1×10^1	4×10^0	1×10^2	1×10^6
Tl-202	2×10^0	2×10^0	1×10^2	1×10^6
Tl-204	1×10^1	7×10^{-1}	1×10^4	1×10^4
Thulium (69)				
Tm-167	7×10^0	8×10^{-1}	1×10^2	1×10^6
Tm-170	3×10^0	6×10^{-1}	1×10^3	1×10^6
Tm-171	4×10^1	4×10^1	1×10^4	1×10^8
Uranium (92)				
U-230 (fast lung absorption) ^{(a)(d)}	4×10^1	1×10^{-1}	1×10^1 (b)	1×10^5 (b)
U-230 (medium lung absorption) ^{(a)(e)}	4×10^1	4×10^{-3}	1×10^1	1×10^4
U-230 (slow lung absorption) ^{(a)(f)}	3×10^1	3×10^{-3}	1×10^1	1×10^4
U-232 (fast lung absorption) ^(d)	4×10^1	1×10^{-2}	1×10^0 (b)	1×10^3 (b)
U-232 (medium lung absorption) ^(e)	4×10^1	7×10^{-3}	1×10^1	1×10^4
U-232 (slow lung absorption) ^(f)	1×10^1	1×10^{-3}	1×10^1	1×10^4
U-233 (fast lung absorption) ^(d)	4×10^1	9×10^{-2}	1×10^1	1×10^4
U-233 (medium lung absorption) ^(e)	4×10^1	2×10^{-2}	1×10^2	1×10^5
U-233 (slow lung absorption) ^(f)	4×10^1	6×10^{-3}	1×10^1	1×10^5
U-234 (fast lung absorption) ^(d)	4×10^1	9×10^{-2}	1×10^1	1×10^4
U-234 (medium lung absorption) ^(e)	4×10^1	2×10^{-2}	1×10^2	1×10^5
U-234 (slow lung absorption) ^(f)	4×10^1	6×10^{-3}	1×10^1	1×10^5
U-235 (all lung absorption types) ^{(a)(d)(e)(f)}	Unlimited	Unlimited	1×10^1 (b)	1×10^4 (b)
U-236 (fast lung absorption) ^(d)	Unlimited	Unlimited	1×10^1	1×10^4
U-236 (medium lung absorption) ^(e)	4×10^1	2×10^{-2}	1×10^2	1×10^5
U-236 (slow lung absorption) ^(f)	4×10^1	6×10^{-3}	1×10^1	1×10^4
U-238 (all lung absorption types) ^{(d)(e)(f)}	Unlimited	Unlimited	1×10^1 (b)	1×10^4 (b)

Radionuclide (atomic number)	A ₁ (TBq)	A ₂ (TBq)	Activity concentration limit for exempt material (Bq/g)	Activity limit for an exempt consignment (Bq)
U (nat)	Unlimited	Unlimited	1×10^0 (b)	1×10^3 (b)
U (enriched to 20% or less) ^(g)	Unlimited	Unlimited	1×10^0	1×10^3
U (dep)	Unlimited	Unlimited	1×10^0	1×10^3
Vanadium (23)				
V-48	4×10^{-1}	4×10^{-1}	1×10^1	1×10^5
V-49	4×10^1	4×10^1	1×10^4	1×10^7
Tungsten (74)				
W-178 ^(a)	9×10^0	5×10^0	1×10^1	1×10^6
W-181	3×10^1	3×10^1	1×10^3	1×10^7
W-185	4×10^1	8×10^{-1}	1×10^4	1×10^7
W-187	2×10^0	6×10^{-1}	1×10^2	1×10^6
W-188 ^(a)	4×10^{-1}	3×10^{-1}	1×10^2	1×10^5
Xenon (54)				
Xe-122 ^(a)	4×10^{-1}	4×10^{-1}	1×10^2	1×10^9
Xe-123	2×10^0	7×10^{-1}	1×10^2	1×10^9
Xe-127	4×10^0	2×10^0	1×10^3	1×10^5
Xe-131m	4×10^1	4×10^1	1×10^4	1×10^4
Xe-133	2×10^1	1×10^1	1×10^3	1×10^4
Xe-135	3×10^0	2×10^0	1×10^3	1×10^{10}
Yttrium (39)				
Y-87 ^(a)	1×10^0	1×10^0	1×10^1	1×10^6
Y-88	4×10^{-1}	4×10^{-1}	1×10^1	1×10^6
Y-90	3×10^{-1}	3×10^{-1}	1×10^3	1×10^5
Y-91	6×10^{-1}	6×10^{-1}	1×10^3	1×10^6
Y-91m	2×10^0	2×10^0	1×10^2	1×10^6
Y-92	2×10^{-1}	2×10^{-1}	1×10^2	1×10^5
Y-93	3×10^{-1}	3×10^{-1}	1×10^2	1×10^5
Ytterbium (70)				
Yb-169	4×10^0	1×10^0	1×10^2	1×10^7
Yb-175	3×10^1	9×10^{-1}	1×10^3	1×10^7
Zinc (30)				
Zn-65	2×10^0	2×10^0	1×10^1	1×10^6
Zn-69	3×10^0	6×10^{-1}	1×10^4	1×10^6
Zn-69m ^(a)	3×10^0	6×10^{-1}	1×10^2	1×10^6
Zirconium (40)				
Zr-88	3×10^0	3×10^0	1×10^2	1×10^6
Zr-93	Unlimited	Unlimited	1×10^3 (b)	1×10^7 (b)
Zr-95 ^(a)	2×10^0	8×10^{-1}	1×10^1	1×10^6
Zr-97 ^(a)	4×10^{-1}	4×10^{-1}	1×10^1 (b)	1×10^5 (b)

^(a) A₁ and/or A₂ values for these parent radionuclides include contributions from their progeny with half-lives less than 10 days, as listed in the following:

Mg-28	Al-28
Ar-42	K-42
Ca-47	Sc-47
Ti-44	Sc-44
Fe-52	Mn-52m
Fe-60	Co-60m
Zn-69m	Zn-69
Ge-68	Ga-68
Rb-83	Kr-83m
Sr-82	Rb-82
Sr-90	Y-90
Sr-91	Y-91m
Sr-92	Y-92
Y-87	Sr-87m
Zr-95	Nb-95m
Zr-97	Nb-97m, Nb-97
Mo-99	Tc-99m
Tc-95m	Tc-95
Tc-96m	Tc-96
Ru-103	Rh-103m
Ru-106	Rh-106
Pd-103	Rh-103m
Ag-108m	Ag-108
Ag-110m	Ag-110

Cd-115	In-115m
In-114m	In-114
Sn-113	In-113m
Sn-121m	Sn-121
Sn-126	Sb-126m
Te-118	Sb-118
Te-127m	Te-127
Te-129m	Te-129
Te-131m	Te-131
Te-132	I-132
I-135	Xe-135m
Xe-122	I-122
Cs-137	Ba-137m
Ba-131	Cs-131
Ba-140	La-140
Ce-144	Pr-144m, Pr-144
Pm-148m	Pm-148
Gd-146	Eu-146
Dy-166	Ho-166
Hf-172	Lu-172
W-178	Ta-178
W-188	Re-188
Re-189	Os-189m
Os-194	Ir-194
Ir-189	Os-189m
Pt-188	Ir-188
Hg-194	Au-194
Hg-195m	Hg-195
Pb-210	Bi-210
Pb-212	Bi-212, Tl-208, Po-212
Bi-210m	Tl-206
Bi-212	Tl-208, Po-212
At-211	Po-211
Rn-222	Po-218, Pb-214, At-218, Bi-214, Po-214
Ra-223	Rn-219, Po-215, Pb-211, Bi-211, Po-211, Tl-207
Ra-224	Rn-220, Po-216, Pb-212, Bi-212, Tl-208, Po-212
Ra-225	Ac-225, Fr-221, At-217, Bi-213, Tl-209, Po-213, Pb-209
Ra-226	Rn-222, Po-218, Pb-214, At-218, Bi-214, Po-214
Ra-228	Ac-228
Ac-225	Fr-221, At-217, Bi-213, Tl-209, Po-213, Pb-209
Ac-227	Fr-223
Th-228	Ra-224, Rn-220, Po-216, Pb-212, Bi-212, Tl-208, Po-212
Th-234	Pa-234m, Pa-234
Pa-230	Ac-226, Th-226, Fr-222, Ra-222, Rn-218, Po-214
U-230	Th-226, Ra-222, Rn-218, Po-214
U-235	Th-231
Pu-241	U-237
Pu-244	U-240, Np-240m
Am-242m	Am-242, Np-238
Am-243	Np-239
Cm-247	Pu-243
Bk-249	Am-245
Cf-253	Cm-249

(b) Parent nuclides and their progeny included in secular equilibrium are listed in the following:

Sr-90	Y-90
Zr-93	Nb-93m
Zr-97	Nb-97
Ru-106	Rh-106
Ag-108m	Ag-108
Cs-137	Ba-137m
Ce-144	Pr-144
Ba-140	La-140
Bi-212	Tl-208 (0.36), Po-212 (0.64)
Pb-210	Bi-210, Po-210
Pb-212	Bi-212, Tl-208 (0.36), Po-212 (0.64)
Rn-222	Po-218, Pb-214, Bi-214, Po-214
Ra-223	Rn-219, Po-215, Pb-211, Bi-211, Tl-207
Ra-224	Rn-220, Po-216, Pb-212, Bi-212, Tl-208 (0.36), Po-212 (0.64)
Ra-226	Rn-222, Po-218, Pb-214, Bi-214, Po-214, Pb-210, Bi-210, Po-210

Ra-228	Ac-228
Th-228	Ra-224, Rn-220, Po-216, Pb-212, Bi-212, Tl-208 (0.36), Po-212 (0.64)
Th-229	Ra-225, Ac-225, Fr-221, At-217, Bi-213, Po-213, Pb-209
Th-nat	Ra-228, Ac-228, Th-228, Ra-224, Rn-220, Po-216, Pb-212, Bi-212, Tl-208 (0.36), Po-212 (0.64)
Th-234	Pa-234m
U-230	Th-226, Ra-222, Rn-218, Po-214
U-232	Th-228, Ra-224, Rn-220, Po-216, Pb-212, Bi-212, Tl-208 (0.36), Po-212 (0.64)
U-235	Th-231
U-238	Th-234, Pa-234m
U-nat	Th-234, Pa-234m, U-234, Th-230, Ra-226, Rn-222, Po-218, Pb-214, Bi-214, Po-214, Pb-210, Bi-210, Po-210
Np-237	Pa-233
Am-242m	Am-242
Am-243	Np-239

- (c) The quantity may be determined from a measurement of the rate of decay or a measurement of the radiation level at a prescribed distance from the source.
- (d) These values apply only to compounds of uranium that take the chemical form of UF_6 , UO_2F_2 and $\text{UO}_2(\text{NO}_3)_2$ in both normal and accident conditions of carriage.
- (e) These values apply only to compounds of uranium that take the chemical form of UO_3 , UF_4 , UCl_4 and hexavalent compounds in both normal and accident conditions of carriage.
- (f) These values apply to all compounds of uranium other than those specified in (d) and (e) above.
- (g) These values apply to unirradiated uranium only.

2.2.7.2.2.2 For individual radionuclides:

- (a) Which are not listed in Table 2.2.7.2.2.1 the determination of the basic radionuclide values referred to in 2.2.7.2.2.1 shall require multilateral approval. For these radionuclides, activity concentration limits for exempt material and activity limits for exempt consignments shall be calculated in accordance with the principles established in the International Basic Safety Standards for Protection against Ionizing Radiation and for the Safety of Radiation Sources, Safety Series No. 115, IAEA, Vienna (1996). It is permissible to use an A_2 value calculated using a dose coefficient for the appropriate lung absorption type as recommended by the International Commission on Radiological Protection, if the chemical forms of each radionuclide under both normal and accident conditions of carriage are taken into consideration. Alternatively, the radionuclide values in Table 2.2.7.2.2.2 may be used without obtaining competent authority approval;
- (b) In instruments or articles in which the radioactive material is enclosed or is included as a component part of the instrument or other manufactured article and which meet 2.2.7.2.4.1.3 (c), alternative basic radionuclide values to those in Table 2.2.7.2.2.1 for the activity limit for an exempt consignment are permitted and shall require multilateral approval. Such alternative activity limits for an exempt consignment shall be calculated in accordance with the principles set out in the International Basic Safety Standards for Protection against Ionizing Radiation and for the Safety of Radiation Sources, Safety Series No. 115, IAEA, Vienna (1996).

Table 2.2.7.2.2.2: Basic radionuclide values for unknown radionuclides or mixtures

Radioactive contents	A_1	A_2	Activity concentration limit for exempt material	Activity limit for an exempt consignment
	(TBq)	(TBq)	(Bq/g)	(Bq)
Only beta or gamma emitting nuclides are known to be present	0.1	0.02	1×10^1	1×10^4
Alpha emitting nuclides but no neutron emitters are known to be present	0.2	9×10^{-5}	1×10^{-1}	1×10^3
Neutron emitting nuclides are known to be present or no relevant data are available	0.001	9×10^{-5}	1×10^{-1}	1×10^3

2.2.7.2.2.3 In the calculations of A_1 and A_2 for a radionuclide not in Table 2.2.7.2.2.1, a single radioactive decay chain in which the radionuclides are present in their naturally occurring proportions, and in which no daughter nuclide has a half-life either longer than 10 days or longer than that of the parent nuclide, shall be considered as a single radionuclide; and the activity to be taken into account and the A_1 or A_2 value to be applied shall be those corresponding to the parent nuclide of that chain. In the case of radioactive decay chains in which any daughter nuclide has a half-life either longer than 10 days or greater than that of the parent nuclide, the parent and such daughter nuclides shall be considered as mixtures of different nuclides.

2.2.7.2.2.4 For mixtures of radionuclides, the basic radionuclide values referred to in 2.2.7.2.2.1 may be determined as follows:

$$X_m = \frac{1}{\sum_i \frac{f(i)}{X(i)}}$$

where

$f(i)$ is the fraction of activity or activity concentration of radionuclide i in the mixture;

$X(i)$ is the appropriate value of A_1 or A_2 , or the activity concentration limit for exempt material or the activity limit for an exempt consignment as appropriate for the radionuclide i ; and

X_m is the derived value of A_1 or A_2 , or the activity concentration limit for exempt material or the activity limit for an exempt consignment in the case of a mixture.

2.2.7.2.2.5 When the identity of each radionuclide is known but the individual activities of some of the radionuclides are not known, the radionuclides may be grouped and the lowest radionuclide value, as appropriate, for the radionuclides in each group may be used in applying the formulas in 2.2.7.2.2.4 and 2.2.7.2.4.4. Groups may be based on the total alpha activity and the total beta/gamma activity when these are known, using the lowest radionuclide values for the alpha emitters or beta/gamma emitters, respectively.

2.2.7.2.2.6 For individual radionuclides or for mixtures of radionuclides for which relevant data are not available, the values shown in Table 2.2.7.2.2.2 shall be used.

2.2.7.2.3 Determination of other material characteristics

2.2.7.2.3.1 Low specific activity (LSA) material

2.2.7.2.3.1.1 (Reserved)

2.2.7.2.3.1.2 LSA material shall be in one of three groups:

(a) LSA-I

- (i) uranium and thorium ores and concentrates of such ores, and other ores containing naturally occurring radionuclides;
- (ii) natural uranium, depleted uranium, natural thorium or their compounds or mixtures, that are unirradiated and in solid or liquid form;
- (iii) radioactive material for which the A_2 value is unlimited. Fissile material may be included only if excepted under 2.2.7.2.3.5;
- (iv) other radioactive material in which the activity is distributed throughout and the estimated average specific activity does not exceed 30 times the values for activity concentration specified in 2.2.7.2.2.1 to 2.2.7.2.2.6. Fissile material may be included only if excepted under 2.2.7.2.3.5;

(b) LSA-II

- (i) water with tritium concentration up to 0.8 TBq/l;
- (ii) other material in which the activity is distributed throughout and the estimated average specific activity does not exceed 10^{-4} A_2 /g for solids and gases, and 10^{-5} A_2 /g for liquids;

(c) LSA-III

Solids (e.g. consolidated wastes, activated materials), excluding powders that meet the requirements of 2.2.7.2.3.1.3, in which:

- (i) the radioactive material is distributed throughout a solid or a collection of solid objects, or is essentially uniformly distributed in a solid compact binding agent (such as concrete, bitumen and ceramic);
- (ii) the radioactive material is relatively insoluble, or it is intrinsically contained in a relatively insoluble matrix, so that, even under loss of packaging, the loss of radioactive material per package by leaching when placed in water for seven days would not exceed 0.1 A_2 ; and
- (iii) the estimated average specific activity of the solid, excluding any shielding material, does not exceed 2×10^{-3} A_2 /g.

2.2.7.2.3.1.3 LSA-III material shall be a solid of such a nature that if the entire contents of a package were subjected to the test specified in 2.2.7.2.3.1.4 the activity in the water would not exceed 0.1 A_2 .

2.2.7.2.3.1.4 LSA-III material shall be tested as follows:

A solid material sample representing the entire contents of the package shall be immersed for 7 days in water at ambient temperature. The volume of water to be used in the test shall be sufficient to ensure that at the end of the 7 day test period the free volume of the unabsorbed and unreacted water remaining shall be at least 10% of the volume of the solid test sample itself. The water shall have an initial pH of 6-8 and a maximum conductivity of 1 mS/m at 20 °C. The total activity of the free volume of water shall be measured following the 7 day immersion of the test sample.

2.2.7.2.3.1.5 Demonstration of compliance with the performance standards in 2.2.7.2.3.1.4 shall be in accordance with 6.4.12.1 and 6.4.12.2.

2.2.7.2.3.2 Surface contaminated object (SCO)

SCO is classified in one of two groups:

(a) SCO-I: A solid object on which:

- (i) the non-fixed contamination on the accessible surface averaged over 300 cm² (or the area of the surface if less than 300 cm²) does not exceed 4 Bq/cm² for beta and gamma emitters and low toxicity alpha emitters, or 0.4 Bq/cm² for all other alpha emitters; and
- (ii) the fixed contamination on the accessible surface averaged over 300 cm² (or the area of the surface if less than 300 cm²) does not exceed 4×10^4 Bq/cm² for beta and gamma emitters and low toxicity alpha emitters, or 4×10^3 Bq/cm² for all other alpha emitters; and
- (iii) the non-fixed contamination plus the fixed contamination on the inaccessible surface averaged over 300 cm² (or the area of the surface if less than 300 cm²) does not exceed 4×10^4 Bq/cm² for beta and gamma emitters and low toxicity alpha emitters, or 4×10^3 Bq/cm² for all other alpha emitters;

(b) SCO-II: A solid object on which either the fixed or non-fixed contamination on the surface exceeds the applicable limits specified for SCO-I in (a) above and on which:

- (i) the non-fixed contamination on the accessible surface averaged over 300 cm² (or the area of the surface if less than 300 cm²) does not exceed 400 Bq/cm² for beta and gamma emitters and low toxicity alpha emitters, or 40 Bq/cm² for all other alpha emitters; and
- (ii) the fixed contamination on the accessible surface, averaged over 300 cm² (or the area of the surface if less than 300 cm²) does not exceed 8×10^5 Bq/cm² for beta and gamma emitters and low toxicity alpha emitters, or 8×10^4 Bq/cm² for all other alpha emitters; and
- (iii) the non-fixed contamination plus the fixed contamination on the inaccessible surface averaged over 300 cm² (or the area of the surface if less than 300 cm²) does not exceed 8×10^5 Bq/cm² for beta and gamma emitters and low toxicity alpha emitters, or 8×10^4 Bq/cm² for all other alpha emitters.

2.2.7.2.3.3 Special form radioactive material

2.2.7.2.3.3.1 Special form radioactive material shall have at least one dimension not less than 5 mm. When a sealed capsule constitutes part of the special form radioactive material, the capsule shall be so manufactured that it can be opened only by destroying it. The design for special form radioactive material requires unilateral approval.

2.2.7.2.3.3.2 Special form radioactive material shall be of such a nature or shall be so designed that if it is subjected to the tests specified in 2.2.7.2.3.3.4 to 2.2.7.2.3.3.8, it shall meet the following requirements:

- (a) It would not break or shatter under the impact, percussion and bending tests 2.2.7.2.3.3.5 (a), (b), (c) and 2.2.7.2.3.3.6 (a) as applicable;
- (b) It would not melt or disperse in the applicable heat test 2.2.7.2.3.3.5 (d) or 2.2.7.2.3.3.6 (b) as applicable; and
- (c) The activity in the water from the leaching tests specified in 2.2.7.2.3.3.7 and 2.2.7.2.3.3.8 would not exceed 2 kBq; or alternatively for sealed sources, the leakage rate for the volumetric leakage assessment test specified in ISO 9978:1992 "Radiation Protection – Sealed Radioactive Sources – Leakage Test Methods", would not exceed the applicable acceptance threshold acceptable to the competent authority.

2.2.7.2.3.3.3 Demonstration of compliance with the performance standards in 2.2.7.2.3.3.2 shall be in accordance with 6.4.12.1 and 6.4.12.2.

2.2.7.2.3.3.4 Specimens that comprise or simulate special form radioactive material shall be subjected to the impact test, the percussion test, the bending test, and the heat test specified in 2.2.7.2.3.3.5 or alternative tests as authorized in 2.2.7.2.3.3.6. A different specimen may be used for each of the tests. Following each test, a leaching assessment or volumetric leakage test shall be performed on the specimen by a method no less sensitive than the methods given in 2.2.7.2.3.3.7 for indispersible solid material or 2.2.7.2.3.3.8 for encapsulated material.

2.2.7.2.3.3.5 The relevant test methods are:

- (a) Impact test: The specimen shall drop onto the target from a height of 9 m. The target shall be as defined in 6.4.14;
- (b) Percussion test: The specimen shall be placed on a sheet of lead which is supported by a smooth solid surface and struck by the flat face of a mild steel bar so as to cause an impact equivalent to that resulting from a free drop of 1.4 kg through 1 m. The lower part of the bar shall be 25 mm in diameter with the edges rounded off to a radius of (3.0 ± 0.3) mm. The lead, of hardness number 3.5 to 4.5 on the Vickers scale and not more than 25 mm thick, shall cover an area greater than that covered by the specimen. A fresh surface of lead shall be used for each impact. The bar shall strike the specimen so as to cause maximum damage;
- (c) Bending test: The test shall apply only to long, slender sources with both a minimum length of 10 cm and a length to minimum width ratio of not less than 10. The specimen shall be rigidly clamped in a horizontal position so that one half of its length protrudes from the face of the clamp. The orientation of the specimen shall be such that the specimen will suffer maximum damage when its free end is struck by the flat face of a steel bar. The bar shall strike the specimen so as to cause an impact equivalent to that resulting from a free vertical drop of 1.4 kg through 1 m. The lower part of the bar shall be 25 mm in diameter with the edges rounded off to a radius of (3.0 ± 0.3) mm;
- (d) Heat test: The specimen shall be heated in air to a temperature of 800 °C and held at that temperature for a period of 10 minutes and shall then be allowed to cool.

2.2.7.2.3.3.6 Specimens that comprise or simulate radioactive material enclosed in a sealed capsule may be excepted from:

- (a) The tests prescribed in 2.2.7.2.3.3.5 (a) and (b) provided that the specimens are alternatively subjected to the impact test prescribed in ISO 2919:2012 "Radiation Protection – Sealed Radioactive Sources – General requirements and classification":
 - (i) The Class 4 impact test if the mass of the special form radioactive material is less than 200 g;
 - (ii) The Class 5 impact test if the mass of the special form radioactive material is equal to or more than 200 g but is less than 500 g;
- (b) The test prescribed in 2.2.7.2.3.3.5 (d) provided they are alternatively subjected to the Class 6 temperature test specified in ISO 2919:2012 "Radiation protection – Sealed radioactive sources – General requirements and classification".

2.2.7.2.3.3.7 For specimens which comprise or simulate indispersible solid material, a leaching assessment shall be performed as follows:

- (a) The specimen shall be immersed for 7 days in water at ambient temperature. The volume of water to be used in the test shall be sufficient to ensure that at the end of the 7 day test period the free volume of the unabsorbed and unreacted water remaining shall be at least 10% of the volume of the solid test sample itself. The water shall have an initial pH of 6–8 and a maximum conductivity of 1 mS/m at 20 °C;
- (b) The water with specimen shall then be heated to a temperature of (50 ± 5) °C and maintained at this temperature for 4 hours;
- (c) The activity of the water shall then be determined;
- (d) The specimen shall then be kept for at least 7 days in still air at not less than 30 °C and relative humidity not less than 90%;
- (e) The specimen shall then be immersed in water of the same specification as in (a) above and the water with the specimen heated to (50 ± 5) °C and maintained at this temperature for 4 hours;
- (f) The activity of the water shall then be determined.

2.2.7.2.3.3.8 For specimens which comprise or simulate radioactive material enclosed in a sealed capsule, either a leaching assessment or a volumetric leakage assessment shall be performed as follows:

- (a) The leaching assessment shall consist of the following steps:
 - (i) the specimen shall be immersed in water at ambient temperature. The water shall have an initial pH of 6–8 with a maximum conductivity of 1 mS/m at 20 °C;
 - (ii) the water and specimen shall be heated to a temperature of (50 ± 5) °C and maintained at this temperature for 4 hours;
 - (iii) the activity of the water shall then be determined;
 - (iv) the specimen shall then be kept for at least 7 days in still air at not less than 30 °C and relative humidity of not less than 90%;
 - (v) the process in (i), (ii) and (iii) shall be repeated;
- (b) The alternative volumetric leakage assessment shall comprise any of the tests prescribed in ISO 9978:1992 "Radiation Protection – Sealed radioactive sources – Leakage test methods", provided that they are acceptable to the competent authority.

2.2.7.2.3.4 Low dispersible radioactive material

2.2.7.2.3.4.1 The design for low dispersible radioactive material shall require multilateral approval. Low dispersible radioactive material shall be such that the total amount of this radioactive material in a package, taking into account the provisions of 6.4.8.14, shall meet the following requirements:

- (a) The radiation level at 3 m from the unshielded radioactive material does not exceed 10 mSv/h;
- (b) If subjected to the tests specified in 6.4.20.3 and 6.4.20.4, the airborne release in gaseous and particulate forms of up to 100 µm aerodynamic equivalent diameter would not exceed 100 A₂. A separate specimen may be used for each test; and
- (c) If subjected to the test specified in 2.2.7.2.3.1.4 the activity in the water would not exceed 100 A₂. In the application of this test, the damaging effects of the tests specified in (b) above shall be taken into account.

2.2.7.2.3.4.2 Low dispersible radioactive material shall be tested as follows:

A specimen that comprises or simulates low dispersible radioactive material shall be subjected to the enhanced thermal test specified in 6.4.20.3 and the impact test specified in 6.4.20.4. A different specimen may be used for each of the tests. Following each test, the specimen shall be subjected to the leach test specified in 2.2.7.2.3.1.4. After each test it shall be determined if the applicable requirements of 2.2.7.2.3.4.1 have been met.

2.2.7.2.3.4.3 Demonstration of compliance with the performance standards in 2.2.7.2.3.4.1 and 2.2.7.2.3.4.2 shall be in accordance with 6.4.12.1 and 6.4.12.2.

2.2.7.2.3.5 Fissile material

Fissile material and packages containing fissile material shall be classified under the relevant entry as "FIS-SILE" in accordance with Table 2.2.7.2.1.1 unless excepted by one of the provisions of paragraphs (a) to (f) below and carried subject to the requirements of 7.5.11 CW 33 (4.3). All provisions apply only to material in packages that meets the requirements of 6.4.7.2 unless unpackaged material is specifically allowed in the provision.

- (a) Uranium enriched in uranium-235 to a maximum of 1% by mass, and with a total plutonium and uranium-233 content not exceeding 1% of the mass of uranium-235, provided that the fissile nuclides are distributed essentially homogeneously throughout the material. In addition, if uranium-235 is present in metallic, oxide or carbide forms, it shall not form a lattice arrangement;
- (b) Liquid solutions of uranyl nitrate enriched in uranium-235 to a maximum of 2% by mass, with a total plutonium and uranium-233 content not exceeding 0.002% of the mass of uranium, and with a minimum nitrogen to uranium atomic ratio (N/U) of 2;
- (c) Uranium with a maximum uranium enrichment of 5% by mass uranium-235 provided:
 - (i) There is no more than 3.5 g of uranium-235 per package;
 - (ii) The total plutonium and uranium-233 content does not exceed 1% of the mass of uranium-235 per package;
 - (iii) Carriage of the package is subject to the consignment limit provided in 7.5.11 CW 33 (4.3) (c);
- (d) Fissile nuclides with a total mass not greater than 2.0 g per package provided the package is carried subject to the consignment limit provided in 7.5.11 CW 33 (4.3) (d);
- (e) Fissile nuclides with a total mass not greater than 45 g either packaged or unpackaged subject to limits provided in 7.5.11 CW 33 (4.3) (e);
- (f) A fissile material that meets the requirements of 7.5.11 CW 33 (4.3) (b), 2.2.7.2.3.6 and 5.1.5.2.1.

2.2.7.2.3.6 A fissile material excepted from classification as "FISSILE" under 2.2.7.2.3.5 (f) shall be subcritical without the need for accumulation control under the following conditions:

- (a) The conditions of 6.4.11.1 (a);
- (b) The conditions consistent with the assessment provisions stated in 6.4.11.12 (b) and 6.4.11.13 (b) for packages.

2.2.7.2.4 Classification of packages or unpacked material

The quantity of radioactive material in a package shall not exceed the relevant limits for the package type as specified below.

2.2.7.2.4.1 Classification as excepted package

2.2.7.2.4.1.1 A package may be classified as an excepted package if it meets one of the following conditions:

- (a) It is an empty package having contained radioactive material;
- (b) It contains instruments or articles not exceeding the activity limits specified in columns (2) and (3) of Table 2.2.7.2.4.1.2;
- (c) It contains articles manufactured of natural uranium, depleted uranium or natural thorium;

- (d) It contains radioactive material not exceeding the activity limits specified in column (4) of Table 2.2.7.2.4.1.2; or
- (e) It contains less than 0.1 kg of uranium hexafluoride not exceeding the activity limits specified in column (4) of Table 2.2.7.2.4.1.2.

2.2.7.2.4.1.2 A package containing radioactive material may be classified as an excepted package, provided that the radiation level at any point on its external surface does not exceed 5 $\mu\text{Sv/h}$.

Table 2.2.7.2.4.1.2: Activity limits for excepted packages

Physical state of contents	Instruments or articles		Materials
	Item limits ^(a)	Package limits ^(a)	Package limits ^(a)
(1)	(2)	(3)	(4)
Solids			
special form	$10^{-2} A_1$	A_1	$10^{-3} A_1$
other form	$10^{-2} A_2$	A_2	$10^{-3} A_2$
Liquids	$10^{-3} A_2$	$10^{-1} A_2$	$10^{-4} A_2$
Gases			
tritium	$2 \times 10^{-2} A_2$	$2 \times 10^{-1} A_2$	$2 \times 10^{-2} A_2$
special form	$10^{-3} A_1$	$10^{-2} A_1$	$10^{-3} A_1$
other form	$10^{-3} A_2$	$10^{-2} A_2$	$10^{-3} A_2$

(a) For mixtures of radionuclides, see 2.2.7.2.2.4 to 2.2.7.2.2.6.

2.2.7.2.4.1.3 Radioactive material which is enclosed in or is included as a component part of an instrument or other manufactured article may be classified under UN No. 2911 RADIOACTIVE MATERIAL, EXCEPTED PACKAGE – INSTRUMENTS or ARTICLES, provided that:

- (a) The radiation level at 10 cm from any point on the external surface of any unpackaged instrument or article is not greater than 0.1 mSv/h;
- (b) Each instrument or manufactured article bears the mark "RADIOACTIVE" on its external surface except for the following:
 - (i) radioluminescent time-pieces or devices;
 - (ii) consumer products that have either received regulatory approval in accordance with 1.7.1.4 (e) or do not individually exceed the activity limit for an exempt consignment in Table 2.2.7.2.2.1 (column 5), provided such products are transported in a package that bears the mark "RADIOACTIVE" on its internal surface in such a manner that a warning of the presence of radioactive material is visible on opening the package; and
 - (iii) other instruments or articles too small to bear the mark "RADIOACTIVE", provided that they are transported in a package that bears the mark "RADIOACTIVE" on its internal surface in such a manner that a warning of the presence of radioactive material is visible on opening the package;
- (c) The active material is completely enclosed by non-active components (a device performing the sole function of containing radioactive material shall not be considered to be an instrument or manufactured article); and
- (d) The limits specified in columns 2 and 3 of Table 2.2.7.2.4.1.2 are met for each individual item and each package, respectively.

2.2.7.2.4.1.4 Radioactive material in forms other than as specified in 2.2.7.2.4.1.3 and with an activity not exceeding the limits specified in column 4 of Table 2.2.7.2.4.1.2, may be classified under UN No. 2910 RADIOACTIVE MATERIAL, EXCEPTED PACKAGE – LIMITED QUANTITY OF MATERIAL, provided that:

- (a) The package retains its radioactive contents under routine conditions of carriage; and
- (b) The package bears the mark "RADIOACTIVE" on either:
 - (i) An internal surface in such a manner that a warning of the presence of radioactive material is visible on opening the package; or
 - (ii) The outside of the package, where it is impractical to mark an internal surface.

2.2.7.2.4.1.5 Uranium hexafluoride not exceeding the limits specified in Column 4 of Table 2.2.7.2.4.1.2 may be classified under UN 3507 URANIUM HEXAFLUORIDE, RADIOACTIVE MATERIAL, EXCEPTED PACKAGE, less than 0.1 kg per package, non-fissile or fissile-excepted provided that:

- (a) The mass of uranium hexafluoride in the package is less than 0.1 kg;
- (b) The conditions of 2.2.7.2.4.5.2 and 2.2.7.2.4.1.4 (a) and (b) are met.

2.2.7.2.4.1.6 Articles manufactured of natural uranium, depleted uranium or natural thorium and articles in which the sole radioactive material is unirradiated natural uranium, unirradiated depleted uranium or unirradiated natural thorium may be classified under UN No. 2909 RADIOACTIVE MATERIAL, EXCEPTED PACKAGE – ARTICLES MANUFACTURED FROM NATURAL URANIUM or DEPLETED URANIUM or NATURAL THORIUM, provided that the outer surface of the uranium or thorium is enclosed in an inactive sheath made of metal or some other substantial material.

2.2.7.2.4.1.7 An empty packaging which had previously contained radioactive material may be classified under UN No. 2908 RADIOACTIVE MATERIAL, EXCEPTED PACKAGE – EMPTY PACKAGING, provided that:

- (a) It is in a well-maintained condition and securely closed;
- (b) The outer surface of any uranium or thorium in its structure is covered with an inactive sheath made of metal or some other substantial material;
- (c) The level of internal non-fixed contamination, when averaged over any 300 cm², does not exceed:
 - (i) 400 Bq/cm² for beta and gamma emitters and low toxicity alpha emitters; and
 - (ii) 40 Bq/cm² for all other alpha emitters; and
- (d) Any labels which may have been displayed on it in conformity with 5.2.2.1.11.1 are no longer visible.

2.2.7.2.4.2 Classification as Low specific activity (LSA) material

Radioactive material may only be classified as LSA material if the definition of LSA in 2.2.7.1.3 and the conditions of 2.2.7.2.3.1, 4.1.9.2 and 7.5.11 CW 33 (2) are met.

2.2.7.2.4.3 Classification as Surface contaminated object (SCO)

Radioactive material may be classified as SCO if the definition of SCO in 2.2.7.1.3 and the conditions of 2.2.7.2.3.2, 4.1.9.2 and 7.5.11 CW 33 (2) are met.

2.2.7.2.4.4 Classification as Type A package

Packages containing radioactive material may be classified as Type A packages, provided that the following conditions are met:

Type A packages shall not contain activities greater than either of the following:

- (a) For special form radioactive material: A₁;
- (b) For all other radioactive material: A₂.

For mixtures of radionuclides whose identities and respective activities are known, the following condition shall apply to the radioactive contents of a Type A package:

$$\sum_i \frac{B(i)}{A_1(i)} + \sum_j \frac{C(j)}{A_2(j)} \leq 1$$

where

B(i) is the activity of radionuclide i as special form radioactive material;

A₁(i) is the A₁ value for radionuclide i;

C(j) is the activity of radionuclide j as other than special form radioactive material;

A₂(j) is the A₂ value for radionuclide j.

2.2.7.2.4.5 Classification of uranium hexafluoride

2.2.7.2.4.5.1 Uranium hexafluoride shall only be assigned to:

- (a) UN No. 2977, RADIOACTIVE MATERIAL, URANIUM HEXAFLUORIDE, FISSILE;
- (b) UN No. 2978, RADIOACTIVE MATERIAL, URANIUM HEXAFLUORIDE, non-fissile or fissile-excepted; or
- (c) UN No. 3507, URANIUM HEXAFLUORIDE, RADIOACTIVE MATERIAL, EXCEPTED PACKAGE less than 0.1 kg per package, non-fissile or fissile-excepted.

2.2.7.2.4.5.2 The contents of a package containing uranium hexafluoride shall comply with the following requirements:

- (a) For UN Nos. 2977 and 2978, the mass of uranium hexafluoride shall not be different from that allowed for the package design, and for UN No. 3507, the mass of uranium hexafluoride shall be less than 0.1 kg;
- (b) The mass of uranium hexafluoride shall not be greater than a value that would lead to an ullage smaller than 5% at the maximum temperature of the package as specified for the plant systems where the package shall be used; and
- (c) The uranium hexafluoride shall be in solid form and the internal pressure shall not be above atmospheric pressure when presented for carriage.

2.2.7.2.4.6 Classification as Type B(U), Type B(M) or Type C packages

2.2.7.2.4.6.1 Packages not otherwise classified in 2.2.7.2.4 (2.2.7.2.4.1 to 2.2.7.2.4.5) shall be classified in accordance with the competent authority certificate of approval for the package issued by the country of origin of design.

2.2.7.2.4.6.2 The contents of a Type B(U), Type B(M) or Type C package shall be as specified in the certificate of approval.

2.2.7.2.5 Special arrangements

Radioactive material shall be classified as transported under special arrangement when it is intended to be carried in accordance with 1.7.4.

2.2.8 Class 8: Corrosive substances

2.2.8.1 Definition, general provisions and criteria

2.2.8.1.1 *Corrosive substances* are substances which, by chemical action, will cause irreversible damage to the skin, or, in the case of leakage, will materially damage, or even destroy, other goods or the means of transport. The heading of this class also covers other substances which form a corrosive liquid only in the presence of water, or which produce corrosive vapour or mist in the presence of natural moisture of the air.

2.2.8.1.2 For substances and mixtures that are corrosive to skin, general classification provisions are provided in 2.2.8.1.4. Skin corrosion refers to the production of irreversible damage to the skin, namely, visible necrosis through the epidermis and into the dermis occurring after exposure to a substance or mixture.

2.2.8.1.3 Liquids and solids which may become liquid during carriage, which are judged not to be skin corrosive shall still be considered for their potential to cause corrosion to certain metal surfaces in accordance with the criteria in 2.2.8.1.5.3 (c) (ii).

2.2.8.1.4 General classification provisions

2.2.8.1.4.1 Substances and articles of Class 8 are subdivided as follows:

C1 - C11 Corrosive substances without subsidiary hazard and articles containing such substances:

C1 - C4 Acid substances:

C1 Inorganic, liquid;

C2 Inorganic, solid;

C3 Organic, liquid;

C4 Organic, solid;

C5 - C8 Basic substances:

C5 Inorganic, liquid;

C6 Inorganic, solid;

C7 Organic, liquid;

C8 Organic, solid;

C9 - C10 Other corrosive substances:

C9 Liquid;

C10 Solid;

C11 Articles;

CF Corrosive substances, flammable:

CF1 Liquid;

CF2 Solid;

CS Corrosive substances, self-heating:

CS1 Liquid;

CS2 Solid;

CW Corrosive substances which, in contact with water, emit flammable gases:

CW1 Liquid;

CW2 Solid;

CO Corrosive substances, oxidizing:

CO1 Liquid;

CO2 Solid;

CT Corrosive substances, toxic and articles containing such substances:

CT1 Liquid;

CT2 Solid;

CT3 Articles;

CFT Corrosive substances, flammable, liquid, toxic;

COT Corrosive substances, oxidizing, toxic.

2.2.8.1.4.2 Substances and mixtures of Class 8 are divided among the three packing groups according to their degree of danger in carriage:

(a) Packing group I: very dangerous substances and mixtures;

(b) Packing group II: substances and mixtures presenting medium danger;

(c) Packing group III: substances and mixtures that present minor danger.

- 2.2.8.1.4.3** Allocation of substances listed in Table A of Chapter 3.2 to the packing groups in Class 8 has been made on the basis of experience taking into account such additional factors as inhalation risk (see 2.2.8.1.4.5) and reactivity with water (including the formation of dangerous decomposition products).
- 2.2.8.1.4.4** New substances and mixtures can be assigned to packing groups on the basis of the length of time of contact necessary to produce irreversible damage of intact skin tissue in accordance with the criteria in 2.2.8.1.5. Alternatively, for mixtures, the criteria in 2.2.8.1.6 can be used.
- 2.2.8.1.4.5** A substance or mixture meeting the criteria of Class 8 having an inhalation toxicity of dusts and mists (LC₅₀) in the range of packing group I, but toxicity through oral ingestion or dermal contact only in the range of packing group III or less, shall be allocated to Class 8 (see 2.2.61.1.7.2).
- 2.2.8.1.5 Packing group assignment for substances and mixtures**
- 2.2.8.1.5.1** Existing human and animal data including information from single or repeated exposure shall be the first line of evaluation, as they give information directly relevant to effects on the skin.
- 2.2.8.1.5.2** In assigning the packing group in accordance with 2.2.8.1.4.4, account shall be taken of human experience in instances of accidental exposure. In the absence of human experience the assignment shall be based on data obtained from experiments in accordance with OECD Test Guideline 404⁶ or 435⁷. A substance or mixture which is determined not to be corrosive in accordance with OECD Test Guideline 430⁸ or 431⁹ may be considered not to be corrosive to skin for the purposes of RID without further testing.
- 2.2.8.1.5.3** Packing groups are assigned to corrosive substances in accordance with the following criteria (see Table 2.2.8.1.5.3):
- (a) Packing group I is assigned to substances that cause irreversible damage of intact skin tissue within an observation period up to 60 minutes starting after the exposure time of three minutes or less;
 - (b) Packing group II is assigned to substances that cause irreversible damage of intact skin tissue within an observation period up to 14 days starting after the exposure time of more than three minutes but not more than 60 minutes;
 - (c) Packing group III is assigned to substances that:
 - (i) Cause irreversible damage of intact skin tissue within an observation period up to 14 days starting after the exposure time of more than 60 minutes but not more than 4 hours; or
 - (ii) Are judged not to cause irreversible damage of intact skin tissue but which exhibit a corrosion rate on either steel or aluminium surfaces exceeding 6.25 mm a year at a test temperature of 55 °C when tested on both materials. For the purposes of testing steel, type S235JR+CR (1.0037 resp. St 37-2), S275J2G3+CR (1.0144 resp. St 44-3), ISO 3574 or Unified Numbering System (UNS) G10200 or a similar type or SAE 1020, and for testing aluminium, non-clad, types 7075-T6 or AZ5GU-T6 shall be used. An acceptable test is prescribed in the Manual of Tests and Criteria, Part III, Section 37.

NOTE: Where an initial test on either steel or aluminium indicates the substance being tested is corrosive the follow up test on the other metal is not required.

Table 2.2.8.1.5.3: Table summarizing the criteria in 2.2.8.1.5.3

Packing group	Exposure	Observation period	Effect
I	≤ 3 min	≤ 60 min	Irreversible damage of intact skin
II	> 3 min ≤ 1 h	≤ 14 d	Irreversible damage of intact skin
III	> 1 h ≤ 4 h	≤ 14 d	Irreversible damage of intact skin
III	–	–	Corrosion rate on either steel or aluminium surfaces exceeding 6.25 mm a year at a test temperature of 55 °C when tested on both materials

⁶ OECD Guideline for the testing of chemicals No. 404 "Acute Dermal Irritation/Corrosion" 2015.

⁷ OECD Guideline for the testing of chemicals No. 435 "In Vitro Membrane Barrier Test Method for Skin Corrosion" 2015.

⁸ OECD Guideline for the testing of chemicals No. 430 "In Vitro Skin Corrosion: Transcutaneous Electrical Resistance Test (TER)" 2015.

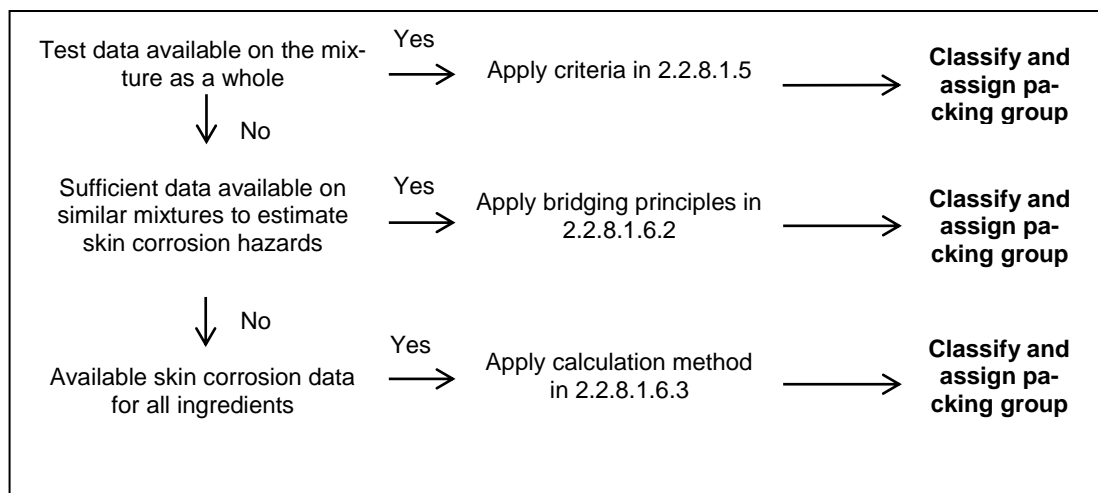
⁹ OECD Guideline for the testing of chemicals No. 431 "In Vitro Skin Corrosion: Human Skin Model Test" 2015.

2.2.8.1.6 Alternative packing group assignment methods for mixtures: Step-wise approach

2.2.8.1.6.1 General provisions

For mixtures it is necessary to obtain or derive information that allows the criteria to be applied to the mixture for the purpose of classification and assignment of packing groups. The approach to classification and assignment of packing groups is tiered, and is dependent upon the amount of information available for the mixture itself, for similar mixtures and/or for its ingredients. The flow chart of Figure 2.2.8.1.6.1 below outlines the process to be followed.

Figure 2.2.8.1.6.1: Step-wise approach to classify and assign packing group of corrosive mixtures



2.2.8.1.6.2 Bridging principles

Where a mixture has not been tested to determine its skin corrosion potential, but there are sufficient data on both the individual ingredients and similar tested mixtures to adequately classify and assign a packing group for the mixture, these data will be used in accordance with the following bridging principles. This ensures that the classification process uses the available data to the greatest extent possible in characterizing the hazards of the mixture.

- (a) Dilution: If a tested mixture is diluted with a diluent which does not meet the criteria for Class 8 and does not affect the packing group of other ingredients, then the new diluted mixture may be assigned to the same packing group as the original tested mixture.

NOTE: In certain cases, diluting a mixture or substance may lead to an increase in the corrosive properties. If this is the case, this bridging principle cannot be used.

- (b) Batching: The skin corrosion potential of a tested production batch of a mixture can be assumed to be substantially equivalent to that of another untested production batch of the same commercial product when produced by or under the control of the same manufacturer, unless there is reason to believe there is significant variation such that the skin corrosion potential of the untested batch has changed. If the latter occurs, a new classification is necessary.
- (c) Concentration of mixtures of packing group I: If a tested mixture meeting the criteria for inclusion in packing group I is concentrated, the more concentrated untested mixture may be assigned to packing group I without additional testing.
- (d) Interpolation within one packing group: For three mixtures (A, B and C) with identical ingredients, where mixtures A and B have been tested and are in the same skin corrosion packing group, and where untested mixture C has the same Class 8 ingredients as mixtures A and B but has concentrations of Class 8 ingredients intermediate to the concentrations in mixtures A and B, then mixture C is assumed to be in the same skin corrosion packing group as A and B.
- (e) Substantially similar mixtures: Given the following:
- Two mixtures: (A+B) and (C+B);
 - The concentration of ingredient B is the same in both mixtures;
 - The concentration of ingredient A in mixture (A+B) equals the concentration of ingredient C in mixture (C+B);
 - Data on skin corrosion for ingredients A and C are available and substantially equivalent, i.e. they are the same skin corrosion packing group and do not affect the skin corrosion potential of B.
- If mixture (A+B) or (C+B) is already classified based on test data, then the other mixture may be assigned to the same packing group.

2.2.8.1.6.3 Calculation method based on the classification of the substances

2.2.8.1.6.3.1 Where a mixture has not been tested to determine its skin corrosion potential, nor is sufficient data available on similar mixtures, the corrosive properties of the substances in the mixture shall be considered to classify and assign a packing group.

Applying the calculation method is only allowed if there are no synergistic effects that make the mixture more corrosive than the sum of its substances. This restriction applies only if packing group II or III would be assigned to the mixture.

2.2.8.1.6.3.2 When using the calculation method, all Class 8 ingredients present at a concentration of $\geq 1\%$ shall be taken into account, or $< 1\%$ if these ingredients are still relevant for classifying the mixture to be corrosive to skin.

2.2.8.1.6.3.3 To determine whether a mixture containing corrosive substances shall be considered a corrosive mixture and to assign a packing group, the calculation method in the flow chart in Figure 2.2.8.1.6.3 shall be applied.

2.2.8.1.6.3.4 When a specific concentration limit (SCL) is assigned to a substance following its entry in Table A of Chapter 3.2 or in a special provision, this limit shall be used instead of the generic concentration limits (GCL). This appears where 1% is used in the first step for the assessment of the packing group I substances, and where 5% is used for the other steps respectively in Figure 2.2.8.1.6.3.

2.2.8.1.6.3.5 For this purpose, the summation formula for each step of the calculation method shall be adapted. This means that, where applicable, the generic concentration limit shall be substituted by the specific concentration limit assigned to the substance(s) (SCL_i), and the adapted formula is a weighted average of the different concentration limits assigned to the different substances in the mixture:

$$\frac{PG \times x_1}{GCL} + \frac{PG \times x_2}{SCL_2} + \dots + \frac{PG \times x_i}{SCL_i} \geq 1,$$

where:

PG x_i = concentration of substance 1, 2 ... i in the mixture, assigned to packing group x (I, II or III)

GCL = generic concentration limit

SCL_i = specific concentration limit assigned to substance i

The criterion for a packing group is fulfilled when the result of the calculation is ≥ 1 . The generic concentration limits to be used for the evaluation in each step of the calculation method are those found in Figure 2.2.8.1.6.3.

Examples for the application of the above formula can be found in the note below.

NOTE: Examples for the application of the above formula

Example 1: A mixture contains one corrosive substance in a concentration of 5% assigned to packing group I without a specific concentration limit:

$$\text{Calculation for packing group I: } \frac{5}{5(GCL)} = 1$$

→ assign to Class 8, packing group I.

Example 2: A mixture contains three substances corrosive to skin; two of them (A and B) have specific concentration limits; for the third one (C) the generic concentration limit applies. The rest of the mixture needs not to be taken into consideration:

Substance X in the mixture and its packing group assignment within Class 8	Concentration (conc) in the mixture in %	Specific concentration limit (SCL) for packing group I	Specific concentration limit (SCL) for packing group II	Specific concentration limit (SCL) for packing group III
A, assigned to packing group I	3	30%	none	None
B, assigned to packing group I	2	20%	10%	None
C, assigned to packing group III	10	None	None	none

Calculation for packing group I:

$$\frac{3(\text{conc A})}{30(\text{SCL PG I})} + \frac{2(\text{conc B})}{20(\text{SCL PG I})} = 0.2 < 1$$

The criterion for packing group I is not fulfilled.

Calculation for packing group II:

$$\frac{3(\text{conc A})}{5(\text{GCL PG II})} + \frac{2(\text{conc B})}{10(\text{SCL PG II})} = 0.8 < 1$$

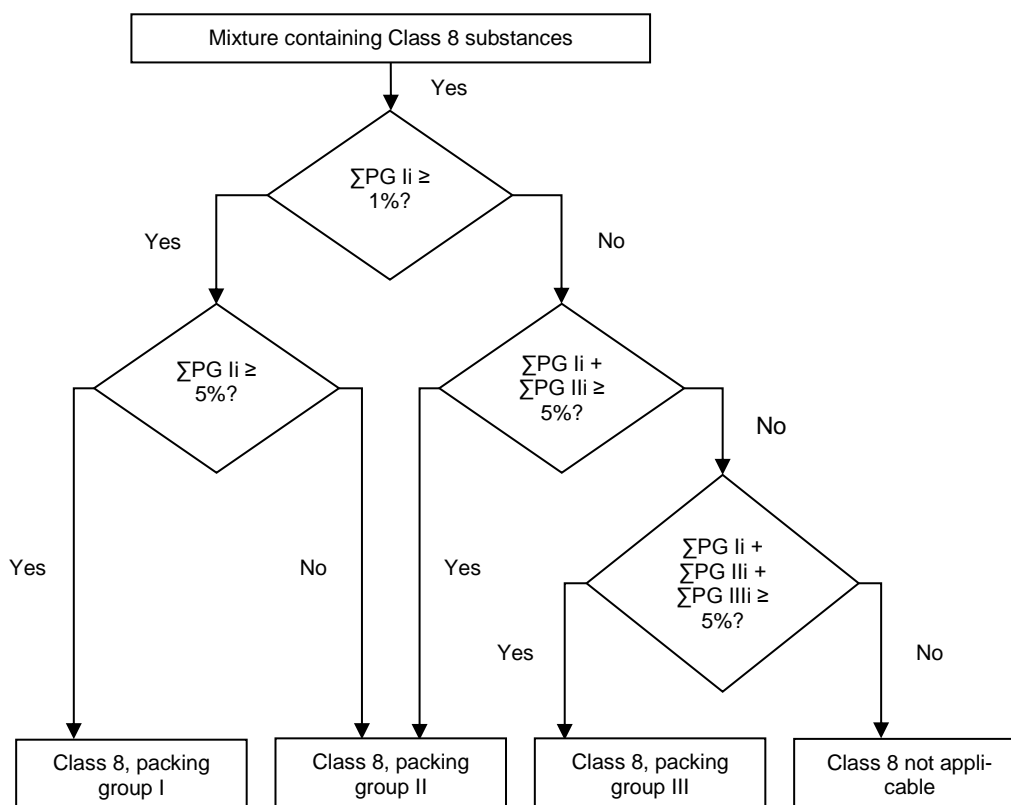
The criterion for packing group II is not fulfilled.

Calculation for packing group III:

$$\frac{3(\text{conc A})}{5(\text{GCL PG III})} + \frac{2(\text{conc B})}{5(\text{GCL PG III})} + \frac{10(\text{conc C})}{5(\text{GCL PG III})} = 3 \geq 1$$

The criterion for packing group III is fulfilled, the mixture shall be assigned to Class 8, packing group III.

Figure 2.2.8.1.6.3: Calculation method



2.2.8.1.7 If substances of Class 8, as a result of admixtures, come into categories of risk different from those to which the substances mentioned by name in Table A of Chapter 3.2 belong, these mixtures or solutions shall be assigned to the entries to which they belong, on the basis of their actual degree of danger.

NOTE: For the classification of solutions and mixtures (such as preparations and wastes), see also 2.1.3.

2.2.8.1.8 On the basis of the criteria set out in paragraph 2.2.8.1.6, it may also be determined whether the nature of a solution or mixture mentioned by name or containing a substance mentioned by name is such that the solution or mixture is not subject to the provisions for this class.

NOTE: UN No. 1910 calcium oxide and UN No. 2812 sodium aluminate, listed in the UN Model Regulations, are not subject to the provisions of RID.

2.2.8.2 Substances not accepted for carriage

2.2.8.2.1 Chemically unstable substances of Class 8 shall not be accepted for carriage unless the necessary precautions have been taken to prevent the possibility of a dangerous decomposition or polymerization under normal conditions of carriage. For the precautions necessary to prevent polymerization, see special provision 386 of Chapter 3.3. To this end particular care shall be taken to ensure that receptacles and tanks do not contain any substances liable to promote these reactions.

2.2.8.2.2

The following substances shall not be accepted for carriage:

- UN No. 1798 NITROHYDROCHLORIC ACID;
- Chemically unstable mixtures of spent sulphuric acid;
- Chemically unstable mixtures of nitrating acid or mixtures of residual sulphuric and nitric acids, not denitrated;
- Perchloric acid aqueous solution with more than 72% pure acid, by mass, or mixtures of perchloric acid with any liquid other than water.

The following substance shall not be accepted for carriage by rail:

- Sulphur trioxide, at least 99.95% pure, without inhibitor (non-stabilized).

2.2.8.3

List of collective entries

Subsidiary hazard	Classification code	UN No.	Name of the substance or article
Corrosive substances <u>without</u> subsidiary hazard and articles containing such substances			
Acid	inorganic	liquid C1	2584 ALKYL SULPHONIC ACIDS, LIQUID with more than 5% free sulphuric acid or
			2584 ARYL SULPHONIC ACIDS, LIQUID with more than 5% free sulphuric acid
			2693 BISULPHITES, AQUEOUS SOLUTION, N.O.S.
			2837 BISULPHATES, AQUEOUS SOLUTION
			3264 CORROSIVE LIQUID, ACIDIC, INORGANIC, N.O.S.
	solid C2		1740 HYDROGEN DIFLUORIDES, SOLID, N.O.S.
			2583 ALKYL SULPHONIC ACIDS, SOLID with more than 5% free sulphuric acid or
			2583 ARYL SULPHONIC ACIDS, SOLID with more than 5% free sulphuric acid
			3260 CORROSIVE SOLID, ACIDIC, INORGANIC, N.O.S.
Basic	organic	liquid C3	2586 ALKYL SULPHONIC ACIDS, LIQUID with not more than 5% free sulphuric acid or
			2586 ARYL SULPHONIC ACIDS, LIQUID with not more than 5% free sulphuric acid
			2987 CHLOROSILANES, CORROSIVE, N.O.S.
			3145 ALKYL PHENOLS, LIQUID, N.O.S. (including C ₂ -C ₁₂ homologues)
			3265 CORROSIVE LIQUID, ACIDIC, ORGANIC, N.O.S.
	solid C4		2430 ALKYL PHENOLS, SOLID, N.O.S. (including C ₂ -C ₁₂ homologues)
			2585 ALKYL SULPHONIC ACIDS, SOLID with not more than 5% free sulphuric acid or
			2585 ARYL SULPHONIC ACIDS, SOLID with not more than 5% free sulphuric acid
			3261 CORROSIVE SOLID, ACIDIC, ORGANIC, N.O.S.
	inorganic	liquid C5	1719 CAUSTIC ALKALI LIQUID, N.O.S.
			2797 BATTERY FLUID, ALKALI
			3266 CORROSIVE LIQUID, BASIC, INORGANIC, N.O.S.
			3262 CORROSIVE SOLID, BASIC, INORGANIC, N.O.S.
	organic	liquid C7	2735 AMINES, LIQUID, CORROSIVE, N.O.S. or
			2735 POLYAMINES, LIQUID, CORROSIVE, N.O.S.
			3267 CORROSIVE LIQUID, BASIC, ORGANIC, N.O.S.
			3259 AMINES, SOLID, CORROSIVE, N.O.S., or
	solid C8		3259 POLYAMINES, SOLID, CORROSIVE, N.O.S.
			3263 CORROSIVE SOLID, BASIC, ORGANIC, N.O.S.

Other corrosive Substances	liquid C9	1903 DISINFECTANT, LIQUID, CORROSIVE, N.O.S. 2801 DYE, LIQUID, CORROSIVE, N.O.S. or 2801 DYE INTERMEDIATE, LIQUID, CORROSIVE, N.O.S. 3066 PAINT (including paint, enamel, stain, shellac, varnish, polish, liquid filler and lacquer base) or 3066 PAINT RELATED MATERIAL (including paint thinning or reducing compound) 1760 CORROSIVE LIQUID, N.O.S.
	solid ^(a) C10	3147 DYE, SOLID, CORROSIVE, N.O.S. or 3147 DYE INTERMEDIATE, SOLID, CORROSIVE, N.O.S. 3244 SOLIDS CONTAINING CORROSIVE LIQUID, N.O.S. 1759 CORROSIVE SOLID, N.O.S.
Articles	C11	1774 FIRE EXTINGUISHER CHARGES, corrosive liquid 2028 BOMBS, SMOKE, NON-EXPLOSIVE with corrosive liquid, without initiating device 2794 BATTERIES, WET, FILLED WITH ACID, electric storage 2795 BATTERIES, WET, FILLED WITH ALKALI, electric storage 2800 BATTERIES, WET, NON-SPILLABLE, electric storage 3028 BATTERIES, DRY, CONTAINING POTASSIUM HYDROXIDE SOLID, electric storage 3477 FUEL CELL CARTRIDGES containing corrosive substances, or 3477 FUEL CELL CARTRIDGES CONTAINED IN EQUIPMENT, containing corrosive substances, or 3477 FUEL CELL CARTRIDGES PACKED WITH EQUIPMENT, containing corrosive substances 3547 ARTICLES CONTAINING CORROSIVE SUBSTANCE, N.O.S.

Subsidiary risk	Classification code	UN No.	Name of the substance or article
-----------------	---------------------	--------	----------------------------------

Corrosive substances with subsidiary hazard and articles containing such substances

Flammable CF	liquid ^(b) CF1	3470 PAINT, CORROSIVE, FLAMMABLE (including paint, lacquer, enamel, stain, shellac, varnish, polish, liquid filler and liquid lacquer base) or 3470 PAINT RELATED MATERIAL, CORROSIVE, FLAMMABLE (including paint thinning and reducing compound) 2734 AMINES, LIQUID, CORROSIVE, FLAMMABLE, N.O.S. or 2734 POLYAMINES, LIQUID, CORROSIVE, FLAMMABLE, N.O.S. 2986 CHLOROSILANES, CORROSIVE, FLAMMABLE, N.O.S. 2920 CORROSIVE LIQUID, FLAMMABLE, N.O.S.
	solid CF2	2921 CORROSIVE SOLID, FLAMMABLE, N.O.S.
Self-heating CS	liquid CS1	3301 CORROSIVE LIQUID, SELF-HEATING, N.O.S.
	solid CS2	3095 CORROSIVE SOLID, SELF-HEATING, N.O.S.
Water-reactive CW	liquid ^(b) CW1	3094 CORROSIVE LIQUID, WATER-REACTIVE, N.O.S.
	solid CW2	3096 CORROSIVE SOLID, WATER-REACTIVE, N.O.S.
Oxidizing CO	liquid CO1	3093 CORROSIVE LIQUID, OXIDIZING, N.O.S.
	solid CO2	3084 CORROSIVE SOLID, OXIDIZING, N.O.S.

	liquid^(c)	CT1	3471 HYDROGENDIFLUORIDES SOLUTION, N.O.S. 2922 CORROSIVE LIQUID, TOXIC, N.O.S.
	solid^(e)	CT2	2923 CORROSIVE SOLID, TOXIC, N.O.S.
	articles	CT3	3506 MERCURY CONTAINED IN MANUFACTURED ARTICLES
Toxic^(d) CT			
Flammable, liquid, toxic^(d)	CFT	(No collective entry with this classification code available; if need be, classification under a collective entry with a classification code to be determined according to table of precedence of hazard in 2.1.3.10.)	
Oxidizing, toxic^{(d),(e)}	COT	(No collective entry with this classification code available; if need be, classification under a collective entry with a classification code to be determined according to table of precedence of hazard in 2.1.3.10.)	

Footnotes

- (a) Mixtures of solids which are not subject to the provisions of RID and of corrosive liquids may be carried under UN No. 3244 without being subject to the classification criteria of Class 8, provided there is no free liquid visible at the time the substance is loaded or at the time the packaging, wagon or container is closed. Each packaging shall correspond to a design type which has passed the leakproofness test for packing group II level.
- (b) Chlorosilanes which, in contact with water or moist air, emit flammable gases, are substances of Class 4.3.
- (c) Chloroformates having predominantly toxic properties are substances of Class 6.1.
- (d) Corrosive substances which are highly toxic by inhalation, as defined in 2.2.61.1.4 to 2.2.61.1.9 are substances of Class 6.1.
- (e) UN No. 1690 SODIUM FLUORIDE, SOLID, UN No. 1812 POTASSIUM FLUORIDE, SOLID, UN No. 2505 AMMONIUM FLUORIDE, UN No. 2674 SODIUM FLUOROSILICATE, UN No. 2856 FLUOROSILICATES, N.O.S., UN No. 3415 SODIUM FLUORIDE SOLUTION and UN No. 3422 POTASSIUM FLUORIDE SOLUTION are substances of Class 6.1.

2.2.9 Class 9: Miscellaneous dangerous substances and articles

2.2.9.1 Criteria

2.2.9.1.1 The heading of Class 9 covers substances and articles which, during carriage, present a danger not covered by the heading of other classes.

2.2.9.1.2 The substances and articles of Class 9 are subdivided as follows:

- M1 Substances which, on inhalation as fine dust, may endanger health;
- M2 Substances and articles which, in the event of fire, may form dioxins;
- M3 Substances evolving flammable vapour;
- M4 Lithium batteries;
- M5 Life-saving appliances;
- M6-M8 Environmentally hazardous substances:
 - M6 Pollutant to the aquatic environment, liquid;
 - M7 Pollutant to the aquatic environment, solid;
 - M8 Genetically modified microorganisms and organisms;
- M9-M10 Elevated temperature substances:
 - M9 Liquid;
 - M10 Solid;
- M11 Other substances and articles presenting a danger during carriage, but not meeting the definitions of another class.

Definitions and classification

2.2.9.1.3 Substances and articles classified in Class 9 are listed in Table A of Chapter 3.2. The assignment of substances and articles not mentioned by name in Table A of Chapter 3.2 to the relevant entry of that Table or of 2.2.9.3 shall be done in accordance with 2.2.9.1.4 to 2.2.9.1.8, 2.2.9.1.10, 2.2.9.1.11, 2.2.9.1.13 and 2.2.9.1.14 below.

Substances which, on inhalation as fine dust, may endanger health

2.2.9.1.4 Substances which, on inhalation as fine dust, may endanger health include asbestos and mixtures containing asbestos.

Substances and articles which, in the event of fire, may form dioxins

2.2.9.1.5 Substances and articles which, in the event of fire, may form dioxins include polychlorinated biphenyls (PCBs) and terphenyls (PCTs) and polyhalogenated biphenyls and terphenyls and mixtures containing these substances, as well as articles such as transformers, condensers and articles containing those substances or mixtures.

NOTE: Mixtures with a PCB or PCT content of not more than 50 mg/kg are not subject to the provisions of RID.

Substances evolving flammable vapour

2.2.9.1.6 Substances evolving flammable vapour include polymers containing flammable liquids with a flash-point not exceeding 55 °C.

Lithium batteries

2.2.9.1.7 Lithium batteries shall meet the following requirements, except when otherwise provided for in RID (e.g. for prototype batteries and small production runs under special provision 310 or damaged batteries under special provision 376).

NOTE: For UN 3536 LITHIUM BATTERIES INSTALLED IN CARGO TRANSPORT UNIT, see special provision 389 in Chapter 3.3.

Cells and batteries, cells and batteries contained in equipment, or cells and batteries packed with equipment, containing lithium in any form shall be assigned to UN Nos. 3090, 3091, 3480 or 3481 as appropriate. They may be carried under these entries if they meet the following provisions:

(a) Each cell or battery is of the type proved to meet the requirements of each test of the Manual of Tests and Criteria, Part III, sub-section 38.3;

NOTE: Batteries shall be of a type proved to meet the testing requirements of the Manual of Tests and Criteria, part III, sub-section 38.3, irrespective of whether the cells of which they are composed are of a tested type.

(b) Each cell and battery incorporates a safety venting device or is designed to preclude a violent rupture under normal conditions of carriage;

- (c) Each cell and battery is equipped with an effective means of preventing external short circuits;
- (d) Each battery containing cells or series of cells connected in parallel is equipped with effective means as necessary to prevent dangerous reverse current flow (e.g., diodes, fuses, etc.);
- (e) Cells and batteries shall be manufactured under a quality management programme that includes:
 - (i) A description of the organizational structure and responsibilities of personnel with regard to design and product quality;
 - (ii) The relevant inspection and test, quality control, quality assurance, and process operation instructions that will be used;
 - (iii) Process controls that should include relevant activities to prevent and detect internal short circuit failure during manufacture of cells;
 - (iv) Quality records, such as inspection reports, test data, calibration data and certificates. Test data shall be kept and made available to the competent authority upon request;
 - (v) Management reviews to ensure the effective operation of the quality management programme;
 - (vi) A process for control of documents and their revision;
 - (vii) A means for control of cells or batteries that are not conforming to the type tested as mentioned in (a) above;
 - (viii) Training programmes and qualification procedures for relevant personnel; and
 - (ix) Procedures to ensure that there is no damage to the final product.

NOTE: In house quality management programmes may be accepted. Third party certification is not required, but the procedures listed in (i) to (ix) above shall be properly recorded and traceable. A copy of the quality management programme shall be made available to the competent authority upon request.

- (f) Lithium batteries, containing both primary lithium metal cells and rechargeable lithium ion cells, that are not designed to be externally charged (see special provision 387 of Chapter 3.3) shall meet the following conditions:
 - (i) The rechargeable lithium ion cells can only be charged from the primary lithium metal cells;
 - (ii) Overcharge of the rechargeable lithium ion cells is precluded by design;
 - (iii) The battery has been tested as a lithium primary battery;
 - (iv) Component cells of the battery shall be of a type proved to meet the respective testing requirements of the Manual of Tests and Criteria, part III, sub-section 38.3;
- (g) Manufacturers and subsequent distributors of cells or batteries manufactured after 30 June 2003 shall make available the test summary as specified in the Manual of Tests and Criteria, Part III, sub-section 38.3, paragraph 38.3.5.

Lithium batteries are not subject to the provisions of RID if they meet the requirements of special provision 188 of Chapter 3.3.

Life-saving appliances

2.2.9.1.8 Life-saving appliances include life-saving appliances and motor vehicle components which meet the descriptions of special provisions 235 or 296 of Chapter 3.3.

2.2.9.1.9 (Deleted)

2.2.9.1.10 **Environmentally hazardous substances (aquatic environment)**

2.2.9.1.10.1 **General definitions**

2.2.9.1.10.1.1 Environmentally hazardous substances include, inter alia, liquid or solid substances pollutant to the aquatic environment and solutions and mixtures of such substances (such as preparations and wastes).

For the purposes of 2.2.9.1.10,

"*substance*" means chemical elements and their compounds in the natural state or obtained by any production process, including any additive necessary to preserve the stability of the product and any impurities deriving from the process used, but excluding any solvent which may be separated without affecting the stability of the substance or changing its composition.

2.2.9.1.10.1.2 The aquatic environment may be considered in terms of the aquatic organisms that live in the water, and the aquatic ecosystem of which they are part¹⁰. The basis, therefore, of the identification of hazard is the aquatic toxicity of the substance or mixture, although this may be modified by further information on the degradation and bioaccumulation behaviour.

¹⁰ This does not address aquatic pollutants for which there may be a need to consider effects beyond the aquatic environment such as the impacts on human health etc.

- 2.2.9.1.10.1.3** While the following classification procedure is intended to apply to all substances and mixtures, it is recognised that in some cases, e.g. metals or poorly soluble inorganic compounds, special guidance will be necessary¹¹.
- 2.2.9.1.10.1.4** The following definitions apply for acronyms or terms used in this section:
- BCF: Bioconcentration Factor;
 - BOD: Biochemical Oxygen Demand;
 - COD: Chemical Oxygen Demand;
 - GLP: Good Laboratory Practices;
 - EC_x: the concentration associated with x% response;
 - EC₅₀: the effective concentration of substance that causes 50% of the maximum response;
 - ErC₅₀: EC₅₀ in terms of reduction of growth;
 - K_{ow}: octanol/water partition coefficient;
 - LC₅₀ (50% lethal concentration):
the concentration of a substance in water which causes the death of 50% (one half) in a group of test animals;
 - L(E)C₅₀: LC₅₀ or EC₅₀;
 - NOEC (No Observed Effect Concentration):
the test concentration immediately below the lowest tested concentration with statistically significant adverse effect. The NOEC has no statistically significant adverse effect compared to the control;
 - OECD Test Guidelines:
Test guidelines published by the Organization for Economic Cooperation and Development (OECD).
- 2.2.9.1.10.2 Definitions and data requirements**
- 2.2.9.1.10.2.1** The basic elements for classification of environmentally hazardous substances (aquatic environment) are:
- (a) Acute aquatic toxicity;
 - (b) Chronic aquatic toxicity;
 - (c) Potential for or actual bioaccumulation; and
 - (d) Degradation (biotic or abiotic) for organic chemicals.
- 2.2.9.1.10.2.2** While data from internationally harmonised test methods are preferred, in practice, data from national methods may also be used where they are considered as equivalent. In general, it has been agreed that freshwater and marine species toxicity data can be considered as equivalent data and are preferably to be derived using OECD Test Guidelines or equivalent according to the principles of Good Laboratory Practices (GLP). Where such data are not available, classification shall be based on the best available data.
- 2.2.9.1.10.2.3** **Acute aquatic toxicity** means the intrinsic property of a substance to be injurious to an organism in a short-term aquatic exposure to that substance.
- Acute (short-term) hazard**, for classification purposes, means the hazard of a chemical caused by its acute toxicity to an organism during short-term aquatic exposure to that chemical.
- Acute aquatic toxicity shall normally be determined using a fish 96 hour LC₅₀ (OECD Test Guideline 203 or equivalent), a crustacea species 48 hour EC₅₀ (OECD Test Guideline 202 or equivalent) and/or an algal species 72 or 96 hour EC₅₀ (OECD Test Guideline 201 or equivalent). These species are considered as surrogate for all aquatic organisms and data on other species such as Lemna may also be considered if the test methodology is suitable.
- 2.2.9.1.10.2.4** **Chronic aquatic toxicity** means the intrinsic property of a substance to cause adverse effects to aquatic organisms during aquatic exposures which are determined in relation to the life-cycle of the organism.
- Long-term hazard**, for classification purposes, means the hazard of a chemical caused by its chronic toxicity following long-term exposure in the aquatic environment.

¹¹ This can be found in Annex 10 of the GHS.

Chronic toxicity data are less available than acute data and the range of testing procedures less standardised. Data generated according to the OECD Test Guidelines 210 (Fish Early Life Stage) or 211 (Daphnia Reproduction) and 201 (Algal Growth Inhibition) may be accepted. Other validated and internationally accepted tests may also be used. The NOECs or other equivalent EC_x shall be used.

2.2.9.1.10.2.5 Bioaccumulation means net result of uptake, transformation and elimination of a substance in an organism due to all routes of exposure (i.e. air, water, sediment/soil and food).

The potential for bioaccumulation shall normally be determined by using the octanol/water partition coefficient, usually reported as a log K_{ow} determined according to OECD Test Guidelines 107, 117 or 123. While this represents a potential to bioaccumulate, an experimentally determined Bioconcentration Factor (BCF) provides a better measure and shall be used in preference when available. A BCF shall be determined according to OECD Test Guideline 305.

2.2.9.1.10.2.6 Degradation means the decomposition of organic molecules to smaller molecules and eventually to carbon dioxide, water and salts.

Environmental degradation may be biotic or abiotic (e.g. hydrolysis) and the criteria used reflect this fact. Ready biodegradation is most easily defined using the biodegradability tests (A-F) of OECD Test Guideline 301. A pass level in these tests may be considered as indicative of rapid degradation in most environments. These are freshwater tests and thus the use of the results from OECD Test Guideline 306, which is more suitable for marine environments, has also been included. Where such data are not available, a BOD₅ (5 days)/COD ratio ≥ 0.5 is considered as indicative of rapid degradation.

Abiotic degradation such as hydrolysis, primary degradation, both abiotic and biotic, degradation in non-aquatic media and proven rapid degradation in the environment may all be considered in defining rapid degradability¹².

Substances are considered rapidly degradable in the environment if the following criteria are met:

(a) In 28-day ready biodegradation studies, the following levels of degradation are achieved:

- (i) Tests based on dissolved organic carbon: 70%;
- (ii) Tests based on oxygen depletion or carbon dioxide generation: 60% of theoretical maxima;

These levels of biodegradation shall be achieved within 10 days of the start of degradation which point is taken as the time when 10% of the substance has been degraded, unless the substance is identified as a complex, multi-component substance with structurally similar constituents. In this case, and where there is sufficient justification, the 10-day window condition may be waived and the pass level applied at 28 days¹³; or

- (b) In those cases where only BOD and COD data are available, when the ratio of BOD₅/COD is ≥ 0.5 ; or
- (c) If other convincing scientific evidence is available to demonstrate that the substance can be degraded (biotically and/or abiotically) in the aquatic environment to a level above 70% within a 28 day period.

2.2.9.1.10.3 Substance classification categories and criteria

2.2.9.1.10.3.1 Substances shall be classified as "environmentally hazardous substances (aquatic environment)", if they satisfy the criteria for Acute 1, Chronic 1 or Chronic 2, according to Table 2.2.9.1.10.3.1. These criteria describe in detail the classification categories. They are diagrammatically summarized in Table 2.2.9.1.10.3.2.

Table 2.2.9.1.10.3.1: Categories for substances hazardous to the aquatic environment (see Note 1)

(a) **Acute (short-term) aquatic hazard**

Category Acute 1: (see Note 2)

96 hr LC ₅₀ (for fish)	≤ 1 mg/l and/or
48 hr EC ₅₀ (for crustacea)	≤ 1 mg/l and/or
72 or 96hr ErC ₅₀ (for algae or other aquatic plants)	≤ 1 mg/l (see Note 3)

¹² Special guidance on data interpretation is provided in Chapter 4.1 and Annex 9 of the GHS.

¹³ See Chapter 4.1 and Annex 9, paragraph A9.4.2.2.3 of the GHS.

(b) **Long-term aquatic hazard** (see also Figure 2.2.9.1.10.3.1)

(i) **Non-rapidly degradable substances (see Note 4) for which there are adequate chronic toxicity data available**

Category Chronic 1: (see Note 2)

Chronic NOEC or EC _x (for fish)	≤ 0.1 mg/l and/or
Chronic NOEC or EC _x (for crustacea)	≤ 0.1 mg/l and/or
Chronic NOEC or EC _x (for algae or other aquatic plants)	≤ 0.1 mg/l

Category Chronic 2:

Chronic NOEC or EC _x (for fish)	≤ 1 mg/l and/or
Chronic NOEC or EC _x (for crustacea)	≤ 1 mg/l and/or
Chronic NOEC or EC _x (for algae or other aquatic plants)	≤ 1 mg/l

(ii) **Rapidly degradable substances for which there are adequate chronic toxicity data available**

Category Chronic 1: (see Note 2)

Chronic NOEC or EC _x (for fish)	≤ 0.01 mg/l and/or
Chronic NOEC or EC _x (for crustacea)	≤ 0.01 mg/l and/or
Chronic NOEC or EC _x (for algae or other aquatic plants)	≤ 0.01 mg/l

Category Chronic 2:

Chronic NOEC or EC _x (for fish)	≤ 0.1 mg/l and/or
Chronic NOEC or EC _x (for crustacea)	≤ 0.1 mg/l and/or
Chronic NOEC or EC _x (for algae or other aquatic plants)	≤ 0.1 mg/l

(iii) **Substances for which adequate chronic toxicity data are not available**

Category Chronic 1: (see Note 2)

96 hr LC ₅₀ (for fish)	≤ 1 mg/l and/or
48 hr EC ₅₀ (for crustacea)	≤ 1 mg/l and/or
72 or 96hr ErC ₅₀ (for algae or other aquatic plants)	≤ 1 mg/l (see Note 3)
and the substance is not rapidly degradable and/or the experimentally determined BCF is ≥ 500 (or, if absent the log K _{ow} ≥ 4) (see Notes 4 and 5).	

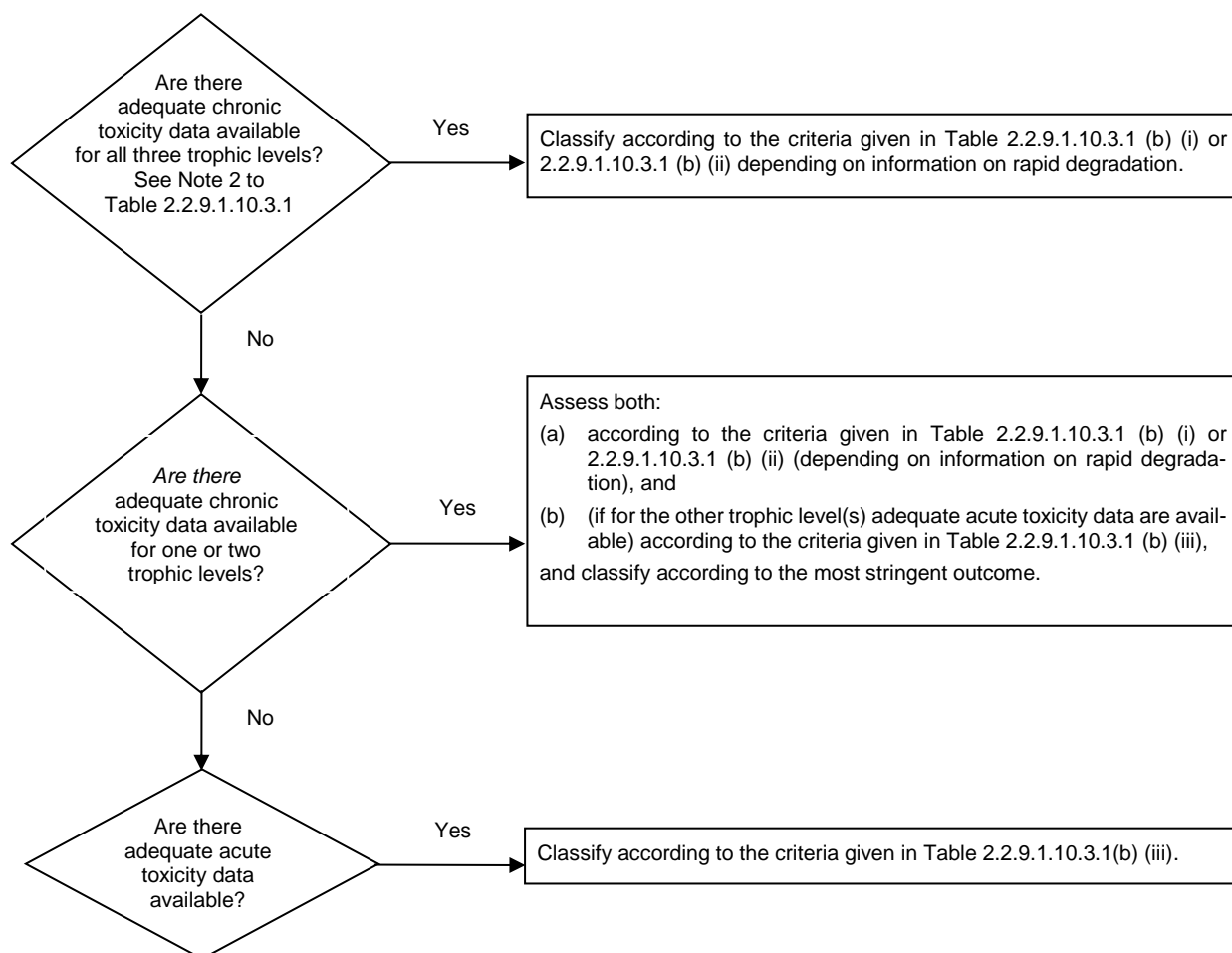
Category Chronic 2:

96 hr LC ₅₀ (for fish)	> 1 bis ≤ 10 mg/l and/or
48 hr EC ₅₀ (for crustacea)	> 1 bis ≤ 10 mg/l and/or
72 or 96hr ErC ₅₀ (for algae or other aquatic plants)	> 1 bis ≤ 10 mg/l (see Note 3)
and the substance is not rapidly degradable and/or the experimentally determined BCF is ≥ 500 (or, if absent the log K _{ow} ≥ 4) (see Notes 4 and 5).	

- NOTE 1:** The organisms fish, crustacea and algae are tested as surrogate species covering a range of trophic levels and taxa, and the test methods are highly standardized. Data on other organisms may also be considered, however, provided they represent equivalent species and test endpoints.
- 2:** When classifying substances as Acute 1 and/or Chronic 1 it is necessary at the same time to indicate an appropriate M factor (see 2.2.9.1.10.4.6.4) to apply the summation method.
- 3:** Where the algal toxicity ErC₅₀ (= EC₅₀ (growth rate)) falls more than 100 times below the next most sensitive species and results in a classification based solely on this effect, consideration shall be given to whether this toxicity is representative of the toxicity to aquatic plants. Where it can be shown that this is not the case, professional judgment shall be used in deciding if classification shall be applied. Classification shall be based on the ErC₅₀. In circumstances where the basis of the EC₅₀ is not specified and no ErC₅₀ is recorded, classification shall be based on the lowest EC₅₀ available.
- 4:** Lack of rapid degradability is based on either a lack of ready biodegradability or other evidence of lack of rapid degradation. When no useful data on degradability are available, either experimentally determined or estimated data, the substance shall be regarded as not rapidly degradable.

- 5: Potential to bioaccumulate, based on an experimentally derived $BCF \geq 500$ or, if absent, a $\log K_{ow} \geq 4$ provided $\log K_{ow}$ is an appropriate descriptor for the bioaccumulation potential of the substance. Measured $\log K_{ow}$ values take precedence over estimated values and measured BCF values take precedence over $\log K_{ow}$ values.

Figure 2.2.9.1.10.3.1: Categories for substances long-term hazardous to the aquatic environment



2.2.9.1.10.3.2

The classification scheme in Table 2.2.9.1.10.3.2 below summarizes the classification criteria for substances.

Table 2.2.9.1.10.3.2: Classification scheme for substances hazardous to the aquatic environment

Classification categories			
Acute hazard (see Note 1)	Long-term hazard (see Note 2)		
	Adequate chronic toxicity data available		Adequate chronic toxicity data not available (see Note 1)
	Non-rapidly degradable substances (see Note 3)	Rapidly degradable substances (see Note 3)	
Category: Acute 1	Category: Chronic 1	Category: Chronic 1	Category: Chronic 1
$L(E)C_{50} \leq 1.00$	$NOEC \text{ or } EC_x \leq 0.1$	$NOEC \text{ or } EC_x \leq 0.01$	$L(E)C_{50} \leq 1.00$ and lack of rapid degradability and/or $BCF \geq 500$ or, if absent $\log K_{ow} \geq 4$
	Category: Chronic 2	Category: Chronic 2	Category: Chronic 2
	$0.1 < NOEC \text{ or } EC_x \leq 1$	$0.01 < NOEC \text{ or } EC_x \leq 0.1$	$1.00 < L(E)C_{50} \leq 10.0$ and lack of rapid degradability and/or $BCF \geq 500$ or, if absent $\log K_{ow} \geq 4$

- NOTE 1:** Acute toxicity band based on L(E)C₅₀ values in mg/l for fish, crustacea and/or algae or other aquatic plants (or Quantitative Structure Activity Relationships (QSAR) estimation if no experimental data¹⁴).
- 2:** Substances are classified in the various chronic categories unless there are adequate chronic toxicity data available for all three trophic levels above the water solubility or above 1 mg/l. ("Adequate" means that the data sufficiently cover the endpoint of concern. Generally this would mean measured test data, but in order to avoid unnecessary testing it can on a case by case basis also be estimated data, e.g. (Q)SAR, or for obvious cases expert judgment).
- 3:** Chronic toxicity band based on NOEC or equivalent EC_x values in mg/l for fish or crustacea or other recognized measures for chronic toxicity.

2.2.9.1.10.4 Mixtures classification categories and criteria

2.2.9.1.10.4.1 The classification system for mixtures covers the classification categories which are used for substances, meaning categories Acute 1 and Chronic 1 and 2. In order to make use of all available data for purposes of classifying the aquatic environmental hazards of the mixture, the following assumption is made and is applied where appropriate:

The "relevant ingredients" of a mixture are those which are present in a concentration equal to or greater than 0.1% (by mass) for ingredients classified as Acute and/or Chronic 1 and equal to or greater than 1% for other ingredients, unless there is a presumption (e.g. in the case of highly toxic ingredients) that an ingredient present at less than 0.1% can still be relevant for classifying the mixture for aquatic environmental hazards.

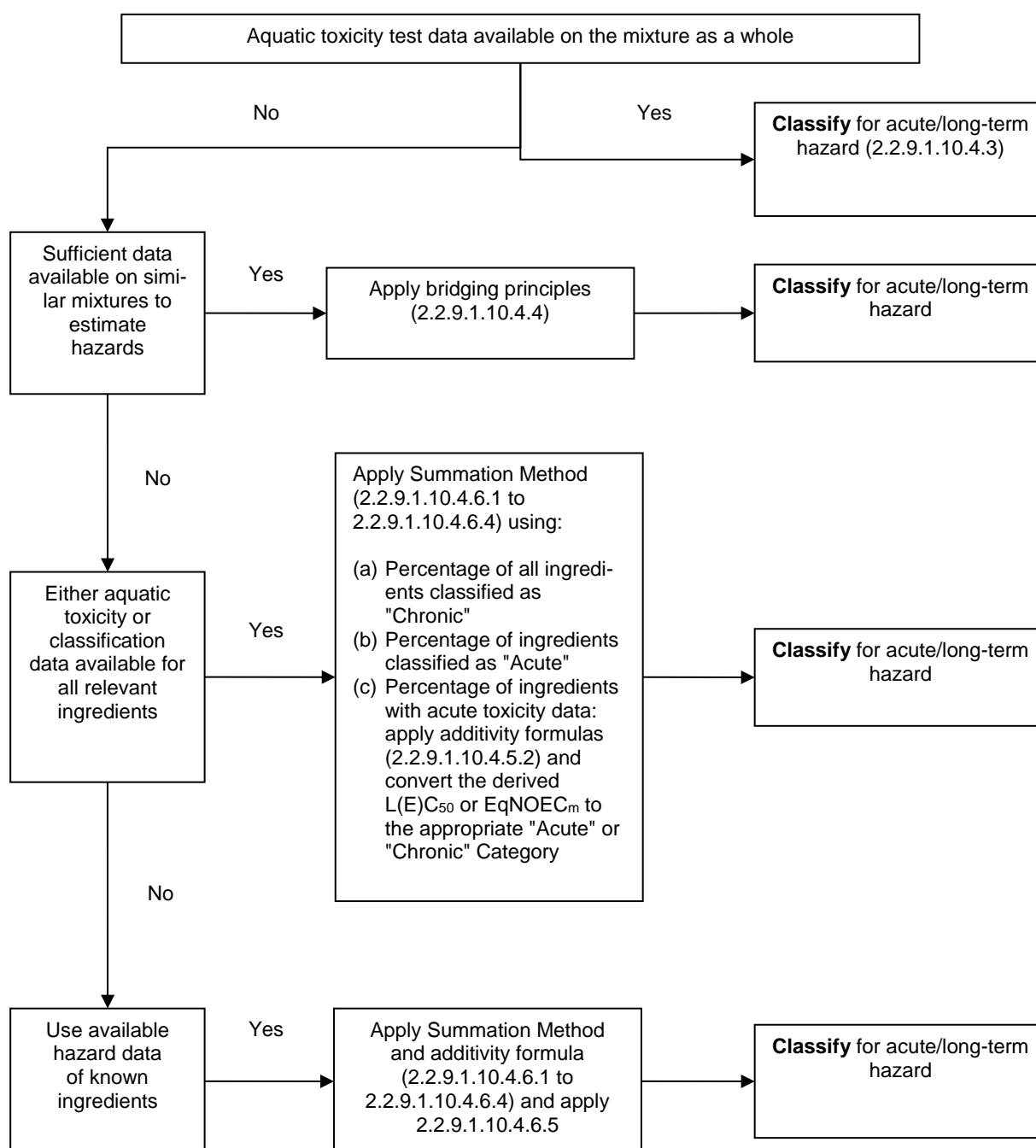
2.2.9.1.10.4.2 The approach for classification of aquatic environmental hazards is tiered, and is dependent upon the type of information available for the mixture itself and for its ingredients. Elements of the tiered approach include:

- (a) Classification based on tested mixtures;
- (b) Classification based on bridging principles;
- (c) The use of "summation of classified ingredients" and/or an "additivity formula".

Figure 2.2.9.1.10.4.2 below outlines the process to be followed.

¹⁴ Special guidance is provided in Chapter 4.1, paragraph 4.1.2.13 and Annex 9, Section A9.6 of the GHS.

Figure 2.2.9.1.10.4.2: Tiered approach to classification of mixtures for acute and long-term aquatic environmental hazards



2.2.9.1.10.4.3 Classification of mixtures when toxicity data are available for the complete mixture

2.2.9.1.10.4.3.1 When the mixture as a whole has been tested to determine its aquatic toxicity, this information shall be used for classifying the mixture according to the criteria that have been agreed for substances. The classification is normally based on the data for fish, crustacea and algae/plants (see 2.2.9.1.10.2.3 and 2.2.9.1.10.2.4). When adequate acute or chronic data for the mixture as a whole are lacking, "bridging principles" or "summation method" shall be applied (see 2.2.9.1.10.4.4 to 2.2.9.1.10.4.6).

2.2.9.1.10.4.3.2 The long-term hazard classification of mixtures requires additional information on degradability and in certain cases bioaccumulation. There are no degradability and bioaccumulation data for mixtures as a whole. Degradability and bioaccumulation tests for mixtures are not used as they are usually difficult to interpret, and such tests may be meaningful only for single substances.

- 2.2.9.1.10.4.3.3** Classification for category Acute 1
- (a) When there are adequate acute toxicity test data (LC_{50} or EC_{50}) available for the mixture as a whole showing $L(E)C_{50} \leq 1$ mg/l:
Classify the mixture as Acute 1 in accordance with Table 2.2.9.1.10.3.1 (a);
 - (b) When there are acute toxicity test data ($LC_{50}(s)$ or $EC_{50}(s)$) available for the mixture as a whole showing $L(E)C_{50}(s) > 1$ mg/l, or above the water solubility:
No need to classify for acute hazard under RID.
- 2.2.9.1.10.4.3.4** Classification for categories Chronic 1 and 2
- (a) When there are adequate chronic toxicity data (EC_x or NOEC) available for the mixture as a whole showing EC_x or NOEC of the tested mixture ≤ 1 mg/l:
 - (i) classify the mixture as Chronic 1 or 2 in accordance with Table 2.2.9.1.10.3.1 (b) (ii) (rapidly degradable) if the available information allows the conclusion that all relevant ingredients of the mixture are rapidly degradable;
 - (ii) classify the mixture as Chronic 1 or 2 in all other cases in accordance with Table 2.2.9.1.10.3.1 (b) (i) (non-rapidly degradable);
 - (b) When there are adequate chronic toxicity data (EC_x or NOEC) available for the mixture as a whole showing $EC_x(s)$ or NOEC(s) of the tested mixture > 1 mg/l or above the water solubility:
No need to classify for long-term hazard under RID.
- 2.2.9.1.10.4.4** Classification of mixtures when toxicity data are not available for the complete mixture: bridging principles
- 2.2.9.1.10.4.4.1** Where the mixture itself has not been tested to determine its aquatic environmental hazard, but there are sufficient data on the individual ingredients and similar tested mixtures to adequately characterise the hazards of the mixture, these data shall be used in accordance with the following agreed bridging rules. This ensures that the classification process uses the available data to the greatest extent possible in characterising the hazards of the mixture without the necessity for additional testing in animals.
- 2.2.9.1.10.4.4.2** Dilution
- Where a new mixture is formed by diluting a tested mixture or a substance with a diluent which has an equivalent or lower aquatic hazard classification than the least toxic original ingredient and which is not expected to affect the aquatic hazards of other ingredients, then the resulting mixture shall be classified as equivalent to the original tested mixture or substance. Alternatively, the method explained in 2.2.9.1.10.4.5 may be applied.
- 2.2.9.1.10.4.4.3** Batching
- The aquatic hazard classification of a tested production batch of a mixture shall be assumed to be substantially equivalent to that of another untested production batch of the same commercial product when produced by or under the control of the same manufacturer, unless there is reason to believe there is significant variation such that the aquatic hazard classification of the untested batch has changed. If the latter occurs, new classification is necessary.
- 2.2.9.1.10.4.4.4** Concentration of mixtures which are classified with the most severe classification categories (Chronic 1 and Acute 1)
- If a tested mixture is classified as Chronic 1 and/or Acute 1, and the ingredients of the mixture which are classified as Chronic 1 and/or Acute 1 are further concentrated, the more concentrated untested mixture shall be classified with the same classification category as the original tested mixture without additional testing.
- 2.2.9.1.10.4.4.5** Interpolation within one toxicity category
- For three mixtures (A, B and C) with identical ingredients, where mixtures A and B have been tested and are in the same toxicity category, and where untested mixture C has the same toxicologically active ingredients as mixtures A and B but has concentrations of toxicologically active ingredients intermediate to the concentrations in mixtures A and B, then mixture C is assumed to be in the same category as A and B.
- 2.2.9.1.10.4.4.6** Substantially similar mixtures
- Given the following:
- (a) two mixtures:
 - (i) A + B;
 - (ii) C + B;
 - (b) the concentration of ingredient B is essentially the same in both mixtures;

- (c) the concentration of ingredient A in mixture (i) equals that of ingredient C in mixture (ii);
- (d) data on aquatic hazards for A and C are available and are substantially equivalent, i.e. they are in the same hazard category and are not expected to affect the aquatic toxicity of B,

If mixture (i) or (ii) is already classified based on test data, then the other mixture can be assigned the same hazard category.

2.2.9.1.10.4.5 Classification of mixtures when toxicity data are available for all ingredients or only for some ingredients of the mixture

2.2.9.1.10.4.5.1 The classification of a mixture shall be based on summation of the concentrations of its classified ingredients. The percentage of ingredients classified as "Acute" or "Chronic" will feed straight into the summation method. Details of the summation method are described in 2.2.9.1.10.4.6.1 to 2.2.9.1.10.4.6.4.

2.2.9.1.10.4.5.2 Mixtures may be made of a combination of both ingredients that are classified (as Acute 1 and/or Chronic 1, 2) and those for which adequate toxicity test data are available. When adequate toxicity data are available for more than one ingredient in the mixture, the combined toxicity of those ingredients shall be calculated using the following additivity formulas (a) or (b), depending on the nature of the toxicity data:

(a) Based on acute aquatic toxicity:

$$\frac{\sum C_i}{L(E)C_{50m}} = \sum \frac{C_i}{L(E)C_{50i}}$$

where:

C_i = concentration of ingredient i (mass percentage);

$L(E)C_{50i}$ = LC_{50} or EC_{50} for ingredient i (mg/l);

n = number of ingredients, and i is running from 1 to n;

$L(E)C_{50m}$ = $L(E)C_{50}$ of the part of the mixture with test data;

The calculated toxicity shall be used to assign that portion of the mixture an acute hazard category which is then subsequently used in applying the summation method;

(b) Based on chronic aquatic toxicity:

$$\frac{\sum C_i + \sum C_j}{EqNOEC_m} = \sum \frac{C_i}{NOEC_i} + \sum \frac{C_j}{0,1 \cdot NOEC_j}$$

where:

C_i = concentration of ingredient i (mass percentage) covering the rapidly degradable ingredients;

C_j = concentration of ingredient j (mass percentage) covering the non-rapidly degradable ingredients;

$NOEC_i$ = NOEC (or other recognized measures for chronic toxicity) for ingredient i covering the rapidly degradable ingredients, in mg/l;

$NOEC_j$ = NOEC (or other recognized measures for chronic toxicity) for ingredient j covering the non-rapidly degradable ingredients, in mg/l;

n = number of ingredients, and i and j are running from 1 to n;

$EqNOEC_m$ = equivalent NOEC of the part of the mixture with test data;

The equivalent toxicity thus reflects the fact that non-rapidly degradable substances are classified one hazard category level more "severe" than rapidly degradable substances.

The calculated equivalent toxicity shall be used to assign that portion of the mixture a long-term hazard category, in accordance with the criteria for rapidly degradable substances (Table 2.2.9.1.10.3.1 (b) (ii)), which is then subsequently used in applying the summation method.

2.2.9.1.10.4.5.3 When applying the additivity formula for part of the mixture, it is preferable to calculate the toxicity of this part of the mixture using for each ingredient toxicity values that relate to the same taxonomic group (i.e. fish, crustacea or algae) and then to use the highest toxicity (lowest value) obtained (i.e. use the most sensitive of the three groups). However, when toxicity data for each ingredient are not available in the same taxonomic group, the toxicity value of each ingredient shall be selected in the same manner that toxicity values are selected for the classification of substances, i.e. the higher toxicity (from the most sensitive test organism) is used. The calculated acute and chronic toxicity shall then be used to classify this part of the mixture as Acute 1 and/or Chronic 1 or 2 using the same criteria described for substances.

2.2.9.1.10.4.5.4 If a mixture is classified in more than one way, the method yielding the more conservative result shall be used.

2.2.9.1.10.4.6 Summation method

2.2.9.1.10.4.6.1 Classification procedure

In general a more severe classification for mixtures overrides a less severe classification, e.g. a classification with Chronic 1 overrides a classification with Chronic 2. As a consequence the classification procedure is already completed if the result of the classification is Chronic 1. A more severe classification than Chronic 1 is not possible; therefore, it is not necessary to pursue the classification procedure further.

2.2.9.1.10.4.6.2 Classification for category Acute 1

2.2.9.1.10.4.6.2.1 First, all ingredients classified as Acute 1 are considered. If the sum of the concentrations (in %) of these ingredients is greater than or equal to 25% the whole mixture shall be classified as Acute 1. If the result of the calculation is a classification of the mixture as Acute 1, the classification process is completed.

2.2.9.1.10.4.6.2.2 The classification of mixtures for acute hazards based on this summation of the concentrations of classified ingredients is summarized in Table 2.2.9.1.10.4.6.2.2 below.

Table 2.2.9.1.10.4.6.2.2: Classification of a mixture for acute hazards based on summation of the concentrations of classified ingredients

Sum of the concentrations (in %) of ingredients classified as:	Mixture classified as:
Acute 1 $\times M^a \geq 25\%$	Acute 1

^a For explanation of the M factor, see 2.2.9.1.10.4.6.4.

2.2.9.1.10.4.6.3 Classification for categories Chronic 1 and 2

2.2.9.1.10.4.6.3.1 First, all ingredients classified as Chronic 1 are considered. If the sum of the concentrations (in %) of these ingredients is greater than or equal to 25% the mixture shall be classified as Chronic 1. If the result of the calculation is a classification of the mixture as Chronic 1 the classification procedure is completed.

2.2.9.1.10.4.6.3.2 In cases where the mixture is not classified as Chronic 1, classification of the mixture as Chronic 2 is considered. A mixture shall be classified as Chronic 2 if 10 times the sum of the concentrations (in %) of all ingredients classified as Chronic 1 plus the sum of the concentrations (in %) of all ingredients classified as Chronic 2 is greater than or equal to 25%. If the result of the calculation is classification of the mixture as Chronic 2, the classification process is completed.

2.2.9.1.10.4.6.3.3 The classification of mixtures for long-term hazards based on this summation of the concentrations of classified ingredients is summarized in Table 2.2.9.1.10.4.6.3.3 below.

Table 2.2.9.1.10.4.6.3.3: Classification of a mixture for long-term hazards based on summation of the concentrations of classified ingredients

Sum of the concentrations (in %) of ingredients classified as:	Mixture classified as:
Chronic 1 $\times M^a \geq 25\%$	Chronic 1
$(M \times 10 \times \text{Chronic 1}) + \text{Chronic 2} \geq 25\%$	Chronic 2

^a For explanation of the M factor, see 2.2.9.1.10.4.6.4.

2.2.9.1.10.4.6.4 Mixtures with highly toxic ingredients

Acute 1 or Chronic 1 ingredients with acute toxicities well below 1 mg/l and/or chronic toxicities well below 0.1 mg/l (if non-rapidly degradable) and 0.01 mg/l (if rapidly degradable) may influence the toxicity of the mixture and are given increased weight in applying the summation method. When a mixture contains ingredients classified as Acute 1 or Chronic 1, the tiered approach described in 2.2.9.1.10.4.6.2 and 2.2.9.1.10.4.6.3 shall be applied using a weighted sum by multiplying the concentrations of Acute 1 and Chronic 1 ingredients by a factor, instead of merely adding up the percentages. This means that the concentration of "Acute 1" in the left column of Table 2.2.9.1.10.4.6.2.2 and the concentration of "Chronic 1" in the left column of Table 2.2.9.1.10.4.6.3.3 are multiplied by the appropriate multiplying factor. The multiplying factors to be applied to these ingredients are defined using the toxicity value, as summarised in Table 2.2.9.1.10.4.6.4 below. Therefore, in order to classify a mixture containing Acute 1 and/or Chronic 1 ingredients, the classifier needs to be informed of the value of the M factor in order to apply the summation method. Alternatively, the additivity formula (see 2.2.9.1.10.4.5.2) may be used when toxicity data are available for all highly toxic ingredients in the mixture and there is convincing evidence that all other ingredients, including those for which specific and/or chronic acute toxicity data are not available, are of low or no toxicity and do not significantly contribute to the environmental hazard of the mixture.

Table 2.2.9.1.10.4.6.4: Multiplying factors for highly toxic ingredients of mixtures

Acute toxicity	M factor	Chronic Toxicity	M factor	
L(E)C ₅₀ value		NOEC value	NRD ^a	RD ^b
0.1 < L(E)C ₅₀ ≤ 1	1	0.01 < NOEC ≤ 0.1	1	–
0.01 < L(E)C ₅₀ ≤ 0.1	10	0.001 < NOEC ≤ 0.01	10	1
0.001 < L(E)C ₅₀ ≤ 0.01	100	0.0001 < NOEC ≤ 0.001	100	10
0.0001 < L(E)C ₅₀ ≤ 0.001	1000	0.00001 < NOEC ≤ 0.0001	1000	100
0.00001 < L(E)C ₅₀ ≤ 0.0001	10000	0.000001 < NOEC ≤ 0.00001	10000	1000
(continue in factor 10 intervals)		(continue in factor 10 intervals)		

^a Non-rapidly degradable.

^b Rapidly degradable.

2.2.9.1.10.4.6.5 Classification of mixtures with ingredients without any useable information

In the event that no useable information on acute and/or chronic aquatic toxicity is available for one or more relevant ingredients, it is concluded that the mixture cannot be attributed (a) definitive hazard category(ies). In this situation the mixture shall be classified based on the known ingredients only.

2.2.9.1.10.5 **Substances or mixtures classified as environmentally hazardous substances (aquatic environment) on the basis of Regulation 1272/2008/EC¹⁵**

If data for classification according to the criteria of 2.2.9.1.10.3 and 2.2.9.1.10.4 are not available, a substance or mixture:

- (a) Shall be classified as an environmentally hazardous substance (aquatic environment) if it has to be assigned category(ies) Aquatic Acute 1, Aquatic Chronic 1 or Aquatic Chronic 2 according to Regulation 1272/2008/EC¹⁵;
- (b) May be regarded as not being an environmentally hazardous substance (aquatic environment) if it does not have to be assigned such a category according to the said Regulation.

2.2.9.1.10.6 **Assignment of substances or mixtures classified as environmentally hazardous substances (aquatic environment) according to the provisions in 2.2.9.1.10.3, 2.2.9.1.10.4 or 2.2.9.1.10.5**

Substances or mixtures classified as environmentally hazardous substances (aquatic environment), not otherwise classified under RID shall be designated:

UN No. 3077 ENVIRONMENTALLY HAZARDOUS SUBSTANCE, SOLID, N.O.S.; or

UN No. 3082 ENVIRONMENTALLY HAZARDOUS SUBSTANCE, LIQUID, N.O.S.

They shall be assigned to packing group III.

Genetically modified microorganisms or organisms

2.2.9.1.11 Genetically modified microorganisms (GMMOs) and genetically modified organisms (GMOs) are microorganisms and organisms in which genetic material has been purposely altered through genetic engineering in a way that does not occur naturally. They are assigned to Class 9 (UN No. 3245) if they do not meet the definition of toxic substances or of infectious substances, but are capable of altering animals, plants or microbiological substances in a way not normally the result of natural reproduction.

NOTE 1: GMMOs and GMOs which are infectious are substances of Class 6.2, UN Nos. 2814, 2900 or 3373.

2: GMMOs or GMOs are not subject to the provisions of RID when authorized for use by the competent authorities of the countries of origin, transit and destination¹⁶.

¹⁵ Regulation (EC) No 1272/2008 of the European Parliament and of the Council of 16 December 2008 on classification, labelling and packaging of substances and mixtures, amending and repealing Directive 67/548/EEC and 1999/45/EC; and amending Regulation (EC) No 1907/2006, published in the Official Journal of the European Union, L 353, 31 December 2008, p 1-1355.

¹⁶ See Part C of Directive 2001/18/EC of the European Parliament and of the Council on the deliberate release into the environment of genetically modified organisms and repealing Council Directive 90/220/EEC (Official Journal of the European Communities, No. L 106, of 17 April 2001, pp 8-14) and Regulation (EC) No. 1829/2003 of the European Parliament and of the Council on genetically modified food and feed (Official Journal of the European Union, No. L 268, of 18 October 2003, pp 1-23), which set out the authorization procedures for the European Union.

- 3: Genetically modified live animals which, in accordance with the current state of scientific knowledge, have no known pathogenic effect on humans, animals and plants and are carried in receptacles that are suitable for safely preventing both the escape of the animals and unauthorized access to them, are not subject to the provisions of RID. The provisions specified by the International Air Transport Association (IATA) for air transport "Live Animals Regulations, LAR" can be drawn on as guidelines for suitable receptacles for the transport of live animals.
- 4: Live animals shall not be used to carry genetically modified microorganisms classified in Class 9 unless the substance can be carried no other way. Genetically modified live animals shall be carried under terms and conditions of the competent authorities of the countries of origin and destination.

2.2.9.1.12 (Reserved)

Elevated temperature substances

- 2.2.9.1.13** Elevated temperature substances include substances which are carried or handed over for carriage in the liquid state at or above 100 °C and, in the case of those with a flash-point, below their flash-point. They also include solids which are carried or handed over for carriage at or above 240 °C.

NOTE: Elevated temperature substances may be assigned to Class 9 only if they do not meet the criteria of any other class.

Other substances and articles presenting a danger during carriage but not meeting the definitions of another class

- 2.2.9.1.14** The following other miscellaneous substances not meeting the definitions of another class are assigned to Class 9:

Solid ammonia compounds having a flash-point below 60 °C

Low hazard dithionites

Highly volatile liquids

Substances emitting noxious fumes

Substances containing allergens

Chemical kits and first aid kits

Electric double layer capacitors (with an energy storage capacity greater than 0.3 Wh)

Vehicles, engines and machinery, internal combustion

Articles containing miscellaneous dangerous goods.

NOTE: UN No. 1845 CARBON DIOXIDE, SOLID (DRY ICE)¹⁷,
UN No. 2216 FISH MEAL (FISH SCRAP), STABILIZED,
UN No. 2807 MAGNETIZED MATERIAL,
UN No. 3334 AVIATION REGULATED LIQUID, N.O.S.,
UN No. 3335 AVIATION REGULATED SOLID, N.O.S.
listed in the UN Model Regulations, are not subject to the provisions of RID.

Assignment of the packing groups

- 2.2.9.1.15** When indicated in column (4) of Table A of Chapter 3.2, substances and articles of Class 9 are assigned to one of the following packing groups according to their degree of danger:

Packing group II: substances presenting medium danger;

Packing group III: substances presenting low danger.

2.2.9.2 Substances and articles not accepted for carriage

The following substances and articles shall not be accepted for carriage:

- Lithium batteries which do not meet the relevant conditions of special provisions 188, 230, 310, 636 or 670 of Chapter 3.3.
- Uncleaned empty containment vessels for articles such as transformers, condensers and hydraulic apparatus containing substances assigned to UN Nos. 2315, 3151, 3152 or 3432.

¹⁷ For UN No. 1845 carbon dioxide, solid (dry ice) used as a coolant, see 5.5.3.

2.2.9.3

List of entries

		Classifica- tion code	UN No.	Name of the substance or article
Miscellaneous dangerous substances and articles				
Substances which, on inhalation as fine dust, may endanger health	M1		2212	ASBESTOS, AMPHIBOLE (amosite, tremolite, actinolite, anthophyllite, crocidolite)
			2590	ASBESTOS, CHRYSOTILE
Substances and articles which, in the event of fire, may form dioxins	M2		2315	POLYCHLORINATED BIPHENYLS, LIQUID
			3432	POLYCHLORINATED BIPHENYLS, SOLID
			3151	POLYHALOGENATED BIPHENYLS, LIQUID or
			3151	HALOGENATED MONOMETHYLDIPHENYLMETHANES, LIQUID or
			3151	POLYHALOGENATED TERPHENYLS, LIQUID
			3152	POLYHALOGENATED BIPHENYLS, SOLID or
			3152	HALOGENATED MONOMETHYLDIPHENYLMETHANES, SOLID or
			3152	POLYHALOGENATED TERPHENYLS, SOLID
Substances evolving flammable vapour	M3		2211	POLYMERIC BEADS, EXPANDABLE, evolving flammable vapour
			3314	PLASTICS MOULDING COMPOUND in dough, sheet or extruded rope form evolving flammable vapour
Lithium batteries	M4		3090	LITHIUM METAL BATTERIES (including lithium alloy batteries)
			3091	LITHIUM METAL BATTERIES CONTAINED IN EQUIPMENT (including lithium alloy batteries) or
			3091	LITHIUM METAL BATTERIES PACKED WITH EQUIPMENT (including lithium alloy batteries)
			3480	LITHIUM ION BATTERIES (including lithium ion polymer batteries)
			3481	LITHIUM ION BATTERIES CONTAINED IN EQUIPMENT (including lithium ion polymer batteries) or
			3481	LITHIUM ION BATTERIES PACKED WITH EQUIPMENT (including lithium ion polymer batteries)
			3536	LITHIUM BATTERIES INSTALLED IN CARGO TRANSPORT UNIT lithium ion batteries or lithium metal batteries
			2990	LIFE-SAVING APPLIANCES, SELF-INFLATING such as aircraft evacuation chutes, aircraft survival kits and maritime life-saving appliances
Live-saving appliances	M5		3072	LIFE-SAVING APPLIANCES NOT SELF-INFLATING containing dangerous goods as equipment
			3268	SAFETY DEVICES, electrically initiated
			3082	ENVIRONMENTALLY HAZARDOUS SUBSTANCE, LIQUID, N.O.S.
			3077	ENVIRONMENTALLY HAZARDOUS SUBSTANCE, SOLID, N.O.S.
Environmentally hazardous substances	pollutant to the aquatic environment	liquid M6		
		solid M7		
	genetically modified microorganisms and organisms M8		3245	GENETICALLY MODIFIED MICROORGANISMS or
			3245	GENETICALLY MODIFIED ORGANISMS
Elevated temperature substances		liquid M9	3257	ELEVATED TEMPERATURE LIQUID, N.O.S., at or above 100 °C and below its flash-point (including molten metal, molten salts, etc.)
		solid M10	3258	ELEVATED TEMPERATURE SOLID, N.O.S., at or above 240 °C

<p>Other substances and articles presenting a danger during carriage, but not meeting the definitions of another class</p>	<p>Only substances and articles listed in Table A of Chapter 3.2 are subject to the provisions for Class 9 under this classification code, as follows:</p> <p>1841 ACETALDEHYDE AMMONIA</p> <p>1931 ZINC DITHIONITE (ZINC HYDROSULPHITE)</p> <p>1941 DIBROMODIFLUOROMETHANE</p> <p>1990 BENZALDEHYDE</p> <p>2071 AMMONIUM NITRATE BASED FERTILIZER</p> <p>2969 CASTOR BEANS or</p> <p>2969 CASTOR MEAL or</p> <p>2969 CASTOR POMACE or</p> <p>2969 CASTOR FLAKE</p> <p>3166 VEHICLE, FLAMMABLE GAS POWERED or</p> <p>3166 VEHICLE, FLAMMABLE LIQUID POWERED or</p> <p>3166 VEHICLE, FUEL CELL, FLAMMABLE GAS POWERED or</p> <p>3166 VEHICLE, FUEL CELL, FLAMMABLE LIQUID POWERED</p> <p>3171 BATTERY POWERED VEHICLE or</p> <p>3171 BATTERY POWERED EQUIPMENT</p> <p>3316 CHEMICAL KIT or</p> <p>3316 FIRST AID KIT</p> <p>3359 FUMIGATED CARGO TRANSPORT UNIT</p> <p>3499 CAPACITOR, ELECTRIC DOUBLE LAYER (with an energy storage capacity greater than 0.3Wh)</p> <p>3508 CAPACITOR, ASYMMETRIC (with an energy storage capacity greater than 0.3Wh)</p> <p>3509 PACKAGINGS, DISCARDED, EMPTY, UNCLEARED</p> <p>3363 DANGEROUS GOODS IN MACHINERY or</p> <p>3363 DANGEROUS GOODS IN APPARATUS</p> <p>3530 ENGINE, INTERNAL COMBUSTION or</p> <p>3530 MACHINERY, INTERNAL COMBUSTION</p> <p>3548 ARTICLES CONTAINING MISCELLANEOUS DANGEROUS GOODS N.O.S.</p>
	<p>M11</p>

Chapter 2.3 Test methods

2.3.0 General

Unless otherwise provided for in Chapter 2.2 or in this Chapter, the test methods to be used for the classification of dangerous goods are those described in the Manual of Tests and Criteria.

2.3.1 Exudation test for blasting explosives of Type A

2.3.1.1 Blasting explosives of type A (UN No. 0081) shall, if they contain more than 40% liquid nitric ester, in addition to the testing specified in the Manual of Tests and Criteria, satisfy the following exudation test.

2.3.1.2 The apparatus for testing blasting explosive for exudation (figs. 1 to 3) consists of a hollow bronze cylinder. This cylinder, which is closed at one end by a plate of the same metal, has an internal diameter of 15.7 mm and a depth of 40 mm. It is pierced by 20 holes 0.5 mm in diameter (four sets of five holes) on the circumference. A bronze piston, cylindrically fashioned over a length of 48 mm and having a total length of 52 mm, slides into the vertically placed cylinder. The piston, whose diameter is 15.6 mm, is loaded with a mass of 220 g so that a pressure of 120 kPa (1.20 bar) is exerted on the base of the cylinder.

2.3.1.3 A small plug of blasting explosive weighing 5 to 8 g, 30 mm long and 15 mm in diameter, is wrapped in very fine gauze and placed in the cylinder; the piston and its loading mass are then placed on it so that the blasting explosive is subjected to a pressure of 120 kPa (1.20 bar).

The time taken for the appearance of the first signs of oily droplets (nitroglycerine) at the outer orifices of the cylinder holes is noted.

2.3.1.4 The blasting explosive is considered satisfactory if the time elapsing before the appearance of the liquid exudations is more than five minutes, the test having been carried out at a temperature of 15 °C to 25 °C.

Test of blasting explosive for exudation

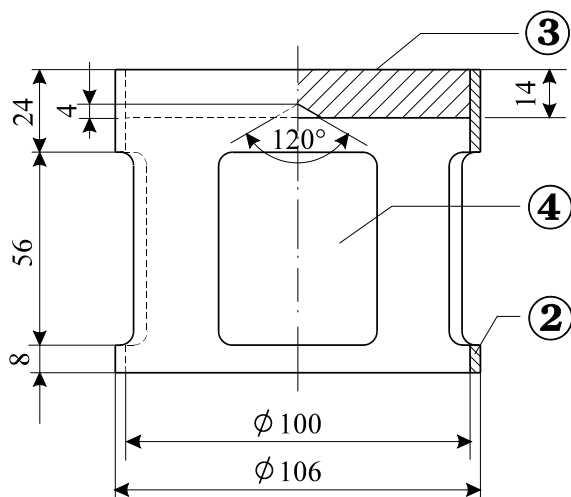


Fig. 1: Bell-form charge; mass 2220 g; capable of being suspended from a bronze piston

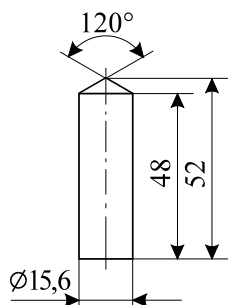


Fig. 2: Cylindrical bronze piston; dimensions in mm

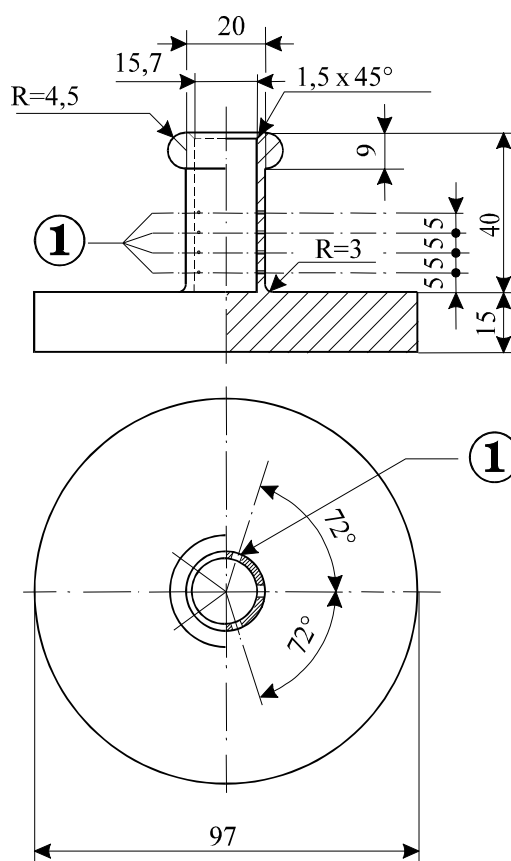


Fig. 3: Hollow bronze cylinder, closed at one end
Plan and cut; dimensions in mm

Fig. 1 to 3:

- (1) 4 series of 5 holes at 0.5 \varnothing
- (2) copper
- (3) lead plate with centre cone at the inferior face
- (4) 4 openings, approximately 46 x 56, set at even intervals on the periphery

2.3.2 Tests relating to nitrated cellulose mixtures of Class 4.1

- 2.3.2.1** Nitrocellulose heated for half an hour at 132 °C shall not give off visible yellowish-brown nitrous fumes (nitrous gases). The ignition temperature shall be above 180 °C. See 2.3.2.3 to 2.3.2.8, 2.3.2.9 (a) and 2.3.2.10 below.
- 2.3.2.2** 3 g of plasticized nitrocellulose, heated for one hour at 132 °C, shall not give off visible yellowish-brown nitrous fumes (nitrous gases). The ignition temperature shall be above 170 °C. See 2.3.2.3 to 2.3.2.8, 2.3.2.9 (b) and 2.3.2.10 below.
- 2.3.2.3** The test procedures set out below are to be applied when differences of opinion arise as to the acceptability of substances for carriage by rail.
- 2.3.2.4** If other methods or test procedures are used to verify the conditions of stability prescribed above in this section, those methods shall lead to the same findings as could be reached by the methods specified below.
- 2.3.2.5** In carrying out the stability tests by heating described below, the temperature of the oven containing the sample under test shall not deviate by more than 2 °C from the prescribed temperature; the prescribed duration of a 30-minute or 60-minute test shall be observed to within two minutes. The oven shall be such that the required temperature is restored not more than five minutes after insertion of the sample.
- 2.3.2.6** Before undergoing the tests in 2.3.2.9 and 2.3.2.10, the samples shall be dried for not less than 15 hours at the ambient temperature in a vacuum desiccator containing fused and granulated calcium chloride, the sample substance being spread in a thin layer; for this purpose, substances which are neither in powder form nor fibrous shall be ground, or grated, or cut into small pieces. The pressure in the desiccator shall be brought below 6.5 kPa (0.065 bar).

2.3.2.7 Before being dried as prescribed in 2.3.2.6 above, substances conforming to 2.3.2.2 shall undergo preliminary drying in a well-ventilated oven, with its temperature set at 70 °C, until the loss of mass per quarter-hour is less than 0.3% of the original mass.

2.3.2.8 Weakly nitrated nitrocellulose conforming to 2.3.2.1 shall first undergo preliminary drying as prescribed in 2.3.2.7 above; drying shall then be completed by keeping the nitrocellulose for at least 15 hours over concentrated sulphuric acid in a desiccator.

2.3.2.9 Test of chemical stability under heat

(a) Test of the substance listed in paragraph 2.3.2.1 above.

(i) In each of two glass test tubes having the following dimensions:

length 350 mm,

internal diameter 16 mm,

thickness of wall 1.5 mm

is placed 1 g of substance dried over calcium chloride (if necessary the drying shall be carried out after reducing the substance to pieces weighing not more than 0.05 g each). Both test tubes, completely covered with loose-fitting closures, are then so placed in an oven that at least four-fifths of their length is visible, and are kept at a constant temperature of 132 °C for 30 minutes. It is observed whether nitrous gases in the form of yellowish-brown fumes clearly visible against a white background are given off during this time.

(ii) In the absence of such fumes the substance is deemed to be stable.

(b) Test of plasticized nitrocellulose (see 2.3.2.2)

(i) 3 g of plasticized nitrocellulose are placed in glass test tubes, similar to those referred to in (a), which are then placed in an oven kept at a constant temperature of 132 °C.

(ii) The test tubes containing the plasticized nitrocellulose are kept in the oven for one hour. During this time no yellowish-brown nitrous fumes (nitrous gases) shall be visible. Observation and appraisal as in (a).

2.3.2.10 Ignition temperature (see 2.3.2.1 and 2.3.2.2)

(a) The ignition temperature is determined by heating 0.2 g of substance enclosed in a glass test tube immersed in a Wood's alloy bath. The test tube is placed in the bath when the latter has reached 100 °C. The temperature of the bath is then progressively increased by 5 °C per minute;

(b) The test tubes must have the following dimensions:

length 125 mm,

internal diameter 15 mm,

thickness of wall 0.5 mm

and shall be immersed to a depth of 20 mm;

(c) The test shall be repeated three times, the temperature at which ignition of the substance occurs, i.e., slow or rapid combustion, deflagration or detonation, being noted each time;

(d) The lowest temperature recorded in the three tests is the ignition temperature.

2.3.3 Tests relating to flammable liquids of Classes 3, 6.1 and 8

2.3.3.1 Determination of flash-point

2.3.3.1.1 The following methods for determining the flash-point of flammable liquids may be used:

International standards:

ISO 1516 (Determination of flash/no flash – Closed cup equilibrium method)

ISO 1523 (Determination of flash point – Closed cup equilibrium method)

ISO 2719 (Determination of flash point – Pensky-Martens closed cup method)

ISO 13736 (Determination of flash point – Abel closed-cup method)

ISO 3679 (Determination of flash point – Rapid equilibrium closed cup method)

ISO 3680 (Determination of flash/no flash – Rapid equilibrium closed cup method)

National standards:

American Society for Testing Materials International, 100 Barr Harbor Drive, PO Box C700, West Conshohocken, Pennsylvania, USA 19428-2959:

ASTM D3828-07a, Standard Test Methods for Flash Point by Small Scale Closed-Cup Tester

ASTM D56-05, Standard Test Method for Flash Point by Tag Closed-Cup Tester

ASTM D3278-96(2004)e1, Standard Test Methods for Flash Point of Liquids by Small Scale Closed-Cup Apparatus

ASTM D93-08, Standard Test Methods for Flash Point by Pensky-Martens Closed-Cup Tester

Association française de normalisation, AFNOR, 11, rue de Pressensé, F-93571 La Plaine Saint-Denis Cedex:

French standard NF M 07 - 019

French standards NF M 07 - 011 / NF T 30 - 050 / NF T 66 - 009

French standard NF M 07 - 036

Deutsches Institut für Normung, Burggrafenstraße 6, D-10787 Berlin:

Standard DIN 51755 (flash-points below 65 °C)

State Committee of the Council of Ministers for Standardization, RUS-113813, GSP, Moscow, M-49 Leninsky Prospect, 9:

GOST 12.1.044-84.

- 2.3.3.1.2** To determine the flash-point of paints, gums and similar viscous products containing solvents, only apparatus and test methods suitable for determining the flash-point for viscous liquids shall be used, in accordance with the following standards:
- (a) International standard ISO 3679:1983;
 - (b) International standard ISO 3680:1983;
 - (c) International standard ISO 1523:1983;
 - (d) International standards EN ISO 13736 and EN ISO 2719, Method B.
- 2.3.3.1.3** The standards listed in 2.3.3.1.1 shall only be used for flash-point ranges which are specified therein. The possibility of chemical reactions between the substance and the sample holder shall be considered when selecting the standard to be used. The apparatus shall, as far as is consistent with safety, be placed in a draught-free position. For safety, a method utilizing a small sample size, around 2 ml, shall be used for organic peroxides and self-reactive substances (also known as "energetic" substances), or for toxic substances.
- 2.3.3.1.4** When the flash-point, determined by a non-equilibrium method is found to be $23\text{ °C} \pm 2\text{ °C}$ or $60\text{ °C} \pm 2\text{ °C}$, it shall be confirmed for each temperature range by an equilibrium method.
- 2.3.3.1.5** In the event of a dispute as to the classification of a flammable liquid, the classification proposed by the consignor shall be accepted if a check-test of the flash-point, yields a result not differing by more than 2 °C from the limits (23 °C and 60 °C respectively) stated in 2.2.3.1. If the difference is more than 2 °C, a second check-test shall be carried out, and the lowest figure of the flash-points obtained in either check-test shall be adopted.
- 2.3.3.2** **Determination of initial boiling point**

The following methods for determining the initial boiling point of flammable liquids may be used:

International standards:

ISO 3924 (Petroleum products – Determination of boiling range distribution – Gas chromatography method)

ISO 4626 (Volatile organic liquids – Determination of boiling range of organic solvents used as raw materials)

ISO 3405 (Petroleum products – Determination of distillation characteristics at atmospheric pressure)

National standards:

American Society for Testing Materials International, 100 Barr Harbor Drive, PO Box C700, West Conshohocken, Pennsylvania, USA 19428-2959:

ASTM D86-07a, Standard Test Method for Distillation of Petroleum Products at Atmospheric Pressure

ASTM D1078-05, Standard Test Method for Distillation Range of Volatile Organic Liquids

Further acceptable methods:

Method A.2 as described in Part A of the Annex to Commission Regulation (EC) No 440/2008¹⁸.

¹⁸ Commission Regulation (EC) No 440/2008 of 30 May 2008 laying down test methods pursuant to Regulation (EC) No 1907/2006 of the European Parliament and of the Council on the Registration, Evaluation, Authorisation and Restriction of Chemicals (REACH) (Official Journal of the European Union, No. L 142 of 31 May 2008, p.1-739 and No. L 143 of 3 June 2008, p.55).

2.3.3.3 Test for determining peroxide content

To determine the peroxide content of a liquid, the procedure is as follows:

A quantity p (about 5 g, weighed to the nearest 0.01 g) of the liquid to be titrated is placed in an Erlenmeyer flask; 20 cm³ of acetic anhydride and about 1 g of powdered solid potassium iodide are added; the flask is shaken and, after 10 minutes, heated for 3 minutes to about 60 °C. When it has been left to cool for 5 minutes, 25 cm³ of water are added. After this, it is left standing for half an hour, then the liberated iodine is titrated with a decinormal solution of sodium thiosulphate, no indicator being added; complete discoloration indicates the end of the reaction. If n is the number of cm³ of thiosulphate solution required, the percentage of peroxide (calculated as H₂O₂) present in the sample is obtained by the formula:

$$\frac{17n}{100p}.$$

2.3.4 Test for determining fluidity

To determine the fluidity of liquid, viscous or pasty substances and mixtures, the following test method shall be used.

2.3.4.1 Test apparatus

Commercial penetrometer conforming to ISO 2137:1985, with a guide rod of 47.5 g ± 0.05 g;

sieve disc of duralumin with conical bores and a mass of 102.5 g ± 0.05 g (see Figure 1);

penetration vessel with an inside diameter of 72 mm to 80 mm for reception of the sample.

2.3.4.2 Test procedure

The sample is poured into the penetration vessel not less than half an hour before the measurement. The vessel is then hermetically closed and left standing until the measurement. The sample in the hermetically closed penetration vessel is heated to 35 °C ± 0.5 °C and is placed on the penetrometer table immediately prior to measurement (not more than two minutes). The point S of the sieve disc is then brought into contact with the surface of the liquid and the rate of penetration is measured.

2.3.4.3 Evaluation of test results

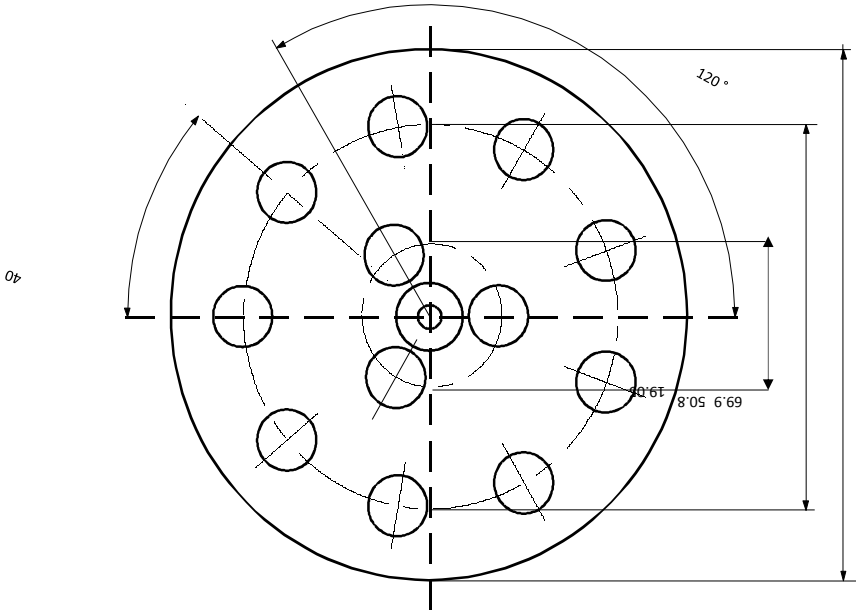
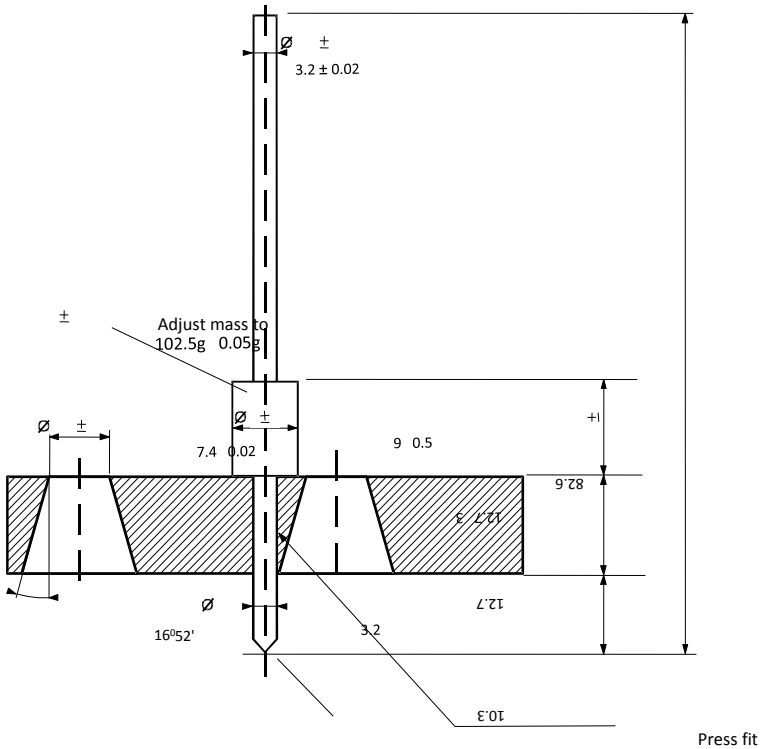
A substance is pasty if, after the centre S has been brought into contact with the surface of the sample, the penetration indicated by the dial gauge:

(a) after a loading time of 5 s ± 0.1 s, is less than 15.0 mm ± 0.3 mm; or

(b) after a loading time of 5 s ± 0.1 s, is greater than 15.0 mm ± 0.3 mm, but the additional penetration after another 55 s ± 0.5 s is less than 5.0 mm ± 0.5 mm.

NOTE: In the case of samples having a flow point, it is often impossible to produce a steady level surface in the penetration vessel and, hence, to establish satisfactory initial measuring conditions for the contact of the point S. Furthermore, with some samples, the impact of the sieve disc can cause an elastic deformation of the surface and, in the first few seconds, simulate a deeper penetration. In all these cases, it may be appropriate to make the evaluation in paragraph (b) above.

Figure 1
Penetrometer



Tolerances not specified are ± 0.1 mm.

2.3.5 Classification of organometallic substances in classes 4.2 and 4.3

Depending on their properties as determined in accordance with tests N.1 to N.5 of the Manual of Tests and Criteria, Part III, section 33, organometallic substances may be classified in Class 4.2 or 4.3, as appropriate, in accordance with the flowchart scheme given in Figure 2.3.5.

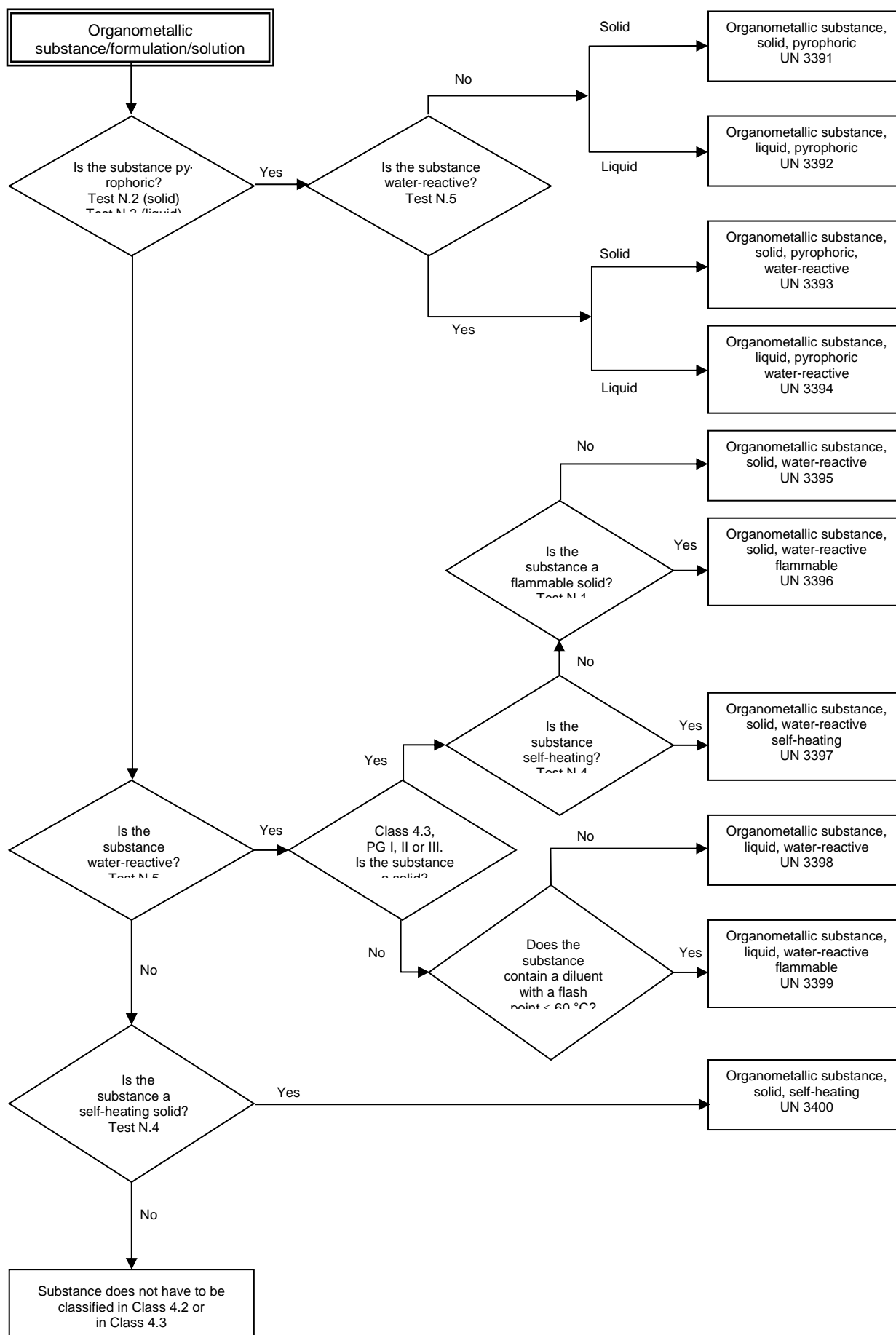
NOTE 1: Depending on their other properties and on the precedence of hazard table (see 2.1.3.10), organometallic substances may have to be classified in other classes as appropriate.

2: Flammable solutions with organometallic compounds in concentrations which are not liable to spontaneous combustion or, in contact with water, do not emit flammable gases in dangerous quantities, are substances of Class 3.

Figure 2.3.5: Flowchart scheme for the classification of organometallic substances in classes 4.2 and 4.3^{(a), (b)}

^(a) Test methods N.1 to N.5 can be found in the Manual of Tests and Criteria, Part III, Section 33.

^(b) If applicable and testing is relevant, taking into account reactivity properties, Class 6.1 and 8 properties should be considered according to the table of precedence of hazards in 2.1.3.10.



**Part 3 Dangerous goods lists, special
provisions and exemptions related to
limited and excepted quantities**

Chapter 3.1 General

3.1.1 Introduction

In addition to the provisions referred to or given in the tables of this Part, the general requirements of each Part, Chapter and/or Section are to be observed. These general requirements are not given in the tables. When a general requirement is contradictory to a special provision, the special provision prevails.

3.1.2 Proper shipping name

NOTE: For proper shipping names used for the carriage of samples, see 2.1.4.1.

3.1.2.1 The proper shipping name is that portion of the entry most accurately describing the goods in Table A in Chapter 3.2, which is shown in upper case characters (plus any numbers, Greek letters, "sec", "tert", and the letters "m", "n", "o", "p", which form an integral part of the name). An alternative proper shipping name may be shown in brackets following the main proper shipping name [e.g., ETHANOL (ETHYL ALCOHOL)]. Portions of an entry appearing in lower case need not be considered as part of the proper shipping name.

3.1.2.2 When a combination of several distinct proper shipping names are listed under a single UN number, and these are separated by "and" or "or" in lower case or are punctuated by commas, only the most appropriate shall be shown in the transport document and package marks. Examples illustrating the selection of the proper shipping name for such entries are:

(a) UN 1057 LIGHTERS or LIGHTER REFILLS - The proper shipping name is the most appropriate of the following possible combinations:

LIGHTERS

LIGHTER REFILLS;

(b) UN 2793 FERROUS METAL BORINGS, SHAVINGS, TURNINGS or CUTTINGS in a form liable to self-heating. The proper shipping name is the most appropriate of the following combinations:

FERROUS METAL BORINGS

FERROUS METAL SHAVINGS

FERROUS METAL TURNINGS

FERROUS METAL CUTTINGS.

3.1.2.3 Proper shipping names may be used in the singular or plural as appropriate. In addition, when qualifying words are used as part of the proper shipping name, their sequence on the transport document or package markings is optional. For instance, "DIMETHYLAMINE AQUEOUS SOLUTION" may alternatively be shown "AQUEOUS SOLUTION OF DIMETHYLAMINE". Commercial or military names for goods of Class 1 which contain the proper shipping name supplemented by additional descriptive text may be used.

3.1.2.4 Many substances have an entry for both the liquid and solid state (see definitions for liquid and solid in 1.2.1), or for the solid and solution. These are allocated separate UN numbers which are not necessarily adjacent to each other.¹

3.1.2.5 Unless it is already included in capital letters in the name indicated in Table A in Chapter 3.2, the qualifying word "MOLTEN" shall be added as part of the proper shipping name when a substance, which is a solid in accordance with the definition in 1.2.1, is offered for carriage in the molten state (e.g. ALKYLPHENOL, SOLID, N.O.S., MOLTEN).

3.1.2.6 Except for self-reactive substances and organic peroxides and unless it is already included in capital letters in the name indicated in Column (2) of Table A of Chapter 3.2, the word "STABILIZED" shall be added as part of the proper shipping name of a substance which without stabilization would be forbidden from carriage in accordance with paragraphs 2.2.x.2 due to it being liable to dangerously react under conditions normally encountered in carriage (e.g.: "TOXIC LIQUID, ORGANIC, N.O.S., STABILIZED").

When temperature control is used to stabilize such substances to prevent the development of any dangerous excess pressure, or the evolution of excessive heat, or when chemical stabilization is used in combination with temperature control, then:

¹ Details are provided in the alphabetical index (Table B of Chapter 3.2), e.g.:
NITROXYLENES, LIQUID 6.1 1665
NITROXYLENES, SOLID 6.1 3447.

- (a) For liquids and solids: liquids and solids requiring temperature control² shall not be accepted for carriage by rail;
- (b) (Reserved)
- (c) For gases: the conditions of carriage shall be approved by the competent authority.

3.1.2.7 Hydrates may be carried under the proper shipping name for the anhydrous substance.

3.1.2.8 Generic or "not otherwise specified" (n.o.s.) names

3.1.2.8.1 Generic and "not otherwise specified" proper shipping names that are assigned to special provision 274 or 318 in Column (6) of Table A in Chapter 3.2 shall be supplemented with the technical name of the goods unless a national law or international convention prohibits its disclosure if it is a controlled substance. For explosives of Class 1, the dangerous goods description may be supplemented by additional descriptive text to indicate commercial or military names. Technical names shall be entered in brackets immediately following the proper shipping name. An appropriate modifier, such as "contains" or "containing" or other qualifying words such as "mixture", "solution", etc. and the percentage of the technical constituent may also be used. For example: "UN 1993 FLAMMABLE LIQUID, N.O.S. (CONTAINS XYLENE AND BENZENE), 3, II".

3.1.2.8.1.1 The technical name shall be a recognized chemical name or biological name, or other name currently used in scientific and technical handbooks, journals and texts. Trade names shall not be used for this purpose. In the case of pesticides, only ISO common name(s), other name(s) in the World Health Organization (WHO) Recommended Classification of Pesticides by Hazard and Guidelines to Classification, or the name(s) of the active substance(s) may be used.

3.1.2.8.1.2 When a mixture of dangerous goods or articles containing dangerous goods are described by one of the "N.O.S." or "generic" entries to which special provision 274 has been allocated in Column (6) of Table A in Chapter 3.2, not more than the two constituents which most predominantly contribute to the hazard or hazards of the mixture or of the articles need to be shown, excluding controlled substances when their disclosure is prohibited by national law or international convention. If a package containing a mixture is labelled with any subsidiary hazard label, one of the two technical names shown in parentheses shall be the name of the constituent which compels the use of the subsidiary hazard label.

NOTE: See 5.4.1.2.2.

3.1.2.8.1.3 Examples illustrating the selection of the proper shipping name supplemented with the technical name of goods for such n.o.s. entries are:
 UN 3394 ORGANOMETALLIC SUBSTANCE, LIQUID, PYROPHORIC, WATER-REACTIVE (trimethylgallium)
 UN 2902 PESTICIDE, LIQUID, TOXIC, N.O.S. (drazoxolon)
 UN 3540 ARTICLES CONTAINING FLAMMABLE LIQUID, N.O.S. (pyrrolidine).

3.1.3 Solutions or mixtures

NOTE: Where a substance is specifically mentioned by name in Table A of Chapter 3.2, it shall be identified in carriage by the proper shipping name in Column (2) of Table A of Chapter 3.2. Such substances may contain technical impurities (for example those deriving from the production process) or additives for stability or other purposes that do not affect its classification. However, a substance mentioned by name containing technical impurities or additives for stability or other purposes affecting its classification shall be considered a solution or mixture (see 2.1.3.3).

3.1.3.1 A solution or mixture is not subject to RID if the characteristics, properties, form or physical state of the solution or mixture are such that it does not meet the criteria, including human experience criteria, for inclusion in any class.

3.1.3.2 A solution or mixture meeting the classification criteria of RID composed of a single predominant substance mentioned by name in Table A of Chapter 3.2 and one or more substances not subject to RID or traces of one or more substances mentioned by name in Table A of Chapter 3.2, shall be assigned the UN number and proper shipping name of the predominant substance mentioned by name in Table A of Chapter 3.2 unless:

- (a) The solution or mixture is mentioned by name in Table A of Chapter 3.2;
- (b) The name and description of the substance mentioned by name in Table A of Chapter 3.2 specifically indicate that they apply only to the pure substance;
- (c) The class, classification code, packing group, or physical state of the solution or mixture is different from that of the substance mentioned by name in Table A of Chapter 3.2; or

² This includes all substances (including substances stabilized by chemical inhibitors) whose self-accelerating decomposition temperature (SADT) or self-accelerating polymerization temperature (SAPT) in the containment used for carriage is not more than 50 °C.

- (d) The hazard characteristics and properties of the solution or mixture necessitate emergency response measures that are different from those required for the substance mentioned by name in Table A of Chapter 3.2.

Qualifying words such as "SOLUTION" or "MIXTURE", as appropriate, shall be added as part of the proper shipping name, for example, "ACETONE SOLUTION". In addition, the concentration of the mixture or solution may also be indicated after the basic description of the mixture or solution, for example, "ACETONE 75% SOLUTION".

3.1.3.3

A solution or mixture meeting the classification criteria of RID that is not mentioned by name in Table A of Chapter 3.2 and that is composed of two or more dangerous goods shall be assigned to an entry that has the proper shipping name, description, class, classification code and packing group that most precisely describe the solution or mixture.

Chapter 3.2 Dangerous goods list

3.2.1 Explanations on Table A: List of dangerous goods in UN number order

Explanations

As a rule, each row of Table A of this Chapter deals with the substance(s) or article(s) covered by a specific UN number. However, when substances or articles belonging to the same UN number have different chemical properties, physical properties and/or carriage conditions, several consecutive rows may be used for that UN number.

Each column of Table A is dedicated to a specific subject as indicated in the explanatory notes below. The intersection of columns and rows (cell) contains information concerning the subject treated in that column, for the substance(s) or article(s) of that row:

- The first four cells identify the substance(s) or article(s) belonging to that row (additional information in that respect may be given by the special provisions referred to in Column (6));
- The following cells give the applicable special provisions, either in the form of complete information or in coded form. The codes cross-refer to detailed information that is to be found in the Part, Chapter, Section and/or Sub-section indicated in the explanatory notes below. An empty cell means either that there is no special provision and that only the general requirements apply, or that the carriage restriction indicated in the explanatory notes is in force. When used in this Table, an alphanumeric code starting with the letters "SP" designates a special provision of Chapter 3.3.

The applicable general requirements are not referred to in the corresponding cells. The explanatory notes below indicate for every column the Part(s), Chapter(s), Section(s) and/or Sub-section(s) where these are to be found.

Explanatory notes for each column:

Column (1) "UN No."

Contains the UN number:

- of the dangerous substance or article if the substance or article has been assigned its own specific UN number, or
- of the generic or n.o.s. entry to which the dangerous substances or articles not mentioned by name shall be assigned in accordance with the criteria ("decision trees") of Part 2.

Column (2) "Name and description"

Contains, in upper case characters, the name of the substance or article, if the substance or article has been assigned its own specific UN number, or of the generic or n.o.s. entry to which it has been assigned in accordance with the criteria ("decision trees") of Part 2. This name shall be used as the proper shipping name or, when applicable, as part of the proper shipping name (see 3.1.2 for further details on the proper shipping name).

A descriptive text in lower case characters is added after the proper shipping name to clarify the scope of the entry if the classification and/or carriage conditions of the substance or article may be different under certain conditions.

Column (3a) "Class"

Contains the number of the class, whose heading covers the dangerous substance or article. This class number is assigned in accordance with the procedures and criteria of Part 2.

Column (3b) "Classification code"

Contains the classification code of the dangerous substance or article.

- For dangerous substances or articles of Class 1, the code consists of a division number and compatibility group letter, which are assigned in accordance with the procedures and criteria of 2.2.1.1.4.
- For dangerous substances or articles of Class 2, the code consists of a number and hazardous property group, which are explained in 2.2.2.1.2 and 2.2.2.1.3.

- For dangerous substances or articles of Classes 3, 4.1, 4.2, 4.3, 5.1, 5.2, 6.1, 6.2 and 9, the codes are explained in 2.2.x.1.2¹.
- For dangerous substances or articles of Class 8, the codes are explained in 2.2.8.1.4.1.
- Dangerous substances or articles of Class 7 do not have a classification code.

Column (4) "Packing group"

Contains the packing group number(s) (I, II or III) assigned to the dangerous substance. These packing group numbers are assigned on the basis of the procedures and criteria of Part 2. Certain articles and substances are not assigned to packing groups.

Column (5) "Labels"

Contains the model number of the labels/placards (see 5.2.2.2 and 5.3.1.7) that have to be affixed to packages, containers, tank-containers, portable tanks, MEGCs, tank-wagons, wagons with demountable tanks, battery-wagons and wagons.

The shunting labels in accordance with models Nos. 13 and 15 (see 5.3.4) indicated in brackets for some substances shall only be affixed in the following cases:

- Class 1: on both sides of wagons which comprise a full load
- Class 2: on both sides of tank-wagons, battery-wagons, wagons with demountable tanks and wagons carrying tank-containers, MEGCs and portable tanks.

However, for substances or articles of Class 7, 7X means label model No.7A, 7B or 7C as appropriate according to the category (see 5.1.5.3.4 and 5.2.2.1.11.1) or placard No. 7D (see 5.3.1.1.3 and 5.3.1.7.2).

The general provisions on labelling/placarding (e.g. number of labels, their location) are to be found in 5.2.2.1 for packages and small containers, and in 5.3.1, for large containers, tank-containers, MEGCs, portable tanks, tank-wagons, wagons with demountable tanks, battery-wagons and wagons.

NOTE: Special provisions, indicated in Column (6), may change the above labelling provisions.

Column (6) "Special provisions"

Contains the numeric codes of special provisions that have to be met. These provisions concern a wide array of subjects, mainly connected with the contents of Columns (1) to (5) (e.g. carriage prohibitions, exemptions from requirements, explanations concerning the classification of certain forms of the dangerous goods concerned and additional labelling or marking provisions), and are listed in Chapter 3.3 in numerical order. If Column (6) is empty, no special provisions apply to the contents of Columns (1) to (5) for the dangerous goods concerned.

Column (7a) "Limited quantities"

Provides the maximum quantity per inner packaging or article for carrying dangerous goods as limited quantities in accordance with Chapter 3.4.

Column (7b) "Excepted Quantities"

Contains an alphanumeric code with the following meaning:

- "E0" signifies that no exemption from the provisions of RID exists for the dangerous goods packed in excepted quantities;
- All the other alphanumeric codes starting with the letter "E" signify that the provisions of RID are not applicable if the conditions indicated in Chapter 3.5 are fulfilled.

¹ x = the class number of the dangerous substance or article, without dividing point if applicable

Column (8) "Packing instructions"

Contains the alphanumeric codes of the applicable packing instructions:

- Alphanumeric codes starting with the letter "P", which refers to packing instructions for packagings and receptacles (except IBCs and large packagings), or "R", which refers to packing instructions for light-gauge metal packagings. These are listed in 4.1.4.1 in numerical order, and specify the packagings and receptacles that are authorized. They also indicate which of the general packing provisions of 4.1.1, 4.1.2 and 4.1.3, and which of the special packing provisions of 4.1.5, 4.1.6, 4.1.7, 4.1.8 and 4.1.9 have to be met. If Column (8) does not contain a code starting with the letters "P" or "R", the dangerous goods concerned may not be carried in packagings;
- Alphanumeric codes starting with the letters "IBC" refer to packing instructions for IBCs. These are listed in 4.1.4.2 in numerical order, and specify the IBCs that are authorized. They also indicate which of the general packing provisions of 4.1.1, 4.1.2 and 4.1.3, and which of the special packing provisions of 4.1.5, 4.1.6, 4.1.7, 4.1.8 and 4.1.9 have to be met. If Column (8) does not contain a code starting with the letters "IBC", the dangerous goods concerned may not be carried in IBCs;
- Alphanumeric codes starting with the letters "LP" refer to packing instructions for large packagings. These are listed in 4.1.4.3 in numerical order, and specify the large packagings that are authorized. They also indicate which of the general packing provisions of 4.1.1, 4.1.2 and 4.1.3, and which of the special packing provisions of 4.1.5, 4.1.6, 4.1.7, 4.1.8 and 4.1.9 have to be met. If Column (8) does not contain a code starting with the letters "LP", the dangerous goods concerned cannot be carried in large packagings.

NOTE: Special packing provisions, indicated in Column (9a), may change the above packing instructions.

Column (9a) "Special packing provisions"

Contains the alphanumeric codes of the applicable special packing provisions:

- Alphanumeric codes starting with the letters "PP" or "RR" refer to special packing provisions for packagings and receptacles (except IBCs and large packagings) that have additionally to be met. These are to be found in 4.1.4.1, at the end of the relevant packing instruction (with the letter "P" or "R") referred to in Column (8). If Column (9a) does not contain a code starting with the letters "PP" or "RR", none of the special packing provisions listed at the end of the relevant packing instruction apply;
- Alphanumeric codes starting with the letter "B" or the letters "BB" refer to special packing provisions for IBCs that have additionally to be met. These are to be found in 4.1.4.2, at the end of the relevant packing instruction (with the letters "IBC") referred to in Column (8). If Column (9a) does not contain a code starting with the letter "B" or the letters "BB", none of the special packing provisions listed at the end of the relevant packing instruction apply;
- Alphanumeric codes starting with the letter "L" or the letters "LL" refer to special packing provisions for large packagings that have additionally to be met. These are to be found in 4.1.4.3, at the end of the relevant packing instruction (with the letters "LP") referred to in Column (8). If Column (9a) does not contain a code starting with the letter "L" or the letters "LL", none of the special packing provisions listed at the end of the relevant packing instruction apply.

Column (9b) "Mixed packing provisions"

Contains the alphanumeric codes starting with the letters "MP" of the applicable mixed packing provisions. These are listed in 4.1.10 in numerical order. If Column (9b) does not contain a code starting with the letters "MP", only the general requirements apply (see 4.1.1.5 and 4.1.1.6).

Column (10) "Portable tank and bulk container instructions"

Contains an alphanumeric code assigned to a portable tank instruction, in accordance with 4.2.5.2.1 to 4.2.5.2.4 and 4.2.5.2.6. This portable tank instruction corresponds to the least stringent provisions that are acceptable for the carriage of the substance in portable tanks. The codes identifying the other portable tank instructions that are also permitted for the carriage of the substance are to be found in 4.2.5.2.5. If no code is given, carriage in portable tanks is not permitted unless a competent authority approval is granted as detailed in 6.7.1.3.

The general requirements for the design, construction, equipment, type approval, testing and marking of portable tanks are to be found in Chapter 6.7. The general requirements for the use (e.g. filling) are to be found in 4.2.1 to 4.2.4.

The indication of an "(M)" means that the substance may be carried in UN MEGCs.

NOTE: Special provisions, indicated in Column (11), may change the above requirements.

May also contain alphanumeric codes starting with the letters "BK" referring to types of bulk containers described in Chapter 6.11 which may be used for the carriage of bulk goods in accordance with 7.3.1.1 (a) and 7.3.2.

Column (11) "Portable tank and bulk container special provisions"

Contains the alphanumeric codes of the portable tank special provisions that have additionally to be met. These codes, starting with the letters "TP" refer to special provisions for the construction or use of these portable tanks. They are to be found in 4.2.5.3.

NOTE: If technically relevant, these special provisions are not only applicable to the portable tanks specified in column (10), but also to the portable tanks that may be used according to the table in 4.2.5.2.5.

Column (12) "Tank codes for RID tanks"

Contains an alphanumeric code describing a tank type, in accordance with 4.3.3.1.1 (for gases of Class 2) or 4.3.4.1.1 (for substances of Classes 3 to 9). This tank type corresponds to the least stringent tank provisions that are acceptable for the carriage of the relevant substance in RID tanks. The codes describing the other permitted tank types are to be found in 4.3.3.1.2 (for gases of Class 2) or 4.3.4.1.2 (for substances of Classes 3 to 9). If no code is given, carriage in RID tanks is not permitted.

If in this column a tank code for solids (S) and for liquids (L) is indicated, this means that this substance may be offered for carriage in tanks in the solid or the liquid (molten) state. In general this provision is applicable to substances having melting points from 20 °C to 180 °C.

If for a solid, only a tank code for liquids (L) is indicated in this column, this means that this substance is only offered for carriage in tanks in the liquid (molten) state.

The general requirements for the construction, equipment, type approval, testing and marking that are not indicated in the tank code are to be found in 6.8.1, 6.8.2, 6.8.3 and 6.8.5. The general requirements for the use (e.g. maximum degree of filling, minimum test pressure) are to be found in 4.3.1 to 4.3.4.

The indication of a "(M)" after the tank code means that the substance can also be carried in battery-wagons or MEGCs.

The indication of a "(+)" after the tank code means that the alternative use of the tanks is permitted only where this is specified in the certificate of type approval.

For fibre-reinforced plastic tank-containers, see 4.4.1 and Chapter 6.9; for vacuum-operated waste tanks, see 4.5.1 and Chapter 6.10.

NOTE: Special provisions, indicated in Column (13), may change the above requirements.

Column (13) "Special provisions for RID tanks"

Contains the alphanumeric codes of the special provisions for RID tanks that have additionally to be met:

- Alphanumeric codes starting with the letters "TU" refer to special provisions for the use of these tanks. These are to be found in 4.3.5;
- Alphanumeric codes starting with the letters "TC" refer to special provisions for the construction of these tanks. These are to be found in 6.8.4 (a);
- Alphanumeric codes starting with the letters "TE" refer to special provisions concerning the items of equipment of these tanks. These are to be found in 6.8.4 (b);
- Alphanumeric codes starting with the letters "TA" refer to special provisions for the type approval of these tanks. These are to be found in 6.8.4 (c);
- Alphanumeric codes starting with the letters "TT" refer to special provisions for the testing of these tanks. These are to be found in 6.8.4 (d);

- Alphanumeric codes starting with the letters "TM" refer to special provisions for the marking of these tanks. These are to be found in 6.8.4 (e).

NOTE: If technically relevant, these special provisions are not only applicable to the tanks specified in column (12), but also to the tanks that may be used according to the hierarchies in 4.3.3.1.2 and 4.3.4.1.2.

Column (14) (Reserved)

Column (15) **"Transport category"**

Contains a figure indicating the transport category to which the substance or article is assigned for the purposes of exempting transport operations performed by undertakings in connection with their main business (see 1.1.3.1 (c)). When no transport category has been assigned, this is indicated by the mention "–".

Column (16) **"Special provisions for carriage – Packages"**

Contains the alphanumeric code(s), starting with letter "W", of the applicable special provisions (if any) for carriage in packages. These are listed in 7.2.4. General provisions concerning the carriage in packages are to be found in Chapters 7.1 and 7.2.

NOTE: In addition, special provisions indicated in Column (18), concerning loading, unloading and handling, shall be observed.

Column (17) **"Special provisions for carriage – Bulk"**

Contains the alphanumeric code(s), starting with letters "VC", as well as the alphanumeric code(s) starting with letters "AP", of the applicable provisions for carriage in bulk. These are listed in 7.3.3. If no special provision, identified by the code "VC" or a reference to a specific paragraph, explicitly authorizing this mode of carriage is indicated in this column, and no special provision, identified by the code "BK" or a reference to a specific paragraph, explicitly authorizing this mode of carriage is indicated in column (10), carriage in bulk is not permitted. General and additional provisions concerning carriage in bulk are to be found in Chapters 7.1 and 7.3.

NOTE: In addition, special provisions indicated in Column (18), concerning loading, unloading and handling, shall be observed.

Column (18) **"Special provisions for carriage – Loading, unloading and handling"**

Contains the alphanumeric code(s), starting with letters "CW", of the applicable special provisions for loading, unloading and handling. These are listed in 7.5.11. If no code is given, only the general provisions apply (see 7.5.1 to 7.5.4 and 7.5.8).

Column (19) **"Colis express (express parcels)"**

Contains alphanumeric codes beginning with the letters "CE" for the requirements applicable to forwarding as Colis Express (express parcels). These requirements are given in Chapter 7.6. When column 19 does not contain a code, forwarding as Colis Express (express parcels) is not permitted.

Column (20) **"Hazard identification number"**

Contains a two or three figure number (preceded in certain cases by the letter "X") for substances and articles of classes 2 to 9, and for substances and articles of Class 1, the classification code (see column (3b)). In the cases described in 5.3.2.1, this number shall appear in the upper half of the orange-coloured plates. The meaning of the hazard identification numbers is explained in 5.3.2.3.

UN No.	Name and description	Class	Classification code	Packing group	Labels	Special provisions	Limited and excepted quantities		Packaging			Portable tanks and bulk containers		RID Tanks		Transport category	Special provisions for carriage			Colis express (express parcels)	Hazard identification No.
									Packing instructions	Special packing provisions	Mixed packing provisions	Instructions	Special provisions	Tank code	Special provisions		Packages	Bulk	Loading, unloading and handling		
	3.1.2	2.2	2.2	2.1.1.3	5.2.2	3.3	3.4/3.5.1.2		4.1.4	4.1.4	4.1.10	4.2.5.2, 7.3.2	4.2.5.3	4.3	4.3.5, 6.8.4	1.1.3.1(c)	7.2.4	7.3.3	7.5.11	7.6	5.3.2.3
(1)	(2)	(3a)	(3b)	(4)	(5)	(6)	(7a)	(7b)	(8)	(9a)	(9b)	(10)	(11)	(12)	(13)	(15)	(16)	(17)	(18)	(19)	(20)
0004	AMMONIUM PICRATE dry or wetted with less than 10% water, by mass	1	1.1D		1 (+13)		0	E0	P112a P112b P112c	PP26	MP20					1	W2 W3		CW1		1.1D
0005	CARTRIDGES FOR WEAPONS with bursting charge	1	1.1F		1 (+13)		0	E0	P130		MP23					1	W2		CW1		1.1F
0006	CARTRIDGES FOR WEAPONS with bursting charge	1	1.1E		1 (+13)		0	E0	P130 LP101	PP67 L1	MP21					1	W2		CW1		1.1E
0007	CARTRIDGES FOR WEAPONS with bursting charge	1	1.2F		1 (+13)		0	E0	P130		MP23					1	W2		CW1		1.2F
0009	AMMUNITION, INCENDIARY with or without burster, expelling charge or propelling charge	1	1.2G		1		0	E0	P130 LP101	PP67 L1	MP23					1	W2		CW1		1.2G
0010	AMMUNITION, INCENDIARY with or without burster, expelling charge or propelling charge	1	1.3G		1		0	E0	P130 LP101	PP67 L1	MP23					1	W2		CW1		1.3G
0012	CARTRIDGES FOR WEAPONS, INERT PROJECTILE or CARTRIDGES, SMALL ARMS	1	1.4S		1.4	364	5 kg	E0	P130		MP23 MP24					4	W2		CW1	CE1	1.4S
0014	CARTRIDGES FOR WEAPONS, BLANK or CARTRIDGES, SMALL ARMS, BLANK or CARTRIDGES FOR TOOLS, BLANK	1	1.4S		1.4	364	5 kg	E0	P130		MP23 MP24					4	W2		CW1	CE1	1.4S
0015	AMMUNITION, SMOKE with or without burster, expelling charge or propelling charge	1	1.2G		1		0	E0	P130 LP101	PP67 L1	MP23					1	W2		CW1		1.2G
0015	AMMUNITION, SMOKE with or without burster, expelling charge or propelling charge, containing corrosive substances	1	1.2G		1+8		0	E0	P130 LP101	PP67 L1	MP23					1	W2		CW1		1.2G
0015	AMMUNITION, SMOKE with or without burster, expelling charge or propelling charge, containing toxic by inhalation substances	1	1.2G		1+6.1		0	E0	P130 LP101	PP67 L1	MP23					1	W2		CW1 CW28		1.2G
0016	AMMUNITION, SMOKE with or without burster, expelling charge or propelling charge	1	1.3G		1		0	E0	P130 LP101	PP67 L1	MP23					1	W2		CW1		1.3G
0016	AMMUNITION, SMOKE with or without burster, expelling charge or propelling charge, containing corrosive substances	1	1.3G		1+8		0	E0	P130 LP101	PP67 L1	MP23					1	W2		CW1		1.3G

UN No.	Name and description	Class	Classification code	Packing group	Labels	Special provisions	Limited and excepted quantities		Packaging			Portable tanks and bulk containers		RID Tanks		Transport category	Special provisions for carriage			Colis express (express parcels)	Hazard identification No.
									Packing instructions	Special packing provisions	Mixed packing provisions	Instructions	Special provisions	Tank code	Special provisions		Packages	Bulk	Loading, unloading and handling		
	3.1.2	2.2	2.2	2.1.1.3	5.2.2	3.3	3.4/3.5.1.2		4.1.4	4.1.4	4.1.10	4.2.5.2, 7.3.2	4.2.5.3	4.3	4.3.5, 6.8.4	1.1.3.1(c)	7.2.4	7.3.3	7.5.11	7.6	5.3.2.3
(1)	(2)	(3a)	(3b)	(4)	(5)	(6)	(7a)	(7b)	(8)	(9a)	(9b)	(10)	(11)	(12)	(13)	(15)	(16)	(17)	(18)	(19)	(20)
0016	AMMUNITION, SMOKE with or without burster, expelling charge or propelling charge, containing toxic by inhalation substances	1	1.3G		1+6.1		0	E0	P130 LP101	PP67 L1	MP23					1	W2		CW1 CW28		1.3G
0018	AMMUNITION, TEAR-PRODUCING with burster, expelling charge or propelling charge	1	1.2G		1+6.1+8		0	E0	P130 LP101	PP67 L1	MP23					1	W2				1.2G
0019	AMMUNITION, TEAR-PRODUCING with burster, expelling charge or propelling charge	1	1.3G		1+6.1+8		0	E0	P130 LP101	PP67 L1	MP23					1	W2		CW1 CW28		1.3G
0020	AMMUNITION, TOXIC with burster, expelling charge or propelling charge	1	1.2K	CARRIAGE PROHIBITED																	
0021	AMMUNITION, TOXIC with burster, expelling charge or propelling charge	1	1.3K	CARRIAGE PROHIBITED																	
0027	BLACK POWDER (GUNPOWDER), granular or as a meal	1	1.1D		1 (+13)		0	E0	P113	PP50	MP20 MP24					1	W2 W3		CW1		1.1D
0028	BLACK POWDER (GUNPOWDER), COMPRESSED or BLACK POWDER (GUNPOWDER), IN PELLETS	1	1.1D		1 (+13)		0	E0	P113	PP51	MP20 MP24					1	W2		CW1		1.1D
0029	DETONATORS, NON-ELECTRIC for blasting	1	1.1B		1 (+13)		0	E0	P131	PP68	MP23					1	W2		CW1		1.1B
0030	DETONATORS, ELECTRIC for blasting	1	1.1B		1 (+13)		0	E0	P131		MP23					1	W2		CW1		1.1B
0033	BOMBS with bursting charge	1	1.1F		1 (+13)		0	E0	P130		MP23					1	W2		CW1		1.1F
0034	BOMBS with bursting charge	1	1.1D		1 (+13)		0	E0	P130 LP101	PP67 L1	MP21					1	W2		CW1		1.1D
0035	BOMBS with bursting charge	1	1.2D		1		0	E0	P130 LP101	PP67 L1	MP21					1	W2		CW1		1.2D
0037	BOMBS, PHOTO-FLASH	1	1.1F		1 (+13)		0	E0	P130		MP23					1	W2		CW1		1.1F
0038	BOMBS, PHOTO-FLASH	1	1.1D		1 (+13)		0	E0	P130 LP101	PP67 L1	MP21					1	W2		CW1		1.1D
0039	BOMBS, PHOTO-FLASH	1	1.2G		1		0	E0	P130 LP101	PP67 L1	MP23					1	W2		CW1		1.2G
0042	BOOSTERS without detonator	1	1.1D		1 (+13)		0	E0	P132a P132b		MP21					1	W2		CW1		1.1D
0043	BURSTERS, explosive	1	1.1D		1 (+13)		0	E0	P133	PP69	MP21					1	W2		CW1		1.1D
0044	PRIMERS, CAP TYPE	1	1.4S		1.4		0	E0	P133		MP23 MP24					4	W2		CW1	CE1	1.4S

UN No.	Name and description	Class	Classifi- cation code	Packing group	Labels	Special provi- sions	Limited and excepted quantities		Packaging			Portable tanks and bulk containers		RID Tanks		Transport category	Special provisions for carriage			Colis express (express parcels)	Hazard identifi- cation No.
									Packing instructions	Special packing provisions	Mixed packing provi- sions	Instruc- tions	Special provi- sions	Tank code	Special provi- sions		Packages	Bulk	Loading, unloading and handling		
	3.1.2	2.2	2.2	2.1.1.3	5.2.2	3.3	3.4/3.5.1.2		4.1.4	4.1.4	4.1.10	4.2.5.2, 7.3.2	4.2.5.3	4.3	4.3.5, 6.8.4	1.1.3.1(c)	7.2.4	7.3.3	7.5.11	7.6	5.3.2.3
(1)	(2)	(3a)	(3b)	(4)	(5)	(6)	(7a)	(7b)	(8)	(9a)	(9b)	(10)	(11)	(12)	(13)	(15)	(16)	(17)	(18)	(19)	(20)
0048	CHARGES, DEMOLITION	1	1.1D		1 (+13)		0	E0	P130 LP101	PP67 L1	MP21					1	W2		CW1		1.1D
0049	CARTRIDGES, FLASH	1	1.1G		1 (+13)		0	E0	P135		MP23					1	W2		CW1		1.1G
0050	CARTRIDGES, FLASH	1	1.3G		1		0	E0	P135		MP23					1	W2		CW1		1.3G
0054	CARTRIDGES, SIGNAL	1	1.3G		1		0	E0	P135		MP23 MP24					1	W2		CW1		1.3G
0055	CASES, CARTRIDGE, EMPTY, WITH PRIMER	1	1.4S		1.4	364	5 kg	E0	P136		MP23					4	W2		CW1	CE1	1.4S
0056	CHARGES, DEPTH	1	1.1D		1 (+13)		0	E0	P130 LP101	PP67 L1	MP21					1	W2		CW1		1.1D
0059	CHARGES, SHAPED, without detonator	1	1.1D		1 (+13)		0	E0	P137	PP70	MP21					1	W2		CW1		1.1D
0060	CHARGES, SUPPLEMENTARY, EXPLOSIVE	1	1.1D		1 (+13)		0	E0	P132a P132b		MP21					1	W2		CW1		1.1D
0065	CORD, DETONATING, flexible	1	1.1D		1 (+13)		0	E0	P139	PP71 PP72	MP21					1	W2		CW1		1.1D
0066	CORD, IGNITER	1	1.4G		1.4		0	E0	P140		MP23					2	W2		CW1	CE1	1.4G
0070	CUTTERS, CABLE, EXPLOSIVE	1	1.4S		1.4		0	E0	P134 LP102		MP23					4	W2		CW1	CE1	1.4S
0072	CYCLOTRIMETHYLENETRINITRAMINE (CYCLONITE; HEXOGEN; RDX), WETTED with not less than 15% water, by mass	1	1.1D		1 (+15)	266	0	E0	P112a	PP45	MP20					1	W2		CW1		1.1D
0073	DETONATORS FOR AMMUNITION	1	1.1B		1 (+13)		0	E0	P133		MP23					1	W2		CW1		1.1B
0074	DIAZODINITROPHENOL, WETTED with not less than 40% water, or mixture of alcohol and water, by mass	1	1.1A	CARRIAGE PROHIBITED																	
0075	DIETHYLENEGLYCOL DINITRATE, DESENSITIZED with not less than 25% non-volatile, water-insoluble phlegmatizer, by mass	1	1.1D		1 (+15)	266	0	E0	P115	PP53 PP54 PP57 PP58	MP20					1	W2		CW1		1.1D
0076	DINITROPHENOL, dry or wetted with less than 15% water, by mass	1	1.1D		1+6.1 (+13)		0	E0	P112a P112b P112c	PP26	MP20					1	W2 W3		CW1 CW28		1.1D
0077	DINITROPHENOLATES, alkali metals, dry or wetted with less than 15% water, by mass	1	1.3C		1+6.1 (+13)		0	E0	P114a P114b	PP26	MP20					1	W2 W3		CW1 CW28		1.3C

UN No.	Name and description	Class	Classification code	Packing group	Labels	Special provisions	Limited and excepted quantities		Packaging			Portable tanks and bulk containers		RID Tanks		Transport category	Special provisions for carriage			Colis express (express parcels)	Hazard identification No.
									Packing instructions	Special packing provisions	Mixed packing provisions	Instructions	Special provisions	Tank code	Special provisions		Packages	Bulk	Loading, unloading and handling		
	3.1.2	2.2	2.2	2.1.1.3	5.2.2	3.3	3.4/3.5.1.2		4.1.4	4.1.4	4.1.10	4.2.5.2, 7.3.2	4.2.5.3	4.3	4.3.5, 6.8.4	1.1.3.1(c)	7.2.4	7.3.3	7.5.11	7.6	5.3.2.3
(1)	(2)	(3a)	(3b)	(4)	(5)	(6)	(7a)	(7b)	(8)	(9a)	(9b)	(10)	(11)	(12)	(13)	(15)	(16)	(17)	(18)	(19)	(20)
0078	DINITRORESORCINOL, dry or wetted with less than 15% water, by mass	1	1.1D		1 (+13)		0	E0	P112a P112b P112c	PP26	MP20					1	W2 W3		CW1		1.1D
0079	HEXANITRODIPHENYLAMINE (DIPICRYLAMINE; HEXYL)	1	1.1D		1 (+13)		0	E0	P112b P112c		MP20					1	W2 W3		CW1		1.1D
0081	EXPLOSIVE, BLASTING, TYPE A	1	1.1D		1 (+13)	616 617	0	E0	P116	PP63 PP66	MP20					1	W2 W3		CW1		1.1D
0082	EXPLOSIVE, BLASTING, TYPE B	1	1.1D		1 (+13)	617	0	E0	P116 IBC100	PP61 PP62 B9	MP20					1	W2 W3 W12		CW1		1.1D
0083	EXPLOSIVE, BLASTING, TYPE C	1	1.1D		1 (+15)	267 617	0	E0	P116		MP20					1	W2 W3		CW1		1.1D
0084	EXPLOSIVE, BLASTING, TYPE D	1	1.1D		1 (+13)	617	0	E0	P116		MP20					1	W2		CW1		1.1D
0092	FLARES, SURFACE	1	1.3G		1		0	E0	P135		MP23					1	W2		CW1		1.3G
0093	FLARES, AERIAL	1	1.3G		1		0	E0	P135		MP23					1	W2		CW1		1.3G
0094	FLASH POWDER	1	1.1G		1 (+13)		0	E0	P113	PP49	MP20					1	W2 W3		CW1		1.1G
0099	FRACTURING DEVICES, EXPLOSIVE without detonator, for oil wells	1	1.1D		1 (+13)		0	E0	P134 LP102		MP21					1	W2		CW1		1.1D
0101	FUSE, NON-DETONATING	1	1.3G		1		0	E0	P140	PP74 PP75	MP23					1	W2		CW1		1.3G
0102	CORD (FUSE), DETONATING, metal clad	1	1.2D		1		0	E0	P139	PP71	MP21					1	W2		CW1		1.2D
0103	FUSE, IGNITER, tubular, metal clad	1	1.4G		1.4		0	E0	P140		MP23					2	W2		CW1		1.4G
0104	CORD (FUSE), DETONATING, MILD EFFECT, metal clad	1	1.4D		1.4		0	E0	P139	PP71	MP21					2	W2		CW1		1.4D
0105	FUSE, SAFETY	1	1.4S		1.4		0	E0	P140	PP73	MP23					4	W2		CW1	CE1	1.4S
0106	FUZES, DETONATING	1	1.1B		1 (+13)		0	E0	P141		MP23					1	W2		CW1		1.1B
0107	FUZES, DETONATING	1	1.2B		1 (+13)		0	E0	P141		MP23					1	W2		CW1		1.2B
0110	GRENADES, PRACTICE, hand or rifle	1	1.4S		1.4		0	E0	P141		MP23					4	W2		CW1	CE1	1.4S
0113	GUANYLNITROSAMINO GUANYLIDENE HYDRAZINE, WETTED with not less than 30% water, by mass	1	1.1A	CARRIAGE PROHIBITED																	

UN No.	Name and description	Class	Classifi- cation code	Packing group	Labels	Special provi- sions	Limited and excepted quantities		Packaging			Portable tanks and bulk containers		RID Tanks		Transport category	Special provisions for carriage			Colis express (express parcels)	Hazard identi- fication No.
									Packing instructions	Special packing provisions	Mixed packing provi- sions	Instruc- tions	Special provi- sions	Tank code	Special provi- sions		Packages	Bulk	Loading, unloading and handling		
	3.1.2	2.2	2.2	2.1.1.3	5.2.2	3.3	3.4/3.5.1.2		4.1.4	4.1.4	4.1.10	4.2.5.2, 7.3.2	4.2.5.3	4.3	4.3.5, 6.8.4	1.1.3.1(c)	7.2.4	7.3.3	7.5.11	7.6	5.3.2.3
(1)	(2)	(3a)	(3b)	(4)	(5)	(6)	(7a)	(7b)	(8)	(9a)	(9b)	(10)	(11)	(12)	(13)	(15)	(16)	(17)	(18)	(19)	(20)
0114	GUANYLNITROSAMINO GUANYL- TETRAZENE (TETRAZENE), WETTED with not less than 30% water, or mixture of alcohol and water, by mass	1	1.1A	CARRIAGE PROHIBITED																	
0118	HEXOLITE (HEXOTOL), dry or wetted with less than 15% water, by mass	1	1.1D		1 (+13)		0	E0	P112a P112b P112c		MP20					1	W2 W3		CW1		1.1D
0121	IGNITERS	1	1.1G		1 (+13)		0	E0	P142		MP23					1	W2		CW1		1.1G
0124	JET PERFORATING GUNS, CHARGED, oil well, without detonator	1	1.1D		1 (+13)		0	E0	P101		MP21					1	W2		CW1		1.1D
0129	LEAD AZIDE, WETTED with not less than 20% water, or mixture of alcohol and water, by mass	1	1.1A	CARRIAGE PROHIBITED																	
0130	LEAD STYPHNATE (LEAD TRINITRORESORCINATE), WETTED with not less than 20% water, or mixture of alcohol and water, by mass	1	1.1A	CARRIAGE PROHIBITED																	
0131	LIGHTERS, FUSE	1	1.4S		1.4		0	E0	P142		MP23					4	W2		CW1	CE1	1.4S
0132	DEFLAGRATING METAL SALTS OF AROMATIC NITRODERIVATIVES, N.O.S.	1	1.3C		1 (+13)	274	0	E0	P114a P114b	PP26	MP2					1	W2 W3		CW1		1.3C
0133	MANNITOL HEXANITRATE (NITROMANNITE), WETTED with not less than 40% water, or mixture of alcohol and water, by mass	1	1.1D		1 (+15)	266	0	E0	P112a		MP20					1	W2		CW1		1.1D
0135	MERCURY FULMINATE, WETTED with not less than 20% water, or mixture of alcohol and water, by mass	1	1.1A	CARRIAGE PROHIBITED																	
0136	MINES with bursting charge	1	1.1F		1 (+13)		0	E0	P130		MP23					1	W2		CW1		1.1F
0137	MINES with bursting charge	1	1.1D		1 (+13)		0	E0	P130 LP101	PP67 L1	MP21					1	W2		CW1		1.1D
0138	MINES with bursting charge	1	1.2D		1		0	E0	P130 LP101	PP67 L1	MP21					1	W2		CW1		1.2D
0143	NITROGLYCERIN, DESENSITIZED with not less than 40% non-volatile water- insoluble phlegmatizer, by mass	1	1.1D		1+6.1 (+15)	266 271	0	E0	P115	PP53 PP54 PP57 PP58	MP20					1	W2		CW1 CW28		1.1D

UN No.	Name and description	Class	Classification code	Packing group	Labels	Special provisions	Limited and excepted quantities		Packaging			Portable tanks and bulk containers		RID Tanks		Transport category	Special provisions for carriage			Colis express (express parcels)	Hazard identification No.
									Packing instructions	Special packing provisions	Mixed packing provisions	Instructions	Special provisions	Tank code	Special provisions		Packages	Bulk	Loading, unloading and handling		
	3.1.2	2.2	2.2	2.1.1.3	5.2.2	3.3	3.4/3.5.1.2		4.1.4	4.1.4	4.1.10	4.2.5.2, 7.3.2	4.2.5.3	4.3	4.3.5, 6.8.4	1.1.3.1(c)	7.2.4	7.3.3	7.5.11	7.6	5.3.2.3
(1)	(2)	(3a)	(3b)	(4)	(5)	(6)	(7a)	(7b)	(8)	(9a)	(9b)	(10)	(11)	(12)	(13)	(15)	(16)	(17)	(18)	(19)	(20)
0144	NITROGLYCERIN SOLUTION IN ALCOHOL with more than 1% but not more than 10% nitroglycerin	1	1.1D		1 (+13)	358	0	E0	P115	PP45 PP55 PP56 PP59 PP60	MP20					1	W2		CW1		1.1D
0146	NITROSTARCH, dry or wetted with less than 20% water, by mass	1	1.1D		1 (+15)		0	E0	P112a P112b P112c		MP20					1	W2 W3		CW1		1.1D
0147	NITRO UREA	1	1.1D		1 (+13)		0	E0	P112b		MP20					1	W2 W3		CW1		1.1D
0150	PENTAERYTHRITOL TETRANITRATE (PENTAERYTHRITOL TETRANITRATE; PETN), WETTED with not less than 25% water, by mass, or DESENSITIZED with not less than 15% phlegmatizer, by mass	1	1.1D		1 (+15)	266	0	E0	P112a P112b		MP20					1	W2 W3		CW1		1.1D
0151	PENTOLITE, dry or wetted with less than 15% water, by mass	1	1.1D		1 (+13)		0	E0	P112a P112b P112c		MP20					1	W2 W3		CW1		1.1D
0153	TRINITROANILINE (PICRAMIDE)	1	1.1D		1 (+13)		0	E0	P112b P112c		MP20					1	W2 W3		CW1		1.1D
0154	TRINITROPHENOL (PICRIC ACID), dry or wetted with less than 30% water, by mass	1	1.1D		1 (+13)		0	E0	P112a P112b P112c	PP26	MP20					1	W2 W3		CW1		1.1D
0155	TRINITROCHLOROBENZENE (PICRYL CHLORIDE)	1	1.1D		1 (+13)		0	E0	P112b P112c		MP20					1	W2 W3		CW1		1.1D
0159	POWDER CAKE (POWDER PASTE), WETTED with not less than 25% water, by mass	1	1.3C		1 (+13)	266	0	E0	P111	PP43	MP20					1	W2		CW1		1.3C
0160	POWDER, SMOKELESS	1	1.1C		1 (+15)		0	E0	P114b	PP50 PP52	MP20 MP24					1	W2 W3		CW1		1.1C
0161	POWDER, SMOKELESS	1	1.3C		1 (+13)		0	E0	P114b	PP50 PP52	MP20 MP24					1	W2 W3		CW1		1.3C
0167	PROJECTILES with bursting charge	1	1.1F		1 (+13)		0	E0	P130		MP23					1	W2		CW1		1.1F
0168	PROJECTILES with bursting charge	1	1.1D		1 (+13)		0	E0	P130 LP101	PP67 L1	MP21					1	W2		CW1		1.1D
0169	PROJECTILES with bursting charge	1	1.2D		1		0	E0	P130 LP101	PP67 L1	MP21					1	W2		CW1		1.2D

UN No.	Name and description	Class	Classification code	Packing group	Labels	Special provisions	Limited and excepted quantities		Packaging			Portable tanks and bulk containers		RID Tanks		Transport category	Special provisions for carriage			Colis express (express parcels)	Hazard identification No.
									Packing instructions	Special packing provisions	Mixed packing provisions	Instructions	Special provisions	Tank code	Special provisions		Packages	Bulk	Loading, unloading and handling		
	3.1.2	2.2	2.2	2.1.1.3	5.2.2	3.3	3.4/3.5.1.2		4.1.4	4.1.4	4.1.10	4.2.5.2, 7.3.2	4.2.5.3	4.3	4.3.5, 6.8.4	1.1.3.1(c)	7.2.4	7.3.3	7.5.11	7.6	5.3.2.3
(1)	(2)	(3a)	(3b)	(4)	(5)	(6)	(7a)	(7b)	(8)	(9a)	(9b)	(10)	(11)	(12)	(13)	(15)	(16)	(17)	(18)	(19)	(20)
0171	AMMUNITION, ILLUMINATING with or without burster, expelling charge or propelling charge	1	1.2G		1		0	E0	P130 LP101	PP67 L1	MP23					1	W2		CW1		1.2G
0173	RELEASE DEVICES, EXPLOSIVE	1	1.4S		1.4		0	E0	P134 LP102		MP23					4	W2		CW1	CE1	1.4S
0174	RIVETS, EXPLOSIVE	1	1.4S		1.4		0	E0	P134 LP102		MP23					4	W2		CW1	CE1	1.4S
0180	ROCKETS with bursting charge	1	1.1F		1 (+13)		0	E0	P130		MP23					1	W2		CW1		1.1F
0181	ROCKETS with bursting charge	1	1.1E		1 (+13)		0	E0	P130 LP101	PP67 L1	MP21					1	W2		CW1		1.1E
0182	ROCKETS with bursting charge	1	1.2E		1		0	E0	P130 LP101	PP67 L1	MP21					1	W2		CW1		1.2E
0183	ROCKETS with inert head	1	1.3C		1		0	E0	P130 LP101	PP67 L1	MP22					1	W2		CW1		1.3C
0186	ROCKET MOTORS	1	1.3C		1		0	E0	P130 LP101	PP67 L1	MP22 MP24					1	W2		CW1		1.3C
0190	SAMPLES, EXPLOSIVE, other than initiating explosive	1				16 274	0	E0	P101		MP2					0	W2		CW1		
0191	SIGNAL DEVICES, HAND	1	1.4G		1.4		0	E0	P135		MP23 MP24					2	W2		CW1		1.4G
0192	SIGNALS, RAILWAY TRACK, EXPLOSIVE	1	1.1G		1 (+13)		0	E0	P135		MP23					1	W2		CW1		1.1G
0193	SIGNALS, RAILWAY TRACK, EXPLOSIVE	1	1.4S		1.4		0	E0	P135		MP23					4	W2		CW1	CE1	1.4S
0194	SIGNALS, DISTRESS, ship	1	1.1G		1 (+13)		0	E0	P135		MP23 MP24					1	W2		CW1		1.1G
0195	SIGNALS, DISTRESS, ship	1	1.3G		1		0	E0	P135		MP23 MP24					1	W2		CW1		1.3G
0196	SIGNALS, SMOKE	1	1.1G		1 (+13)		0	E0	P135		MP23					1	W2		CW1		1.1G
0197	SIGNALS, SMOKE	1	1.4G		1.4		0	E0	P135		MP23 MP24					2	W2		CW1		1.4G
0204	SOUNDING DEVICES, EXPLOSIVE	1	1.2F		1 (+13)		0	E0	P134 LP102		MP23					1	W2		CW1		1.2F
0207	TETRANITROANILINE	1	1.1D		1 (+13)		0	E0	P112b P112c		MP20					1	W2 W3		CW1		1.1D
0208	TRINITROPHENYLMETHYLNITRAMINE (TETRYL)	1	1.1D		1 (+15)		0	E0	P112b P112c		MP20					1	W2 W3		CW1		1.1D

UN No.	Name and description	Class	Classifi- cation code	Packing group	Labels	Special provi- sions	Limited and excepted quantities		Packaging			Portable tanks and bulk containers		RID Tanks		Transport category	Special provisions for carriage			Colis express (express parcels)	Hazard identi- fication No.
									Packing instructions	Special packing provisions	Mixed packing provi- sions	Instruc- tions	Special provi- sions	Tank code	Special provi- sions		Packages	Bulk	Loading, unloading and handling		
	3.1.2	2.2	2.2	2.1.1.3	5.2.2	3.3	3.4/3.5.1.2		4.1.4	4.1.4	4.1.10	4.2.5.2, 7.3.2	4.2.5.3	4.3	4.3.5, 6.8.4	1.1.3.1(c)	7.2.4	7.3.3	7.5.11	7.6	5.3.2.3
(1)	(2)	(3a)	(3b)	(4)	(5)	(6)	(7a)	(7b)	(8)	(9a)	(9b)	(10)	(11)	(12)	(13)	(15)	(16)	(17)	(18)	(19)	(20)
0209	TRINITROTOLUENE (TNT), dry or wetted with less than 30% water, by mass	1	1.1D		1 (+13)		0	E0	P112b P112c	PP46	MP20					1	W2 W3		CW1		1.1D
0212	TRACERS FOR AMMUNITION	1	1.3G		1		0	E0	P133	PP69	MP23					1	W2		CW1		1.3G
0213	TRINITROANISOLE	1	1.1D		1 (+13)		0	E0	P112b P112c		MP20					1	W2 W3		CW1		1.1D
0214	TRINITROBENZENE, dry or wetted with less than 30% water, by mass	1	1.1D		1 (+13)		0	E0	P112a P112b P112c		MP20					1	W2 W3		CW1		1.1D
0215	TRINITROBENZOIC ACID, dry or wetted with less than 30% water, by mass	1	1.1D		1 (+13)		0	E0	P112a P112b P112c		MP20					1	W2 W3		CW1		1.1D
0216	TRINITRO-m-CRESOL	1	1.1D		1 (+13)		0	E0	P112b P112c	PP26	MP20					1	W2 W3		CW1		1.1D
0217	TRINITRONAPHTHALENE	1	1.1D		1 (+13)		0	E0	P112b P112c		MP20					1	W2 W3		CW1		1.1D
0218	TRINITROPHENETOLE	1	1.1D		1 (+13)		0	E0	P112b P112c		MP20					1	W2 W3		CW1		1.1D
0219	TRINITRORESORCINOL (STYPHNIC ACID), dry or wetted with less than 20% water, or mixture of alcohol and water, by mass	1	1.1D		1 (+15)		0	E0	P112a P112b P112c	PP26	MP20					1	W2 W3		CW1		1.1D
0220	UREA NITRATE, dry or wetted with less than 20% water, by mass	1	1.1D		1 (+13)		0	E0	P112a P112b P112c		MP20					1	W2 W3		CW1		1.1D
0221	WARHEADS, TORPEDO with bursting charge	1	1.1D		1 (+13)		0	E0	P130 LP101	PP67 L1	MP21					1	W2		CW1		1.1D
0222	AMMONIUM NITRATE	1	1.1D		1 (+13)	370	0	E0	P112b P112c IBC100	PP47 B3 B17	MP20					1	W2 W3		CW1		1.1D
0224	BARIUM AZIDE, dry or wetted with less than 50% water, by mass	1	1.1A	CARRIAGE PROHIBITED																	
0225	BOOSTERS WITH DETONATOR	1	1.1B		1 (+13)		0	E0	P133	PP69	MP23					1	W2		CW1		1.1B
0226	CYCLOTETRAMETHYLENETETRA-NITRAMINE (HMX; OCTOGEN), WETTED with not less than 15% water, by mass	1	1.1D		1 (+15)	266	0	E0	P112a	PP45	MP20					1	W2		CW1		1.1D

UN No.	Name and description	Class	Classification code	Packing group	Labels	Special provisions	Limited and excepted quantities		Packaging			Portable tanks and bulk containers		RID Tanks		Transport category	Special provisions for carriage			Colis express (express parcels)	Hazard identification No.
									Packing instructions	Special packing provisions	Mixed packing provisions	Instructions	Special provisions	Tank code	Special provisions		Packages	Bulk	Loading, unloading and handling		
	3.1.2	2.2	2.2	2.1.1.3	5.2.2	3.3	3.4/3.5.1.2		4.1.4	4.1.4	4.1.10	4.2.5.2, 7.3.2	4.2.5.3	4.3	4.3.5, 6.8.4	1.1.3.1(c)	7.2.4	7.3.3	7.5.11	7.6	5.3.2.3
(1)	(2)	(3a)	(3b)	(4)	(5)	(6)	(7a)	(7b)	(8)	(9a)	(9b)	(10)	(11)	(12)	(13)	(15)	(16)	(17)	(18)	(19)	(20)
0234	SODIUM DINITRO- <i>o</i> -CRESOLATE, dry or wetted with less than 15% water, by mass	1	1.3C		1 (+13)		0	E0	P114a P114b	PP26	MP20					1	W2 W3		CW1		1.3C
0235	SODIUM PICRAMATE, dry or wetted with less than 20% water, by mass	1	1.3C		1 (+13)		0	E0	P114a P114b	PP26	MP20					1	W2 W3		CW1		1.3C
0236	ZIRCONIUM PICRAMATE, dry or wetted with less than 20% water, by mass	1	1.3C		1 (+13)		0	E0	P114a P114b	PP26	MP20					1	W2 W3		CW1		1.3C
0237	CHARGES, SHAPED, FLEXIBLE, LINEAR	1	1.4D		1.4		0	E0	P138		MP21					2	W2		CW1		1.4D
0238	ROCKETS, LINE-THROWING	1	1.2G		1		0	E0	P130		MP23 MP24					1	W2		CW1		1.2G
0240	ROCKETS, LINE-THROWING	1	1.3G		1		0	E0	P130		MP23 MP24					1	W2		CW1		1.3G
0241	EXPLOSIVE, BLASTING, TYPE E	1	1.1D		1 (+13)	617	0	E0	P116 IBC100	PP61 PP62 B10	MP20					1	W2 W12		CW1		1.1D
0242	CHARGES, PROPELLING, FOR CANNON	1	1.3C		1		0	E0	P130		MP22					1	W2		CW1		1.3C
0243	AMMUNITION, INCENDIARY, WHITE PHOSPHORUS with burster, expelling charge or propelling charge	1	1.2H		1 (+13)		0	E0	P130 LP101	PP67 L1	MP23					1	W2		CW1		1.2H
0244	AMMUNITION, INCENDIARY, WHITE PHOSPHORUS with burster, expelling charge or propelling charge	1	1.3H		1 (+13)		0	E0	P130 LP101	PP67 L1	MP23					1	W2		CW1		1.3H
0245	AMMUNITION, SMOKE, WHITE PHOSPHORUS with burster, expelling charge or propelling charge	1	1.2H		1 (+13)		0	E0	P130 LP101	PP67 L1	MP23					1	W2		CW1		1.2H
0246	AMMUNITION, SMOKE, WHITE PHOSPHORUS with burster, expelling charge or propelling charge	1	1.3H		1 (+13)		0	E0	P130 LP101	PP67 L1	MP23					1	W2		CW1		1.3H
0247	AMMUNITION, INCENDIARY, liquid or gel, with burster, expelling charge or propelling charge	1	1.3J		1 (+13)		0	E0	P101		MP23					1	W2		CW1		1.3J
0248	CONTRIVANCES, WATER-ACTIVATED with burster, expelling charge or propelling charge	1	1.2L		1 (+13)	274	0	E0	P144	PP77	MP1					0	W2		CW1 CW4		1.2L

UN No.	Name and description	Class	Classification code	Packing group	Labels	Special provisions	Limited and excepted quantities		Packaging			Portable tanks and bulk containers		RID Tanks		Transport category	Special provisions for carriage			Colis express (express parcels)	Hazard identification No.
									Packing instructions	Special packing provisions	Mixed packing provisions	Instructions	Special provisions	Tank code	Special provisions		Packages	Bulk	Loading, unloading and handling		
	3.1.2	2.2	2.2	2.1.1.3	5.2.2	3.3	3.4/3.5.1.2		4.1.4	4.1.4	4.1.10	4.2.5.2, 7.3.2	4.2.5.3	4.3	4.3.5, 6.8.4	1.1.3.1(c)	7.2.4	7.3.3	7.5.11	7.6	5.3.2.3
(1)	(2)	(3a)	(3b)	(4)	(5)	(6)	(7a)	(7b)	(8)	(9a)	(9b)	(10)	(11)	(12)	(13)	(15)	(16)	(17)	(18)	(19)	(20)
0249	CONTRIVANCES, WATER-ACTIVATED with burster, expelling charge or propelling charge	1	1.3L		1 (+13)	274	0	E0	P144	PP77	MP1					0	W2		CW1 CW4		1.3L
0250	ROCKET MOTORS WITH HYPERGOLIC LIQUIDS with or without expelling charge	1	1.3L		1 (+13)		0	E0	P101		MP1					0	W2		CW1 CW4		1.3L
0254	AMMUNITION, ILLUMINATING with or without burster, expelling charge or propelling charge	1	1.3G		1		0	E0	P130 LP101	PP67 L1	MP23					1	W2		CW1		1.3G
0255	DETONATORS, ELECTRIC for blasting	1	1.4B		1.4		0	E0	P131		MP23					2	W2		CW1		1.4B
0257	FUZES, DETONATING	1	1.4B		1.4		0	E0	P141		MP23					2	W2		CW1		1.4B
0266	OCTOLITE (OCTOL), dry or wetted with less than 15% water, by mass	1	1.1D		1 (+13)		0	E0	P112a P112b P112c		MP20					1	W2 W3		CW1		1.1D
0267	DETONATORS, NON-ELECTRIC for blasting	1	1.4B		1.4		0	E0	P131	PP68	MP23					2	W2		CW1		1.4B
0268	BOOSTERS WITH DETONATOR	1	1.2B		1 (+13)		0	E0	P133	PP69	MP23					1	W2		CW1		1.2B
0271	CHARGES, PROPELLING	1	1.1C		1 (+13)		0	E0	P143	PP76	MP22					1	W2		CW1		1.1C
0272	CHARGES, PROPELLING	1	1.3C		1		0	E0	P143	PP76	MP22					1	W2		CW1		1.3C
0275	CARTRIDGES, POWER DEVICE	1	1.3C		1		0	E0	P134 LP102		MP22					1	W2		CW1		1.3C
0276	CARTRIDGES, POWER DEVICE	1	1.4C		1.4		0	E0	P134 LP102		MP22					2	W2		CW1		1.4C
0277	CARTRIDGES, OIL WELL	1	1.3C		1		0	E0	P134 LP102		MP22					1	W2		CW1		1.3C
0278	CARTRIDGES, OIL WELL	1	1.4C		1.4		0	E0	P134 LP102		MP22					2	W2		CW1		1.4C
0279	CHARGES, PROPELLING, FOR CANNON	1	1.1C		1 (+13)		0	E0	P130		MP22					1	W2		CW1		1.1C
0280	ROCKET MOTORS	1	1.1C		1 (+13)		0	E0	P130 LP101	PP67 L1	MP22					1	W2		CW1		1.1C
0281	ROCKET MOTORS	1	1.2C		1		0	E0	P130 LP101	PP67 L1	MP22					1	W2		CW1		1.2C
0282	NITROGUANIDINE (PICRITE), dry or wetted with less than 20% water, by mass	1	1.1D		1 (+13)		0	E0	P112a P112b P112c		MP20					1	W2 W3		CW1		1.1D

UN No.	Name and description	Class	Classification code	Packing group	Labels	Special provisions	Limited and excepted quantities		Packaging			Portable tanks and bulk containers		RID Tanks		Transport category	Special provisions for carriage			Colis express (express parcels)	Hazard identification No.
									Packing instructions	Special packing provisions	Mixed packing provisions	Instructions	Special provisions	Tank code	Special provisions		Packages	Bulk	Loading, unloading and handling		
	3.1.2	2.2	2.2	2.1.1.3	5.2.2	3.3	3.4/3.5.1.2		4.1.4	4.1.4	4.1.10	4.2.5.2, 7.3.2	4.2.5.3	4.3	4.3.5, 6.8.4	1.1.3.1(c)	7.2.4	7.3.3	7.5.11	7.6	5.3.2.3
(1)	(2)	(3a)	(3b)	(4)	(5)	(6)	(7a)	(7b)	(8)	(9a)	(9b)	(10)	(11)	(12)	(13)	(15)	(16)	(17)	(18)	(19)	(20)
0283	BOOSTERS without detonator	1	1.2D		1		0	E0	P132a P132b		MP21					1	W2		CW1		1.2D
0284	GRENADES, hand or rifle, with bursting charge	1	1.1D		1 (+13)		0	E0	P141		MP21					1	W2		CW1		1.1D
0285	GRENADES, hand or rifle, with bursting charge	1	1.2D		1		0	E0	P141		MP21					1	W2		CW1		1.2D
0286	WARHEADS, ROCKET with bursting charge	1	1.1D		1 (+13)		0	E0	P130 LP101	PP67 L1	MP21					1	W2		CW1		1.1D
0287	WARHEADS, ROCKET with bursting charge	1	1.2D		1		0	E0	P130 LP101	PP67 L1	MP21					1	W2		CW1		1.2D
0288	CHARGES, SHAPED, FLEXIBLE, LINEAR	1	1.1D		1 (+13)		0	E0	P138		MP21					1	W2		CW1		1.1D
0289	CORD, DETONATING, flexible	1	1.4D		1.4		0	E0	P139	PP71 PP72	MP21					2	W2		CW1		1.4D
0290	CORD (FUSE), DETONATING, metal clad	1	1.1D		1 (+13)		0	E0	P139	PP71	MP21					1	W2		CW1		1.1D
0291	BOMBS with bursting charge	1	1.2F		1 (+13)		0	E0	P130		MP23					1	W2		CW1		1.2F
0292	GRENADES, hand or rifle, with bursting charge	1	1.1F		1 (+13)		0	E0	P141		MP23					1	W2		CW1		1.1F
0293	GRENADES, hand or rifle, with bursting charge	1	1.2F		1 (+13)		0	E0	P141		MP23					1	W2		CW1		1.2F
0294	MINES with bursting charge	1	1.2F		1 (+13)		0	E0	P130		MP23					1	W2		CW1		1.2F
0295	ROCKETS with bursting charge	1	1.2F		1 (+13)		0	E0	P130		MP23					1	W2		CW1		1.2F
0296	SOUNDING DEVICES, EXPLOSIVE	1	1.1F		1 (+13)		0	E0	P134 LP102		MP23					1	W2		CW1		1.1F
0297	AMMUNITION, ILLUMINATING with or without burster, expelling charge or propelling charge	1	1.4G		1.4		0	E0	P130 LP101	PP67 L1	MP23					2	W2		CW1		1.4G
0299	BOMBS, PHOTO-FLASH	1	1.3G		1		0	E0	P130 LP101	PP67 L1	MP23					1	W2		CW1		1.3G
0300	AMMUNITION, INCENDIARY with or without burster, expelling charge or propelling charge	1	1.4G		1.4		0	E0	P130 LP101	PP67 L1	MP23					2	W2		CW1		1.4G
0301	AMMUNITION, TEAR-PRODUCING with burster, expelling charge or propelling charge	1	1.4G		1.4+6.1+8		0	E0	P130 LP101	PP67 L1	MP23					2	W2		CW1 CW28		1.4G

UN No.	Name and description	Class	Classification code	Packing group	Labels	Special provisions	Limited and excepted quantities		Packaging			Portable tanks and bulk containers		RID Tanks		Transport category	Special provisions for carriage			Colis express (express parcels)	Hazard identification No.
									Packing instructions	Special packing provisions	Mixed packing provisions	Instructions	Special provisions	Tank code	Special provisions		Packages	Bulk	Loading, unloading and handling		
	3.1.2	2.2	2.2	2.1.1.3	5.2.2	3.3	3.4/3.5.1.2		4.1.4	4.1.4	4.1.10	4.2.5.2, 7.3.2	4.2.5.3	4.3	4.3.5, 6.8.4	1.1.3.1(c)	7.2.4	7.3.3	7.5.11	7.6	5.3.2.3
(1)	(2)	(3a)	(3b)	(4)	(5)	(6)	(7a)	(7b)	(8)	(9a)	(9b)	(10)	(11)	(12)	(13)	(15)	(16)	(17)	(18)	(19)	(20)
0303	AMMUNITION, SMOKE with or without burster, expelling charge or propelling charge	1	1.4G		1.4		0	E0	P130 LP101	PP67 L1	MP23					2	W2		CW1		1.4G
0303	AMMUNITION, SMOKE with or without burster, expelling charge or propelling charge, containing corrosive substances	1	1.4G		1.4+8		0	E0	P130 LP101	PP67 L1	MP23					2	W2		CW1		1.4G
0303	AMMUNITION, SMOKE with or without burster, expelling charge or propelling charge, containing toxic by inhalation substances	1	1.4G		1.4+6.1		0	E0	P130 LP101	PP67 L1	MP23					2	W2		CW1 CW28		1.4G
0305	FLASH POWDER	1	1.3G		1		0	E0	P113	PP49	MP20					1	W2 W3		CW1		1.3G
0306	TRACERS FOR AMMUNITION	1	1.4G		1.4		0	E0	P133	PP69	MP23					2	W2		CW1		1.4G
0312	CARTRIDGES, SIGNAL	1	1.4G		1.4		0	E0	P135		MP23 MP24					2	W2		CW1		1.4G
0313	SIGNALS, SMOKE	1	1.2G		1		0	E0	P135		MP23					1	W2		CW1		1.2G
0314	IGNITERS	1	1.2G		1		0	E0	P142		MP23					1	W2		CW1		1.2G
0315	IGNITERS	1	1.3G		1		0	E0	P142		MP23					1	W2		CW1		1.3G
0316	FUZES, IGNITING	1	1.3G		1		0	E0	P141		MP23					1	W2		CW1		1.3G
0317	FUZES, IGNITING	1	1.4G		1.4		0	E0	P141		MP23					2	W2		CW1		1.4G
0318	GRENADERS, PRACTICE, hand or rifle	1	1.3G		1		0	E0	P141		MP23					1	W2		CW1		1.3G
0319	PRIMERS, TUBULAR	1	1.3G		1		0	E0	P133		MP23					1	W2		CW1		1.3G
0320	PRIMERS, TUBULAR	1	1.4G		1.4		0	E0	P133		MP23					2	W2		CW1		1.4G
0321	CARTRIDGES FOR WEAPONS with bursting charge	1	1.2E		1		0	E0	P130 LP101	PP67 L1	MP21					1	W2		CW1		1.2E
0322	ROCKET MOTORS WITH HYPERGOLIC LIQUIDS with or without expelling charge	1	1.2L		1 (+13)		0	E0	P101		MP1					0	W2		CW1 CW4		1.2L
0323	CARTRIDGES, POWER DEVICE	1	1.4S		1.4	347	0	E0	P134 LP102		MP23					4	W2		CW1	CE1	1.4S
0324	PROJECTILES with bursting charge	1	1.2F		1 (+13)		0	E0	P130		MP23					1	W2		CW1		1.2F
0325	IGNITERS	1	1.4G		1.4		0	E0	P142		MP23					2	W2		CW1		1.4G
0326	CARTRIDGES FOR WEAPONS, BLANK	1	1.1C		1 (+13)		0	E0	P130		MP22					1	W2		CW1		1.1C
0327	CARTRIDGES FOR WEAPONS, BLANK or CARTRIDGES, SMALL ARMS, BLANK	1	1.3C		1		0	E0	P130		MP22					1	W2		CW1		1.3C
0328	CARTRIDGES FOR WEAPONS, INERT PROJECTILE	1	1.2C		1		0	E0	P130 LP101	PP67 L1	MP22					1	W2		CW1		1.2C

UN No.	Name and description	Class	Classification code	Packing group	Labels	Special provisions	Limited and excepted quantities		Packaging			Portable tanks and bulk containers		RID Tanks		Transport category	Special provisions for carriage			Colis express (express parcels)	Hazard identification No.
									Packing instructions	Special packing provisions	Mixed packing provisions	Instructions	Special provisions	Tank code	Special provisions		Packages	Bulk	Loading, unloading and handling		
	3.1.2	2.2	2.2	2.1.1.3	5.2.2	3.3	3.4/3.5.1.2		4.1.4	4.1.4	4.1.10	4.2.5.2, 7.3.2	4.2.5.3	4.3	4.3.5, 6.8.4	1.1.3.1(c)	7.2.4	7.3.3	7.5.11	7.6	5.3.2.3
(1)	(2)	(3a)	(3b)	(4)	(5)	(6)	(7a)	(7b)	(8)	(9a)	(9b)	(10)	(11)	(12)	(13)	(15)	(16)	(17)	(18)	(19)	(20)
0329	TORPEDOES with bursting charge	1	1.1E		1 (+13)		0	E0	P130 LP101	PP67 L1	MP21					1	W2		CW1		1.1E
0330	TORPEDOES with bursting charge	1	1.1F		1 (+13)		0	E0	P130		MP23					1	W2		CW1		1.1F
0331	EXPLOSIVE, BLASTING, TYPE B (AGENT, BLASTING, TYPE B)	1	1.5D		1.5	617	0	E0	P116	PP61 PP62 PP64	MP20	T1	TP1 TP17 TP32			1	W2 W12		CW1		1.5D
0332	EXPLOSIVE, BLASTING, TYPE E (AGENT, BLASTING, TYPE E)	1	1.5D		1.5	617	0	E0	P116 IBC100	PP61 PP62	MP20	T1	TP1 TP17 TP32			1	W2 W12		CW1		1.5D
0333	FIREWORKS	1	1.1G		1 (+13)	645	0	E0	P135		MP23 MP24					1	W2 W3		CW1		1.1G
0334	FIREWORKS	1	1.2G		1	645	0	E0	P135		MP23 MP24					1	W2 W3		CW1		1.2G
0335	FIREWORKS	1	1.3G		1	645	0	E0	P135		MP23 MP24					1	W2 W3		CW1		1.3G
0336	FIREWORKS	1	1.4G		1.4	645	0	E0	P135		MP23 MP24					2	W2		CW1	CE1	1.4G
0337	FIREWORKS	1	1.4S		1.4	645	0	E0	P135		MP23 MP24					4	W2		CW1	CE1	1.4S
0338	CARTRIDGES FOR WEAPONS, BLANK or CARTRIDGES, SMALL ARMS, BLANK	1	1.4C		1.4		0	E0	P130		MP22					2	W2		CW1		1.4C
0339	CARTRIDGES FOR WEAPONS, INERT PROJECTILE or CARTRIDGES, SMALL ARMS	1	1.4C		1.4		0	E0	P130		MP22					2	W2		CW1		1.4C
0340	NITROCELLULOSE, dry or wetted with less than 25% water (or alcohol), by mass	1	1.1D		1 (+15)		0	E0	P112a P112b		MP20					1	W2 W3		CW1		1.1D
0341	NITROCELLULOSE, unmodified or plasticized with less than 18% plasticizing substance, by mass	1	1.1D		1 (+15)		0	E0	P112b		MP20					1	W2 W3		CW1		1.1D
0342	NITROCELLULOSE, WETTED with not less than 25% alcohol, by mass	1	1.3C		1 (+13)	105	0	E0	P114a	PP43	MP20					1	W2		CW1		1.3C
0343	NITROCELLULOSE, PLASTICIZED with not less than 18% plasticizing substance, by mass	1	1.3C		1 (+13)	105	0	E0	P111		MP20					1	W2		CW1		1.3C

UN No.	Name and description	Class	Classification code	Packing group	Labels	Special provisions	Limited and excepted quantities		Packaging			Portable tanks and bulk containers		RID Tanks		Transport category	Special provisions for carriage			Colis express (express parcels)	Hazard identification No.
									Packing instructions	Special packing provisions	Mixed packing provisions	Instructions	Special provisions	Tank code	Special provisions		Packages	Bulk	Loading, unloading and handling		
	3.1.2	2.2	2.2	2.1.1.3	5.2.2	3.3	3.4/3.5.1.2		4.1.4	4.1.4	4.1.10	4.2.5.2, 7.3.2	4.2.5.3	4.3	4.3.5, 6.8.4	1.1.3.1(c)	7.2.4	7.3.3	7.5.11	7.6	5.3.2.3
(1)	(2)	(3a)	(3b)	(4)	(5)	(6)	(7a)	(7b)	(8)	(9a)	(9b)	(10)	(11)	(12)	(13)	(15)	(16)	(17)	(18)	(19)	(20)
0344	PROJECTILES with bursting charge	1	1.4D		1.4		0	E0	P130 LP101	PP67 L1	MP21					2	W2		CW1		1.4D
0345	PROJECTILES, inert with tracer	1	1.4S		1.4		0	E0	P130 LP101	PP67 L1	MP23					4	W2		CW1	CE1	1.4S
0346	PROJECTILES with burster or expelling charge	1	1.2D		1		0	E0	P130 LP101	PP67 L1	MP21					1	W2		CW1		1.2D
0347	PROJECTILES with burster or expelling charge	1	1.4D		1.4		0	E0	P130 LP101	PP67 L1	MP21					2	W2		CW1		1.4D
0348	CARTRIDGES FOR WEAPONS with bursting charge	1	1.4F		1.4		0	E0	P130		MP23					2	W2		CW1		1.4F
0349	ARTICLES, EXPLOSIVE, N.O.S.	1	1.4S		1.4	178 274 347	0	E0	P101		MP2					4	W2		CW1	CE1	1.4S
0350	ARTICLES, EXPLOSIVE, N.O.S.	1	1.4B		1.4	178 274	0	E0	P101		MP2					2	W2		CW1		1.4B
0351	ARTICLES, EXPLOSIVE, N.O.S.	1	1.4C		1.4	178 274	0	E0	P101		MP2					2	W2		CW1		1.4C
0352	ARTICLES, EXPLOSIVE, N.O.S.	1	1.4D		1.4	178 274	0	E0	P101		MP2					2	W2		CW1		1.4D
0353	ARTICLES, EXPLOSIVE, N.O.S.	1	1.4G		1.4	178 274	0	E0	P101		MP2					2	W2		CW1		1.4G
0354	ARTICLES, EXPLOSIVE, N.O.S.	1	1.1L		1 (+13)	178 274	0	E0	P101		MP1					0	W2		CW1 CW4		1.1L
0355	ARTICLES, EXPLOSIVE, N.O.S.	1	1.2L		1 (+13)	178 274	0	E0	P101		MP1					0	W2		CW1 CW4		1.2L
0356	ARTICLES, EXPLOSIVE, N.O.S.	1	1.3L		1 (+13)	178 274	0	E0	P101		MP1					0	W2		CW1 CW4		1.3L
0357	SUBSTANCES, EXPLOSIVE, N.O.S.	1	1.1L		1 (+13)	178 274	0	E0	P101		MP1					0	W2		CW1 CW4		1.1L
0358	SUBSTANCES, EXPLOSIVE, N.O.S.	1	1.2L		1 (+13)	178 274	0	E0	P101		MP1					0	W2		CW1 CW4		1.2L
0359	SUBSTANCES, EXPLOSIVE, N.O.S.	1	1.3L		1 (+13)	178 274	0	E0	P101		MP1					0	W2		CW1 CW4		1.3L
0360	DETONATOR ASSEMBLIES, NON-ELECTRIC for blasting	1	1.1B		1 (+13)		0	E0	P131		MP23					1	W2		CW1		1.1B
0361	DETONATOR ASSEMBLIES, NON-ELECTRIC for blasting	1	1.4B		1.4		0	E0	P131		MP23					2	W2		CW1		1.4B

UN No.	Name and description	Class	Classification code	Packing group	Labels	Special provisions	Limited and excepted quantities		Packaging			Portable tanks and bulk containers		RID Tanks		Transport category	Special provisions for carriage			Colis express (express parcels)	Hazard identification No.
									Packing instructions	Special packing provisions	Mixed packing provisions	Instructions	Special provisions	Tank code	Special provisions		Packages	Bulk	Loading, unloading and handling		
	3.1.2	2.2	2.2	2.1.1.3	5.2.2	3.3	3.4/3.5.1.2		4.1.4	4.1.4	4.1.10	4.2.5.2, 7.3.2	4.2.5.3	4.3	4.3.5, 6.8.4	1.1.3.1(c)	7.2.4	7.3.3	7.5.11	7.6	5.3.2.3
(1)	(2)	(3a)	(3b)	(4)	(5)	(6)	(7a)	(7b)	(8)	(9a)	(9b)	(10)	(11)	(12)	(13)	(15)	(16)	(17)	(18)	(19)	(20)
0362	AMMUNITION, PRACTICE	1	1.4G		1.4		0	E0	P130 LP101	PP67 L1	MP23					2	W2		CW1		1.4G
0363	AMMUNITION, PROOF	1	1.4G		1.4		0	E0	P130 LP101	PP67 L1	MP23					2	W2		CW1		1.4G
0364	DETONATORS FOR AMMUNITION	1	1.2B		1 (+13)		0	E0	P133		MP23					1	W2		CW1		1.2B
0365	DETONATORS FOR AMMUNITION	1	1.4B		1.4		0	E0	P133		MP23					2	W2		CW1		1.4B
0366	DETONATORS FOR AMMUNITION	1	1.4S		1.4	347	0	E0	P133		MP23					4	W2		CW1	CE1	1.4S
0367	FUZES, DETONATING	1	1.4S		1.4	347	0	E0	P141		MP23					4	W2		CW1	CE1	1.4S
0368	FUZES, IGNITING	1	1.4S		1.4		0	E0	P141		MP23					4	W2		CW1	CE1	1.4S
0369	WARHEADS, ROCKET with bursting charge	1	1.1F		1 (+13)		0	E0	P130		MP23					1	W2		CW1		1.1F
0370	WARHEADS, ROCKET with burster or expelling charge	1	1.4D		1.4		0	E0	P130 LP101	PP67 L1	MP21					2	W2		CW1		1.4D
0371	WARHEADS, ROCKET with burster or expelling charge	1	1.4F		1.4		0	E0	P130		MP23					2	W2		CW1		1.4F
0372	GRENADES, PRACTICE, hand or rifle	1	1.2G		1		0	E0	P141		MP23					1	W2		CW1		1.2G
0373	SIGNAL DEVICES, HAND	1	1.4S		1.4		0	E0	P135		MP23 MP24					4	W2		CW1	CE1	1.4S
0374	SOUNDING DEVICES, EXPLOSIVE	1	1.1D		1 (+13)		0	E0	P134 LP102		MP21					1	W2		CW1		1.1D
0375	SOUNDING DEVICES, EXPLOSIVE	1	1.2D		1		0	E0	P134 LP102		MP21					1	W2		CW1		1.2D
0376	PRIMERS, TUBULAR	1	1.4S		1.4		0	E0	P133		MP23					4	W2		CW1	CE1	1.4S
0377	PRIMERS, CAP TYPE	1	1.1B		1 (+13)		0	E0	P133		MP23					1	W2		CW1		1.1B
0378	PRIMERS, CAP TYPE	1	1.4B		1.4		0	E0	P133		MP23					2	W2		CW1		1.4B
0379	CASES, CARTRIDGE, EMPTY, WITH PRIMER	1	1.4C		1.4		0	E0	P136		MP22					2	W2		CW1		1.4C
0380	ARTICLES, PYROPHORIC	1	1.2L		1 (+13)		0	E0	P101		MP1					0	W2		CW1 CW4		1.2L
0381	CARTRIDGES, POWER DEVICE	1	1.2C		1		0	E0	P134 LP102		MP22					1	W2		CW1		1.2C
0382	COMPONENTS, EXPLOSIVE TRAIN, N.O.S.	1	1.2B		1 (+13)	178 274	0	E0	P101		MP2					1	W2		CW1		1.2B
0383	COMPONENTS, EXPLOSIVE TRAIN, N.O.S.	1	1.4B		1.4	178 274	0	E0	P101		MP2					2	W2		CW1		1.4B

UN No.	Name and description	Class	Classification code	Packing group	Labels	Special provisions	Limited and excepted quantities		Packaging			Portable tanks and bulk containers		RID Tanks		Transport category	Special provisions for carriage			Colis express (express parcels)	Hazard identification No.
									Packing instructions	Special packing provisions	Mixed packing provisions	Instructions	Special provisions	Tank code	Special provisions		Packages	Bulk	Loading, unloading and handling		
	3.1.2	2.2	2.2	2.1.1.3	5.2.2	3.3	3.4/3.5.1.2		4.1.4	4.1.4	4.1.10	4.2.5.2, 7.3.2	4.2.5.3	4.3	4.3.5, 6.8.4	1.1.3.1(c)	7.2.4	7.3.3	7.5.11	7.6	5.3.2.3
(1)	(2)	(3a)	(3b)	(4)	(5)	(6)	(7a)	(7b)	(8)	(9a)	(9b)	(10)	(11)	(12)	(13)	(15)	(16)	(17)	(18)	(19)	(20)
0384	COMPONENTS, EXPLOSIVE TRAIN, N.O.S.	1	1.4S		1.4	178 274 347	0	E0	P101		MP2					4	W2		CW1	CE1	1.4S
0385	5-NITROBENZOTRIAZOL	1	1.1D		1 (+13)		0	E0	P112b P112c		MP20					1	W2 W3		CW1		1.1D
0386	TRINITROBENZENESULPHONIC ACID	1	1.1D		1 (+13)		0	E0	P112b P112c	PP26	MP20					1	W2 W3		CW1		1.1D
0387	TRINITROFLUORENONE	1	1.1D		1 (+13)		0	E0	P112b P112c		MP20					1	W2 W3		CW1		1.1D
0388	TRINITROTOLUENE (TNT) AND TRINITROBENZENE MIXTURE or TRINITROTOLUENE (TNT) AND HEXANITROSTILBENE MIXTURE	1	1.1D		1 (+13)		0	E0	P112b P112c		MP20					1	W2 W3		CW1		1.1D
0389	TRINITROTOLUENE (TNT) MIXTURE CONTAINING TRINITROBENZENE AND HEXANITROSTILBENE	1	1.1D		1 (+13)		0	E0	P112b P112c		MP20					1	W2 W3		CW1		1.1D
0390	TRITONAL	1	1.1D		1 (+13)		0	E0	P112b P112c		MP20					1	W2 W3		CW1		1.1D
0391	CYCLOTRIMETHYLENETRINITRAMINE (CYCLONITE; HEXOGEN; RDX) AND CYCLOTETRAMETHYLENETETRA-NITRAMINE (HMX; OCTOGEN) MIXTURE, WETTED with not less than 15% water, by mass or DESENSITIZED with not less than 10% phlegmatizer by mass	1	1.1D		1 (+15)	266	0	E0	P112a P112b		MP20					1	W2 W3		CW1		1.1D
0392	HEXANITROSTILBENE	1	1.1D		1 (+13)		0	E0	P112b P112c		MP20					1	W2 W3		CW1		1.1D
0393	HEXOTONAL	1	1.1D		1 (+13)		0	E0	P112b		MP20					1	W2 W3		CW1		1.1D
0394	TRINITRORESORCINOL (STYPHNIC ACID), WETTED with not less than 20% water, or mixture of alcohol and water, by mass	1	1.1D		1 (+15)		0	E0	P112a	PP26	MP20					1	W2		CW1		1.1D
0395	ROCKET MOTORS, LIQUID FUELLED	1	1.2J		1 (+13)		0	E0	P101		MP23					1	W2		CW1		1.2J
0396	ROCKET MOTORS, LIQUID FUELLED	1	1.3J		1 (+13)		0	E0	P101		MP23					1	W2		CW1		1.3J

UN No.	Name and description	Class	Classification code	Packing group	Labels	Special provisions	Limited and excepted quantities		Packaging			Portable tanks and bulk containers		RID Tanks		Transport category	Special provisions for carriage			Colis express (express parcels)	Hazard identification No.
									Packing instructions	Special packing provisions	Mixed packing provisions	Instructions	Special provisions	Tank code	Special provisions		Packages	Bulk	Loading, unloading and handling		
	3.1.2	2.2	2.2	2.1.1.3	5.2.2	3.3	3.4/3.5.1.2		4.1.4	4.1.4	4.1.10	4.2.5.2, 7.3.2	4.2.5.3	4.3	4.3.5, 6.8.4	1.1.3.1(c)	7.2.4	7.3.3	7.5.11	7.6	5.3.2.3
(1)	(2)	(3a)	(3b)	(4)	(5)	(6)	(7a)	(7b)	(8)	(9a)	(9b)	(10)	(11)	(12)	(13)	(15)	(16)	(17)	(18)	(19)	(20)
0397	ROCKETS, LIQUID FUELLED with bursting charge	1	1.1J		1 (+13)		0	E0	P101		MP23					1	W2		CW1		1.1J
0398	ROCKETS, LIQUID FUELLED with bursting charge	1	1.2J		1 (+13)		0	E0	P101		MP23					1	W2		CW1		1.2J
0399	BOMBS WITH FLAMMABLE LIQUID with bursting charge	1	1.1J		1 (+13)		0	E0	P101		MP23					1	W2		CW1		1.1J
0400	BOMBS WITH FLAMMABLE LIQUID with bursting charge	1	1.2J		1 (+13)		0	E0	P101		MP23					1	W2		CW1		1.2J
0401	DIPICRYL SULPHIDE, dry or wetted with less than 10% water, by mass	1	1.1D		1 (+13)		0	E0	P112a P112b P112c		MP20					1	W2 W3		CW1		1.1D
0402	AMMONIUM PERCHLORATE	1	1.1D		1 (+13)	152	0	E0	P112b P112c		MP20					1	W2 W3		CW1		1.1D
0403	FLARES, AERIAL	1	1.4G		1.4		0	E0	P135		MP23					2	W2		CW1		1.4G
0404	FLARES, AERIAL	1	1.4S		1.4		0	E0	P135		MP23					4	W2		CW1	CE1	1.4S
0405	CARTRIDGES, SIGNAL	1	1.4S		1.4		0	E0	P135		MP23 MP24					4	W2		CW1	CE1	1.4S
0406	DINITROSOBENZENE	1	1.3C		1 (+13)		0	E0	P114b		MP20					1	W2 W3		CW1		1.3C
0407	TETRAZOL-1-ACETIC ACID	1	1.4C		1.4		0	E0	P114b		MP20					2	W2		CW1		1.4C
0408	FUZES, DETONATING with protective features	1	1.1D		1 (+13)		0	E0	P141		MP21					1	W2		CW1		1.1D
0409	FUZES, DETONATING with protective features	1	1.2D		1		0	E0	P141		MP21					1	W2		CW1		1.2D
0410	FUZES, DETONATING with protective features	1	1.4D		1.4		0	E0	P141		MP21					2	W2		CW1		1.4D
0411	PENTAERYTHRITOL TETRANITRATE (PETN) with not less than 7% wax, by mass	1	1.1D		1 (+15)	131	0	E0	P112b P112c		MP20					1	W2 W3		CW1		1.1D
0412	CARTRIDGES FOR WEAPONS with bursting charge	1	1.4E		1.4		0	E0	P130 LP101	PP67 L1	MP21					2	W2		CW1		1.4E
0413	CARTRIDGES FOR WEAPONS, BLANK	1	1.2C		1		0	E0	P130		MP22					1	W2		CW1		1.2C
0414	CHARGES, PROPELLING, FOR CANNON	1	1.2C		1		0	E0	P130		MP22					1	W2		CW1		1.2C
0415	CHARGES, PROPELLING	1	1.2C		1		0	E0	P143	PP76	MP22					1	W2		CW1		1.2C

UN No.	Name and description	Class	Classification code	Packing group	Labels	Special provisions	Limited and excepted quantities		Packaging			Portable tanks and bulk containers		RID Tanks		Transport category	Special provisions for carriage			Colis express (express parcels)	Hazard identification No.
									Packing instructions	Special packing provisions	Mixed packing provisions	Instructions	Special provisions	Tank code	Special provisions		Packages	Bulk	Loading, unloading and handling		
	3.1.2	2.2	2.2	2.1.1.3	5.2.2	3.3	3.4/3.5.1.2		4.1.4	4.1.4	4.1.10	4.2.5.2, 7.3.2	4.2.5.3	4.3	4.3.5, 6.8.4	1.1.3.1(c)	7.2.4	7.3.3	7.5.11	7.6	5.3.2.3
(1)	(2)	(3a)	(3b)	(4)	(5)	(6)	(7a)	(7b)	(8)	(9a)	(9b)	(10)	(11)	(12)	(13)	(15)	(16)	(17)	(18)	(19)	(20)
0417	CARTRIDGES FOR WEAPONS, INERT PROJECTILE or CARTRIDGES, SMALL ARMS	1	1.3C		1		0	E0	P130		MP22					1	W2		CW1		1.3C
0418	FLARES, SURFACE	1	1.1G		1 (+13)		0	E0	P135		MP23					1	W2		CW1		1.1G
0419	FLARES, SURFACE	1	1.2G		1		0	E0	P135		MP23					1	W2		CW1		1.2G
0420	FLARES, AERIAL	1	1.1G		1 (+13)		0	E0	P135		MP23					1	W2		CW1		1.1G
0421	FLARES, AERIAL	1	1.2G		1		0	E0	P135		MP23					1	W2		CW1		1.2G
0424	PROJECTILES, inert with tracer	1	1.3G		1		0	E0	P130 LP101	PP67 L1	MP23					1	W2		CW1		1.3G
0425	PROJECTILES, inert with tracer	1	1.4G		1.4		0	E0	P130 LP101	PP67 L1	MP23					2	W2		CW1		1.4G
0426	PROJECTILES with burster or expelling charge	1	1.2F		1 (+13)		0	E0	P130		MP23					1	W2		CW1		1.2F
0427	PROJECTILES with burster or expelling charge	1	1.4F		1.4		0	E0	P130		MP23					2	W2		CW1		1.4F
0428	ARTICLES, PYROTECHNIC for technical purposes	1	1.1G		1 (+13)		0	E0	P135		MP23 MP24					1	W2		CW1		1.1G
0429	ARTICLES, PYROTECHNIC for technical purposes	1	1.2G		1		0	E0	P135		MP23 MP24					1	W2		CW1		1.2G
0430	ARTICLES, PYROTECHNIC for technical purposes	1	1.3G		1		0	E0	P135		MP23 MP24					1	W2		CW1		1.3G
0431	ARTICLES, PYROTECHNIC for technical purposes	1	1.4G		1.4		0	E0	P135		MP23 MP24					2	W2		CW1	CE1	1.4G
0432	ARTICLES, PYROTECHNIC for technical purposes	1	1.4S		1.4		0	E0	P135		MP23 MP24					4	W2		CW1	CE1	1.4S
0433	POWDER CAKE (POWDER PASTE), WETTED with not less than 17% alcohol, by mass	1	1.1C		1 (+13)	266	0	E0	P111		MP20					1	W2		CW1		1.1C
0434	PROJECTILES with burster or expelling charge	1	1.2G		1		0	E0	P130 LP101	PP67 L1	MP23					1	W2		CW1		1.2G
0435	PROJECTILES with burster or expelling charge	1	1.4G		1.4		0	E0	P130 LP101	PP67 L1	MP23					2	W2		CW1		1.4G
0436	ROCKETS with expelling charge	1	1.2C		1		0	E0	P130 LP101	PP67 L1	MP22					1	W2		CW1		1.2C
0437	ROCKETS with expelling charge	1	1.3C		1		0	E0	P130 LP101	PP67 L1	MP22					1	W2		CW1		1.3C

UN No.	Name and description	Class	Classification code	Packing group	Labels	Special provisions	Limited and excepted quantities		Packaging			Portable tanks and bulk containers		RID Tanks		Transport category	Special provisions for carriage			Colis express (express parcels)	Hazard identification No.
									Packing instructions	Special packing provisions	Mixed packing provisions	Instructions	Special provisions	Tank code	Special provisions		Packages	Bulk	Loading, unloading and handling		
	3.1.2	2.2	2.2	2.1.1.3	5.2.2	3.3	3.4/3.5.1.2		4.1.4	4.1.4	4.1.10	4.2.5.2, 7.3.2	4.2.5.3	4.3	4.3.5, 6.8.4	1.1.3.1(c)	7.2.4	7.3.3	7.5.11	7.6	5.3.2.3
(1)	(2)	(3a)	(3b)	(4)	(5)	(6)	(7a)	(7b)	(8)	(9a)	(9b)	(10)	(11)	(12)	(13)	(15)	(16)	(17)	(18)	(19)	(20)
0438	ROCKETS with expelling charge	1	1.4C		1.4		0	E0	P130 LP101	PP67 L1	MP22					2	W2		CW1		1.4C
0439	CHARGES, SHAPED, without detonator	1	1.2D		1		0	E0	P137	PP70	MP21					1	W2		CW1		1.2D
0440	CHARGES, SHAPED, without detonator	1	1.4D		1.4		0	E0	P137	PP70	MP21					2	W2		CW1		1.4D
0441	CHARGES, SHAPED, without detonator	1	1.4S		1.4	347	0	E0	P137	PP70	MP23					4	W2		CW1	CE1	1.4S
0442	CHARGES, EXPLOSIVE, COMMERCIAL without detonator	1	1.1D		1 (+13)		0	E0	P137		MP21					1	W2		CW1		1.1D
0443	CHARGES, EXPLOSIVE, COMMERCIAL without detonator	1	1.2D		1		0	E0	P137		MP21					1	W2		CW1		1.2D
0444	CHARGES, EXPLOSIVE, COMMERCIAL without detonator	1	1.4D		1.4		0	E0	P137		MP21					2	W2		CW1		1.4D
0445	CHARGES, EXPLOSIVE, COMMERCIAL without detonator	1	1.4S		1.4	347	0	E0	P137		MP23					4	W2		CW1	CE1	1.4S
0446	CASES, COMBUSTIBLE, EMPTY, WITHOUT PRIMER	1	1.4C		1.4		0	E0	P136		MP22					2	W2		CW1		1.4C
0447	CASES, COMBUSTIBLE, EMPTY, WITHOUT PRIMER	1	1.3C		1		0	E0	P136		MP22					1	W2		CW1		1.3C
0448	5-MERCAPTOTETRAZOL-1-ACETIC ACID	1	1.4C		1.4		0	E0	P114b		MP20					2	W2		CW1		1.4C
0449	TORPEDOES, LIQUID FUELLED with or without bursting charge	1	1.1J		1 (+13)		0	E0	P101		MP23					1	W2		CW1		1.1J
0450	TORPEDOES, LIQUID FUELLED with inert head	1	1.3J		1 (+13)		0	E0	P101		MP23					1	W2		CW1		1.3J
0451	TORPEDOES with bursting charge	1	1.1D		1 (+13)		0	E0	P130 LP101	PP67 L1	MP21					1	W2		CW1		1.1D
0452	GRENADES, PRACTICE, hand or rifle	1	1.4G		1.4		0	E0	P141		MP23					2	W2		CW1		1.4G
0453	ROCKETS, LINE-THROWING	1	1.4G		1.4		0	E0	P130		MP23					2	W2		CW1		1.4G
0454	IGNITERS	1	1.4S		1.4		0	E0	P142		MP23					4	W2		CW1	CE1	1.4S
0455	DETONATORS, NON-ELECTRIC for blasting	1	1.4S		1.4	347	0	E0	P131	PP68	MP23					4	W2		CW1	CE1	1.4S
0456	DETONATORS, ELECTRIC for blasting	1	1.4S		1.4	347	0	E0	P131		MP23					4	W2		CW1	CE1	1.4S
0457	CHARGES, BURSTING, PLASTICS BONDED	1	1.1D		1 (+13)		0	E0	P130		MP21					1	W2		CW1		1.1D
0458	CHARGES, BURSTING, PLASTICS BONDED	1	1.2D		1		0	E0	P130		MP21					1	W2		CW1		1.2D
0459	CHARGES, BURSTING, PLASTICS BONDED	1	1.4D		1.4		0	E0	P130		MP21					2	W2		CW1		1.4D

UN No.	Name and description	Class	Classification code	Packing group	Labels	Special provisions	Limited and excepted quantities		Packaging			Portable tanks and bulk containers		RID Tanks		Transport category	Special provisions for carriage			Colis express (express parcels)	Hazard identification No.
									Packing instructions	Special packing provisions	Mixed packing provisions	Instructions	Special provisions	Tank code	Special provisions		Packages	Bulk	Loading, unloading and handling		
	3.1.2	2.2	2.2	2.1.1.3	5.2.2	3.3	3.4/3.5.1.2		4.1.4	4.1.4	4.1.10	4.2.5.2, 7.3.2	4.2.5.3	4.3	4.3.5, 6.8.4	1.1.3.1(c)	7.2.4	7.3.3	7.5.11	7.6	5.3.2.3
(1)	(2)	(3a)	(3b)	(4)	(5)	(6)	(7a)	(7b)	(8)	(9a)	(9b)	(10)	(11)	(12)	(13)	(15)	(16)	(17)	(18)	(19)	(20)
0460	CHARGES, BURSTING, PLASTICS BONDED	1	1.4S		1.4	347	0	E0	P130		MP23					4	W2		CW1	CE1	1.4S
0461	COMPONENTS, EXPLOSIVE TRAIN, N.O.S.	1	1.1B		1 (+13)	178 274	0	E0	P101		MP2					1	W2		CW1		1.1B
0462	ARTICLES, EXPLOSIVE, N.O.S.	1	1.1C		1 (+13)	178 274	0	E0	P101		MP2					1	W2		CW1		1.1C
0463	ARTICLES, EXPLOSIVE, N.O.S.	1	1.1D		1 (+13)	178 274	0	E0	P101		MP2					1	W2		CW1		1.1D
0464	ARTICLES, EXPLOSIVE, N.O.S.	1	1.1E		1 (+13)	178 274	0	E0	P101		MP2					1	W2		CW1		1.1E
0465	ARTICLES, EXPLOSIVE, N.O.S.	1	1.1F		1 (+13)	178 274	0	E0	P101		MP2					1	W2		CW1		1.1F
0466	ARTICLES, EXPLOSIVE, N.O.S.	1	1.2C		1	178 274	0	E0	P101		MP2					1	W2		CW1		1.2C
0467	ARTICLES, EXPLOSIVE, N.O.S.	1	1.2D		1	178 274	0	E0	P101		MP2					1	W2		CW1		1.2D
0468	ARTICLES, EXPLOSIVE, N.O.S.	1	1.2E		1	178 274	0	E0	P101		MP2					1	W2		CW1		1.2E
0469	ARTICLES, EXPLOSIVE, N.O.S.	1	1.2F		1 (+13)	178 274	0	E0	P101		MP2					1	W2		CW1		1.2F
0470	ARTICLES, EXPLOSIVE, N.O.S.	1	1.3C		1	178 274	0	E0	P101		MP2					1	W2		CW1		1.3C
0471	ARTICLES, EXPLOSIVE, N.O.S.	1	1.4E		1.4	178 274	0	E0	P101		MP2					2	W2		CW1		1.4E
0472	ARTICLES, EXPLOSIVE, N.O.S.	1	1.4F		1.4	178 274	0	E0	P101		MP2					2	W2		CW1		1.4F
0473	SUBSTANCES, EXPLOSIVE, N.O.S.	1	1.1A	CARRIAGE PROHIBITED																	
0474	SUBSTANCES, EXPLOSIVE, N.O.S.	1	1.1C		1 (+13)	178 274	0	E0	P101		MP2					1	W2 W3		CW1		1.1C
0475	SUBSTANCES, EXPLOSIVE, N.O.S.	1	1.1D		1 (+13)	178 274	0	E0	P101		MP2					1	W2 W3		CW1		1.1D
0476	SUBSTANCES, EXPLOSIVE, N.O.S.	1	1.1G		1 (+13)	178 274	0	E0	P101		MP2					1	W2 W3		CW1		1.1G
0477	SUBSTANCES, EXPLOSIVE, N.O.S.	1	1.3C		1 (+13)	178 274	0	E0	P101		MP2					1	W2 W3		CW1		1.3C
0478	SUBSTANCES, EXPLOSIVE, N.O.S.	1	1.3G		1	178 274	0	E0	P101		MP2					1	W2 W3		CW1		1.3G

UN No.	Name and description	Class	Classification code	Packing group	Labels	Special provisions	Limited and excepted quantities		Packaging			Portable tanks and bulk containers		RID Tanks		Transport category	Special provisions for carriage			Colis express (express parcels)	Hazard identification No.
									Packing instructions	Special packing provisions	Mixed packing provisions	Instructions	Special provisions	Tank code	Special provisions		Packages	Bulk	Loading, unloading and handling		
	3.1.2	2.2	2.2	2.1.1.3	5.2.2	3.3	3.4/3.5.1.2		4.1.4	4.1.4	4.1.10	4.2.5.2, 7.3.2	4.2.5.3	4.3	4.3.5, 6.8.4	1.1.3.1(c)	7.2.4	7.3.3	7.5.11	7.6	5.3.2.3
(1)	(2)	(3a)	(3b)	(4)	(5)	(6)	(7a)	(7b)	(8)	(9a)	(9b)	(10)	(11)	(12)	(13)	(15)	(16)	(17)	(18)	(19)	(20)
0479	SUBSTANCES, EXPLOSIVE, N.O.S.	1	1.4C		1.4	178 274	0	E0	P101		MP2					2	W2		CW1		1.4C
0480	SUBSTANCES, EXPLOSIVE, N.O.S.	1	1.4D		1.4	178 274	0	E0	P101		MP2					2	W2		CW1		1.4D
0481	SUBSTANCES, EXPLOSIVE, N.O.S.	1	1.4S		1.4	178 274 347	0	E0	P101		MP2					4	W2		CW1		1.4S
0482	SUBSTANCES, EXPLOSIVE, VERY INSENSITIVE (SUBSTANCES, EVI), N.O.S.	1	1.5D		1.5	178 274	0	E0	P101		MP2					1	W2		CW1		1.5D
0483	CYCLOTTRIMETHYLENETRINITRAMINE (CYCLONITE; HEXOGEN; RDX), DESENSITIZED	1	1.1D		1 (+13)		0	E0	P112b P112c		MP20					1	W2 W3		CW1		1.1D
0484	CYCLOTETRAMETHYLENE-TETRANITRAMINE (HMX; OCTOGEN), DESENSITIZED	1	1.1D		1 (+13)		0	E0	P112b P112c		MP20					1	W2 W3		CW1		1.1D
0485	SUBSTANCES, EXPLOSIVE, N.O.S.	1	1.4G		1.4	178 274	0	E0	P101		MP2					2	W2 W3		CW1		1.4G
0486	ARTICLES, EXPLOSIVE, EXTREMELY INSENSITIVE (ARTICLES, EEI)	1	1.6N		1.6		0	E0	P101		MP23					2	W2		CW1		1.6N
0487	SIGNALS, SMOKE	1	1.3G		1		0	E0	P135		MP23					1	W2		CW1		1.3G
0488	AMMUNITION, PRACTICE	1	1.3G		1		0	E0	P130 LP101	PP67 L1	MP23					1	W2		CW1		1.3G
0489	DINITROGLYCOLURIL (DINGU)	1	1.1D		1 (+13)		0	E0	P112b P112c		MP20					1	W2 W3		CW1		1.1D
0490	NITROTRIAZOLONE (NTO)	1	1.1D		1 (+13)		0	E0	P112b P112c		MP20					1	W2 W3		CW1		1.1D
0491	CHARGES, PROPELLING	1	1.4C		1.4		0	E0	P143	PP76	MP22					2	W2		CW1		1.4C
0492	SIGNALS, RAILWAY TRACK, EXPLOSIVE	1	1.3G		1		0	E0	P135		MP23					1	W2		CW1		1.3G
0493	SIGNALS, RAILWAY TRACK, EXPLOSIVE	1	1.4G		1.4		0	E0	P135		MP23					2	W2		CW1		1.4G
0494	JET PERFORATING GUNS, CHARGED, oil well, without detonator	1	1.4D		1.4		0	E0	P101		MP21					2	W2		CW1		1.4D

UN No.	Name and description	Class	Classification code	Packing group	Labels	Special provisions	Limited and excepted quantities		Packaging			Portable tanks and bulk containers		RID Tanks		Transport category	Special provisions for carriage			Colis express (express parcels)	Hazard identification No.
									Packing instructions	Special packing provisions	Mixed packing provisions	Instructions	Special provisions	Tank code	Special provisions		Packages	Bulk	Loading, unloading and handling		
	3.1.2	2.2	2.2	2.1.1.3	5.2.2	3.3	3.4/3.5.1.2		4.1.4	4.1.4	4.1.10	4.2.5.2, 7.3.2	4.2.5.3	4.3	4.3.5, 6.8.4	1.1.3.1(c)	7.2.4	7.3.3	7.5.11	7.6	5.3.2.3
(1)	(2)	(3a)	(3b)	(4)	(5)	(6)	(7a)	(7b)	(8)	(9a)	(9b)	(10)	(11)	(12)	(13)	(15)	(16)	(17)	(18)	(19)	(20)
0495	PROPELLANT, LIQUID	1	1.3C		1 (+13)	224	0	E0	P115	PP53 PP54 PP57 PP58	MP20					1	W2		CW1		1.3C
0496	OCTONAL	1	1.1D		1 (+13)		0	E0	P112b P112c		MP20					1	W2 W3		CW1		1.1D
0497	PROPELLANT, LIQUID	1	1.1C		1 (+13)	224	0	E0	P115	PP53 PP54 PP57 PP58	MP20					1	W2		CW1		1.1C
0498	PROPELLANT, SOLID	1	1.1C		1 (+13)		0	E0	P114b		MP20					1	W2		CW1		1.1C
0499	PROPELLANT, SOLID	1	1.3C		1 (+13)		0	E0	P114b		MP20					1	W2		CW1		1.3C
0500	DETONATOR ASSEMBLIES, NON-ELECTRIC for blasting	1	1.4S		1.4	347	0	E0	P131		MP23					4	W2		CW1	CE1	1.4S
0501	PROPELLANT, SOLID	1	1.4C		1.4		0	E0	P114b		MP20					2	W2		CW1		1.4C
0502	ROCKETS with inert head	1	1.2C		1		0	E0	P130 LP101	PP67 L1	MP22					1	W2		CW1		1.2C
0503	SAFETY DEVICES, PYROTECHNIC	1	1.4G		1.4	235 289	0	E0	P135		MP23					2	W2		CW1		1.4G
0504	1H-TETRAZOLE	1	1.1D		1 (+13)		0	E0	P112c	PP48	MP20					1	W2		CW1		1.1D
0505	SIGNALS, DISTRESS, ship	1	1.4G		1.4		0	E0	P135		MP23 MP24					2	W2		CW1		1.4G
0506	SIGNALS, DISTRESS, ship	1	1.4S		1.4		0	E0	P135		MP23 MP24					4	W2		CW1	CE1	1.4S
0507	SIGNALS, SMOKE	1	1.4S		1.4		0	E0	P135		MP23 MP24					4	W2		CW1	CE1	1.4S
0508	1-HYDROXY-BENZOTRIAZOLE, ANHYDROUS, dry or wetted with less than 20% water, by mass	1	1.3C		1 (+13)		0	E0	P114b	PP48 PP50	MP20					1	W2 W3		CW1		1.3C
0509	POWDER, SMOKELESS	1	1.4C		1.4		0	E0	P114b	PP48	MP20 MP24					2	W2		CW1		1.4C
0510	ROCKET MOTORS	1	1.4C		1.4		0	E0	P130 LP101	PP67 L1	MP22					2	W2		CW1		1.4C

UN No.	Name and description	Class	Classification code	Packing group	Labels	Special provisions	Limited and excepted quantities		Packaging			Portable tanks and bulk containers		RID Tanks		Transport category	Special provisions for carriage			Colis express (express parcels)	Hazard identification No.
									Packing instructions	Special packing provisions	Mixed packing provisions	Instructions	Special provisions	Tank code	Special provisions		Packages	Bulk	Loading, unloading and handling		
	3.1.2	2.2	2.2	2.1.1.3	5.2.2	3.3	3.4/3.5.1.2		4.1.4	4.1.4	4.1.10	4.2.5.2, 7.3.2	4.2.5.3	4.3	4.3.5, 6.8.4	1.1.3.1(c)	7.2.4	7.3.3	7.5.11	7.6	5.3.2.3
(1)	(2)	(3a)	(3b)	(4)	(5)	(6)	(7a)	(7b)	(8)	(9a)	(9b)	(10)	(11)	(12)	(13)	(15)	(16)	(17)	(18)	(19)	(20)
1001	ACETYLENE, DISSOLVED	2	4F		2.1 (+13)	662	0	E0	P200		MP9			PxBN(M)	TU17 TU38 TE22 TA4 TT9	2			CW9 CW10 CW36	CE2	239
1002	AIR, COMPRESSED	2	1A		2.2 (+13)	655 660 662	120 ml	E1	P200		MP9	(M)		CxBN(M)	TA4 TT9	3			CW9 CW10	CE3	20
1003	AIR, REFRIGERATED LIQUID	2	3O		2.2+5.1 (+13)		0	E0	P203		MP9	T75	TP5 TP22	RxBN	TU7 TU19 TA4 TT9 TM6	3	W5		CW9 CW11 CW36	CE2	225
1005	AMMONIA, ANHYDROUS	2	2TC		2.3+8 (+13)	23 379	0	E0	P200		MP9	T50 (M)		PxBH(M)	TU38 TE22 TE25 TA4 TT8 TT9 TM6	1			CW9 CW10 CW36		268
1006	ARGON, COMPRESSED	2	1A		2.2 (+13)	378 653 660 662	120 ml	E1	P200		MP9	(M)		CxBN(M)	TA4 TT9	3			CW9 CW10 CW36	CE3	20
1008	BORON TRIFLUORIDE	2	2TC		2.3+8 (+13)	373	0	E0	P200		MP9	(M)		PxBH(M)	TU38 TE22 TE25 TA4 TT9 TT10 TM6	1			CW9 CW10 CW36		268
1009	BROMOTRIFLUOROMETHANE (REFRIGERANT GAS R 13B1)	2	2A		2.2 (+13)	662	120 ml	E1	P200		MP9	T50 (M)		PxBN(M)	TA4 TT9 TM6	3			CW9 CW10 CW36	CE3	20

UN No.	Name and description	Class	Classification code	Packing group	Labels	Special provisions	Limited and excepted quantities		Packaging			Portable tanks and bulk containers		RID Tanks		Transport category	Special provisions for carriage			Colis express (express parcels)	Hazard identification No.
									Packing instructions	Special packing provisions	Mixed packing provisions	Instructions	Special provisions	Tank code	Special provisions		Packages	Bulk	Loading, unloading and handling		
	3.1.2	2.2	2.2	2.1.1.3	5.2.2	3.3	3.4/3.5.1.2		4.1.4	4.1.4	4.1.10	4.2.5.2, 7.3.2	4.2.5.3	4.3	4.3.5, 6.8.4	1.1.3.1(c)	7.2.4	7.3.3	7.5.11	7.6	5.3.2.3
(1)	(2)	(3a)	(3b)	(4)	(5)	(6)	(7a)	(7b)	(8)	(9a)	(9b)	(10)	(11)	(12)	(13)	(15)	(16)	(17)	(18)	(19)	(20)
1010	BUTADIENES, STABILIZED or BUTADIENES AND HYDROCARBON MIXTURE, STABILIZED, having a vapour pressure at 70 °C not exceeding 1.1 MPa (11 bar) and a density at 50 °C not lower than 0.525 kg/l	2	2F		2.1 (+13)	386 618 662	0	E0	P200		MP9	T50 (M)		PxBN(M)	TU38 TE22 TA4 TT9 TM6	2			CW9 CW10 CW36	CE3	239
1011	BUTANE	2	2F		2.1 (+13)	392 657 662 674	0	E0	P200		MP9	T50 (M)		PxBN(M)	TU38 TE22 TA4 TT9 TM6	2			CW9 CW10 CW36	CE3	23
1012	BUTYLENES MIXTURE or 1-BUTYLENE or cis-2-BUTYLENE or trans-2-BUTYLENE	2	2F		2.1 (+13)	662	0	E0	P200		MP9	T50 (M)		PxBN(M)	TU38 TE22 TA4 TT9 TM6	2			CW9 CW10 CW36	CE3	23
1013	CARBON DIOXIDE	2	2A		2.2 (+13)	378 584 653 660 662	120 ml	E1	P200		MP9	(M)		PxBN(M)	TA4 TT9 TM6	3			CW9 CW10 CW36	CE3	20
1016	CARBON MONOXIDE, COMPRESSED	2	1TF		2.3+2.1 (+13)		0	E0	P200		MP9	(M)		CxBH(M)	TU38 TE22 TE25 TA4 TT9	1			CW9 CW10 CW36		263
1017	CHLORINE	2	2TOC		2.3+5.1+8 (+13)		0	E0	P200		MP9	T50 (M)	TP19	P22DH(M)	TU38 TE22 TE25 TA4 TT9 TT10 TM6	1			CW9 CW10 CW36		265
1018	CHLORODIFLUOROMETHANE (REFRIGERANT GAS R 22)	2	2A		2.2 (+13)	662	120 ml	E1	P200		MP9	T50 (M)		PxBN(M)	TA4 TT9 TM6	3			CW9 CW10 CW36	CE3	20

UN No.	Name and description	Class	Classification code	Packing group	Labels	Special provisions	Limited and excepted quantities		Packaging			Portable tanks and bulk containers		RID Tanks		Transport category	Special provisions for carriage			Colis express (express parcels)	Hazard identification No.
									Packing instructions	Special packing provisions	Mixed packing provisions	Instructions	Special provisions	Tank code	Special provisions		Packages	Bulk	Loading, unloading and handling		
	3.1.2	2.2	2.2	2.1.1.3	5.2.2	3.3	3.4/3.5.1.2		4.1.4	4.1.4	4.1.10	4.2.5.2, 7.3.2	4.2.5.3	4.3	4.3.5, 6.8.4	1.1.3.1(c)	7.2.4	7.3.3	7.5.11	7.6	5.3.2.3
(1)	(2)	(3a)	(3b)	(4)	(5)	(6)	(7a)	(7b)	(8)	(9a)	(9b)	(10)	(11)	(12)	(13)	(15)	(16)	(17)	(18)	(19)	(20)
1020	CHLOROPENTAFLUOROETHANE (REFRIGERANT GAS R 115)	2	2A		2.2 (+13)	662	120 ml	E1	P200		MP9	T50 (M)		PxBN(M)	TA4 TT9 TM6	3			CW9 CW10 CW36	CE3	20
1021	1-CHLORO-1,2,2,2-TETRAFLUOROETHANE (REFRIGERANT GAS R 124)	2	2A		2.2 (+13)	662	120 ml	E1	P200		MP9	T50 (M)		PxBN(M)	TA4 TT9 TM6	3			CW9 CW10 CW36	CE3	20
1022	CHLOROTRIFLUOROMETHANE (REFRIGERANT GAS R 13)	2	2A		2.2 (+13)	662	120 ml	E1	P200		MP9	(M)		PxBN(M)	TA4 TT9 TM6	3			CW9 CW10 CW36	CE3	20
1023	COAL GAS, COMPRESSED	2	1TF		2.3+2.1 (+13)		0	E0	P200		MP9	(M)		CxBH(M)	TU38 TE22 TE25 TA4 TT9	1			CW9 CW10 CW36		263
1026	CYANOGEN	2	2TF		2.3+2.1 (+13)		0	E0	P200		MP9	(M)		PxBH(M)	TU38 TE22 TE25 TA4 TT9 TM6	1			CW9 CW10 CW36		263
1027	CYCLOPROPANE	2	2F		2.1 (+13)	662	0	E0	P200		MP9	T50 (M)		PxBN(M)	TU38 TE22 TA4 TT9 TM6	2			CW9 CW10 CW36	CE3	23
1028	DICHLORODIFLUOROMETHANE (REFRIGERANT GAS R 12)	2	2A		2.2 (+13)	662	120 ml	E1	P200		MP9	T50 (M)		PxBN(M)	TA4 TT9 TM6	3			CW9 CW10 CW36	CE3	20
1029	DICHLOROFLUOROMETHANE (REFRIGERANT GAS R 21)	2	2A		2.2 (+13)	662	120 ml	E1	P200		MP9	T50 (M)		PxBN(M)	TA4 TT9 TM6	3			CW9 CW10 CW36	CE3	20
1030	1,1-DIFLUOROETHANE (REFRIGERANT GAS R 152a)	2	2F		2.1 (+13)	662	0	E0	P200		MP9	T50 (M)		PxBN(M)	TU38 TE22 TA4 TT9 TM6	2			CW9 CW10 CW36	CE3	23

UN No.	Name and description	Class	Classification code	Packing group	Labels	Special provisions	Limited and excepted quantities		Packaging			Portable tanks and bulk containers		RID Tanks		Transport category	Special provisions for carriage			Colis express (express parcels)	Hazard identification No.
									Packing instructions	Special packing provisions	Mixed packing provisions	Instructions	Special provisions	Tank code	Special provisions		Packages	Bulk	Loading, unloading and handling		
	3.1.2	2.2	2.2	2.1.1.3	5.2.2	3.3	3.4/3.5.1.2		4.1.4	4.1.4	4.1.10	4.2.5.2, 7.3.2	4.2.5.3	4.3	4.3.5, 6.8.4	1.1.3.1(c)	7.2.4	7.3.3	7.5.11	7.6	5.3.2.3
(1)	(2)	(3a)	(3b)	(4)	(5)	(6)	(7a)	(7b)	(8)	(9a)	(9b)	(10)	(11)	(12)	(13)	(15)	(16)	(17)	(18)	(19)	(20)
1032	DIMETHYLAMINE, ANHYDROUS	2	2F		2.1 (+13)	662	0	E0	P200		MP9	T50 (M)		PxBN(M)	TU38 TE22 TA4 TT9 TM6	2			CW9 CW10 CW36	CE3	23
1033	DIMETHYL ETHER	2	2F		2.1 (+13)	662	0	E0	P200		MP9	T50 (M)		PxBN(M)	TU38 TE22 TA4 TT9 TM6	2			CW9 CW10 CW36	CE3	23
1035	ETHANE	2	2F		2.1 (+13)	662	0	E0	P200		MP9	(M)		PxBN(M)	TU38 TE22 TA4 TT9 TM6	2			CW9 CW10 CW36	CE3	23
1036	ETHYLAMINE	2	2F		2.1 (+13)	662	0	E0	P200		MP9	T50 (M)		PxBN(M)	TU38 TE22 TA4 TT9 TM6	2			CW9 CW10 CW36	CE3	23
1037	ETHYL CHLORIDE	2	2F		2.1 (+13)	662	0	E0	P200		MP9	T50 (M)		PxBN(M)	TU38 TE22 TA4 TT9 TM6	2			CW9 CW10 CW36	CE3	23
1038	ETHYLENE, REFRIGERATED LIQUID	2	3F		2.1 (+13)		0	E0	P203		MP9	T75	TP5	RxBN	TU18 TU38 TE22 TA4 TT9 TM6	2	W5		CW9 CW11 CW36	CE2	223
1039	ETHYL METHYL ETHER	2	2F		2.1 (+13)	662	0	E0	P200		MP9	(M)		PxBN(M)	TU38 TE22 TA4 TT9 TM6	2			CW9 CW10 CW36	CE3	23

UN No.	Name and description	Class	Classification code	Packing group	Labels	Special provisions	Limited and excepted quantities		Packaging			Portable tanks and bulk containers		RID Tanks		Transport category	Special provisions for carriage			Colis express (express parcels)	Hazard identification No.
									Packing instructions	Special packing provisions	Mixed packing provisions	Instructions	Special provisions	Tank code	Special provisions		Packages	Bulk	Loading, unloading and handling		
	3.1.2	2.2	2.2	2.1.1.3	5.2.2	3.3	3.4/3.5.1.2		4.1.4	4.1.4	4.1.10	4.2.5.2, 7.3.2	4.2.5.3	4.3	4.3.5, 6.8.4	1.1.3.1(c)	7.2.4	7.3.3	7.5.11	7.6	5.3.2.3
(1)	(2)	(3a)	(3b)	(4)	(5)	(6)	(7a)	(7b)	(8)	(9a)	(9b)	(10)	(11)	(12)	(13)	(15)	(16)	(17)	(18)	(19)	(20)
1040	ETHYLENE OXIDE	2	2TF		2.3+2.1	342	0	E0	P200		MP9	(M)				1			CW9 CW10 CW36		263
1040	ETHYLENE OXIDE WITH NITROGEN up to a total pressure of 1 MPa (10 bar) at 50 °C	2	2TF		2.3+2.1 (+13)	342	0	E0	P200		MP9	T50 (M)	TP20	PxBH(M)	TU38 TE22 TE25 TA4 TT9 TM6	1			CW9 CW10 CW36		263
1041	ETHYLENE OXIDE AND CARBON DIOXIDE MIXTURE with more than 9% but not more than 87% ethylene oxide	2	2F		2.1 (+13)	662	0	E0	P200		MP9	T50 (M)		PxBN(M)	TU38 TE22 TA4 TT9 TM6	2			CW9 CW10 CW36	CE3	239
1043	FERTILIZER AMMONIATING SOLUTION with free ammonia	2			2.2	642										-					
1044	FIRE EXTINGUISHERS with compressed or liquefied gas	2	6A		2.2	225 594	120 ml	E0	P003	PP91	MP9					3			CW9	CE2	20
1045	FLUORINE, COMPRESSED	2	1TOC		2.3+5.1+8		0	E0	P200		MP9					1			CW9 CW10 CW36		265
1046	HELIUM, COMPRESSED	2	1A		2.2 (+13)	378 653 660 662	120 ml	E1	P200		MP9	(M)		CxBN(M)	TA4 TT9	3			CW9 CW10 CW36	CE3	20
1048	HYDROGEN BROMIDE, ANHYDROUS	2	2TC		2.3+8 (+13)		0	E0	P200		MP9	(M)		PxBH(M)	TU38 TE22 TE25 TA4 TT9 TT10 TM6	1			CW9 CW10 CW36		268
1049	HYDROGEN, COMPRESSED	2	1F		2.1 (+13)	392 662	0	E0	P200		MP9	(M)		CxBN(M)	TU38 TE22 TA4 TT9	2			CW9 CW10 CW36	CE3	23

UN No.	Name and description	Class	Classification code	Packing group	Labels	Special provisions	Limited and excepted quantities		Packaging			Portable tanks and bulk containers		RID Tanks		Transport category	Special provisions for carriage			Colis express (express parcels)	Hazard identification No.
									Packing instructions	Special packing provisions	Mixed packing provisions	Instructions	Special provisions	Tank code	Special provisions		Packages	Bulk	Loading, unloading and handling		
	3.1.2	2.2	2.2	2.1.1.3	5.2.2	3.3	3.4/3.5.1.2		4.1.4	4.1.4	4.1.10	4.2.5.2, 7.3.2	4.2.5.3	4.3	4.3.5, 6.8.4	1.1.3.1(c)	7.2.4	7.3.3	7.5.11	7.6	5.3.2.3
(1)	(2)	(3a)	(3b)	(4)	(5)	(6)	(7a)	(7b)	(8)	(9a)	(9b)	(10)	(11)	(12)	(13)	(15)	(16)	(17)	(18)	(19)	(20)
1050	HYDROGEN CHLORIDE, ANHYDROUS	2	2TC		2.3+8 (+13)		0	E0	P200		MP9	(M)		PxBH(M)	TU38 TE22 TE25 TA4 TT9 TT10 TM6	1			CW9 CW10 CW36		268
1051	HYDROGEN CYANIDE, STABILIZED containing less than 3% water	6.1	TF1	I	6.1+3	386 603	0	E0	P200		MP2					0			CW13 CW28 CW31		663
1052	HYDROGEN FLUORIDE, ANHYDROUS	8	CT1	I	8+6.1		0	E0	P200		MP2	T10	TP2	L21DH(+)	TU14 TU38 TC1 TE17 TE21 TE22 TE25 TA4 TT4 TT9 TM3	1			CW13 CW28 CW34		886
1053	HYDROGEN SULPHIDE	2	2TF		2.3+2.1 (+13)		0	E0	P200		MP9	(M)		PxDH(M)	TU38 TE22 TE25 TA4 TT9 TT10 TM6	1			CW9 CW10 CW36		263
1055	ISOBUTYLENE	2	2F		2.1 (+13)	662	0	E0	P200		MP9	T50 (M)		PxBN(M)	TU38 TE22 TA4 TT9 TM6	2			CW9 CW10 CW36	CE3	23
1056	KRYPTON, COMPRESSED	2	1A		2.2 (+13)	378 660 662	120 ml	E1	P200		MP9	(M)		CxBN(M)	TA4 TT9	3			CW9 CW10 CW36	CE3	20

UN No.	Name and description	Class	Classification code	Packing group	Labels	Special provisions	Limited and excepted quantities		Packaging			Portable tanks and bulk containers		RID Tanks		Transport category	Special provisions for carriage			Colis express (express parcels)	Hazard identification No.
									Packing instructions	Special packing provisions	Mixed packing provisions	Instructions	Special provisions	Tank code	Special provisions		Packages	Bulk	Loading, unloading and handling		
	3.1.2	2.2	2.2	2.1.1.3	5.2.2	3.3	3.4/3.5.1.2		4.1.4	4.1.4	4.1.10	4.2.5.2, 7.3.2	4.2.5.3	4.3	4.3.5, 6.8.4	1.1.3.1(c)	7.2.4	7.3.3	7.5.11	7.6	5.3.2.3
(1)	(2)	(3a)	(3b)	(4)	(5)	(6)	(7a)	(7b)	(8)	(9a)	(9b)	(10)	(11)	(12)	(13)	(15)	(16)	(17)	(18)	(19)	(20)
1057	LIGHTERS or LIGHTER REFILLS containing flammable gas	2	6F		2.1	201 654 658	0	E0	P002	PP84 RR5	MP9					2			CW9	CE2	23
1058	LIQUEFIED GASES, non-flammable, charged with nitrogen, carbon dioxide or air	2	2A		2.2 (+13)	660 662	120 ml	E1	P200		MP9	(M)		PxBN(M)	TA4 TT9 TM6	3			CW9 CW10 CW36	CE3	20
1060	METHYLACETYLENE AND PROPADIENE MIXTURE, STABILIZED such as mixture P1 or mixture P2	2	2F		2.1 (+13)	386 581 662	0	E0	P200		MP9	T50 (M)		PxBN(M)	TU38 TE22 TA4 TT9 TM6	2			CW9 CW10 CW36	CE3	239
1061	METHYLAMINE, ANHYDROUS	2	2F		2.1 (+13)	662	0	E0	P200		MP9	T50 (M)		PxBN(M)	TU38 TE22 TA4 TT9 TM6	2			CW9 CW10 CW36	CE3	23
1062	METHYL BROMIDE with not more than 2% chloropicrin	2	2T		2.3 (+13)	23	0	E0	P200		MP9	T50 (M)		PxBH(M)	TU38 TE22 TE25 TA4 TT9 TM6	1			CW9 CW10 CW36		26
1063	METHYL CHLORIDE (REFRIGERANT GAS R 40)	2	2F		2.1 (+13)	662	0	E0	P200		MP9	T50 (M)		PxBN(M)	TU38 TE22 TA4 TT9 TM6	2			CW9 CW10 CW36	CE3	23
1064	METHYL MERCAPTAN	2	2TF		2.3+2.1 (+13)		0	E0	P200		MP9	T50 (M)		PxDH(M)	TU38 TE22 TE25 TA4 TT9 TM6	1			CW9 CW10 CW36		263
1065	NEON, COMPRESSED	2	1A		2.2 (+13)	378 660 662	120 ml	E1	P200		MP9	(M)		CxBN(M)	TA4 TT9	3			CW9 CW10 CW36	CE3	20

UN No.	Name and description	Class	Classification code	Packing group	Labels	Special provisions	Limited and excepted quantities		Packaging			Portable tanks and bulk containers		RID Tanks		Transport category	Special provisions for carriage			Colis express (express parcels)	Hazard identification No.
									Packing instructions	Special packing provisions	Mixed packing provisions	Instructions	Special provisions	Tank code	Special provisions		Packages	Bulk	Loading, unloading and handling		
	3.1.2	2.2	2.2	2.1.1.3	5.2.2	3.3	3.4/3.5.1.2		4.1.4	4.1.4	4.1.10	4.2.5.2, 7.3.2	4.2.5.3	4.3	4.3.5, 6.8.4	1.1.3.1(c)	7.2.4	7.3.3	7.5.11	7.6	5.3.2.3
(1)	(2)	(3a)	(3b)	(4)	(5)	(6)	(7a)	(7b)	(8)	(9a)	(9b)	(10)	(11)	(12)	(13)	(15)	(16)	(17)	(18)	(19)	(20)
1066	NITROGEN, COMPRESSED	2	1A		2.2 (+13)	378 653 660 662	120 ml	E1	P200		MP9	(M)		CxBN(M)	TA4 TT9	3			CW9 CW10 CW36	CE3	20
1067	DINITROGEN TETROXIDE (NITROGEN DIOXIDE)	2	2TOC		2.3+5.1+8 (+13)		0	E0	P200		MP9	T50	TP21	PxBH(M)	TU17 TU38 TE22 TA4 TT9	1			CW9 CW10 CW36		265
1069	NITROSYL CHLORIDE	2	2TC		2.3+8		0	E0	P200		MP9					1			CW9 CW10 CW36		268
1070	NITROUS OXIDE	2	2O		2.2+5.1 (+13)	584 662	0	E0	P200		MP9	(M)		PxBN(M)	TA4 TT9 TM6	3			CW9 CW10 CW36	CE3	25
1071	OIL GAS, COMPRESSED	2	1TF		2.3+2.1 (+13)		0	E0	P200		MP9	(M)		CxBH(M)	TU38 TE22 TE25 TA4 TT9	1			CW9 CW10 CW36		263
1072	OXYGEN, COMPRESSED	2	1O		2.2+5.1 (+13)	355 655 662	0	E0	P200		MP9	(M)		CxBN(M)	TA4 TT9	3			CW9 CW10 CW36	CE3	25
1073	OXYGEN, REFRIGERATED LIQUID	2	3O		2.2+5.1 (+13)		0	E0	P203		MP9	T75	TP5 TP22	RxBN	TU7 TU19 TA4 TT9 TM6	3	W5		CW9 CW11 CW36	CE2	225
1075	PETROLEUM GASES, LIQUEFIED	2	2F		2.1 (+13)	274 392 583 639 662 674	0	E0	P200		MP9	T50 (M)		PxBN(M)	TU38 TE22 TA4 TT9 TM6	2			CW9 CW10 CW36	CE3	23

UN No.	Name and description	Class	Classification code	Packing group	Labels	Special provisions	Limited and excepted quantities		Packaging			Portable tanks and bulk containers		RID Tanks		Transport category	Special provisions for carriage			Colis express (express parcels)	Hazard identification No.
									Packing instructions	Special packing provisions	Mixed packing provisions	Instructions	Special provisions	Tank code	Special provisions		Packages	Bulk	Loading, unloading and handling		
	3.1.2	2.2	2.2	2.1.1.3	5.2.2	3.3	3.4/3.5.1.2		4.1.4	4.1.4	4.1.10	4.2.5.2, 7.3.2	4.2.5.3	4.3	4.3.5, 6.8.4	1.1.3.1(c)	7.2.4	7.3.3	7.5.11	7.6	5.3.2.3
(1)	(2)	(3a)	(3b)	(4)	(5)	(6)	(7a)	(7b)	(8)	(9a)	(9b)	(10)	(11)	(12)	(13)	(15)	(16)	(17)	(18)	(19)	(20)
1076	PHOSGENE	2	2TC		2.3+8 (+13)		0	E0	P200		MP9			P22DH(M)	TU17 TU38 TE22 TA4 TT9	1			CW9 CW10 CW36		268
1077	PROPYLENE	2	2F		2.1 (+13)	662	0	E0	P200		MP9	T50 (M)		PxBN(M)	TU38 TE22 TA4 TT9 TM6	2			CW9 CW10 CW36	CE3	23
1078	REFRIGERANT GAS, N.O.S., such as mixture F1, mixture F2 or mixture F3	2	2A		2.2 (+13)	274 582 662	120 ml	E1	P200		MP9	T50 (M)		PxBN(M)	TA4 TT9 TM6	3			CW9 CW10 CW36	CE3	20
1079	SULPHUR DIOXIDE	2	2TC		2.3+8 (+13)		0	E0	P200		MP9	T50 (M)	TP19	PxDH(M)	TU38 TE22 TE25 TA4 TT9 TT10 TM6	1			CW9 CW10 CW36		268
1080	SULPHUR HEXAFLUORIDE	2	2A		2.2 (+13)	660 662	120 ml	E1	P200		MP9	(M)		PxBN(M)	TA4 TT9 TM6	3			CW9 CW10 CW36	CE3	20
1081	TETRAFLUOROETHYLENE, STABILIZED	2	2F		2.1	386 662	0	E0	P200		MP9	(M)		PxBN(M)	TU38 TU40 TE22 TA4 TT9	2			CW9 CW10 CW36	CE3	239
1082	TRIFLUOROCHLOROETHYLENE, STABILIZED (REFRIGERANT GAS R 1113)	2	2TF		2.3+2.1 (+13)	386	0	E0	P200		MP9	T50 (M)		PxBH(M)	TU38 TE22 TE25 TA4 TT9 TM6	1			CW9 CW10 CW36		263

UN No.	Name and description	Class	Classification code	Packing group	Labels	Special provisions	Limited and excepted quantities		Packaging			Portable tanks and bulk containers		RID Tanks		Transport category	Special provisions for carriage			Colis express (express parcels)	Hazard identification No.
									Packing instructions	Special packing provisions	Mixed packing provisions	Instructions	Special provisions	Tank code	Special provisions		Packages	Bulk	Loading, unloading and handling		
	3.1.2	2.2	2.2	2.1.1.3	5.2.2	3.3	3.4/3.5.1.2		4.1.4	4.1.4	4.1.10	4.2.5.2, 7.3.2	4.2.5.3	4.3	4.3.5, 6.8.4	1.1.3.1(c)	7.2.4	7.3.3	7.5.11	7.6	5.3.2.3
(1)	(2)	(3a)	(3b)	(4)	(5)	(6)	(7a)	(7b)	(8)	(9a)	(9b)	(10)	(11)	(12)	(13)	(15)	(16)	(17)	(18)	(19)	(20)
1083	TRIMETHYLAMINE, ANHYDROUS	2	2F		2.1 (+13)	662	0	E0	P200		MP9	T50 (M)		PxBN(M)	TU38 TE22 TA4 TT9 TM6	2			CW9 CW10 CW36	CE3	23
1085	VINYL BROMIDE, STABILIZED	2	2F		2.1 (+13)	386 662	0	E0	P200		MP9	T50 (M)		PxBN(M)	TU38 TE22 TA4 TT9 TM6	2			CW9 CW10 CW36	CE3	239
1086	VINYL CHLORIDE, STABILIZED	2	2F		2.1 (+13)	386 662	0	E0	P200		MP9	T50 (M)		PxBN(M)	TU38 TE22 TA4 TT9 TM6	2			CW9 CW10 CW36	CE3	239
1087	VINYL METHYL ETHER, STABILIZED	2	2F		2.1 (+13)	386 662	0	E0	P200		MP9	T50 (M)		PxBN(M)	TU38 TE22 TA4 TT9 TM6	2			CW9 CW10 CW36	CE3	239
1088	ACETAL	3	F1	II	3		1 L	E2	P001 IBC02 R001		MP19	T4	TP1	LGBF		2				CE7	33
1089	ACETALDEHYDE	3	F1	I	3		0	E0	P001		MP7 MP17	T11	TP2 TP7	L4BN	TU8	1					33
1090	ACETONE	3	F1	II	3		1 L	E2	P001 IBC02 R001		MP19	T4	TP1	LGBF		2				CE7	33
1091	ACETONE OILS	3	F1	II	3		1 L	E2	P001 IBC02 R001		MP19	T4	TP1 TP8	LGBF		2				CE7	33
1092	ACROLEIN, STABILIZED	6.1	TF1	I	6.1+3	354 386	0	E0	P601		MP8 MP17	T22	TP2 TP7	L15CH	TU14 TU15 TU38 TE21 TE22 TE25	1			CW13 CW28 CW31		663

UN No.	Name and description	Class	Classification code	Packing group	Labels	Special provisions	Limited and excepted quantities		Packaging			Portable tanks and bulk containers		RID Tanks		Transport category	Special provisions for carriage			Colis express (express parcels)	Hazard identification No.
									Packing instructions	Special packing provisions	Mixed packing provisions	Instructions	Special provisions	Tank code	Special provisions		Packages	Bulk	Loading, unloading and handling		
	3.1.2	2.2	2.2	2.1.1.3	5.2.2	3.3	3.4/3.5.1.2		4.1.4	4.1.4	4.1.10	4.2.5.2, 7.3.2	4.2.5.3	4.3	4.3.5, 6.8.4	1.1.3.1(c)	7.2.4	7.3.3	7.5.11	7.6	5.3.2.3
(1)	(2)	(3a)	(3b)	(4)	(5)	(6)	(7a)	(7b)	(8)	(9a)	(9b)	(10)	(11)	(12)	(13)	(15)	(16)	(17)	(18)	(19)	(20)
1093	ACRYLONITRILE, STABILIZED	3	FT1	I	3+6.1	386	0	E0	P001		MP7 MP17	T14	TP2	L10CH	TU14 TU15 TU38 TE21 TE22	1			CW13 CW28		336
1098	ALLYL ALCOHOL	6.1	TF1	I	6.1+3	354	0	E0	P602		MP8 MP17	T20	TP2	L10CH	TU14 TU15 TU38 TE21 TE22	1			CW13 CW28 CW31		663
1099	ALLYL BROMIDE	3	FT1	I	3+6.1		0	E0	P001		MP7 MP17	T14	TP2	L10CH	TU14 TU15 TU38 TE21 TE22	1			CW13 CW28		336
1100	ALLYL CHLORIDE	3	FT1	I	3+6.1		0	E0	P001		MP7 MP17	T14	TP2	L10CH	TU14 TU15 TU38 TE21 TE22	1			CW13 CW28		336
1104	AMYL ACETATES	3	F1	III	3		5 L	E1	P001 IBC03 LP01 R001		MP19	T2	TP1	LGBF		3	W12			CE4	30
1105	PENTANOLS	3	F1	II	3		1 L	E2	P001 IBC02 R001		MP19	T4	TP1 TP29	LGBF		2				CE7	33
1105	PENTANOLS	3	F1	III	3		5 L	E1	P001 IBC03 LP01 R001		MP19	T2	TP1	LGBF		3	W12			CE4	30
1106	AMYLAMINE	3	FC	II	3+8		1 L	E2	P001 IBC02		MP19	T7	TP1	L4BH		2				CE7	338
1106	AMYLAMINE	3	FC	III	3+8		5 L	E1	P001 IBC03 R001		MP19	T4	TP1	L4BN		3	W12			CE4	38

UN No.	Name and description	Class	Classification code	Packing group	Labels	Special provisions	Limited and excepted quantities		Packaging			Portable tanks and bulk containers		RID Tanks		Transport category	Special provisions for carriage			Colis express (express parcels)	Hazard identification No.
									Packing instructions	Special packing provisions	Mixed packing provisions	Instructions	Special provisions	Tank code	Special provisions		Packages	Bulk	Loading, unloading and handling		
	3.1.2	2.2	2.2	2.1.1.3	5.2.2	3.3	3.4/3.5.1.2		4.1.4	4.1.4	4.1.10	4.2.5.2, 7.3.2	4.2.5.3	4.3	4.3.5, 6.8.4	1.1.3.1(c)	7.2.4	7.3.3	7.5.11	7.6	5.3.2.3
(1)	(2)	(3a)	(3b)	(4)	(5)	(6)	(7a)	(7b)	(8)	(9a)	(9b)	(10)	(11)	(12)	(13)	(15)	(16)	(17)	(18)	(19)	(20)
1107	AMYL CHLORIDE	3	F1	II	3		1 L	E2	P001 IBC02 R001		MP19	T4	TP1	LGBF		2				CE7	33
1108	1-PENTENE (n-AMYLENE)	3	F1	I	3		0	E3	P001		MP7 MP17	T11	TP2	L4BN		1					33
1109	AMYL FORMATES	3	F1	III	3		5 L	E1	P001 IBC03 LP01 R001		MP19	T2	TP1	LGBF		3	W12			CE4	30
1110	n-AMYL METHYL KETONE	3	F1	III	3		5 L	E1	P001 IBC03 LP01 R001		MP19	T2	TP1	LGBF		3	W12			CE4	30
1111	AMYL MERCAPTAN	3	F1	II	3		1 L	E2	P001 IBC02 R001		MP19	T4	TP1	LGBF		2				CE7	33
1112	AMYL NITRATE	3	F1	III	3		5 L	E1	P001 IBC03 LP01 R001		MP19	T2	TP1	LGBF		3	W12			CE4	30
1113	AMYL NITRITE	3	F1	II	3		1 L	E2	P001 IBC02 R001		MP19	T4	TP1	LGBF		2				CE7	33
1114	BENZENE	3	F1	II	3		1 L	E2	P001 IBC02 R001		MP19	T4	TP1	LGBF		2				CE7	33
1120	BUTANOLS	3	F1	II	3		1 L	E2	P001 IBC02 R001		MP19	T4	TP1 TP29	LGBF		2				CE7	33
1120	BUTANOLS	3	F1	III	3		5 L	E1	P001 IBC03 LP01 R001		MP19	T2	TP1	LGBF		3	W12			CE4	30
1123	BUTYL ACETATES	3	F1	II	3		1 L	E2	P001 IBC02 R001		MP19	T4	TP1	LGBF		2				CE7	33

UN No.	Name and description	Class	Classification code	Packing group	Labels	Special provisions	Limited and excepted quantities		Packaging			Portable tanks and bulk containers		RID Tanks		Transport category	Special provisions for carriage			Colis express (express parcels)	Hazard identification No.
									Packing instructions	Special packing provisions	Mixed packing provisions	Instructions	Special provisions	Tank code	Special provisions		Packages	Bulk	Loading, unloading and handling		
	3.1.2	2.2	2.2	2.1.1.3	5.2.2	3.3	3.4/3.5.1.2		4.1.4	4.1.4	4.1.10	4.2.5.2, 7.3.2	4.2.5.3	4.3	4.3.5, 6.8.4	1.1.3.1(c)	7.2.4	7.3.3	7.5.11	7.6	5.3.2.3
(1)	(2)	(3a)	(3b)	(4)	(5)	(6)	(7a)	(7b)	(8)	(9a)	(9b)	(10)	(11)	(12)	(13)	(15)	(16)	(17)	(18)	(19)	(20)
1123	BUTYL ACETATES	3	F1	III	3		5 L	E1	P001 IBC03 LP01 R001		MP19	T2	TP1	LGBF		3	W12			CE4	30
1125	n-BUTYLAMINE	3	FC	II	3+8		1 L	E2	P001 IBC02		MP19	T7	TP1	L4BH		2				CE7	338
1126	1-BROMOBUTANE	3	F1	II	3		1 L	E2	P001 IBC02 R001		MP19	T4	TP1	LGBF		2				CE7	33
1127	CHLOROBUTANES	3	F1	II	3		1 L	E2	P001 IBC02 R001		MP19	T4	TP1	LGBF		2				CE7	33
1128	n-BUTYL FORMATE	3	F1	II	3		1 L	E2	P001 IBC02 R001		MP19	T4	TP1	LGBF		2				CE7	33
1129	BUTYRALDEHYDE	3	F1	II	3		1 L	E2	P001 IBC02 R001		MP19	T4	TP1	LGBF		2				CE7	33
1130	CAMPHOR OIL	3	F1	III	3		5 L	E1	P001 IBC03 LP01 R001		MP19	T2	TP1	LGBF		3	W12			CE4	30
1131	CARBON DISULPHIDE	3	FT1	I	3+6.1		0	E0	P001	PP31	MP7 MP17	T14	TP2 TP7	L10CH	TU2 TU14 TU15 TU38 TE21 TE22	1			CW13 CW28		336
1133	ADHESIVES containing flammable liquid	3	F1	I	3		500 ml	E3	P001		MP7 MP17	T11	TP1 TP8 TP27	L4BN		1					33
1133	ADHESIVES containing flammable liquid (vapour pressure at 50 °C more than 110 kPa)	3	F1	II	3	640C	5 L	E2	P001	PP1	MP19	T4	TP1 TP8	L1.5BN		2				CE7	33
1133	ADHESIVES containing flammable liquid (vapour pressure at 50 °C not more than 110 kPa)	3	F1	II	3	640D	5 L	E2	P001 IBC02 R001	PP1	MP19	T4	TP1 TP8	LGBF		2				CE7	33

UN No.	Name and description	Class	Classification code	Packing group	Labels	Special provisions	Limited and excepted quantities		Packaging			Portable tanks and bulk containers		RID Tanks		Transport category	Special provisions for carriage			Colis express (express parcels)	Hazard identification No.
									Packing instructions	Special packing provisions	Mixed packing provisions	Instructions	Special provisions	Tank code	Special provisions		Packages	Bulk	Loading, unloading and handling		
	3.1.2	2.2	2.2	2.1.1.3	5.2.2	3.3	3.4/3.5.1.2		4.1.4	4.1.4	4.1.10	4.2.5.2, 7.3.2	4.2.5.3	4.3	4.3.5, 6.8.4	1.1.3.1(c)	7.2.4	7.3.3	7.5.11	7.6	5.3.2.3
(1)	(2)	(3a)	(3b)	(4)	(5)	(6)	(7a)	(7b)	(8)	(9a)	(9b)	(10)	(11)	(12)	(13)	(15)	(16)	(17)	(18)	(19)	(20)
1133	ADHESIVES containing flammable liquid	3	F1	III	3		5 L	E1	P001 IBC03 LP01 R001	PP1	MP19	T2	TP1	LGBF		3	W12			CE4	30
1133	ADHESIVES containing flammable liquid (having a flash-point below 23 °C and viscous according to 2.2.3.1.4) (vapour pressure at 50 °C more than 110 kPa)	3	F1	III	3		5 L	E1	P001 R001	PP1	MP19					3				CE4	33
1133	ADHESIVES containing flammable liquid (having a flash-point below 23 °C and viscous according to 2.2.3.1.4) (vapour pressure at 50 °C not more than 110 kPa)	3	F1	III	3		5 L	E1	P001 IBC02 R001	PP1 BB4	MP19					3				CE4	33
1134	CHLOROBENZENE	3	F1	III	3		5 L	E1	P001 IBC03 LP01 R001		MP19	T2	TP1	LGBF		3	W12			CE4	30
1135	ETHYLENE CHLOROHYDRIN	6.1	TF1	I	6.1+3	354	0	E0	P602		MP8 MP17	T20	TP2	L10CH	TU14 TU15 TU38 TE21 TE22	1			CW13 CW28 CW31		663
1136	COAL TAR DISTILLATES, FLAMMABLE	3	F1	II	3		1 L	E2	P001 IBC02 R001		MP19	T4	TP1	LGBF		2				CE7	33
1136	COAL TAR DISTILLATES, FLAMMABLE	3	F1	III	3		5 L	E1	P001 IBC03 LP01 R001		MP19	T4	TP1 TP29	LGBF		3	W12			CE4	30
1139	COATING SOLUTION (includes surface treatments or coatings used for industrial or other purposes such as vehicle under coating, drum or barrel lining)	3	F1	I	3		500 ml	E3	P001		MP7 MP17	T11	TP1 TP8 TP27	L4BN		1					33
1139	COATING SOLUTION (includes surface treatments or coatings used for industrial or other purposes such as vehicle under coating, drum or barrel lining) (vapour pressure at 50 °C more than 110 kPa)	3	F1	II	3	640C	5 L	E2	P001		MP19	T4	TP1 TP8	L1.5BN		2				CE7	33

UN No.	Name and description	Class	Classification code	Packing group	Labels	Special provisions	Limited and excepted quantities		Packaging			Portable tanks and bulk containers		RID Tanks		Transport category	Special provisions for carriage			Colis express (express parcels)	Hazard identification No.
									Packing instructions	Special packing provisions	Mixed packing provisions	Instructions	Special provisions	Tank code	Special provisions		Packages	Bulk	Loading, unloading and handling		
	3.1.2	2.2	2.2	2.1.1.3	5.2.2	3.3	3.4/3.5.1.2		4.1.4	4.1.4	4.1.10	4.2.5.2, 7.3.2	4.2.5.3	4.3	4.3.5, 6.8.4	1.1.3.1(c)	7.2.4	7.3.3	7.5.11	7.6	5.3.2.3
(1)	(2)	(3a)	(3b)	(4)	(5)	(6)	(7a)	(7b)	(8)	(9a)	(9b)	(10)	(11)	(12)	(13)	(15)	(16)	(17)	(18)	(19)	(20)
1139	COATING SOLUTION (includes surface treatments or coatings used for industrial or other purposes such as vehicle under coating, drum or barrel lining) (vapour pressure at 50 °C not more than 110 kPa)	3	F1	II	3	640D	5 L	E2	P001 IBC02 R001		MP19	T4	TP1 TP8	LGBF		2				CE7	33
1139	COATING SOLUTION (includes surface treatments or coatings used for industrial or other purposes such as vehicle under coating, drum or barrel lining)	3	F1	III	3		5 L	E1	P001 IBC03 LP01 R001		MP19	T2	TP1	LGBF		3	W12			CE4	30
1139	COATING SOLUTION (includes surface treatments or coatings used for industrial or other purposes such as vehicle under coating, drum or barrel lining) (having a flash-point below 23 °C and viscous according to 2.2.3.1.4) (vapour pressure at 50 °C more than 110 kPa)	3	F1	III	3		5 L	E1	P001 R001		MP19					3				CE4	33
1139	COATING SOLUTION (includes surface treatments or coatings used for industrial or other purposes such as vehicle under coating, drum or barrel lining) (having a flash-point below 23 °C and viscous according to 2.2.3.1.4) (vapour pressure at 50 °C not more than 110 kPa)	3	F1	III	3		5 L	E1	P001 IBC02 R001	BB4	MP19					3				CE4	33
1143	CROTONALDEHYDE or CROTONALDEHYDE, STABILIZED	6.1	TF1	I	6.1+3	324 354 386	0	E0	P602		MP8 MP17	T20	TP2	L10CH	TU14 TU15 TU38 TE21 TE22	1			CW13 CW28 CW31		663
1144	CROTONYLENE	3	F1	I	3		0	E3	P001		MP7 MP17	T11	TP2	L4BN		1					339
1145	CYCLOHEXANE	3	F1	II	3		1 L	E2	P001 IBC02 R001		MP19	T4	TP1	LGBF		2				CE7	33
1146	CYCLOPENTANE	3	F1	II	3		1 L	E2	P001 IBC02 R001		MP19	T7	TP1	LGBF		2				CE7	33

UN No.	Name and description	Class	Classification code	Packing group	Labels	Special provisions	Limited and excepted quantities		Packaging			Portable tanks and bulk containers		RID Tanks		Transport category	Special provisions for carriage			Colis express (express parcels)	Hazard identification No.
									Packing instructions	Special packing provisions	Mixed packing provisions	Instructions	Special provisions	Tank code	Special provisions		Packages	Bulk	Loading, unloading and handling		
	3.1.2	2.2	2.2	2.1.1.3	5.2.2	3.3	3.4/3.5.1.2		4.1.4	4.1.4	4.1.10	4.2.5.2, 7.3.2	4.2.5.3	4.3	4.3.5, 6.8.4	1.1.3.1(c)	7.2.4	7.3.3	7.5.11	7.6	5.3.2.3
(1)	(2)	(3a)	(3b)	(4)	(5)	(6)	(7a)	(7b)	(8)	(9a)	(9b)	(10)	(11)	(12)	(13)	(15)	(16)	(17)	(18)	(19)	(20)
1147	DECAHYDRO-NAPHTHALENE	3	F1	III	3		5 L	E1	P001 IBC03 LP01 R001		MP19	T2	TP1	LGBF		3	W12			CE4	30
1148	DIACETONE ALCOHOL	3	F1	II	3		1 L	E2	P001 IBC02 R001		MP19	T4	TP1	LGBF		2				CE7	33
1148	DIACETONE ALCOHOL	3	F1	III	3		5 L	E1	P001 IBC03 LP01 R001		MP19	T2	TP1	LGBF		3	W12			CE4	30
1149	DIBUTYL ETHERS	3	F1	III	3		5 L	E1	P001 IBC03 LP01 R001		MP19	T2	TP1	LGBF		3	W12			CE4	30
1150	1,2-DICHLOROETHYLENE	3	F1	II	3		1 L	E2	P001 IBC02 R001		MP19	T7	TP2	LGBF		2				CE7	33
1152	DICHLOROPENTANES	3	F1	III	3		5 L	E1	P001 IBC03 LP01 R001		MP19	T2	TP1	LGBF		3	W12			CE4	30
1153	ETHYLENE GLYCOL DIETHYL ETHER	3	F1	II	3		1 L	E2	P001 IBC02 R001		MP19	T4	TP1	LGBF		2				CE7	33
1153	ETHYLENE GLYCOL DIETHYL ETHER	3	F1	III	3		5 L	E1	P001 IBC03 LP01 R001		MP19	T2	TP1	LGBF		3	W12			CE4	30
1154	DIETHYLAMINE	3	FC	II	3+8		1 L	E2	P001 IBC02		MP19	T7	TP1	L4BH		2				CE7	338
1155	DIETHYL ETHER (ETHYL ETHER)	3	F1	I	3		0	E3	P001		MP7 MP17	T11	TP2	L4BN		1					33
1156	DIETHYL KETONE	3	F1	II	3		1 L	E2	P001 IBC02 R001		MP19	T4	TP1	LGBF		2				CE7	33

UN No.	Name and description	Class	Classification code	Packing group	Labels	Special provisions	Limited and excepted quantities		Packaging			Portable tanks and bulk containers		RID Tanks		Transport category	Special provisions for carriage			Colis express (express parcels)	Hazard identification No.
									Packing instructions	Special packing provisions	Mixed packing provisions	Instructions	Special provisions	Tank code	Special provisions		Packages	Bulk	Loading, unloading and handling		
	3.1.2	2.2	2.2	2.1.1.3	5.2.2	3.3	3.4/3.5.1.2		4.1.4	4.1.4	4.1.10	4.2.5.2, 7.3.2	4.2.5.3	4.3	4.3.5, 6.8.4	1.1.3.1(c)	7.2.4	7.3.3	7.5.11	7.6	5.3.2.3
(1)	(2)	(3a)	(3b)	(4)	(5)	(6)	(7a)	(7b)	(8)	(9a)	(9b)	(10)	(11)	(12)	(13)	(15)	(16)	(17)	(18)	(19)	(20)
1157	DIISOBUTYL KETONE	3	F1	III	3		5 L	E1	P001 IBC03 LP01 R001		MP19	T2	TP1	LGBF		3	W12			CE4	30
1158	DIISOPROPYLAMINE	3	FC	II	3+8		1 L	E2	P001 IBC02		MP19	T7	TP1	L4BH		2				CE7	338
1159	DIISOPROPYL ETHER	3	F1	II	3		1 L	E2	P001 IBC02 R001		MP19	T4	TP1	LGBF		2				CE7	33
1160	DIMETHYLAMINE AQUEOUS SOLUTION	3	FC	II	3+8		1 L	E2	P001 IBC02		MP19	T7	TP1	L4BH		2				CE7	338
1161	DIMETHYL CARBONATE	3	F1	II	3		1 L	E2	P001 IBC02 R001		MP19	T4	TP1	LGBF		2				CE7	33
1162	DIMETHYLDICHLOROSILANE	3	FC	II	3+8		0	E0	P010		MP19	T10	TP2 TP7	L4BH		2				CE7	X338
1163	DIMETHYLHYDRAZINE, UNSYMMETRICAL	6.1	TFC	I	6.1+3+8	354	0	E0	P602		MP8 MP17	T20	TP2	L10CH	TU14 TU15 TU38 TE21 TE22	1			CW13 CW28 CW31		663
1164	DIMETHYL SULPHIDE	3	F1	II	3		1 L	E2	P001 IBC02	B8	MP19	T7	TP2	L1.5BN		2				CE7	33
1165	DIOXANE	3	F1	II	3		1 L	E2	P001 IBC02 R001		MP19	T4	TP1	LGBF		2				CE7	33
1166	DIOXOLANE	3	F1	II	3		1 L	E2	P001 IBC02 R001		MP19	T4	TP1	LGBF		2				CE7	33
1167	DIVINYL ETHER, STABILIZED	3	F1	I	3	386	0	E3	P001		MP7 MP17	T11	TP2	L4BN		1					339
1169	EXTRACTS, AROMATIC, LIQUID (vapour pressure at 50 °C more than 110 kPa)	3	F1	II	3	601 640C	5 L	E2	P001		MP19	T4	TP1 TP8	L1.5BN		2				CE7	33
1169	EXTRACTS, AROMATIC, LIQUID (vapour pressure at 50 °C not more than 110 kPa)	3	F1	II	3	601 640D	5 L	E2	P001 IBC02 R001		MP19	T4	TP1 TP8	LGBF		2				CE7	33

UN No.	Name and description	Class	Classification code	Packing group	Labels	Special provisions	Limited and excepted quantities		Packaging			Portable tanks and bulk containers		RID Tanks		Transport category	Special provisions for carriage			Colis express (express parcels)	Hazard identification No.
									Packing instructions	Special packing provisions	Mixed packing provisions	Instructions	Special provisions	Tank code	Special provisions		Packages	Bulk	Loading, unloading and handling		
	3.1.2	2.2	2.2	2.1.1.3	5.2.2	3.3	3.4/3.5.1.2		4.1.4	4.1.4	4.1.10	4.2.5.2, 7.3.2	4.2.5.3	4.3	4.3.5, 6.8.4	1.1.3.1(c)	7.2.4	7.3.3	7.5.11	7.6	5.3.2.3
(1)	(2)	(3a)	(3b)	(4)	(5)	(6)	(7a)	(7b)	(8)	(9a)	(9b)	(10)	(11)	(12)	(13)	(15)	(16)	(17)	(18)	(19)	(20)
1169	EXTRACTS, AROMATIC, LIQUID	3	F1	III	3	601	5 L	E1	P001 IBC03 LP01 R001		MP19	T2	TP1	LGBF		3	W12			CE4	30
1169	EXTRACTS, AROMATIC, LIQUID (having a flash-point below 23 °C and viscous according to 2.2.3.1.4) (vapour pressure at 50 °C more than 110 kPa)	3	F1	III	3	601	5 L	E1	P001 R001		MP19					3				CE4	33
1169	EXTRACTS, AROMATIC, LIQUID (having a flash-point below 23 °C and viscous according to 2.2.3.1.4) (vapour pressure at 50 °C not more than 110 kPa)	3	F1	III	3	601	5 L	E1	P001 IBC02 R001	BB4	MP19					3				CE4	33
1170	ETHANOL (ETHYL ALCOHOL) or ETHANOL SOLUTION (ETHYL ALCOHOL SOLUTION)	3	F1	II	3	144 601	1 L	E2	P001 IBC02 R001		MP19	T4	TP1	LGBF		2				CE7	33
1170	ETHANOL SOLUTION (ETHYL ALCOHOL SOLUTION)	3	F1	III	3	144 601	5 L	E1	P001 IBC03 LP01 R001		MP19	T2	TP1	LGBF		3	W12			CE4	30
1171	ETHYLENE GLYCOL MONOETHYL ETHER	3	F1	III	3		5 L	E1	P001 IBC03 LP01 R001		MP19	T2	TP1	LGBF		3	W12			CE4	30
1172	ETHYLENE GLYCOL MONOETHYL ETHER ACETATE	3	F1	III	3		5 L	E1	P001 IBC03 LP01 R001		MP19	T2	TP1	LGBF		3	W12			CE4	30
1173	ETHYL ACETATE	3	F1	II	3		1 L	E2	P001 IBC02 R001		MP19	T4	TP1	LGBF		2				CE7	33
1175	ETHYLBENZENE	3	F1	II	3		1 L	E2	P001 IBC02 R001		MP19	T4	TP1	LGBF		2				CE7	33
1176	ETHYL BORATE	3	F1	II	3		1 L	E2	P001 IBC02 R001		MP19	T4	TP1	LGBF		2				CE7	33

UN No.	Name and description	Class	Classification code	Packing group	Labels	Special provisions	Limited and excepted quantities		Packaging			Portable tanks and bulk containers		RID Tanks		Transport category	Special provisions for carriage			Colis express (express parcels)	Hazard identification No.
									Packing instructions	Special packing provisions	Mixed packing provisions	Instructions	Special provisions	Tank code	Special provisions		Packages	Bulk	Loading, unloading and handling		
	3.1.2	2.2	2.2	2.1.1.3	5.2.2	3.3	3.4/3.5.1.2		4.1.4	4.1.4	4.1.10	4.2.5.2, 7.3.2	4.2.5.3	4.3	4.3.5, 6.8.4	1.1.3.1(c)	7.2.4	7.3.3	7.5.11	7.6	5.3.2.3
(1)	(2)	(3a)	(3b)	(4)	(5)	(6)	(7a) (7b)		(8)	(9a)	(9b)	(10)	(11)	(12)	(13)	(15)	(16)	(17)	(18)	(19)	(20)
1177	2-ETHYLBUTYL ACETATE	3	F1	III	3		5 L E1		P001 IBC03 LP01 R001		MP19	T2	TP1	LGBF		3	W12			CE4	30
1178	2-ETHYLBUTYRALDEHYDE	3	F1	II	3		1 L E2		P001 IBC02 R001		MP19	T4	TP1	LGBF		2				CE7	33
1179	ETHYL BUTYL ETHER	3	F1	II	3		1 L E2		P001 IBC02 R001		MP19	T4	TP1	LGBF		2				CE7	33
1180	ETHYL BUTYRATE	3	F1	III	3		5 L E1		P001 IBC03 LP01 R001		MP19	T2	TP1	LGBF		3	W12			CE4	30
1181	ETHYL CHLOROACETATE	6.1	TF1	II	6.1+3		100 ml E4		P001 IBC02		MP15	T7	TP2	L4BH	TU15	2			CW13 CW28 CW31	CE5	63
1182	ETHYL CHLOROFORMATE	6.1	TFC	I	6.1+3+8	354	0 E0		P602		MP8 MP17	T20	TP2	L10CH	TU14 TU15 TU38 TE21 TE22	1			CW13 CW28 CW31		663
1183	ETHYLDICHLOROSILANE	4.3	WFC	I	4.3+3+8		0 E0		P401	RR7	MP2	T14	TP2 TP7	L10DH	TU14 TU23 TU38 TE21 TE22 TM2 TM3	0	W1		CW23		X338
1184	ETHYLENE DICHLORIDE	3	FT1	II	3+6.1		1 L E2		P001 IBC02		MP19	T7	TP1	L4BH	TU15	2			CW13 CW28	CE7	336
1185	ETHYLENEIMINE, STABILIZED	6.1	TF1	I	6.1+3	354 386	0 E0		P601		MP2	T22	TP2	L15CH	TU14 TU15 TU38 TE21 TE22 TE25	1			CW13 CW28 CW31		663

UN No.	Name and description	Class	Classification code	Packing group	Labels	Special provisions	Limited and excepted quantities		Packaging			Portable tanks and bulk containers		RID Tanks		Transport category	Special provisions for carriage			Colis express (express parcels)	Hazard identification No.
									Packing instructions	Special packing provisions	Mixed packing provisions	Instructions	Special provisions	Tank code	Special provisions		Packages	Bulk	Loading, unloading and handling		
	3.1.2	2.2	2.2	2.1.1.3	5.2.2	3.3	3.4/3.5.1.2		4.1.4	4.1.4	4.1.10	4.2.5.2, 7.3.2	4.2.5.3	4.3	4.3.5, 6.8.4	1.1.3.1(c)	7.2.4	7.3.3	7.5.11	7.6	5.3.2.3
(1)	(2)	(3a)	(3b)	(4)	(5)	(6)	(7a)	(7b)	(8)	(9a)	(9b)	(10)	(11)	(12)	(13)	(15)	(16)	(17)	(18)	(19)	(20)
1188	ETHYLENE GLYCOL MONOMETHYL ETHER	3	F1	III	3		5 L	E1	P001 IBC03 LP01 R001		MP19	T2	TP1	LGBF		3	W12			CE4	30
1189	ETHYLENE GLYCOL MONOMETHYL ETHER ACETATE	3	F1	III	3		5 L	E1	P001 IBC03 LP01 R001		MP19	T2	TP1	LGBF		3	W12			CE4	30
1190	ETHYL FORMATE	3	F1	II	3		1 L	E2	P001 IBC02 R001		MP19	T4	TP1	LGBF		2				CE7	33
1191	OCTYL ALDEHYDES	3	F1	III	3		5 L	E1	P001 IBC03 LP01 R001		MP19	T2	TP1	LGBF		3	W12			CE4	30
1192	ETHYL LACTATE	3	F1	III	3		5 L	E1	P001 IBC03 LP01 R001		MP19	T2	TP1	LGBF		3	W12			CE4	30
1193	ETHYL METHYL KETONE (METHYL ETHYL KETONE)	3	F1	II	3		1 L	E2	P001 IBC02 R001		MP19	T4	TP1	LGBF		2				CE7	33
1194	ETHYL NITRITE SOLUTION	3	FT1	I	3+6.1		0	E0	P001		MP7 MP17			L10CH	TU14 TU15 TU38 TE21 TE22	1			CW13 CW28		336
1195	ETHYL PROPIONATE	3	F1	II	3		1 L	E2	P001 IBC02 R001		MP19	T4	TP1	LGBF		2				CE7	33
1196	ETHYLTRICHLOROSILANE	3	FC	II	3+8		0	E0	P010		MP19	T10	TP2 TP7	L4BH		2				CE7	X338
1197	EXTRACTS, FLAVOURING, LIQUID (vapour pressure at 50 °C more than 110 kPa)	3	F1	II	3	601 640C	5 L	E2	P001		MP19	T4	TP1 TP8	L1.5BN		2				CE7	33

UN No.	Name and description	Class	Classification code	Packing group	Labels	Special provisions	Limited and excepted quantities		Packaging			Portable tanks and bulk containers		RID Tanks		Transport category	Special provisions for carriage			Colis express (express parcels)	Hazard identification No.
									Packing instructions	Special packing provisions	Mixed packing provisions	Instructions	Special provisions	Tank code	Special provisions		Packages	Bulk	Loading, unloading and handling		
	3.1.2	2.2	2.2	2.1.1.3	5.2.2	3.3	3.4/3.5.1.2		4.1.4	4.1.4	4.1.10	4.2.5.2, 7.3.2	4.2.5.3	4.3	4.3.5, 6.8.4	1.1.3.1(c)	7.2.4	7.3.3	7.5.11	7.6	5.3.2.3
(1)	(2)	(3a)	(3b)	(4)	(5)	(6)	(7a)	(7b)	(8)	(9a)	(9b)	(10)	(11)	(12)	(13)	(15)	(16)	(17)	(18)	(19)	(20)
1197	EXTRACTS, FLAVOURING, LIQUID (vapour pressure at 50 °C not more than 110 kPa)	3	F1	II	3	601 640D	5 L	E2	P001 IBC02 R001		MP19	T4	TP1 TP8	LGBF		2				CE7	33
1197	EXTRACTS, FLAVOURING, LIQUID	3	F1	III	3	601	5 L	E1	P001 IBC03 LP01 R001		MP19	T2	TP1	LGBF		3	W12			CE4	30
1197	EXTRACTS, FLAVOURING, LIQUID (having a flash-point below 23 °C and viscous according to 2.2.3.1.4) (vapour pressure at 50 °C more than 110 kPa)	3	F1	III	3	601	5 L	E1	P001 R001		MP19					3				CE4	33
1197	EXTRACTS, FLAVOURING, LIQUID (having a flash-point below 23 °C and viscous according to 2.2.3.1.4) (vapour pressure at 50 °C not more than 110 kPa)	3	F1	III	3	601	5 L	E1	P001 IBC02 R001	BB4	MP19					3				CE4	33
1198	FORMALDEHYDE SOLUTION, FLAMMABLE	3	FC	III	3+8		5 L	E1	P001 IBC03 R001		MP19	T4	TP1	L4BN		3	W12			CE4	38
1199	FURALDEHYDES	6.1	TF1	II	6.1+3		100 ml	E4	P001 IBC02		MP15	T7	TP2	L4BH	TU15	2			CW13 CW28 CW31	CE5	63
1201	FUSEL OIL	3	F1	II	3		1 L	E2	P001 IBC02 R001		MP19	T4	TP1	LGBF		2				CE7	33
1201	FUSEL OIL	3	F1	III	3		5 L	E1	P001 IBC03 LP01 R001		MP19	T2	TP1	LGBF		3	W12			CE4	30
1202	GAS OIL or DIESEL FUEL or HEATING OIL, LIGHT (flash-point not more than 60 °C)	3	F1	III	3	640K	5 L	E1	P001 IBC03 LP01 R001		MP19	T2	TP1	LGBF		3	W12			CE4	30
1202	DIESEL FUEL complying with standard EN 590:2013 + A1:2017 or GAS OIL or HEATING OIL, LIGHT with a flash-point as specified in EN 590:2013 + A1:2017	3	F1	III	3	640L	5 L	E1	P001 IBC03 LP01 R001		MP19	T2	TP1	LGBF		3	W12			CE4	30

UN No.	Name and description	Class	Classification code	Packing group	Labels	Special provisions	Limited and excepted quantities		Packaging			Portable tanks and bulk containers		RID Tanks		Transport category	Special provisions for carriage			Colis express (express parcels)	Hazard identification No.
									Packing instructions	Special packing provisions	Mixed packing provisions	Instructions	Special provisions	Tank code	Special provisions		Packages	Bulk	Loading, unloading and handling		
	3.1.2	2.2	2.2	2.1.1.3	5.2.2	3.3	3.4/3.5.1.2		4.1.4	4.1.4	4.1.10	4.2.5.2, 7.3.2	4.2.5.3	4.3	4.3.5, 6.8.4	1.1.3.1(c)	7.2.4	7.3.3	7.5.11	7.6	5.3.2.3
(1)	(2)	(3a)	(3b)	(4)	(5)	(6)	(7a)	(7b)	(8)	(9a)	(9b)	(10)	(11)	(12)	(13)	(15)	(16)	(17)	(18)	(19)	(20)
1202	GAS OIL or DIESEL FUEL or HEATING OIL, LIGHT (flash-point more than 60 °C and not more than 100 °C)	3	F1	III	3	640M	5 L	E1	P001 IBC03 LP01 R001		MP19	T2	TP1	LGBV		3	W12			CE4	30
1203	MOTOR SPIRIT or GASOLINE or PETROL	3	F1	II	3	243 534	1 L	E2	P001 IBC02 R001	BB2	MP19	T4	TP1	LGBF	TU9	2				CE7	33
1204	NITROGLYCERIN SOLUTION IN ALCOHOL with not more than 1% nitroglycerin	3	D	II	3	601	1 L	E0	P001 IBC02	PP5	MP2					2				CE7	33
1206	HEPTANES	3	F1	II	3		1 L	E2	P001 IBC02 R001		MP19	T4	TP1	LGBF		2				CE7	33
1207	HEXALDEHYDE	3	F1	III	3		5 L	E1	P001 IBC03 LP01 R001		MP19	T2	TP1	LGBF		3	W12			CE4	30
1208	HEXANES	3	F1	II	3		1 L	E2	P001 IBC02 R001		MP19	T4	TP1	LGBF		2				CE7	33
1210	PRINTING INK, flammable or PRINTING INK RELATED MATERIAL (including printing ink thinning or reducing compound), flammable	3	F1	I	3	163 367	500 ml	E3	P001		MP7 MP17	T11	TP1 TP8	L4BN		1					33
1210	PRINTING INK, flammable or PRINTING INK RELATED MATERIAL (including printing ink thinning or reducing compound), flammable (vapour pressure at 50 °C more than 110 kPa)	3	F1	II	3	163 367 640C	5 L	E2	P001	PP1	MP19	T4	TP1 TP8	L1.5BN		2				CE7	33
1210	PRINTING INK, flammable or PRINTING INK RELATED MATERIAL (including printing ink thinning or reducing compound), flammable (vapour pressure at 50 °C not more than 110 kPa)	3	F1	II	3	163 367 640D	5 L	E2	P001 IBC02 R001	PP1	MP19	T4	TP1 TP8	LGBF		2				CE7	33

UN No.	Name and description	Class	Classification code	Packing group	Labels	Special provisions	Limited and excepted quantities		Packaging			Portable tanks and bulk containers		RID Tanks		Transport category	Special provisions for carriage			Colis express (express parcels)	Hazard identification No.
									Packing instructions	Special packing provisions	Mixed packing provisions	Instructions	Special provisions	Tank code	Special provisions		Packages	Bulk	Loading, unloading and handling		
	3.1.2	2.2	2.2	2.1.1.3	5.2.2	3.3	3.4/3.5.1.2		4.1.4	4.1.4	4.1.10	4.2.5.2, 7.3.2	4.2.5.3	4.3	4.3.5, 6.8.4	1.1.3.1(c)	7.2.4	7.3.3	7.5.11	7.6	5.3.2.3
(1)	(2)	(3a)	(3b)	(4)	(5)	(6)	(7a)	(7b)	(8)	(9a)	(9b)	(10)	(11)	(12)	(13)	(15)	(16)	(17)	(18)	(19)	(20)
1210	PRINTING INK, flammable or PRINTING INK RELATED MATERIAL (including printing ink thinning or reducing compound), flammable	3	F1	III	3	163 367	5 L	E1	P001 IBC03 LP01 R001	PP1	MP19	T2	TP1	LGBF		3	W12			CE4	30
1210	PRINTING INK, flammable or PRINTING INK RELATED MATERIAL (including printing ink thinning or reducing compound), flammable (having a flash-point below 23 °C and viscous according to 2.2.3.1.4) (vapour pressure at 50 °C more than 110 kPa)	3	F1	III	3	163 367	5 L	E1	P001 R001	PP1	MP19					3				CE4	33
1210	PRINTING INK, flammable or PRINTING INK RELATED MATERIAL (including printing ink thinning or reducing compound), flammable (having a flash-point below 23 °C and viscous according to 2.2.3.1.4) (vapour pressure at 50 °C not more than 110 kPa)	3	F1	III	3	163 367	5 L	E1	P001 IBC02 R001	PP1 BB4	MP19					3				CE4	33
1212	ISOBUTANOL (ISOBUTYL ALCOHOL)	3	F1	III	3		5 L	E1	P001 IBC03 LP01 R001		MP19	T2	TP1	LGBF		3	W12			CE4	30
1213	ISOBUTYL ACETATE	3	F1	II	3		1 L	E2	P001 IBC02 R001		MP19	T4	TP1	LGBF		2				CE7	33
1214	ISOBUTYLAMINE	3	FC	II	3+8		1 L	E2	P001 IBC02		MP19	T7	TP1	L4BH		2				CE7	338
1216	ISOOCTENES	3	F1	II	3		1 L	E2	P001 IBC02 R001		MP19	T4	TP1	LGBF		2				CE7	33
1218	ISOPRENE, STABILIZED	3	F1	I	3	386	0	E3	P001		MP7 MP17	T11	TP2	L4BN		1					339
1219	ISOPROPANOL (ISOPROPYL ALCOHOL)	3	F1	II	3	601	1 L	E2	P001 IBC02 R001		MP19	T4	TP1	LGBF		2				CE7	33

UN No.	Name and description	Class	Classification code	Packing group	Labels	Special provisions	Limited and excepted quantities		Packaging			Portable tanks and bulk containers		RID Tanks		Transport category	Special provisions for carriage			Colis express (express parcels)	Hazard identification No.
									Packing instructions	Special packing provisions	Mixed packing provisions	Instructions	Special provisions	Tank code	Special provisions		Packages	Bulk	Loading, unloading and handling		
	3.1.2	2.2	2.2	2.1.1.3	5.2.2	3.3	3.4/3.5.1.2		4.1.4	4.1.4	4.1.10	4.2.5.2, 7.3.2	4.2.5.3	4.3	4.3.5, 6.8.4	1.1.3.1(c)	7.2.4	7.3.3	7.5.11	7.6	5.3.2.3
(1)	(2)	(3a)	(3b)	(4)	(5)	(6)	(7a)	(7b)	(8)	(9a)	(9b)	(10)	(11)	(12)	(13)	(15)	(16)	(17)	(18)	(19)	(20)
1220	ISOPROPYL ACETATE	3	F1	II	3		1 L	E2	P001 IBC02 R001		MP19	T4	TP1	LGBF		2				CE7	33
1221	ISOPROPYLAMINE	3	FC	I	3+8		0	E0	P001		MP7 MP17	T11	TP2	L10CH	TU14 TU38 TE21 TE22	1					338
1222	ISOPROPYL NITRATE	3	F1	II	3		1 L	E2	P001 IBC02 R001	B7	MP19					2				CE7	33
1223	KEROSENE	3	F1	III	3		5 L	E1	P001 IBC03 LP01 R001		MP19	T2	TP2	LGBF		3	W12			CE4	30
1224	KETONES, LIQUID, N.O.S. (vapour pressure at 50 °C more than 110 kPa)	3	F1	II	3	274 640C	1 L	E2	P001		MP19	T7	TP1 TP8 TP28	L1.5BN		2				CE7	33
1224	KETONES, LIQUID, N.O.S. (vapour pressure at 50 °C not more than 110 kPa)	3	F1	II	3	274 640D	1 L	E2	P001 IBC02 R001		MP19	T7	TP1 TP8 TP28	LGBF		2				CE7	33
1224	KETONES, LIQUID, N.O.S.	3	F1	III	3	274	5 L	E1	P001 IBC03 LP01 R001		MP19	T4	TP1 TP29	LGBF		3	W12			CE4	30
1228	MERCAPTANS, LIQUID, FLAMMABLE, TOXIC, N.O.S. or MERCAPTAN MIXTURE, LIQUID, FLAMMABLE, TOXIC, N.O.S.	3	FT1	II	3+6.1	274	1 L	E0	P001 IBC02		MP19	T11	TP2 TP27	L4BH	TU15	2			CW13 CW28	CE7	336
1228	MERCAPTANS, LIQUID, FLAMMABLE, TOXIC, N.O.S. or MERCAPTAN MIXTURE, LIQUID, FLAMMABLE, TOXIC, N.O.S.	3	FT1	III	3+6.1	274	5 L	E1	P001 IBC03 R001		MP19	T7	TP1 TP28	L4BH	TU15	3	W12		CW13 CW28	CE4	36
1229	MESITYL OXIDE	3	F1	III	3		5 L	E1	P001 IBC03 LP01 R001		MP19	T2	TP1	LGBF		3	W12			CE4	30

UN No.	Name and description	Class	Classification code	Packing group	Labels	Special provisions	Limited and excepted quantities		Packaging			Portable tanks and bulk containers		RID Tanks		Transport category	Special provisions for carriage			Colis express (express parcels)	Hazard identification No.
									Packing instructions	Special packing provisions	Mixed packing provisions	Instructions	Special provisions	Tank code	Special provisions		Packages	Bulk	Loading, unloading and handling		
	3.1.2	2.2	2.2	2.1.1.3	5.2.2	3.3	3.4/3.5.1.2		4.1.4	4.1.4	4.1.10	4.2.5.2, 7.3.2	4.2.5.3	4.3	4.3.5, 6.8.4	1.1.3.1(c)	7.2.4	7.3.3	7.5.11	7.6	5.3.2.3
(1)	(2)	(3a)	(3b)	(4)	(5)	(6)	(7a)	(7b)	(8)	(9a)	(9b)	(10)	(11)	(12)	(13)	(15)	(16)	(17)	(18)	(19)	(20)
1230	METHANOL	3	FT1	II	3+6.1	279	1 L	E2	P001 IBC02		MP19	T7	TP2	L4BH	TU15	2			CW13 CW28	CE7	336
1231	METHYL ACETATE	3	F1	II	3		1 L	E2	P001 IBC02 R001		MP19	T4	TP1	LGBF		2				CE7	33
1233	METHYLAMYL ACETATE	3	F1	III	3		5 L	E1	P001 IBC03 LP01 R001		MP19	T2	TP1	LGBF		3	W12			CE4	30
1234	METHYLAL	3	F1	II	3		1 L	E2	P001 IBC02	B8	MP19	T7	TP2	L1.5BN		2				CE7	33
1235	METHYLAMINE, AQUEOUS SOLUTION	3	FC	II	3+8		1 L	E2	P001 IBC02		MP19	T7	TP1	L4BH		2				CE7	338
1237	METHYL BUTYRATE	3	F1	II	3		1 L	E2	P001 IBC02 R001		MP19	T4	TP1	LGBF		2				CE7	33
1238	METHYL CHLOROFORMATE	6.1	TFC	I	6.1+3+8	354	0	E0	P602		MP8 MP17	T22	TP2	L15CH	TU14 TU15 TU38 TE21 TE22 TE25	1			CW13 CW28 CW31		663
1239	METHYL CHLOROMETHYL ETHER	6.1	TF1	I	6.1+3	354	0	E0	P602		MP8 MP17	T22	TP2	L15CH	TU14 TU15 TU38 TE21 TE22 TE25	1			CW13 CW28 CW31		663
1242	METHYLDICHLOROSILANE	4.3	WFC	I	4.3+3+8		0	E0	P401	RR7	MP2	T14	TP2 TP7	L10DH	TU14 TU24 TU38 TE21 TE22 TM2 TM3	0	W1		CW23		X338
1243	METHYL FORMATE	3	F1	I	3		0	E3	P001		MP7 MP17	T11	TP2	L4BN		1					33

UN No.	Name and description	Class	Classification code	Packing group	Labels	Special provisions	Limited and excepted quantities		Packaging			Portable tanks and bulk containers		RID Tanks		Transport category	Special provisions for carriage			Colis express (express parcels)	Hazard identification No.
									Packing instructions	Special packing provisions	Mixed packing provisions	Instructions	Special provisions	Tank code	Special provisions		Packages	Bulk	Loading, unloading and handling		
	3.1.2	2.2	2.2	2.1.1.3	5.2.2	3.3	3.4/3.5.1.2		4.1.4	4.1.4	4.1.10	4.2.5.2, 7.3.2	4.2.5.3	4.3	4.3.5, 6.8.4	1.1.3.1(c)	7.2.4	7.3.3	7.5.11	7.6	5.3.2.3
(1)	(2)	(3a)	(3b)	(4)	(5)	(6)	(7a)	(7b)	(8)	(9a)	(9b)	(10)	(11)	(12)	(13)	(15)	(16)	(17)	(18)	(19)	(20)
1244	METHYLHYDRAZINE	6.1	TFC	I	6.1+3+8	354	0	E0	P602		MP8 MP17	T22	TP2	L15CH	TU14 TU15 TU38 TE21 TE22 TE25	1			CW13 CW28 CW31		663
1245	METHYL ISOBUTYL KETONE	3	F1	II	3		1 L	E2	P001 IBC02 R001		MP19	T4	TP1	LGBF		2				CE7	33
1246	METHYL ISOPROPENYL KETONE, STABILIZED	3	F1	II	3	386	1 L	E2	P001 IBC02 R001		MP19	T4	TP1	LGBF		2				CE7	339
1247	METHYL METHACRYLATE MONOMER, STABILIZED	3	F1	II	3	386	1 L	E2	P001 IBC02 R001		MP19	T4	TP1	LGBF		2				CE7	339
1248	METHYL PROPIONATE	3	F1	II	3		1 L	E2	P001 IBC02 R001		MP19	T4	TP1	LGBF		2				CE7	33
1249	METHYL PROPYL KETONE	3	F1	II	3		1 L	E2	P001 IBC02 R001		MP19	T4	TP1	LGBF		2				CE7	33
1250	METHYLTRICHLOROSILANE	3	FC	II	3+8		0	E0	P010		MP19	T10	TP2 TP7	L4BH		2				CE7	X338
1251	METHYL VINYL KETONE, STABILIZED	6.1	TFC	I	6.1+3+8	354 386	0	E0	P601	RR7	MP8 MP17	T22	TP2	L15CH	TU14 TU15 TU38 TE21 TE22 TE25	1			CW13 CW28 CW31		639
1259	NICKEL CARBONYL	6.1	TF1	I	6.1+3		0	E0	P601		MP2			L15CH	TU14 TU15 TU38 TE21 TE22 TE25 TM3	1			CW13 CW28 CW31		663

UN No.	Name and description	Class	Classification code	Packing group	Labels	Special provisions	Limited and excepted quantities		Packaging			Portable tanks and bulk containers		RID Tanks		Transport category	Special provisions for carriage			Colis express (express parcels)	Hazard identification No.
									Packing instructions	Special packing provisions	Mixed packing provisions	Instructions	Special provisions	Tank code	Special provisions		Packages	Bulk	Loading, unloading and handling		
	3.1.2	2.2	2.2	2.1.1.3	5.2.2	3.3	3.4/3.5.1.2		4.1.4	4.1.4	4.1.10	4.2.5.2, 7.3.2	4.2.5.3	4.3	4.3.5, 6.8.4	1.1.3.1(c)	7.2.4	7.3.3	7.5.11	7.6	5.3.2.3
(1)	(2)	(3a)	(3b)	(4)	(5)	(6)	(7a)	(7b)	(8)	(9a)	(9b)	(10)	(11)	(12)	(13)	(15)	(16)	(17)	(18)	(19)	(20)
1261	NITROMETHANE	3	F1	II	3		1 L	E0	P001 R001	RR2	MP19					2				CE7	33
1262	OCTANES	3	F1	II	3		1 L	E2	P001 IBC02 R001		MP19	T4	TP1	LGBF		2				CE7	33
1263	PAINT (including paint, lacquer, enamel, stain, shellac, varnish, polish, liquid filler and liquid lacquer base) or PAINT RELATED MATERIAL (including paint thinning and reducing compound)	3	F1	I	3	163 367 650	500 ml	E3	P001		MP7 MP17	T11	TP1 TP8 TP27	L4BN		1					33
1263	PAINT (including paint, lacquer, enamel, stain, shellac, varnish, polish, liquid filler and liquid lacquer base) or PAINT RELATED MATERIAL (including paint thinning and reducing compound) (vapour pressure at 50 °C more than 110 kPa)	3	F1	II	3	163 367 640C 650	5 L	E2	P001	PP1	MP19	T4	TP1 TP8 TP28	L1.5BN		2				CE7	33
1263	PAINT (including paint, lacquer, enamel, stain, shellac, varnish, polish, liquid filler and liquid lacquer base) or PAINT RELATED MATERIAL (including paint thinning and reducing compound) (vapour pressure at 50 °C not more than 110 kPa)	3	F1	II	3	163 367 640D 650	5 L	E2	P001 IBC02 R001	PP1	MP19	T4	TP1 TP8 TP28	LGBF		2				CE7	33
1263	PAINT (including paint, lacquer, enamel, stain, shellac, varnish, polish, liquid filler and liquid lacquer base) or PAINT RELATED MATERIAL (including paint thinning and reducing compound)	3	F1	III	3	163 367 650	5 L	E1	P001 IBC03 LP01 R001	PP1	MP19	T2	TP1 TP29	LGBF		3	W12			CE4	30
1263	PAINT (including paint, lacquer, enamel, stain, shellac, varnish, polish, liquid filler and liquid lacquer base) or PAINT RELATED MATERIAL (including paint thinning and reducing compound) (having a flash-point below 23 °C and viscous according to 2.2.3.1.4) (vapour pressure at 50 °C more than 110 kPa)	3	F1	III	3	163 367 650	5 L	E1	P001 R001	PP1	MP19					3				CE4	33

UN No.	Name and description	Class	Classification code	Packing group	Labels	Special provisions	Limited and excepted quantities		Packaging			Portable tanks and bulk containers		RID Tanks		Transport category	Special provisions for carriage			Colis express (express parcels)	Hazard identification No.
									Packing instructions	Special packing provisions	Mixed packing provisions	Instructions	Special provisions	Tank code	Special provisions		Packages	Bulk	Loading, unloading and handling		
	3.1.2	2.2	2.2	2.1.1.3	5.2.2	3.3	3.4/3.5.1.2		4.1.4	4.1.4	4.1.10	4.2.5.2, 7.3.2	4.2.5.3	4.3	4.3.5, 6.8.4	1.1.3.1(c)	7.2.4	7.3.3	7.5.11	7.6	5.3.2.3
(1)	(2)	(3a)	(3b)	(4)	(5)	(6)	(7a)	(7b)	(8)	(9a)	(9b)	(10)	(11)	(12)	(13)	(15)	(16)	(17)	(18)	(19)	(20)
1263	PAINT (including paint, lacquer, enamel, stain, shellac, varnish, polish, liquid filler and liquid lacquer base) or PAINT RELATED MATERIAL (including paint thinning and reducing compound) (having a flash-point below 23 °C and viscous according to 2.2.3.1.4) (vapour pressure at 50 °C not more than 110 kPa)	3	F1	III	3	163 367 650	5 L	E1	P001 IBC02 R001	PP1 BB4	MP19					3				CE4	33
1264	PARALDEHYDE	3	F1	III	3		5 L	E1	P001 IBC03 LP01 R001		MP19	T2	TP1	LGBF		3	W12			CE4	30
1265	PENTANES, liquid	3	F1	I	3		0	E3	P001		MP7 MP17	T11	TP2	L4BN		1					33
1265	PENTANES, liquid	3	F1	II	3		1 L	E2	P001 IBC02	B8	MP19	T4	TP1	L1.5BN		2				CE7	33
1266	PERFUMERY PRODUCTS with flammable solvents (vapour pressure at 50 °C more than 110 kPa)	3	F1	II	3	163 640C	5 L	E2	P001		MP19	T4	TP1 TP8	L1.5BN		2				CE7	33
1266	PERFUMERY PRODUCTS with flammable solvents (vapour pressure at 50 °C not more than 110 kPa)	3	F1	II	3	163 640D	5 L	E2	P001 IBC02 R001		MP19	T4	TP1 TP8	LGBF		2				CE7	33
1266	PERFUMERY PRODUCTS with flammable solvents	3	F1	III	3	163	5 L	E1	P001 IBC03 LP01 R001		MP19	T2	TP1	LGBF		3	W12			CE4	30
1266	PERFUMERY PRODUCTS with flammable solvents (having a flash-point below 23 °C and viscous according to 2.2.3.1.4) (vapour pressure at 50 °C more than 110 kPa)	3	F1	III	3	163	5 L	E1	P001 R001		MP19					3				CE4	33
1266	PERFUMERY PRODUCTS with flammable solvents (having a flash-point below 23 °C and viscous according to 2.2.3.1.4) (vapour pressure at 50 °C not more than 110 kPa)	3	F1	III	3	163	5 L	E1	P001 IBC02 R001	BB4	MP19					3				CE4	33

UN No.	Name and description	Class	Classification code	Packing group	Labels	Special provisions	Limited and excepted quantities		Packaging			Portable tanks and bulk containers		RID Tanks		Transport category	Special provisions for carriage			Colis express (express parcels)	Hazard identification No.
									Packing instructions	Special packing provisions	Mixed packing provisions	Instructions	Special provisions	Tank code	Special provisions		Packages	Bulk	Loading, unloading and handling		
	3.1.2	2.2	2.2	2.1.1.3	5.2.2	3.3	3.4/3.5.1.2		4.1.4	4.1.4	4.1.10	4.2.5.2, 7.3.2	4.2.5.3	4.3	4.3.5, 6.8.4	1.1.3.1(c)	7.2.4	7.3.3	7.5.11	7.6	5.3.2.3
(1)	(2)	(3a)	(3b)	(4)	(5)	(6)	(7a)	(7b)	(8)	(9a)	(9b)	(10)	(11)	(12)	(13)	(15)	(16)	(17)	(18)	(19)	(20)
1267	PETROLEUM CRUDE OIL	3	F1	I	3	357	500 ml	E3	P001		MP7 MP17	T11	TP1 TP8	L4BN		1					33
1267	PETROLEUM CRUDE OIL (vapour pressure at 50 °C more than 110 kPa)	3	F1	II	3	357 640C	1 L	E2	P001		MP19	T4	TP1 TP8	L1.5BN		2				CE7	33
1267	PETROLEUM CRUDE OIL (vapour pressure at 50 °C not more than 110 kPa)	3	F1	II	3	357 640D	1 L	E2	P001 IBC02 R001		MP19	T4	TP1 TP8	LGBF		2				CE7	33
1267	PETROLEUM CRUDE OIL	3	F1	III	3	357	5 L	E1	P001 IBC03 LP01 R001		MP19	T2	TP1	LGBF		3	W12			CE4	30
1268	PETROLEUM DISTILLATES, N.O.S. or PETROLEUM PRODUCTS, N.O.S.	3	F1	I	3		500 ml	E3	P001		MP7 MP17	T11	TP1 TP8	L4BN		1					33
1268	PETROLEUM DISTILLATES, N.O.S. or PETROLEUM PRODUCTS, N.O.S. (vapour pressure at 50 °C more than 110 kPa)	3	F1	II	3	640C	1 L	E2	P001		MP19	T7	TP1 TP8 TP28	L1.5BN		2				CE7	33
1268	PETROLEUM DISTILLATES, N.O.S. or PETROLEUM PRODUCTS, N.O.S. (vapour pressure at 50 °C not more than 110 kPa)	3	F1	II	3	640D	1 L	E2	P001 IBC02 R001		MP19	T7	TP1 TP8 TP28	LGBF		2				CE7	33
1268	PETROLEUM DISTILLATES, N.O.S. or PETROLEUM PRODUCTS, N.O.S.	3	F1	III	3		5 L	E1	P001 IBC03 LP01 R001		MP19	T4	TP1 TP29	LGBF		3	W12			CE4	30
1272	PINE OIL	3	F1	III	3		5 L	E1	P001 IBC03 LP01 R001		MP19	T2	TP1	LGBF		3	W12			CE4	30
1274	n-PROPANOL (PROPYL ALCOHOL, NORMAL)	3	F1	II	3		1 L	E2	P001 IBC02 R001		MP19	T4	TP1	LGBF		2				CE7	33
1274	n-PROPANOL (PROPYL ALCOHOL, NORMAL)	3	F1	III	3		5 L	E1	P001 IBC03 LP01 R001		MP19	T2	TP1	LGBF		3	W12			CE4	30

UN No.	Name and description	Class	Classification code	Packing group	Labels	Special provisions	Limited and excepted quantities		Packaging			Portable tanks and bulk containers		RID Tanks		Transport category	Special provisions for carriage			Colis express (express parcels)	Hazard identification No.
									Packing instructions	Special packing provisions	Mixed packing provisions	Instructions	Special provisions	Tank code	Special provisions		Packages	Bulk	Loading, unloading and handling		
	3.1.2	2.2	2.2	2.1.1.3	5.2.2	3.3	3.4/3.5.1.2		4.1.4	4.1.4	4.1.10	4.2.5.2, 7.3.2	4.2.5.3	4.3	4.3.5, 6.8.4	1.1.3.1(c)	7.2.4	7.3.3	7.5.11	7.6	5.3.2.3
(1)	(2)	(3a)	(3b)	(4)	(5)	(6)	(7a)	(7b)	(8)	(9a)	(9b)	(10)	(11)	(12)	(13)	(15)	(16)	(17)	(18)	(19)	(20)
1275	PROPIONALDEHYDE	3	F1	II	3		1 L	E2	P001 IBC02 R001		MP19	T7	TP1	LGBF		2				CE7	33
1276	n-PROPYL ACETATE	3	F1	II	3		1 L	E2	P001 IBC02 R001		MP19	T4	TP1	LGBF		2				CE7	33
1277	PROPYLAMINE	3	FC	II	3+8		1 L	E2	P001 IBC02		MP19	T7	TP1	L4BH		2				CE7	338
1278	1-CHLOROPROPANE	3	F1	II	3		1 L	E0	P001 IBC02	B8	MP19	T7	TP2	L1.5BN		2				CE7	33
1279	1,2-DICHLOROPROPANE	3	F1	II	3		1 L	E2	P001 IBC02 R001		MP19	T4	TP1	LGBF		2				CE7	33
1280	PROPYLENE OXIDE	3	F1	I	3		0	E3	P001		MP7 MP17	T11	TP2 TP7	L4BN		1					33
1281	PROPYL FORMATES	3	F1	II	3		1 L	E2	P001 IBC02 R001		MP19	T4	TP1	LGBF		2				CE7	33
1282	PYRIDINE	3	F1	II	3		1 L	E2	P001 IBC02 R001		MP19	T4	TP2	LGBF		2				CE7	33
1286	ROSIN OIL (vapour pressure at 50 °C more than 110 kPa)	3	F1	II	3	640C	5 L	E2	P001		MP19	T4	TP1	L1.5BN		2				CE7	33
1286	ROSIN OIL (vapour pressure at 50 °C not more than 110 kPa)	3	F1	II	3	640D	5 L	E2	P001 IBC02 R001		MP19	T4	TP1	LGBF		2				CE7	33
1286	ROSIN OIL	3	F1	III	3		5 L	E1	P001 IBC03 LP01 R001		MP19	T2	TP1	LGBF		3	W12			CE4	30
1286	ROSIN OIL (having a flash-point below 23 °C and viscous according to 2.2.3.1.4) (vapour pressure at 50 °C more than 110 kPa)	3	F1	III	3		5 L	E1	P001 R001		MP19					3				CE4	33

UN No.	Name and description	Class	Classification code	Packing group	Labels	Special provisions	Limited and excepted quantities		Packaging			Portable tanks and bulk containers		RID Tanks		Transport category	Special provisions for carriage			Colis express (express parcels)	Hazard identification No.
									Packing instructions	Special packing provisions	Mixed packing provisions	Instructions	Special provisions	Tank code	Special provisions		Packages	Bulk	Loading, unloading and handling		
	3.1.2	2.2	2.2	2.1.1.3	5.2.2	3.3	3.4/3.5.1.2		4.1.4	4.1.4	4.1.10	4.2.5.2, 7.3.2	4.2.5.3	4.3	4.3.5, 6.8.4	1.1.3.1(c)	7.2.4	7.3.3	7.5.11	7.6	5.3.2.3
(1)	(2)	(3a)	(3b)	(4)	(5)	(6)	(7a)	(7b)	(8)	(9a)	(9b)	(10)	(11)	(12)	(13)	(15)	(16)	(17)	(18)	(19)	(20)
1286	ROSIN OIL (having a flash-point below 23 °C and viscous according to 2.2.3.1.4) (vapour pressure at 50 °C not more than 110 kPa)	3	F1	III	3		5 L	E1	P001 IBC02 R001	BB4	MP19					3				CE4	33
1287	RUBBER SOLUTION (vapour pressure at 50 °C more than 110 kPa)	3	F1	II	3	640C	5 L	E2	P001		MP19	T4	TP1 TP8	L1.5BN		2				CE7	33
1287	RUBBER SOLUTION (vapour pressure at 50 °C not more than 110 kPa)	3	F1	II	3	640D	5 L	E2	P001 IBC02 R001		MP19	T4	TP1 TP8	LGBF		2				CE7	33
1287	RUBBER SOLUTION	3	F1	III	3		5 L	E1	P001 IBC03 LP01 R001		MP19	T2	TP1	LGBF		3	W12			CE4	30
1287	RUBBER SOLUTION (having a flash-point below 23 °C and viscous according to 2.2.3.1.4) (vapour pressure at 50 °C more than 110 kPa)	3	F1	III	3		5 L	E1	P001 R001		MP19					3				CE4	33
1287	RUBBER SOLUTION (having a flash-point below 23 °C and viscous according to 2.2.3.1.4) (vapour pressure at 50 °C not more than 110 kPa)	3	F1	III	3		5 L	E1	P001 IBC02 R001	BB4	MP19					3				CE4	33
1288	SHALE OIL	3	F1	II	3		1 L	E2	P001 IBC02 R001		MP19	T4	TP1 TP8	LGBF		2				CE7	33
1288	SHALE OIL	3	F1	III	3		5 L	E1	P001 IBC03 LP01 R001		MP19	T2	TP1	LGBF		3	W12			CE4	30
1289	SODIUM METHYLATE SOLUTION in alcohol	3	FC	II	3+8		1 L	E2	P001 IBC02		MP19	T7	TP1 TP8	L4BH		2				CE7	338
1289	SODIUM METHYLATE SOLUTION in alcohol	3	FC	III	3+8		5 L	E1	P001 IBC02 R001		MP19	T4	TP1	L4BN		3				CE4	38
1292	TETRAETHYL SILICATE	3	F1	III	3		5 L	E1	P001 IBC03 LP01 R001		MP19	T2	TP1	LGBF		3	W12			CE4	30

UN No.	Name and description	Class	Classification code	Packing group	Labels	Special provisions	Limited and excepted quantities		Packaging			Portable tanks and bulk containers		RID Tanks		Transport category	Special provisions for carriage			Colis express (express parcels)	Hazard identification No.
									Packing instructions	Special packing provisions	Mixed packing provisions	Instructions	Special provisions	Tank code	Special provisions		Packages	Bulk	Loading, unloading and handling		
	3.1.2	2.2	2.2	2.1.1.3	5.2.2	3.3	3.4/3.5.1.2		4.1.4	4.1.4	4.1.10	4.2.5.2, 7.3.2	4.2.5.3	4.3	4.3.5, 6.8.4	1.1.3.1(c)	7.2.4	7.3.3	7.5.11	7.6	5.3.2.3
(1)	(2)	(3a)	(3b)	(4)	(5)	(6)	(7a)	(7b)	(8)	(9a)	(9b)	(10)	(11)	(12)	(13)	(15)	(16)	(17)	(18)	(19)	(20)
1293	TINCTURES, MEDICINAL	3	F1	II	3	601	1 L	E2	P001 IBC02 R001		MP19	T4	TP1 TP8	LGBF		2				CE7	33
1293	TINCTURES, MEDICINAL	3	F1	III	3	601	5 L	E1	P001 IBC03 LP01 R001		MP19	T2	TP1	LGBF		3	W12			CE4	30
1294	TOLUENE	3	F1	II	3		1 L	E2	P001 IBC02 R001		MP19	T4	TP1	LGBF		2				CE7	33
1295	TRICHLOROSILANE	4.3	WFC	I	4.3+3+8		0	E0	P401	RR7	MP2	T14	TP2 TP7	L10DH	TU14 TU25 TU38 TE21 TE22 TM2 TM3	0	W1		CW23		X338
1296	TRIETHYLAMINE	3	FC	II	3+8		1 L	E2	P001 IBC02		MP19	T7	TP1	L4BH		2				CE7	338
1297	TRIMETHYLAMINE, AQUEOUS SOLUTION, not more than 50% trimethylamine, by mass	3	FC	I	3+8		0	E0	P001		MP7 MP17	T11	TP1	L10CH	TU14 TU38 TE21 TE22	1					338
1297	TRIMETHYLAMINE, AQUEOUS SOLUTION, not more than 50% trimethylamine, by mass	3	FC	II	3+8		1 L	E2	P001 IBC02		MP19	T7	TP1	L4BH		2				CE7	338
1297	TRIMETHYLAMINE, AQUEOUS SOLUTION, not more than 50% trimethylamine, by mass	3	FC	III	3+8		5 L	E1	P001 IBC03 R001		MP19	T7	TP1	L4BN		3	W12			CE4	38
1298	TRIMETHYLCHLOROSILANE	3	FC	II	3+8		0	E0	P010		MP19	T10	TP2 TP7	L4BH		2				CE7	X338
1299	TURPENTINE	3	F1	III	3		5 L	E1	P001 IBC03 LP01 R001		MP19	T2	TP1	LGBF		3	W12			CE4	30

UN No.	Name and description	Class	Classification code	Packing group	Labels	Special provisions	Limited and excepted quantities		Packaging			Portable tanks and bulk containers		RID Tanks		Transport category	Special provisions for carriage			Colis express (express parcels)	Hazard identification No.
									Packing instructions	Special packing provisions	Mixed packing provisions	Instructions	Special provisions	Tank code	Special provisions		Packages	Bulk	Loading, unloading and handling		
	3.1.2	2.2	2.2	2.1.1.3	5.2.2	3.3	3.4/3.5.1.2		4.1.4	4.1.4	4.1.10	4.2.5.2, 7.3.2	4.2.5.3	4.3	4.3.5, 6.8.4	1.1.3.1(c)	7.2.4	7.3.3	7.5.11	7.6	5.3.2.3
(1)	(2)	(3a)	(3b)	(4)	(5)	(6)	(7a)	(7b)	(8)	(9a)	(9b)	(10)	(11)	(12)	(13)	(15)	(16)	(17)	(18)	(19)	(20)
1300	TURPENTINE SUBSTITUTE	3	F1	II	3		1 L	E2	P001 IBC02 R001		MP19	T4	TP1	LGBF		2				CE7	33
1300	TURPENTINE SUBSTITUTE	3	F1	III	3		5 L	E1	P001 IBC03 LP01 R001		MP19	T2	TP1	LGBF		3	W12			CE4	30
1301	VINYL ACETATE, STABILIZED	3	F1	II	3	386	1 L	E2	P001 IBC02 R001		MP19	T4	TP1	LGBF		2				CE7	339
1302	VINYL ETHYL ETHER, STABILIZED	3	F1	I	3	386	0	E3	P001		MP7 MP17	T11	TP2	L4BN		1					339
1303	VINYLDENE CHLORIDE, STABILIZED	3	F1	I	3	386	0	E3	P001		MP7 MP17	T12	TP2 TP7	L4BN		1					339
1304	VINYL ISOBUTYL ETHER, STABILIZED	3	F1	II	3	386	1 L	E2	P001 IBC02 R001		MP19	T4	TP1	LGBF		2				CE7	339
1305	VINYLTRICHLOROSILANE	3	FC	II	3+8		0	E0	P010		MP19	T10	TP2 TP7	L4BH		2				CE7	X338
1306	WOOD PRESERVATIVES, LIQUID (vapour pressure at 50 °C more than 110 kPa)	3	F1	II	3	640C	5 L	E2	P001		MP19	T4	TP1 TP8	L1.5BN		2				CE7	33
1306	WOOD PRESERVATIVES, LIQUID (vapour pressure at 50 °C not more than 110 kPa)	3	F1	II	3	640D	5 L	E2	P001 IBC02 R001		MP19	T4	TP1 TP8	LGBF		2				CE7	33
1306	WOOD PRESERVATIVES, LIQUID	3	F1	III	3		5 L	E1	P001 IBC03 LP01 R001		MP19	T2	TP1	LGBF		3	W12			CE4	30
1306	WOOD PRESERVATIVES, LIQUID (having a flash-point below 23 °C and viscous according to 2.2.3.1.4) (vapour pressure at 50 °C more than 110 kPa)	3	F1	III	3		5 L	E1	P001 R001		MP19					3				CE4	33
1306	WOOD PRESERVATIVES, LIQUID (having a flash-point below 23 °C and viscous according to 2.2.3.1.4) (vapour pressure at 50 °C not more than 110 kPa)	3	F1	III	3		5 L	E1	P001 IBC02 R001	BB4	MP19					3				CE4	33

UN No.	Name and description	Class	Classification code	Packing group	Labels	Special provisions	Limited and excepted quantities		Packaging			Portable tanks and bulk containers		RID Tanks		Transport category	Special provisions for carriage			Colis express (express parcels)	Hazard identification No.
									Packing instructions	Special packing provisions	Mixed packing provisions	Instructions	Special provisions	Tank code	Special provisions		Packages	Bulk	Loading, unloading and handling		
	3.1.2	2.2	2.2	2.1.1.3	5.2.2	3.3	3.4/3.5.1.2		4.1.4	4.1.4	4.1.10	4.2.5.2, 7.3.2	4.2.5.3	4.3	4.3.5, 6.8.4	1.1.3.1(c)	7.2.4	7.3.3	7.5.11	7.6	5.3.2.3
(1)	(2)	(3a)	(3b)	(4)	(5)	(6)	(7a)	(7b)	(8)	(9a)	(9b)	(10)	(11)	(12)	(13)	(15)	(16)	(17)	(18)	(19)	(20)
1307	XYLENES	3	F1	II	3		1 L	E2	P001 IBC02 R001		MP19	T4	TP1	LGBF		2				CE7	33
1307	XYLENES	3	F1	III	3		5 L	E1	P001 IBC03 LP01 R001		MP19	T2	TP1	LGBF		3	W12			CE4	30
1308	ZIRCONIUM SUSPENDED IN A FLAMMABLE LIQUID	3	F1	I	3		0	E0	P001	PP33	MP7 MP17			L4BN		1					33
1308	ZIRCONIUM SUSPENDED IN A FLAMMABLE LIQUID (vapour pressure at 50 °C more than 110 kPa)	3	F1	II	3	640C	1 L	E2	P001 R001	PP33	MP19			L1.5BN		2				CE7	33
1308	ZIRCONIUM SUSPENDED IN A FLAMMABLE LIQUID (vapour pressure at 50 °C not more than 110 kPa)	3	F1	II	3	640D	1 L	E2	P001 R001	PP33	MP19			LGBF		2				CE7	33
1308	ZIRCONIUM SUSPENDED IN A FLAMMABLE LIQUID	3	F1	III	3		5 L	E1	P001 R001		MP19			LGBF		3				CE4	30
1309	ALUMINIUM POWDER, COATED	4.1	F3	II	4.1		1 kg	E2	P002 IBC08	PP38 B4	MP11	T3	TP33	SGAN		2	W1			CE10	40
1309	ALUMINIUM POWDER, COATED	4.1	F3	III	4.1		5 kg	E1	P002 IBC08 LP02 R001	PP11 B3	MP11	T1	TP33	SGAV		3	W1	VC1 VC2		CE11	40
1310	AMMONIUM PICRATE, WETTED with not less than 10% water, by mass	4.1	D	I	4.1		0	E0	P406	PP26	MP2					1	W1				40
1312	BORNEOL	4.1	F1	III	4.1		5 kg	E1	P002 IBC08 LP02 R001	B3	MP10	T1	TP33	SGAV		3	W1	VC1 VC2		CE11	40
1313	CALCIUM RESINATE	4.1	F3	III	4.1		5 kg	E1	P002 IBC06 R001		MP11	T1	TP33	SGAV		3	W1	VC1 VC2		CE11	40
1314	CALCIUM RESINATE, FUSED	4.1	F3	III	4.1		5 kg	E1	P002 IBC04 R001		MP11	T1	TP33	SGAV		3	W1	VC1 VC2		CE11	40

UN No.	Name and description	Class	Classifi- cation code	Packing group	Labels	Special provi- sions	Limited and excepted quantities		Packaging			Portable tanks and bulk containers		RID Tanks		Transport category	Special provisions for carriage			Colis express (express parcels)	Hazard identi- fication No.
									Packing instructions	Special packing provisions	Mixed packing provi- sions	Instruc- tions	Special provi- sions	Tank code	Special provi- sions		Packages	Bulk	Loading, unloading and handling		
	3.1.2	2.2	2.2	2.1.1.3	5.2.2	3.3	3.4/3.5.1.2		4.1.4	4.1.4	4.1.10	4.2.5.2, 7.3.2	4.2.5.3	4.3	4.3.5, 6.8.4	1.1.3.1(c)	7.2.4	7.3.3	7.5.11	7.6	5.3.2.3
(1)	(2)	(3a)	(3b)	(4)	(5)	(6)	(7a)	(7b)	(8)	(9a)	(9b)	(10)	(11)	(12)	(13)	(15)	(16)	(17)	(18)	(19)	(20)
1318	COBALT RESINATE, PRECIPITATED	4.1	F3	III	4.1		5 kg	E1	P002 IBC06 R001		MP11	T1	TP33	SGAV		3	W1	VC1 VC2		CE11	40
1320	DINITROPHENOL, WETTED with not less than 15% water, by mass	4.1	DT	I	4.1+6.1		0	E0	P406	PP26	MP2					1	W1		CW28		46
1321	DINITROPHENOLATES, WETTED with not less than 15% water, by mass	4.1	DT	I	4.1+6.1		0	E0	P406	PP26	MP2					1	W1		CW28		46
1322	DINITRORESORCINOL, WETTED with not less than 15% water, by mass	4.1	D	I	4.1		0	E0	P406	PP26	MP2					1	W1				40
1323	FERROCERIUM	4.1	F3	II	4.1	249	1 kg	E2	P002 IBC08	B4	MP11	T3	TP33	SGAN		2	W1			CE10	40
1324	FILMS, NITROCELLULOSE BASE, gelatin coated, except scrap	4.1	F1	III	4.1		5 kg	E1	P002 R001	PP15	MP11					3	W1			CE11	40
1325	FLAMMABLE SOLID, ORGANIC, N.O.S.	4.1	F1	II	4.1	274	1 kg	E2	P002 IBC08	B4	MP10	T3	TP33	SGAN		2	W1			CE10	40
1325	FLAMMABLE SOLID, ORGANIC, N.O.S.	4.1	F1	III	4.1	274	5 kg	E1	P002 IBC08 LP02 R001	B3	MP10	T1	TP33	SGAV		3	W1	VC1 VC2		CE11	40
1326	HAFNIUM POWDER, WETTED with not less than 25% water	4.1	F3	II	4.1	586	1 kg	E2	P410 IBC06	PP40	MP11	T3	TP33	SGAN		2	W1			CE10	40
1327	Hay, Straw or Bhusa	4.1	F1	NOT SUBJECT TO RID																	
1328	HEXAMETHYLENETETRAMINE	4.1	F1	III	4.1		5 kg	E1	P002 IBC08 R001	B3	MP10	T1	TP33	SGAV		3	W1	VC1 VC2		CE11	40
1330	MANGANESE RESINATE	4.1	F3	III	4.1		5 kg	E1	P002 IBC06 R001		MP11	T1	TP33	SGAV		3	W1	VC1 VC2		CE11	40
1331	MATCHES, 'STRIKE ANYWHERE'	4.1	F1	III	4.1	293	5 kg	E0	P407	PP27	MP12					4	W1			CE11	40
1332	METALDEHYDE	4.1	F1	III	4.1		5 kg	E1	P002 IBC08 LP02 R001	B3	MP10	T1	TP33	SGAV		3	W1	VC1 VC2		CE11	40
1333	CERIUM, slabs, ingots or rods	4.1	F3	II	4.1		1 kg	E2	P002 IBC08	B4	MP11					2	W1			CE10	40

UN No.	Name and description	Class	Classification code	Packing group	Labels	Special provisions	Limited and excepted quantities		Packaging			Portable tanks and bulk containers		RID Tanks		Transport category	Special provisions for carriage			Colis express (express parcels)	Hazard identification No.
									Packing instructions	Special packing provisions	Mixed packing provisions	Instructions	Special provisions	Tank code	Special provisions		Packages	Bulk	Loading, unloading and handling		
	3.1.2	2.2	2.2	2.1.1.3	5.2.2	3.3	3.4/3.5.1.2		4.1.4	4.1.4	4.1.10	4.2.5.2, 7.3.2	4.2.5.3	4.3	4.3.5, 6.8.4	1.1.3.1(c)	7.2.4	7.3.3	7.5.11	7.6	5.3.2.3
(1)	(2)	(3a)	(3b)	(4)	(5)	(6)	(7a)	(7b)	(8)	(9a)	(9b)	(10)	(11)	(12)	(13)	(15)	(16)	(17)	(18)	(19)	(20)
1334	NAPHTHALENE, CRUDE or NAPHTHALENE, REFINED	4.1	F1	III	4.1	501	5 kg	E1	P002 IBC08 LP02 R001	B3	MP10	T1 BK1 BK2 BK3	TP33	SGAV		3	W1	VC1 VC2 AP1		CE11	40
1336	NITROGUANIDINE (PICRITE), WETTED with not less than 20% water, by mass	4.1	D	I	4.1		0	E0	P406		MP2					1	W1				40
1337	NITROSTARCH, WETTED with not less than 20% water, by mass	4.1	D	I	4.1		0	E0	P406		MP2					1	W1				40
1338	PHOSPHORUS, AMORPHOUS	4.1	F3	III	4.1		5 kg	E1	P410 IBC08 R001	B3	MP11	T1	TP33	SGAV		3	W1	VC1 VC2		CE11	40
1339	PHOSPHORUS HEPTASULPHIDE, free from yellow and white phosphorus	4.1	F3	II	4.1	602	1 kg	E2	P410 IBC04		MP11	T3	TP33	SGAN		2	W1			CE10	40
1340	PHOSPHORUS PENTASULPHIDE, free from yellow and white phosphorus	4.3	WF2	II	4.3+4.1	602	500 g	E2	P410 IBC04		MP14	T3	TP33	SGAN		0	W1		CW23	CE10	423
1341	PHOSPHORUS SESQUISULPHIDE, free from yellow and white phosphorus	4.1	F3	II	4.1	602	1 kg	E2	P410 IBC04		MP11	T3	TP33	SGAN		2	W1			CE10	40
1343	PHOSPHORUS TRISULPHIDE, free from yellow and white phosphorus	4.1	F3	II	4.1	602	1 kg	E2	P410 IBC04		MP11	T3	TP33	SGAN		2	W1			CE10	40
1344	TRINITROPHENOL (PICRIC ACID), WETTED with not less than 30% water, by mass	4.1	D	I	4.1		0	E0	P406	PP26	MP2					1	W1				40
1345	RUBBER SCRAP or RUBBER SHODDY, powdered or granulated	4.1	F1	II	4.1		1 kg	E2	P002 IBC08	B4	MP11	T3	TP33	SGAN		4	W1			CE10	40
1346	SILICON POWDER, AMORPHOUS	4.1	F3	III	4.1	32	5 kg	E1	P002 IBC08 LP02 R001	B3	MP11	T1	TP33	SGAV		3	W1	VC1 VC2		CE11	40
1347	SILVER PICRATE, WETTED with not less than 30% water, by mass	4.1	D	I	4.1		0	E0	P406	PP25 PP26	MP2					1	W1				40
1348	SODIUM DINITRO-o-CRESOLATE, WETTED with not less than 15% water, by mass	4.1	DT	I	4.1+6.1		0	E0	P406	PP26	MP2					1	W1		CW28		46
1349	SODIUM PICRAMATE, WETTED with not less than 20% water, by mass	4.1	D	I	4.1		0	E0	P406	PP26	MP2					1	W1				40

UN No.	Name and description	Class	Classification code	Packing group	Labels	Special provisions	Limited and excepted quantities		Packaging			Portable tanks and bulk containers		RID Tanks		Transport category	Special provisions for carriage			Colis express (express parcels)	Hazard identification No.
									Packing instructions	Special packing provisions	Mixed packing provisions	Instructions	Special provisions	Tank code	Special provisions		Packages	Bulk	Loading, unloading and handling		
	3.1.2	2.2	2.2	2.1.1.3	5.2.2	3.3	3.4/3.5.1.2		4.1.4	4.1.4	4.1.10	4.2.5.2, 7.3.2	4.2.5.3	4.3	4.3.5, 6.8.4	1.1.3.1(c)	7.2.4	7.3.3	7.5.11	7.6	5.3.2.3
(1)	(2)	(3a)	(3b)	(4)	(5)	(6)	(7a)	(7b)	(8)	(9a)	(9b)	(10)	(11)	(12)	(13)	(15)	(16)	(17)	(18)	(19)	(20)
1350	SULPHUR	4.1	F3	III	4.1	242	5 kg	E1	P002 IBC08 LP02 R001	B3	MP11	T1 BK1 BK2 BK3	TP33	SGAV		3	W1	VC1 VC2		CE11	40
1352	TITANIUM POWDER, WETTED with not less than 25% water	4.1	F3	II	4.1	586	1 kg	E2	P410 IBC06	PP40	MP11	T3	TP33	SGAN		2	W1			CE10	40
1353	FIBRES or FABRICS IMPREGNATED WITH WEAKLY NITRATED NITROCELLULOSE, N.O.S.	4.1	F1	III	4.1	502	5 kg	E1	P410 IBC08 R001	B3	MP11					3	W1			CE11	40
1354	TRINITROBENZENE, WETTED with not less than 30% water, by mass	4.1	D	I	4.1		0	E0	P406		MP2					1	W1				40
1355	TRINITROBENZOIC ACID, WETTED with not less than 30% water, by mass	4.1	D	I	4.1		0	E0	P406		MP2					1	W1				40
1356	TRINITROTOLUENE (TNT), WETTED with not less than 30% water, by mass	4.1	D	I	4.1		0	E0	P406		MP2					1	W1				40
1357	UREA NITRATE, WETTED with not less than 20% water, by mass	4.1	D	I	4.1	227	0	E0	P406		MP2					1	W1				40
1358	ZIRCONIUM POWDER, WETTED with not less than 25% water	4.1	F3	II	4.1	586	1 kg	E2	P410 IBC06	PP40	MP11	T3	TP33	SGAN		2	W1			CE10	40
1360	CALCIUM PHOSPHIDE	4.3	WT2	I	4.3+6.1		0	E0	P403		MP2					1	W1		CW23 CW28		X462
1361	CARBON, animal or vegetable origin	4.2	S2	II	4.2		0	E0	P002 IBC06	PP12	MP14	T3	TP33	SGAN	TU11	2	W1 W13			CE10	40
1361	CARBON, animal or vegetable origin	4.2	S2	III	4.2	665	0	E0	P002 IBC08 LP02 R001	PP12 B3	MP14	T1	TP33	SGAV		4	W1 W13	VC1 VC2 AP1		CE11	40
1362	CARBON, ACTIVATED	4.2	S2	III	4.2	646	0	E1	P002 IBC08 LP02 R001	PP11 B3	MP14	T1	TP33	SGAV		4	W1	VC1 VC2 AP1		CE11	40
1363	COPRA	4.2	S2	III	4.2		0	E0	P003 IBC08 LP02 R001	PP20 B3 B6	MP14	BK2				3	W1	VC1 VC2 AP1		CE11	40

UN No.	Name and description	Class	Classifi- cation code	Packing group	Labels	Special provi- sions	Limited and excepted quantities		Packaging			Portable tanks and bulk containers		RID Tanks		Transport category	Special provisions for carriage			Colis express (express parcels)	Hazard identifi- cation No.
									Packing instructions	Special packing provisions	Mixed packing provi- sions	Instruc- tions	Special provi- sions	Tank code	Special provi- sions		Packages	Bulk	Loading, unloading and handling		
	3.1.2	2.2	2.2	2.1.1.3	5.2.2	3.3	3.4/3.5.1.2		4.1.4	4.1.4	4.1.10	4.2.5.2, 7.3.2	4.2.5.3	4.3	4.3.5, 6.8.4	1.1.3.1(c)	7.2.4	7.3.3	7.5.11	7.6	5.3.2.3
(1)	(2)	(3a)	(3b)	(4)	(5)	(6)	(7a)	(7b)	(8)	(9a)	(9b)	(10)	(11)	(12)	(13)	(15)	(16)	(17)	(18)	(19)	(20)
1364	COTTON WASTE, OILY	4.2	S2	III	4.2		0	E0	P003 IBC08 LP02 R001	PP19 B3 B6	MP14					3	W1	VC1 VC2 AP1		CE11	40
1365	COTTON, WET	4.2	S2	III	4.2		0	E0	P003 IBC08 LP02 R001	PP19 B3 B6	MP14					3	W1	VC1 VC2 AP1		CE11	40
1369	p-NITROSODIMETHYLANILINE	4.2	S2	II	4.2		0	E2	P410 IBC06		MP14	T3	TP33	SGAN		2	W1			CE10	40
1372	Fibres, animal or fibres, vegetable burnt, wet or damp	4.2	S2	NOT SUBJECT TO RID																	
1373	FIBRES or FABRICS, ANIMAL or VEGETABLE or SYNTHETIC, N.O.S. with oil	4.2	S2	III	4.2		0	E0	P410 IBC08 R001	B3	MP14	T1	TP33			3	W1	VC1 VC2 AP1		CE11	40
1374	FISH MEAL (FISH SCRAP), UNSTABILIZED	4.2	S2	II	4.2	300	0	E2	P410 IBC08	B4	MP14	T3	TP33			2	W1			CE10	40
1376	IRON OXIDE, SPENT or IRON SPONGE, SPENT obtained from coal gas purification	4.2	S4	III	4.2	592	0	E0	P002 IBC08 LP02 R001	B3	MP14	T1 BK2	TP33	SGAV		3	W1	VC1 VC2 AP1		CE11	40
1378	METAL CATALYST, WETTED with a visible excess of liquid	4.2	S4	II	4.2	274	0	E0	P410 IBC01	PP39	MP14	T3	TP33	SGAN		2	W1			CE10	40
1379	PAPER, UNSATURATED OIL TREATED, incompletely dried (including carbon paper)	4.2	S2	III	4.2		0	E0	P410 IBC08 R001	B3	MP14					3	W1	VC1 VC2 AP1		CE11	40
1380	PENTABORANE	4.2	ST3	I	4.2+6.1		0	E0	P601		MP2			L21DH	TU14 TU38 TC1 TE21 TE22 TE25 TM1	0	W1		CW28		333

UN No.	Name and description	Class	Classifi- cation code	Packing group	Labels	Special provi- sions	Limited and excepted quantities		Packaging			Portable tanks and bulk containers		RID Tanks		Transport category	Special provisions for carriage			Colis express (express parcels)	Hazard identifi- cation No.
									Packing instructions	Special packing provisions	Mixed packing provi- sions	Instruc- tions	Special provi- sions	Tank code	Special provi- sions		Packages	Bulk	Loading, unloading and handling		
	3.1.2	2.2	2.2	2.1.1.3	5.2.2	3.3	3.4/3.5.1.2		4.1.4	4.1.4	4.1.10	4.2.5.2, 7.3.2	4.2.5.3	4.3	4.3.5, 6.8.4	1.1.3.1(c)	7.2.4	7.3.3	7.5.11	7.6	5.3.2.3
(1)	(2)	(3a)	(3b)	(4)	(5)	(6)	(7a)	(7b)	(8)	(9a)	(9b)	(10)	(11)	(12)	(13)	(15)	(16)	(17)	(18)	(19)	(20)
1381	PHOSPHORUS, WHITE or YELLOW, UNDER WATER or IN SOLUTION	4.2	ST3	I	4.2+6.1	503	0	E0	P405		MP2	T9	TP3 TP31	L10DH(+)	TU14 TU16 TU21 TU38 TE3 TE21 TE22	0	W1		CW28		46
1381	PHOSPHORUS, WHITE or YELLOW, DRY	4.2	ST4	I	4.2+6.1	503	0	E0	P405		MP2	T9	TP3 TP31	L10DH(+)	TU14 TU16 TU21 TU38 TE3 TE21 TE22	0	W1		CW28		46
1382	POTASSIUM SULPHIDE, ANHYDROUS or POTASSIUM SULPHIDE with less than 30% water of crystallization	4.2	S4	II	4.2	504	0	E2	P410 IBC06		MP14	T3	TP33	SGAN		2	W1			CE10	40
1383	PYROPHORIC METAL, N.O.S. or PYROPHORIC ALLOY, N.O.S.	4.2	S4	I	4.2	274	0	E0	P404		MP13	T21	TP7 TP33			0	W1				43
1384	SODIUM DITHIONITE (SODIUM HYDROSULPHITE)	4.2	S4	II	4.2		0	E2	P410 IBC06		MP14	T3	TP33	SGAN		2	W1			CE10	40
1385	SODIUM SULPHIDE, ANHYDROUS or SODIUM SULPHIDE with less than 30% water of crystallization	4.2	S4	II	4.2	504	0	E2	P410 IBC06		MP14	T3	TP33	SGAN		2	W1			CE10	40
1386	SEED CAKE with more than 1.5% oil and not more than 11% moisture	4.2	S2	III	4.2		0	E0	P003 IBC08 LP02 R001	PP20 B3 B6	MP14	BK2				3	W1	VC1 VC2 AP1		CE11	40
1387	Wool waste, wet	4.2	S2	NOT SUBJECT TO RID																	
1389	ALKALI METAL AMALGAM, LIQUID	4.3	W1	I	4.3	182	0	E0	P402	RR8	MP2			L10BN(+)	TU1 TE5 TT3 TM2	1	W1		CW23		X323
1390	ALKALI METAL AMIDES	4.3	W2	II	4.3	182 505	500 g	E2	P410 IBC07		MP14	T3	TP33	SGAN		0	W1		CW23	CE10	423

UN No.	Name and description	Class	Classification code	Packing group	Labels	Special provisions	Limited and excepted quantities		Packaging			Portable tanks and bulk containers		RID Tanks		Transport category	Special provisions for carriage			Colis express (express parcels)	Hazard identification No.
									Packing instructions	Special packing provisions	Mixed packing provisions	Instructions	Special provisions	Tank code	Special provisions		Packages	Bulk	Loading, unloading and handling		
	3.1.2	2.2	2.2	2.1.1.3	5.2.2	3.3	3.4/3.5.1.2		4.1.4	4.1.4	4.1.10	4.2.5.2, 7.3.2	4.2.5.3	4.3	4.3.5, 6.8.4	1.1.3.1(c)	7.2.4	7.3.3	7.5.11	7.6	5.3.2.3
(1)	(2)	(3a)	(3b)	(4)	(5)	(6)	(7a)	(7b)	(8)	(9a)	(9b)	(10)	(11)	(12)	(13)	(15)	(16)	(17)	(18)	(19)	(20)
1391	ALKALI METAL DISPERSION or ALKALINE EARTH METAL DISPERSION	4.3	W1	I	4.3	182 183 506	0	E0	P402	RR8	MP2			L10BN(+)	TU1 TE5 TT3 TM2	1	W1		CW23		X323
1392	ALKALINE EARTH METAL AMALGAM, LIQUID	4.3	W1	I	4.3	183 506	0	E0	P402		MP2			L10BN(+)	TU1 TE5 TT3 TM2	1	W1		CW23		X323
1393	ALKALINE EARTH METAL ALLOY, N.O.S.	4.3	W2	II	4.3	183 506	500 g	E2	P410 IBC07		MP14	T3	TP33	SGAN		2	W1		CW23	CE7	423
1394	ALUMINIUM CARBIDE	4.3	W2	II	4.3		500 g	E2	P410 IBC07		MP14	T3	TP33	SGAN		2	W1	VC1 VC2 AP3 AP4 AP5	CW23	CE10	423
1395	ALUMINIUM FERROSILICON POWDER	4.3	WT2	II	4.3+6.1		500 g	E2	P410 IBC05	PP40	MP14	T3	TP33	SGAN		2	W1		CW23 CW28	CE10	462
1396	ALUMINIUM POWDER, UNCOATED	4.3	W2	II	4.3		500 g	E2	P410 IBC07	PP40	MP14	T3	TP33	SGAN		2	W1		CW23	CE10	423
1396	ALUMINIUM POWDER, UNCOATED	4.3	W2	III	4.3		1 kg	E1	P410 IBC08 R001	B4	MP14	T1	TP33	SGAN		3	W1	VC2 AP4 AP5	CW23	CE11	423
1397	ALUMINIUM PHOSPHIDE	4.3	WT2	I	4.3+6.1	507	0	E0	P403		MP2					1	W1		CW23 CW28		X462
1398	ALUMINIUM SILICON POWDER, UNCOATED	4.3	W2	III	4.3	37	1 kg	E1	P410 IBC08 R001	B4	MP14	T1 BK2	TP33	SGAN		3	W1	VC2 AP4 AP5	CW23	CE11	423
1400	BARIUM	4.3	W2	II	4.3		500 g	E2	P410 IBC07		MP14	T3	TP33	SGAN		2	W1		CW23	CE10	423
1401	CALCIUM	4.3	W2	II	4.3		500 g	E2	P410 IBC07		MP14	T3	TP33	SGAN		2	W1		CW23	CE10	423
1402	CALCIUM CARBIDE	4.3	W2	I	4.3		0	E0	P403 IBC04		MP2	T9	TP7 TP33	S2.65AN(+)	TU4 TU22 TM2 TA5	1	W1		CW23		X423

UN No.	Name and description	Class	Classification code	Packing group	Labels	Special provisions	Limited and excepted quantities		Packaging			Portable tanks and bulk containers		RID Tanks		Transport category	Special provisions for carriage			Colis express (express parcels)	Hazard identification No.
									Packing instructions	Special packing provisions	Mixed packing provisions	Instructions	Special provisions	Tank code	Special provisions		Packages	Bulk	Loading, unloading and handling		
	3.1.2	2.2	2.2	2.1.1.3	5.2.2	3.3	3.4/3.5.1.2		4.1.4	4.1.4	4.1.10	4.2.5.2, 7.3.2	4.2.5.3	4.3	4.3.5, 6.8.4	1.1.3.1(c)	7.2.4	7.3.3	7.5.11	7.6	5.3.2.3
(1)	(2)	(3a)	(3b)	(4)	(5)	(6)	(7a)	(7b)	(8)	(9a)	(9b)	(10)	(11)	(12)	(13)	(15)	(16)	(17)	(18)	(19)	(20)
1402	CALCIUM CARBIDE	4.3	W2	II	4.3		500 g	E2	P410 IBC07		MP14	T3	TP33	SGAN		2	W1	VC1 VC2 AP3 AP4 AP5	CW23	CE10	423
1403	CALCIUM CYANAMIDE with more than 0.1% calcium carbide	4.3	W2	III	4.3	38	1 kg	E1	P410 IBC08 R001	B4	MP14	T1	TP33	SGAN		0	W1		CW23	CE11	423
1404	CALCIUM HYDRIDE	4.3	W2	I	4.3		0	E0	P403		MP2					1	W1		CW23		X423
1405	CALCIUM SILICIDE	4.3	W2	II	4.3		500 g	E2	P410 IBC07		MP14	T3	TP33	SGAN		2	W1	VC1 VC2 AP3 AP4 AP5	CW23	CE10	423
1405	CALCIUM SILICIDE	4.3	W2	III	4.3		1 kg	E1	P410 IBC08 R001	B4	MP14	T1	TP33	SGAN		3	W1	VC1 VC2 AP3 AP4 AP5	CW23	CE11	423
1407	CAESIUM	4.3	W2	I	4.3		0	E0	P403 IBC04		MP2			L10CH(+)	TU2 TU14 TU38 TE5 TE21 TE22 TT3 TM2	1	W1		CW23		X423
1408	FERROSILICON with 30% or more but less than 90% silicon	4.3	WT2	III	4.3+6.1	39	1 kg	E1	P003 IBC08 R001	PP20 B4 B6	MP14	T1 BK2	TP33	SGAN		3	W1	VC1 VC2 AP3 AP4 AP5	CW23 CW28	CE11	462
1409	METAL HYDRIDES, WATER-REACTIVE, N.O.S.	4.3	W2	I	4.3	274 508	0	E0	P403		MP2					1	W1		CW23		X423
1409	METAL HYDRIDES, WATER-REACTIVE, N.O.S.	4.3	W2	II	4.3	274 508	500 g	E2	P410 IBC04		MP14	T3	TP33	SGAN		2	W1		CW23	CE10	423
1410	LITHIUM ALUMINIUM HYDRIDE	4.3	W2	I	4.3		0	E0	P403		MP2					1	W1		CW23		X423

UN No.	Name and description	Class	Classification code	Packing group	Labels	Special provisions	Limited and excepted quantities		Packaging			Portable tanks and bulk containers		RID Tanks		Transport category	Special provisions for carriage			Colis express (express parcels)	Hazard identification No.
									Packing instructions	Special packing provisions	Mixed packing provisions	Instructions	Special provisions	Tank code	Special provisions		Packages	Bulk	Loading, unloading and handling		
	3.1.2	2.2	2.2	2.1.1.3	5.2.2	3.3	3.4/3.5.1.2		4.1.4	4.1.4	4.1.10	4.2.5.2, 7.3.2	4.2.5.3	4.3	4.3.5, 6.8.4	1.1.3.1(c)	7.2.4	7.3.3	7.5.11	7.6	5.3.2.3
(1)	(2)	(3a)	(3b)	(4)	(5)	(6)	(7a)	(7b)	(8)	(9a)	(9b)	(10)	(11)	(12)	(13)	(15)	(16)	(17)	(18)	(19)	(20)
1411	LITHIUM ALUMINIUM HYDRIDE, ETHEREAL	4.3	WF1	I	4.3+3		0	E0	P402	RR8	MP2					1	W1		CW23		X323
1413	LITHIUM BOROHYDRIDE	4.3	W2	I	4.3		0	E0	P403		MP2					1	W1		CW23		X423
1414	LITHIUM HYDRIDE	4.3	W2	I	4.3		0	E0	P403		MP2					1	W1		CW23		X423
1415	LITHIUM	4.3	W2	I	4.3		0	E0	P403 IBC04		MP2	T9	TP7 TP33	L10BN(+)	TU1 TE5 TT3 TM2	1	W1		CW23		X423
1417	LITHIUM SILICON	4.3	W2	II	4.3		500 g	E2	P410 IBC07		MP14	T3	TP33	SGAN		2	W1		CW23	CE10	423
1418	MAGNESIUM POWDER or MAGNESIUM ALLOYS POWDER	4.3	WS	I	4.3+4.2		0	E0	P403		MP2					1	W1		CW23		X423
1418	MAGNESIUM POWDER or MAGNESIUM ALLOYS POWDER	4.3	WS	II	4.3+4.2		0	E2	P410 IBC05		MP14	T3	TP33	SGAN		2	W1		CW23	CE10	423
1418	MAGNESIUM POWDER or MAGNESIUM ALLOYS POWDER	4.3	WS	III	4.3+4.2		0	E1	P410 IBC08 R001	B4	MP14	T1	TP33	SGAN		3	W1	VC2 AP4 AP5	CW23	CE11	423
1419	MAGNESIUM ALUMINIUM PHOSPHIDE	4.3	WT2	I	4.3+6.1		0	E0	P403		MP2					1	W1		CW23 CW28		X462
1420	POTASSIUM METAL ALLOYS, LIQUID	4.3	W1	I	4.3		0	E0	P402		MP2			L10BN(+)	TU1 TE5 TT3 TM2	1	W1		CW23		X323
1421	ALKALI METAL ALLOY, LIQUID, N.O.S.	4.3	W1	I	4.3	182	0	E0	P402	RR8	MP2			L10BN(+)	TU1 TE5 TT3 TM2	1	W1		CW23		X323
1422	POTASSIUM SODIUM ALLOYS, LIQUID	4.3	W1	I	4.3		0	E0	P402		MP2	T9	TP3 TP7 TP31	L10BN(+)	TU1 TE5 TT3 TM2	1	W1		CW23		X323

UN No.	Name and description	Class	Classification code	Packing group	Labels	Special provisions	Limited and excepted quantities		Packaging			Portable tanks and bulk containers		RID Tanks		Transport category	Special provisions for carriage			Colis express (express parcels)	Hazard identification No.
									Packing instructions	Special packing provisions	Mixed packing provisions	Instructions	Special provisions	Tank code	Special provisions		Packages	Bulk	Loading, unloading and handling		
	3.1.2	2.2	2.2	2.1.1.3	5.2.2	3.3	3.4/3.5.1.2		4.1.4	4.1.4	4.1.10	4.2.5.2, 7.3.2	4.2.5.3	4.3	4.3.5, 6.8.4	1.1.3.1(c)	7.2.4	7.3.3	7.5.11	7.6	5.3.2.3
(1)	(2)	(3a)	(3b)	(4)	(5)	(6)	(7a)	(7b)	(8)	(9a)	(9b)	(10)	(11)	(12)	(13)	(15)	(16)	(17)	(18)	(19)	(20)
1423	RUBIDIUM	4.3	W2	I	4.3		0	E0	P403 IBC04		MP2			L10CH(+)	TU2 TU14 TU38 TE5 TE21 TE22 TT3 TM2	1	W1		CW23		X423
1426	SODIUM BOROHYDRIDE	4.3	W2	I	4.3		0	E0	P403		MP2					1	W1		CW23		X423
1427	SODIUM HYDRIDE	4.3	W2	I	4.3		0	E0	P403		MP2					1	W1		CW23		X423
1428	SODIUM	4.3	W2	I	4.3		0	E0	P403 IBC04		MP2	T9	TP7 TP33	L10BN(+)	TU1 TE5 TT3 TM2	1	W1		CW23		X423
1431	SODIUM METHYLATE	4.2	SC4	II	4.2+8		0	E2	P410 IBC05		MP14	T3	TP33	SGAN		2	W1			CE10	48
1432	SODIUM PHOSPHIDE	4.3	WT2	I	4.3+6.1		0	E0	P403		MP2					1	W1		CW23 CW28		X462
1433	STANNIC PHOSPHIDES	4.3	WT2	I	4.3+6.1		0	E0	P403		MP2					1	W1		CW23 CW28		X462
1435	ZINC ASHES	4.3	W2	III	4.3		1 kg	E1	P002 IBC08 R001	B4	MP14	T1 BK2	TP33	SGAN		3	W1	VC1 VC2 AP3 AP4 AP5	CW23	CE11	423
1436	ZINC POWDER or ZINC DUST	4.3	WS	I	4.3+4.2		0	E0	P403		MP2					1	W1		CW23		X423
1436	ZINC POWDER or ZINC DUST	4.3	WS	II	4.3+4.2		0	E2	P410 IBC07	PP40	MP14	T3	TP33	SGAN		2	W1		CW23	CE10	423
1436	ZINC POWDER or ZINC DUST	4.3	WS	III	4.3+4.2		0	E1	P410 IBC08 R001	B4	MP14	T1	TP33	SGAN		3	W1	VC2 AP4 AP5	CW23	CE11	423
1437	ZIRCONIUM HYDRIDE	4.1	F3	II	4.1		1 kg	E2	P410 IBC04	PP40	MP11	T3	TP33	SGAN		2	W1			CE10	40
1438	ALUMINIUM NITRATE	5.1	O2	III	5.1		5 kg	E1	P002 IBC08 LP02 R001	B3	MP10	T1 BK1 BK2	TP33	SGAV	TU3	3		VC1 VC2 AP6 AP7	CW24	CE11	50

UN No.	Name and description	Class	Classification code	Packing group	Labels	Special provisions	Limited and excepted quantities		Packaging			Portable tanks and bulk containers		RID Tanks		Transport category	Special provisions for carriage			Colis express (express parcels)	Hazard identification No.
									Packing instructions	Special packing provisions	Mixed packing provisions	Instructions	Special provisions	Tank code	Special provisions		Packages	Bulk	Loading, unloading and handling		
	3.1.2	2.2	2.2	2.1.1.3	5.2.2	3.3	3.4/3.5.1.2		4.1.4	4.1.4	4.1.10	4.2.5.2, 7.3.2	4.2.5.3	4.3	4.3.5, 6.8.4	1.1.3.1(c)	7.2.4	7.3.3	7.5.11	7.6	5.3.2.3
(1)	(2)	(3a)	(3b)	(4)	(5)	(6)	(7a)	(7b)	(8)	(9a)	(9b)	(10)	(11)	(12)	(13)	(15)	(16)	(17)	(18)	(19)	(20)
1439	AMMONIUM DICHROMATE	5.1	O2	II	5.1		1 kg	E2	P002 IBC08	B4	MP2	T3	TP33	SGAN	TU3	2	W11		CW24	CE10	50
1442	AMMONIUM PERCHLORATE	5.1	O2	II	5.1	152	1 kg	E2	P002 IBC06		MP2	T3	TP33			2	W11	VC1 VC2 AP6 AP7	CW24	CE10	50
1444	AMMONIUM PERSULPHATE	5.1	O2	III	5.1		5 kg	E1	P002 IBC08 LP02 R001	B3	MP10	T1	TP33	SGAV	TU3	3		VC1 VC2 AP6 AP7	CW24	CE11	50
1445	BARIUM CHLORATE, SOLID	5.1	OT2	II	5.1+6.1		1 kg	E2	P002 IBC06		MP2	T3	TP33	SGAN	TU3	2	W11		CW24 CW28	CE10	56
1446	BARIUM NITRATE	5.1	OT2	II	5.1+6.1		1 kg	E2	P002 IBC08	B4	MP2	T3	TP33	SGAN	TU3	2	W11		CW24 CW28	CE10	56
1447	BARIUM PERCHLORATE, SOLID	5.1	OT2	II	5.1+6.1		1 kg	E2	P002 IBC06		MP2	T3	TP33	SGAN	TU3	2	W11		CW24 CW28	CE10	56
1448	BARIUM PERMANGANATE	5.1	OT2	II	5.1+6.1		1 kg	E2	P002 IBC06		MP2	T3	TP33	SGAN	TU3	2	W11		CW24 CW28	CE10	56
1449	BARIUM PEROXIDE	5.1	OT2	II	5.1+6.1		1 kg	E2	P002 IBC06		MP2	T3	TP33	SGAN	TU3	2	W11		CW24 CW28	CE10	56
1450	BROMATES, INORGANIC, N.O.S.	5.1	O2	II	5.1	274 350	1 kg	E2	P002 IBC08	B4	MP2	T3	TP33	SGAV	TU3	2	W11	VC1 VC2 AP6 AP7	CW24	CE10	50
1451	CAESIUM NITRATE	5.1	O2	III	5.1		5 kg	E1	P002 IBC08 LP02 R001	B3	MP10	T1	TP33	SGAV	TU3	3		VC1 VC2 AP6 AP7	CW24	CE11	50
1452	CALCIUM CHLORATE	5.1	O2	II	5.1		1 kg	E2	P002 IBC08	B4	MP2	T3	TP33	SGAV	TU3	2	W11	VC1 VC2 AP6 AP7	CW24	CE10	50
1453	CALCIUM CHLORITE	5.1	O2	II	5.1		1 kg	E2	P002 IBC08	B4	MP2	T3	TP33	SGAN	TU3	2	W11		CW24	CE10	50

UN No.	Name and description	Class	Classification code	Packing group	Labels	Special provisions	Limited and excepted quantities		Packaging			Portable tanks and bulk containers		RID Tanks		Transport category	Special provisions for carriage			Colis express (express parcels)	Hazard identification No.
									Packing instructions	Special packing provisions	Mixed packing provisions	Instructions	Special provisions	Tank code	Special provisions		Packages	Bulk	Loading, unloading and handling		
	3.1.2	2.2	2.2	2.1.1.3	5.2.2	3.3	3.4/3.5.1.2		4.1.4	4.1.4	4.1.10	4.2.5.2, 7.3.2	4.2.5.3	4.3	4.3.5, 6.8.4	1.1.3.1(c)	7.2.4	7.3.3	7.5.11	7.6	5.3.2.3
(1)	(2)	(3a)	(3b)	(4)	(5)	(6)	(7a)	(7b)	(8)	(9a)	(9b)	(10)	(11)	(12)	(13)	(15)	(16)	(17)	(18)	(19)	(20)
1454	CALCIUM NITRATE	5.1	O2	III	5.1	208	5 kg	E1	P002 IBC08 LP02 R001	B3	MP10	T1 BK1 BK2 BK3	TP33	SGAV	TU3	3		VC1 VC2 AP6 AP7	CW24	CE11	50
1455	CALCIUM PERCHLORATE	5.1	O2	II	5.1		1 kg	E2	P002 IBC06		MP2	T3	TP33	SGAV	TU3	2	W11	VC1 VC2 AP6 AP7	CW24	CE10	50
1456	CALCIUM PERMANGANATE	5.1	O2	II	5.1		1 kg	E2	P002 IBC06		MP2	T3	TP33	SGAN	TU3	2	W11		CW24	CE10	50
1457	CALCIUM PEROXIDE	5.1	O2	II	5.1		1 kg	E2	P002 IBC06		MP2	T3	TP33	SGAN	TU3	2	W11		CW24	CE10	50
1458	CHLORATE AND BORATE MIXTURE	5.1	O2	II	5.1		1 kg	E2	P002 IBC08	B4	MP2	T3	TP33	SGAV	TU3	2	W11	VC1 VC2 AP6 AP7	CW24	CE10	50
1458	CHLORATE AND BORATE MIXTURE	5.1	O2	III	5.1		5 kg	E1	P002 IBC08 LP02 R001	B3	MP2	T1	TP33	SGAV	TU3	3		VC1 VC2 AP6 AP7	CW24	CE11	50
1459	CHLORATE AND MAGNESIUM CHLORIDE MIXTURE, SOLID	5.1	O2	II	5.1		1 kg	E2	P002 IBC08	B4	MP2	T3	TP33	SGAV	TU3	2	W11	VC1 VC2 AP6 AP7	CW24	CE10	50
1459	CHLORATE AND MAGNESIUM CHLORIDE MIXTURE, SOLID	5.1	O2	III	5.1		5 kg	E1	P002 IBC08 LP02 R001	B3	MP2	T1	TP33	SGAV	TU3	3		VC1 VC2 AP6 AP7	CW24	CE11	50
1461	CHLORATES, INORGANIC, N.O.S.	5.1	O2	II	5.1	274 351	1 kg	E2	P002 IBC06		MP2	T3	TP33	SGAV	TU3	2	W11	VC1 VC2 AP6 AP7	CW24	CE10	50
1462	CHLORITES, INORGANIC, N.O.S.	5.1	O2	II	5.1	274 352 509	1 kg	E2	P002 IBC06		MP2	T3	TP33	SGAN	TU3	2	W11		CW24	CE10	50
1463	CHROMIUM TRIOXIDE, ANHYDROUS	5.1	OTC	II	5.1+6.1+8	510	1 kg	E2	P002 IBC08	B4	MP2	T3	TP33	SGAN	TU3	2	W11		CW24 CW28	CE10	568

UN No.	Name and description	Class	Classification code	Packing group	Labels	Special provisions	Limited and excepted quantities		Packaging			Portable tanks and bulk containers		RID Tanks		Transport category	Special provisions for carriage			Colis express (express parcels)	Hazard identification No.
									Packing instructions	Special packing provisions	Mixed packing provisions	Instructions	Special provisions	Tank code	Special provisions		Packages	Bulk	Loading, unloading and handling		
	3.1.2	2.2	2.2	2.1.1.3	5.2.2	3.3	3.4/3.5.1.2		4.1.4	4.1.4	4.1.10	4.2.5.2, 7.3.2	4.2.5.3	4.3	4.3.5, 6.8.4	1.1.3.1(c)	7.2.4	7.3.3	7.5.11	7.6	5.3.2.3
(1)	(2)	(3a)	(3b)	(4)	(5)	(6)	(7a)	(7b)	(8)	(9a)	(9b)	(10)	(11)	(12)	(13)	(15)	(16)	(17)	(18)	(19)	(20)
1465	DIDYMIUM NITRATE	5.1	O2	III	5.1		5 kg	E1	P002 IBC08 LP02 R001	B3	MP10	T1	TP33	SGAV	TU3	3		VC1 VC2 AP6 AP7	CW24	CE11	50
1466	FERRIC NITRATE	5.1	O2	III	5.1		5 kg	E1	P002 IBC08 LP02 R001	B3	MP10	T1	TP33	SGAV	TU3	3		VC1 VC2 AP6 AP7	CW24	CE11	50
1467	GUANIDINE NITRATE	5.1	O2	III	5.1		5 kg	E1	P002 IBC08 LP02 R001	B3	MP10	T1	TP33	SGAV	TU3	3		VC1 VC2 AP6 AP7	CW24	CE11	50
1469	LEAD NITRATE	5.1	OT2	II	5.1+6.1		1 kg	E2	P002 IBC08	B4	MP2	T3	TP33	SGAN	TU3	2	W11		CW24 CW28	CE10	56
1470	LEAD PERCHLORATE, SOLID	5.1	OT2	II	5.1+6.1		1 kg	E2	P002 IBC06		MP2	T3	TP33	SGAN	TU3	2	W11		CW24 CW28	CE10	56
1471	LITHIUM HYPOCHLORITE, DRY or LITHIUM HYPOCHLORITE MIXTURE	5.1	O2	II	5.1		1 kg	E2	P002 IBC08	B4	MP10			SGAN	TU3	2	W11		CW24	CE10	50
1471	LITHIUM HYPOCHLORITE, DRY or LITHIUM HYPOCHLORITE MIXTURE	5.1	O2	III	5.1		5 kg	E1	P002 IBC08 LP02 R001	B3	MP10	T1	TP33	SGAV	TU3	3			CW24	CE11	50
1472	LITHIUM PEROXIDE	5.1	O2	II	5.1		1 kg	E2	P002 IBC06		MP2	T3	TP33	SGAN	TU3	2	W11		CW24	CE10	50
1473	MAGNESIUM BROMATE	5.1	O2	II	5.1		1 kg	E2	P002 IBC08	B4	MP2	T3	TP33	SGAV	TU3	2	W11	VC1 VC2 AP6 AP7	CW24	CE10	50
1474	MAGNESIUM NITRATE	5.1	O2	III	5.1	332	5 kg	E1	P002 IBC08 LP02 R001	B3	MP10	T1 BK1 BK2 BK3	TP33	SGAV	TU3	3		VC1 VC2 AP6 AP7	CW24	CE11	50
1475	MAGNESIUM PERCHLORATE	5.1	O2	II	5.1		1 kg	E2	P002 IBC06		MP2	T3	TP33	SGAV	TU3	2	W11	VC1 VC2 AP6 AP7	CW24	CE10	50

UN No.	Name and description	Class	Classification code	Packing group	Labels	Special provisions	Limited and excepted quantities		Packaging			Portable tanks and bulk containers		RID Tanks		Transport category	Special provisions for carriage			Colis express (express parcels)	Hazard identification No.
									Packing instructions	Special packing provisions	Mixed packing provisions	Instructions	Special provisions	Tank code	Special provisions		Packages	Bulk	Loading, unloading and handling		
	3.1.2	2.2	2.2	2.1.1.3	5.2.2	3.3	3.4/3.5.1.2		4.1.4	4.1.4	4.1.10	4.2.5.2, 7.3.2	4.2.5.3	4.3	4.3.5, 6.8.4	1.1.3.1(c)	7.2.4	7.3.3	7.5.11	7.6	5.3.2.3
(1)	(2)	(3a)	(3b)	(4)	(5)	(6)	(7a)	(7b)	(8)	(9a)	(9b)	(10)	(11)	(12)	(13)	(15)	(16)	(17)	(18)	(19)	(20)
1476	MAGNESIUM PEROXIDE	5.1	O2	II	5.1		1 kg	E2	P002 IBC06		MP2	T3	TP33	SGAN	TU3	2	W11		CW24	CE10	50
1477	NITRATES, INORGANIC, N.O.S.	5.1	O2	II	5.1	511	1 kg	E2	P002 IBC08	B4	MP10	T3	TP33	SGAN	TU3	2	W11		CW24	CE10	50
1477	NITRATES, INORGANIC, N.O.S.	5.1	O2	III	5.1	511	5 kg	E1	P002 IBC08 LP02 R001	B3	MP10	T1	TP33	SGAV	TU3	3		VC1 VC2 AP6 AP7	CW24	CE11	50
1479	OXIDIZING SOLID, N.O.S.	5.1	O2	I	5.1	274	0	E0	P503 IBC05		MP2					1	W10		CW24		55
1479	OXIDIZING SOLID, N.O.S.	5.1	O2	II	5.1	274	1 kg	E2	P002 IBC08	B4	MP2	T3	TP33	SGAN	TU3	2	W11		CW24	CE10	50
1479	OXIDIZING SOLID, N.O.S.	5.1	O2	III	5.1	274	5 kg	E1	P002 IBC08 LP02 R001	B3	MP2	T1	TP33	SGAN	TU3	3			CW24	CE11	50
1481	PERCHLORATES, INORGANIC, N.O.S.	5.1	O2	II	5.1		1 kg	E2	P002 IBC06		MP2	T3	TP33	SGAV	TU3	2	W11	VC1 VC2 AP6 AP7	CW24	CE10	50
1481	PERCHLORATES, INORGANIC, N.O.S.	5.1	O2	III	5.1		5 kg	E1	P002 IBC08 LP02 R001	B3	MP2	T1	TP33	SGAV	TU3	3		VC1 VC2 AP6 AP7	CW24	CE11	50
1482	PERMANGANATES, INORGANIC, N.O.S.	5.1	O2	II	5.1	274 353	1 kg	E2	P002 IBC06		MP2	T3	TP33	SGAN	TU3	2	W11		CW24	CE10	50
1482	PERMANGANATES, INORGANIC, N.O.S.	5.1	O2	III	5.1	274 353	5 kg	E1	P002 IBC08 LP02 R001	B3	MP2	T1	TP33	SGAN	TU3	3			CW24	CE11	50
1483	PEROXIDES, INORGANIC, N.O.S.	5.1	O2	II	5.1		1 kg	E2	P002 IBC06		MP2	T3	TP33	SGAN	TU3	2	W11		CW24	CE10	50
1483	PEROXIDES, INORGANIC, N.O.S.	5.1	O2	III	5.1		5 kg	E1	P002 IBC08 LP02 R001	B3	MP2	T1	TP33	SGAN	TU3	3			CW24	CE11	50

UN No.	Name and description	Class	Classification code	Packing group	Labels	Special provisions	Limited and excepted quantities		Packaging			Portable tanks and bulk containers		RID Tanks		Transport category	Special provisions for carriage			Colis express (express parcels)	Hazard identification No.
									Packing instructions	Special packing provisions	Mixed packing provisions	Instructions	Special provisions	Tank code	Special provisions		Packages	Bulk	Loading, unloading and handling		
	3.1.2	2.2	2.2	2.1.1.3	5.2.2	3.3	3.4/3.5.1.2		4.1.4	4.1.4	4.1.10	4.2.5.2, 7.3.2	4.2.5.3	4.3	4.3.5, 6.8.4	1.1.3.1(c)	7.2.4	7.3.3	7.5.11	7.6	5.3.2.3
(1)	(2)	(3a)	(3b)	(4)	(5)	(6)	(7a)	(7b)	(8)	(9a)	(9b)	(10)	(11)	(12)	(13)	(15)	(16)	(17)	(18)	(19)	(20)
1484	POTASSIUM BROMATE	5.1	O2	II	5.1		1 kg	E2	P002 IBC08	B4	MP2	T3	TP33	SGAV	TU3	2	W11	VC1 VC2 AP6 AP7	CW24	CE10	50
1485	POTASSIUM CHLORATE	5.1	O2	II	5.1		1 kg	E2	P002 IBC08	B4	MP2	T3	TP33	SGAV	TU3	2	W11	VC1 VC2 AP6 AP7	CW24	CE10	50
1486	POTASSIUM NITRATE	5.1	O2	III	5.1		5 kg	E1	P002 IBC08 LP02 R001	B3	MP10	T1 BK1 BK2 BK3	TP33	SGAV	TU3	3		VC1 VC2 AP6 AP7	CW24	CE11	50
1487	POTASSIUM NITRATE AND SODIUM NITRITE MIXTURE	5.1	O2	II	5.1	607	1 kg	E2	P002 IBC08	B4	MP10	T3	TP33	SGAV	TU3	2	W11	VC1 VC2 AP6 AP7	CW24	CE10	50
1488	POTASSIUM NITRITE	5.1	O2	II	5.1		1 kg	E2	P002 IBC08	B4	MP10	T3	TP33	SGAV	TU3	2	W11	VC1 VC2 AP6 AP7	CW24	CE10	50
1489	POTASSIUM PERCHLORATE	5.1	O2	II	5.1		1 kg	E2	P002 IBC06		MP2	T3	TP33	SGAV	TU3	2	W11	VC1 VC2 AP6 AP7	CW24	CE10	50
1490	POTASSIUM PERMANGANATE	5.1	O2	II	5.1		1 kg	E2	P002 IBC08	B4	MP2	T3	TP33	SGAN	TU3	2	W11		CW24	CE10	50
1491	POTASSIUM PEROXIDE	5.1	O2	I	5.1		0	E0	P503 IBC06		MP2					1	W10		CW24		55
1492	POTASSIUM PERSULPHATE	5.1	O2	III	5.1		5 kg	E1	P002 IBC08 LP02 R001	B3	MP10	T1	TP33	SGAV	TU3	3		VC1 VC2 AP6 AP7	CW24	CE11	50
1493	SILVER NITRATE	5.1	O2	II	5.1		1 kg	E2	P002 IBC08	B4	MP10	T3	TP33	SGAV	TU3	2	W11	VC1 VC2 AP6 AP7	CW24	CE10	50

UN No.	Name and description	Class	Classification code	Packing group	Labels	Special provisions	Limited and excepted quantities		Packaging			Portable tanks and bulk containers		RID Tanks		Transport category	Special provisions for carriage			Colis express (express parcels)	Hazard identification No.
									Packing instructions	Special packing provisions	Mixed packing provisions	Instructions	Special provisions	Tank code	Special provisions		Packages	Bulk	Loading, unloading and handling		
	3.1.2	2.2	2.2	2.1.1.3	5.2.2	3.3	3.4/3.5.1.2		4.1.4	4.1.4	4.1.10	4.2.5.2, 7.3.2	4.2.5.3	4.3	4.3.5, 6.8.4	1.1.3.1(c)	7.2.4	7.3.3	7.5.11	7.6	5.3.2.3
(1)	(2)	(3a)	(3b)	(4)	(5)	(6)	(7a)	(7b)	(8)	(9a)	(9b)	(10)	(11)	(12)	(13)	(15)	(16)	(17)	(18)	(19)	(20)
1494	SODIUM BROMATE	5.1	O2	II	5.1		1 kg	E2	P002 IBC08	B4	MP2	T3	TP33	SGAV	TU3	2	W11	VC1 VC2 AP6 AP7	CW24	CE10	50
1495	SODIUM CHLORATE	5.1	O2	II	5.1		1 kg	E2	P002 IBC08	B4	MP2	T3 BK1 BK2	TP33	SGAV	TU3	2	W11	VC1 VC2 AP6 AP7	CW24	CE10	50
1496	SODIUM CHLORITE	5.1	O2	II	5.1		1 kg	E2	P002 IBC08	B4	MP2	T3	TP33	SGAN	TU3	2	W11		CW24	CE10	50
1498	SODIUM NITRATE	5.1	O2	III	5.1		5 kg	E1	P002 IBC08 LP02 R001	B3	MP10	T1 BK1 BK2 BK3	TP33	SGAV	TU3	3		VC1 VC2 AP6 AP7	CW24	CE11	50
1499	SODIUM NITRATE AND POTASSIUM NITRATE MIXTURE	5.1	O2	III	5.1		5 kg	E1	P002 IBC08 LP02 R001	B3	MP10	T1 BK1 BK2 BK3	TP33	SGAV	TU3	3		VC1 VC2 AP6 AP7	CW24	CE11	50
1500	SODIUM NITRITE	5.1	OT2	III	5.1+6.1		5 kg	E1	P002 IBC08 R001	B3	MP10	T1	TP33	SGAN	TU3	3			CW24 CW28	CE11	56
1502	SODIUM PERCHLORATE	5.1	O2	II	5.1		1 kg	E2	P002 IBC06		MP2	T3	TP33	SGAV	TU3	2	W11	VC1 VC2 AP6 AP7	CW24	CE10	50
1503	SODIUM PERMANGANATE	5.1	O2	II	5.1		1 kg	E2	P002 IBC06		MP2	T3	TP33	SGAN	TU3	2	W11		CW24	CE10	50
1504	SODIUM PEROXIDE	5.1	O2	I	5.1		0	E0	P503 IBC05		MP2					1	W10		CW24		55
1505	SODIUM PERSULPHATE	5.1	O2	III	5.1		5 kg	E1	P002 IBC08 LP02 R001	B3	MP10	T1	TP33	SGAV	TU3	3		VC1 VC2 AP6 AP7	CW24	CE11	50
1506	STRONTIUM CHLORATE	5.1	O2	II	5.1		1 kg	E2	P002 IBC08	B4	MP2	T3	TP33	SGAV	TU3	2	W11	VC1 VC2 AP6 AP7	CW24	CE10	50

UN No.	Name and description	Class	Classification code	Packing group	Labels	Special provisions	Limited and excepted quantities		Packaging			Portable tanks and bulk containers		RID Tanks		Transport category	Special provisions for carriage			Colis express (express parcels)	Hazard identification No.
									Packing instructions	Special packing provisions	Mixed packing provisions	Instructions	Special provisions	Tank code	Special provisions		Packages	Bulk	Loading, unloading and handling		
	3.1.2	2.2	2.2	2.1.1.3	5.2.2	3.3	3.4/3.5.1.2		4.1.4	4.1.4	4.1.10	4.2.5.2, 7.3.2	4.2.5.3	4.3	4.3.5, 6.8.4	1.1.3.1(c)	7.2.4	7.3.3	7.5.11	7.6	5.3.2.3
(1)	(2)	(3a)	(3b)	(4)	(5)	(6)	(7a)	(7b)	(8)	(9a)	(9b)	(10)	(11)	(12)	(13)	(15)	(16)	(17)	(18)	(19)	(20)
1507	STRONTIUM NITRATE	5.1	O2	III	5.1		5 kg	E1	P002 IBC08 LP02 R001	B3	MP10	T1	TP33	SGAV	TU3	3		VC1 VC2 AP6 AP7	CW24	CE11	50
1508	STRONTIUM PERCHLORATE	5.1	O2	II	5.1		1 kg	E2	P002 IBC06		MP2	T3	TP33	SGAV	TU3	2	W11	VC1 VC2 AP6 AP7	CW24	CE10	50
1509	STRONTIUM PEROXIDE	5.1	O2	II	5.1		1 kg	E2	P002 IBC06		MP2	T3	TP33	SGAN	TU3	2	W11		CW24	CE10	50
1510	TETRANITROMETHANE	6.1	TO1	I	6.1+5.1	354 609	0	E0	P602		MP8 MP17			L10CH	TU14 TU15 TU38 TE21 TE22	1			CW13 CW28 CW31		665
1511	UREA HYDROGEN PEROXIDE	5.1	OC2	III	5.1+8		5 kg	E1	P002 IBC08 R001	B3	MP2	T1	TP33	SGAN	TU3	3			CW24	CE11	58
1512	ZINC AMMONIUM NITRITE	5.1	O2	II	5.1		1 kg	E2	P002 IBC08	B4	MP10	T3	TP33	SGAN	TU3	2	W11		CW24	CE10	50
1513	ZINC CHLORATE	5.1	O2	II	5.1		1 kg	E2	P002 IBC08	B4	MP2	T3	TP33	SGAV	TU3	2	W11	VC1 VC2 AP6 AP7	CW24	CE10	50
1514	ZINC NITRATE	5.1	O2	II	5.1		1 kg	E2	P002 IBC08	B4	MP10	T3	TP33	SGAN	TU3	2	W11		CW24	CE10	50
1515	ZINC PERMANGANATE	5.1	O2	II	5.1		1 kg	E2	P002 IBC06		MP2	T3	TP33	SGAN	TU3	2	W11		CW24	CE10	50
1516	ZINC PEROXIDE	5.1	O2	II	5.1		1 kg	E2	P002 IBC06		MP2	T3	TP33	SGAN	TU3	2	W11		CW24	CE10	50
1517	ZIRCONIUM PICRAMATE, WETTED with not less than 20% water, by mass	4.1	D	I	4.1		0	E0	P406	PP26	MP2					1	W1				40
1541	ACETONE CYANOHYDRIN, STABILIZED	6.1	T1	I	6.1	354	0	E0	P602		MP8 MP17	T20	TP2	L10CH	TU14 TU15 TU38 TE21 TE22	1			CW13 CW28 CW31		669

UN No.	Name and description	Class	Classification code	Packing group	Labels	Special provisions	Limited and excepted quantities		Packaging			Portable tanks and bulk containers		RID Tanks		Transport category	Special provisions for carriage			Colis express (express parcels)	Hazard identification No.
									Packing instructions	Special packing provisions	Mixed packing provisions	Instructions	Special provisions	Tank code	Special provisions		Packages	Bulk	Loading, unloading and handling		
	3.1.2	2.2	2.2	2.1.1.3	5.2.2	3.3	3.4/3.5.1.2		4.1.4	4.1.4	4.1.10	4.2.5.2, 7.3.2	4.2.5.3	4.3	4.3.5, 6.8.4	1.1.3.1(c)	7.2.4	7.3.3	7.5.11	7.6	5.3.2.3
(1)	(2)	(3a)	(3b)	(4)	(5)	(6)	(7a)	(7b)	(8)	(9a)	(9b)	(10)	(11)	(12)	(13)	(15)	(16)	(17)	(18)	(19)	(20)
1544	ALKALOIDS, SOLID, N.O.S. or ALKALOID SALTS, SOLID, N.O.S.	6.1	T2	I	6.1	43 274	0	E5	P002 IBC07		MP18	T6	TP33	S10AH	TU15	1	W10		CW13 CW28 CW31		66
1544	ALKALOIDS, SOLID, N.O.S. or ALKALOID SALTS, SOLID, N.O.S.	6.1	T2	II	6.1	43 274	500 g	E4	P002 IBC08	B4	MP10	T3	TP33	SGAH L4BH	TU15	2	W11		CW13 CW28 CW31	CE9	60
1544	ALKALOIDS, SOLID, N.O.S. or ALKALOID SALTS, SOLID, N.O.S.	6.1	T2	III	6.1	43 274	5 kg	E1	P002 IBC08 LP02 R001	B3	MP10	T1	TP33	SGAH L4BH	TU15	2		VC1 VC2 AP7	CW13 CW28 CW31	CE11	60
1545	ALLYL ISOTHIOCYANATE, STABILIZED	6.1	TF1	II	6.1+3	386	100 ml	E0	P001 IBC02		MP15	T7	TP2	L4BH	TU15	2			CW13 CW28 CW31	CE5	639
1546	AMMONIUM ARSENATE	6.1	T5	II	6.1		500 g	E4	P002 IBC08	B4	MP10	T3	TP33	SGAH	TU15	2	W11		CW13 CW28 CW31	CE9	60
1547	ANILINE	6.1	T1	II	6.1	279	100 ml	E4	P001 IBC02		MP15	T7	TP2	L4BH	TU15	2			CW13 CW28 CW31	CE5	60
1548	ANILINE HYDROCHLORIDE	6.1	T2	III	6.1		5 kg	E1	P002 IBC08 LP02 R001	B3	MP10	T1	TP33	SGAH	TU15	2		VC1 VC2 AP7	CW13 CW28 CW31	CE11	60
1549	ANTIMONY COMPOUND, INORGANIC, SOLID, N.O.S.	6.1	T5	III	6.1	45 274 512	5 kg	E1	P002 IBC08 LP02 R001	B3	MP10	T1	TP33	SGAH L4BH	TU15	2		VC1 VC2 AP7	CW13 CW28 CW31	CE11	60
1550	ANTIMONY LACTATE	6.1	T5	III	6.1		5 kg	E1	P002 IBC08 LP02 R001	B3	MP10	T1	TP33	SGAH L4BH	TU15	2		VC1 VC2 AP7	CW13 CW28 CW31	CE11	60
1551	ANTIMONY POTASSIUM TARTRATE	6.1	T5	III	6.1		5 kg	E1	P002 IBC08 LP02 R001	B3	MP10	T1	TP33	SGAH L4BH	TU15	2		VC1 VC2 AP7	CW13 CW28 CW31	CE11	60

UN No.	Name and description	Class	Classification code	Packing group	Labels	Special provisions	Limited and excepted quantities		Packaging			Portable tanks and bulk containers		RID Tanks		Transport category	Special provisions for carriage			Colis express (express parcels)	Hazard identification No.
									Packing instructions	Special packing provisions	Mixed packing provisions	Instructions	Special provisions	Tank code	Special provisions		Packages	Bulk	Loading, unloading and handling		
	3.1.2	2.2	2.2	2.1.1.3	5.2.2	3.3	3.4/3.5.1.2		4.1.4	4.1.4	4.1.10	4.2.5.2, 7.3.2	4.2.5.3	4.3	4.3.5, 6.8.4	1.1.3.1(c)	7.2.4	7.3.3	7.5.11	7.6	5.3.2.3
(1)	(2)	(3a)	(3b)	(4)	(5)	(6)	(7a)	(7b)	(8)	(9a)	(9b)	(10)	(11)	(12)	(13)	(15)	(16)	(17)	(18)	(19)	(20)
1553	ARSENIC ACID, LIQUID	6.1	T4	I	6.1		0	E5	P001		MP8 MP17	T20	TP2 TP7	L10CH	TU14 TU15 TU38 TE21 TE22	1			CW13 CW28 CW31		66
1554	ARSENIC ACID, SOLID	6.1	T5	II	6.1		500 g	E4	P002 IBC08	B4	MP10	T3	TP33	SGAH L4BH	TU15	2	W11		CW13 CW28 CW31	CE9	60
1555	ARSENIC BROMIDE	6.1	T5	II	6.1		500 g	E4	P002 IBC08	B4	MP10	T3	TP33	SGAH L4BH	TU15	2	W11		CW13 CW28 CW31	CE9	60
1556	ARSENIC COMPOUND, LIQUID, N.O.S., inorganic, including: Arsenates, n.o.s., Arsenites, n.o.s.; and Arsenic sulphides, n.o.s.	6.1	T4	I	6.1	43 274	0	E5	P001		MP8 MP17	T14	TP2 TP27	L10CH	TU14 TU15 TU38 TE21 TE22	1			CW13 CW28 CW31		66
1556	ARSENIC COMPOUND, LIQUID, N.O.S., inorganic, including: Arsenates, n.o.s., Arsenites, n.o.s.; and Arsenic sulphides, n.o.s.	6.1	T4	II	6.1	43 274	100 ml	E4	P001 IBC02		MP15	T11	TP2 TP27	L4BH	TU15	2			CW13 CW28 CW31	CE5	60
1556	ARSENIC COMPOUND, LIQUID, N.O.S., inorganic, including: Arsenates, n.o.s., Arsenites, n.o.s.; and Arsenic sulphides, n.o.s.	6.1	T4	III	6.1	43 274	5 L	E1	P001 IBC03 LP01 R001		MP19	T7	TP2 TP28	L4BH	TU15	2	W12		CW13 CW28 CW31	CE8	60
1557	ARSENIC COMPOUND, SOLID, N.O.S., inorganic, including: Arsenates, n.o.s.; Arsenites, n.o.s.; and Arsenic sulphides, n.o.s.	6.1	T5	I	6.1	43 274	0	E5	P002 IBC07		MP18	T6	TP33	S10AH L10CH	TU15 TU38 TE22	1	W10		CW13 CW28 CW31		66
1557	ARSENIC COMPOUND, SOLID, N.O.S., inorganic, including: Arsenates, n.o.s.; Arsenites, n.o.s.; and Arsenic sulphides, n.o.s.	6.1	T5	II	6.1	43 274	500 g	E4	P002 IBC08	B4	MP10	T3	TP33	SGAH L4BH	TU15	2	W11		CW13 CW28 CW31	CE9	60
1557	ARSENIC COMPOUND, SOLID, N.O.S., inorganic, including: Arsenates, n.o.s.; Arsenites, n.o.s.; and Arsenic sulphides, n.o.s.	6.1	T5	III	6.1	43 274	5 kg	E1	P002 IBC08 LP02 R001	B3	MP10	T1	TP33	SGAH L4BH	TU15	2		VC1 VC2 AP7	CW13 CW28 CW31	CE11	60

UN No.	Name and description	Class	Classification code	Packing group	Labels	Special provisions	Limited and excepted quantities		Packaging			Portable tanks and bulk containers		RID Tanks		Transport category	Special provisions for carriage			Colis express (express parcels)	Hazard identification No.
									Packing instructions	Special packing provisions	Mixed packing provisions	Instructions	Special provisions	Tank code	Special provisions		Packages	Bulk	Loading, unloading and handling		
	3.1.2	2.2	2.2	2.1.1.3	5.2.2	3.3	3.4/3.5.1.2		4.1.4	4.1.4	4.1.10	4.2.5.2, 7.3.2	4.2.5.3	4.3	4.3.5, 6.8.4	1.1.3.1(c)	7.2.4	7.3.3	7.5.11	7.6	5.3.2.3
(1)	(2)	(3a)	(3b)	(4)	(5)	(6)	(7a)	(7b)	(8)	(9a)	(9b)	(10)	(11)	(12)	(13)	(15)	(16)	(17)	(18)	(19)	(20)
1558	ARSENIC	6.1	T5	II	6.1		500 g	E4	P002 IBC08	B4	MP10	T3	TP33	SGAH	TU15	2	W11		CW13 CW28 CW31	CE9	60
1559	ARSENIC PENTOXIDE	6.1	T5	II	6.1		500 g	E4	P002 IBC08	B4	MP10	T3	TP33	SGAH	TU15	2	W11		CW13 CW28 CW31	CE9	60
1560	ARSENIC TRICHLORIDE	6.1	T4	I	6.1		0	E0	P602		MP8 MP17	T14	TP2	L10CH	TU14 TU15 TU38 TE21 TE22	1			CW13 CW28 CW31		66
1561	ARSENIC TRIOXIDE	6.1	T5	II	6.1		500 g	E4	P002 IBC08	B4	MP10	T3	TP33	SGAH	TU15	2	W11		CW13 CW28 CW31	CE9	60
1562	ARSENICAL DUST	6.1	T5	II	6.1		500 g	E4	P002 IBC08	B4	MP10	T3	TP33	SGAH	TU15	2	W11		CW13 CW28 CW31	CE9	60
1564	BARIUM COMPOUND, N.O.S.	6.1	T5	II	6.1	177 274 513 587	500 g	E4	P002 IBC08	B4	MP10	T3	TP33	SGAH L4BH	TU15	2	W11		CW13 CW28 CW31	CE9	60
1564	BARIUM COMPOUND, N.O.S.	6.1	T5	III	6.1	177 274 513 587	5 kg	E1	P002 IBC08 LP02 R001	B3	MP10	T1	TP33	SGAH L4BH	TU15	2		VC1 VC2 AP7	CW13 CW28 CW31	CE11	60
1565	BARIUM CYANIDE	6.1	T5	I	6.1		0	E5	P002 IBC07		MP18	T6	TP33	S10AH	TU15	1	W10		CW13 CW28 CW31		66
1566	BERYLLIUM COMPOUND, N.O.S.	6.1	T5	II	6.1	274 514	500 g	E4	P002 IBC08	B4	MP10	T3	TP33	SGAH L4BH	TU15	2	W11		CW13 CW28 CW31	CE9	60
1566	BERYLLIUM COMPOUND, N.O.S.	6.1	T5	III	6.1	274 514	5 kg	E1	P002 IBC08 LP02 R001	B3	MP10	T1	TP33	SGAH L4BH	TU15	2		VC1 VC2 AP7	CW13 CW28 CW31	CE11	60

UN No.	Name and description	Class	Classification code	Packing group	Labels	Special provisions	Limited and excepted quantities		Packaging			Portable tanks and bulk containers		RID Tanks		Transport category	Special provisions for carriage			Colis express (express parcels)	Hazard identification No.
									Packing instructions	Special packing provisions	Mixed packing provisions	Instructions	Special provisions	Tank code	Special provisions		Packages	Bulk	Loading, unloading and handling		
	3.1.2	2.2	2.2	2.1.1.3	5.2.2	3.3	3.4/3.5.1.2		4.1.4	4.1.4	4.1.10	4.2.5.2, 7.3.2	4.2.5.3	4.3	4.3.5, 6.8.4	1.1.3.1(c)	7.2.4	7.3.3	7.5.11	7.6	5.3.2.3
(1)	(2)	(3a)	(3b)	(4)	(5)	(6)	(7a)	(7b)	(8)	(9a)	(9b)	(10)	(11)	(12)	(13)	(15)	(16)	(17)	(18)	(19)	(20)
1567	BERYLLIUM POWDER	6.1	TF3	II	6.1+4.1		500 g	E4	P002 IBC08	B4	MP10	T3	TP33	SGAH	TU15	2	W11		CW13 CW28 CW31	CE9	64
1569	BROMOACETONE	6.1	TF1	II	6.1+3		0	E0	P602		MP15	T20	TP2	L4BH	TU15	2			CW13 CW28 CW31	CE5	63
1570	BRUCINE	6.1	T2	I	6.1	43	0	E5	P002 IBC07		MP18	T6	TP33	S10AH L10CH	TU14 TU15 TU38 TE21 TE22	1	W10		CW13 CW28 CW31		66
1571	BARIUM AZIDE, WETTED with not less than 50% water, by mass	4.1	DT	I	4.1+6.1	568	0	E0	P406		MP2					1	W1		CW28		46
1572	CACODYLIC ACID	6.1	T5	II	6.1		500 g	E4	P002 IBC08	B4	MP10	T3	TP33	SGAH	TU15	2	W11		CW13 CW28 CW31	CE9	60
1573	CALCIUM ARSENATE	6.1	T5	II	6.1		500 g	E4	P002 IBC08	B4	MP10	T3	TP33	SGAH	TU15	2	W11		CW13 CW28 CW31	CE9	60
1574	CALCIUM ARSENATE AND CALCIUM ARSENITE MIXTURE, SOLID	6.1	T5	II	6.1		500 g	E4	P002 IBC08	B4	MP10	T3	TP33	SGAH	TU15	2	W11		CW13 CW28 CW31	CE9	60
1575	CALCIUM CYANIDE	6.1	T5	I	6.1		0	E5	P002 IBC07		MP18	T6	TP33	S10AH	TU15	1	W10		CW13 CW28 CW31		66
1577	CHLORODINITROBENZENES, LIQUID	6.1	T1	II	6.1	279	100 ml	E4	P001 IBC02		MP15	T7	TP2	L4BH	TU15	2			CW13 CW28 CW31	CE5	60
1578	CHLORONITROBENZENES, SOLID	6.1	T2	II	6.1	279	500 g	E4	P002 IBC08	B4	MP10	T3	TP33	SGAH	TU15	2	W11		CW13 CW28 CW31	CE9	60
1579	4-CHLORO- <i>o</i> -TOLUIDINE HYDROCHLORIDE, SOLID	6.1	T2	III	6.1		5 kg	E1	P002 IBC08 LP02 R001	B3	MP10	T1	TP33	SGAH L4BH	TU15	2		VC1 VC2 AP7	CW13 CW28 CW31	CE11	60

UN No.	Name and description	Class	Classification code	Packing group	Labels	Special provisions	Limited and excepted quantities		Packaging			Portable tanks and bulk containers		RID Tanks		Transport category	Special provisions for carriage			Colis express (express parcels)	Hazard identification No.
									Packing instructions	Special packing provisions	Mixed packing provisions	Instructions	Special provisions	Tank code	Special provisions		Packages	Bulk	Loading, unloading and handling		
	3.1.2	2.2	2.2	2.1.1.3	5.2.2	3.3	3.4/3.5.1.2		4.1.4	4.1.4	4.1.10	4.2.5.2, 7.3.2	4.2.5.3	4.3	4.3.5, 6.8.4	1.1.3.1(c)	7.2.4	7.3.3	7.5.11	7.6	5.3.2.3
(1)	(2)	(3a)	(3b)	(4)	(5)	(6)	(7a)	(7b)	(8)	(9a)	(9b)	(10)	(11)	(12)	(13)	(15)	(16)	(17)	(18)	(19)	(20)
1580	CHLOROPICRIN	6.1	T1	I	6.1	354	0	E0	P601		MP8 MP17	T22	TP2	L15CH	TU14 TU15 TU38 TE21 TE22 TE25	1			CW13 CW28 CW31		66
1581	CHLOROPICRIN AND METHYL BROMIDE MIXTURE with more than 2% chloropicrin	2	2T		2.3 (+13)		0	E0	P200		MP9	T50 (M)		PxBH(M)	TU38 TE22 TE25 TA4 TT9 TM6	1			CW9 CW10 CW36		26
1582	CHLOROPICRIN AND METHYL CHLORIDE MIXTURE	2	2T		2.3 (+13)		0	E0	P200		MP9	T50 (M)		PxBH(M)	TU38 TE22 TE25 TA4 TT9 TM6	1			CW9 CW10 CW36		26
1583	CHLOROPICRIN MIXTURE, N.O.S.	6.1	T1	I	6.1	274 315 515	0	E0	P602		MP8 MP17			L10CH	TU14 TU15 TU38 TE21 TE22	1			CW13 CW28 CW31		66
1583	CHLOROPICRIN MIXTURE, N.O.S.	6.1	T1	II	6.1	274 515	100 ml	E0	P001 IBC02		MP15			L4BH	TU15	2			CW13 CW28 CW31	CE5	60
1583	CHLOROPICRIN MIXTURE, N.O.S.	6.1	T1	III	6.1	274 515	5 L	E0	P001 IBC03 LP01 R001		MP19			L4BH	TU15	2	W12		CW13 CW28 CW31	CE8	60
1585	COPPER ACETOARSENITE	6.1	T5	II	6.1		500 g	E4	P002 IBC08	B4	MP10	T3	TP33	SGAH	TU15	2	W11		CW13 CW28 CW31	CE9	60
1586	COPPER ARSENITE	6.1	T5	II	6.1		500 g	E4	P002 IBC08	B4	MP10	T3	TP33	SGAH	TU15	2	W11		CW13 CW28 CW31	CE9	60

UN No.	Name and description	Class	Classification code	Packing group	Labels	Special provisions	Limited and excepted quantities		Packaging			Portable tanks and bulk containers		RID Tanks		Transport category	Special provisions for carriage			Colis express (express parcels)	Hazard identification No.
									Packing instructions	Special packing provisions	Mixed packing provisions	Instructions	Special provisions	Tank code	Special provisions		Packages	Bulk	Loading, unloading and handling		
	3.1.2	2.2	2.2	2.1.1.3	5.2.2	3.3	3.4/3.5.1.2		4.1.4	4.1.4	4.1.10	4.2.5.2, 7.3.2	4.2.5.3	4.3	4.3.5, 6.8.4	1.1.3.1(c)	7.2.4	7.3.3	7.5.11	7.6	5.3.2.3
(1)	(2)	(3a)	(3b)	(4)	(5)	(6)	(7a)	(7b)	(8)	(9a)	(9b)	(10)	(11)	(12)	(13)	(15)	(16)	(17)	(18)	(19)	(20)
1587	COPPER CYANIDE	6.1	T5	II	6.1		500 g	E4	P002 IBC08	B4	MP10	T3	TP33	SGAH	TU15	2	W11		CW13 CW28 CW31	CE9	60
1588	CYANIDES, INORGANIC, SOLID, N.O.S.	6.1	T5	I	6.1	47 274	0	E5	P002 IBC07		MP18	T6	TP33	S10AH	TU15	1	W10		CW13 CW28 CW31	CE13	66
1588	CYANIDES, INORGANIC, SOLID, N.O.S.	6.1	T5	II	6.1	47 274	500 g	E4	P002 IBC08	B4	MP10	T3	TP33	SGAH	TU15	2	W11		CW13 CW28 CW31	CE9	60
1588	CYANIDES, INORGANIC, SOLID, N.O.S.	6.1	T5	III	6.1	47 274	5 kg	E1	P002 IBC08 LP02 R001	B3	MP10	T1	TP33	SGAH	TU15	2		VC1 VC2 AP7	CW13 CW28 CW31	CE11	60
1589	CYANOGEN CHLORIDE, STABILIZED	2	2TC		2.3+8	386	0	E0	P200		MP9					1			CW9 CW10 CW36		268
1590	DICHLOROANILINES, LIQUID	6.1	T1	II	6.1	279	100 ml	E4	P001 IBC02		MP15	T7	TP2	L4BH	TU15	2			CW13 CW28 CW31	CE5	60
1591	o-DICHLOROBENZENE	6.1	T1	III	6.1	279	5 L	E1	P001 IBC03 LP01 R001		MP19	T4	TP1	L4BH	TU15	2	W12		CW13 CW28 CW31	CE8	60
1593	DICHLOROMETHANE	6.1	T1	III	6.1	516	5 L	E1	P001 IBC03 LP01 R001	B8	MP19	T7	TP2	L4BH	TU15	2	W12		CW13 CW28 CW31	CE8	60
1594	DIETHYL SULPHATE	6.1	T1	II	6.1		100 ml	E4	P001 IBC02		MP15	T7	TP2	L4BH	TU15	2			CW13 CW28 CW31	CE5	60
1595	DIMETHYL SULPHATE	6.1	TC1	I	6.1+8	354	0	E0	P602		MP8 MP17	T20	TP2	L10CH	TU14 TU15 TU38 TE21 TE22	1			CW13 CW28 CW31		668

UN No.	Name and description	Class	Classification code	Packing group	Labels	Special provisions	Limited and excepted quantities		Packaging			Portable tanks and bulk containers		RID Tanks		Transport category	Special provisions for carriage			Colis express (express parcels)	Hazard identification No.
									Packing instructions	Special packing provisions	Mixed packing provisions	Instructions	Special provisions	Tank code	Special provisions		Packages	Bulk	Loading, unloading and handling		
	3.1.2	2.2	2.2	2.1.1.3	5.2.2	3.3	3.4/3.5.1.2		4.1.4	4.1.4	4.1.10	4.2.5.2, 7.3.2	4.2.5.3	4.3	4.3.5, 6.8.4	1.1.3.1(c)	7.2.4	7.3.3	7.5.11	7.6	5.3.2.3
(1)	(2)	(3a)	(3b)	(4)	(5)	(6)	(7a)	(7b)	(8)	(9a)	(9b)	(10)	(11)	(12)	(13)	(15)	(16)	(17)	(18)	(19)	(20)
1596	DINITROANILINES	6.1	T2	II	6.1		500 g	E4	P002 IBC08	B4	MP10	T3	TP33	SGAH L4BH	TU15	2	W11		CW13 CW28 CW31	CE9	60
1597	DINITROBENZENES, LIQUID	6.1	T1	II	6.1		100 ml	E4	P001 IBC02		MP15	T7	TP2	L4BH	TU15	2			CW13 CW28 CW31	CE5	60
1597	DINITROBENZENES, LIQUID	6.1	T1	III	6.1		5 L	E1	P001 IBC03 LP01 R001		MP19	T7	TP2	L4BH	TU15	2	W12		CW13 CW28 CW31	CE8	60
1598	DINITRO-o-CRESOL	6.1	T2	II	6.1	43	500 g	E4	P002 IBC08	B4	MP10	T3	TP33	SGAH L4BH	TU15	2	W11		CW13 CW28 CW31	CE9	60
1599	DINITROPHENOL SOLUTION	6.1	T1	II	6.1		100 ml	E4	P001 IBC02		MP15	T7	TP2	L4BH	TU15	2			CW13 CW28 CW31	CE5	60
1599	DINITROPHENOL SOLUTION	6.1	T1	III	6.1		5 L	E1	P001 IBC03 LP01 R001		MP19	T4	TP1	L4BH	TU15	2	W12		CW13 CW28 CW31	CE8	60
1600	DINITROTOLUENES, MOLTEN	6.1	T1	II	6.1		0	E0				T7	TP3	L4BH	TU15	0			CW13 CW31		60
1601	DISINFECTANT, SOLID, TOXIC, N.O.S.	6.1	T2	I	6.1	274	0	E5	P002 IBC07		MP18	T6	TP33	S10AH L10CH	TU15 TU38 TE22	1	W10		CW13 CW28 CW31		66
1601	DISINFECTANT, SOLID, TOXIC, N.O.S.	6.1	T2	II	6.1	274	500 g	E4	P002 IBC08	B4	MP10	T3	TP33	SGAH L4BH	TU15	2	W11		CW13 CW28 CW31	CE9	60
1601	DISINFECTANT, SOLID, TOXIC, N.O.S.	6.1	T2	III	6.1	274	5 kg	E1	P002 IBC08 LP02 R001	B3	MP10	T1	TP33	SGAH L4BH	TU15	2		VC1 VC2 AP7	CW13 CW28 CW31	CE11	60
1602	DYE, LIQUID, TOXIC, N.O.S. or DYE INTERMEDIATE, LIQUID, TOXIC, N.O.S.	6.1	T1	I	6.1	274	0	E5	P001		MP8 MP17			L10CH	TU14 TU15 TU38 TE21 TE22	1			CW13 CW28 CW31		66

UN No.	Name and description	Class	Classification code	Packing group	Labels	Special provisions	Limited and excepted quantities		Packaging			Portable tanks and bulk containers		RID Tanks		Transport category	Special provisions for carriage			Colis express (express parcels)	Hazard identification No.
									Packing instructions	Special packing provisions	Mixed packing provisions	Instructions	Special provisions	Tank code	Special provisions		Packages	Bulk	Loading, unloading and handling		
	3.1.2	2.2	2.2	2.1.1.3	5.2.2	3.3	3.4/3.5.1.2		4.1.4	4.1.4	4.1.10	4.2.5.2, 7.3.2	4.2.5.3	4.3	4.3.5, 6.8.4	1.1.3.1(c)	7.2.4	7.3.3	7.5.11	7.6	5.3.2.3
(1)	(2)	(3a)	(3b)	(4)	(5)	(6)	(7a)	(7b)	(8)	(9a)	(9b)	(10)	(11)	(12)	(13)	(15)	(16)	(17)	(18)	(19)	(20)
1602	DYE, LIQUID, TOXIC, N.O.S. or DYE INTERMEDIATE, LIQUID, TOXIC, N.O.S.	6.1	T1	II	6.1	274	100 ml	E4	P001 IBC02		MP15			L4BH	TU15	2			CW13 CW28 CW31	CE5	60
1602	DYE, LIQUID, TOXIC, N.O.S. or DYE INTERMEDIATE, LIQUID, TOXIC, N.O.S.	6.1	T1	III	6.1	274	5 L	E1	P001 IBC03 LP01 R001		MP19			L4BH	TU15	2	W12		CW13 CW28 CW31	CE8	60
1603	ETHYL BROMOACETATE	6.1	TF1	II	6.1+3		100 ml	E0	P001 IBC02		MP15	T7	TP2	L4BH	TU15	2			CW13 CW28 CW31	CE5	63
1604	ETHYLENEDIAMINE	8	CF1	II	8+3		1 L	E2	P001 IBC02		MP15	T7	TP2	L4BN		2				CE6	83
1605	ETHYLENE DIBROMIDE	6.1	T1	I	6.1	354	0	E0	P602		MP8 MP17	T20	TP2	L10CH	TU14 TU15 TU38 TE21 TE22	1			CW13 CW28 CW31		66
1606	FERRIC ARSENATE	6.1	T5	II	6.1		500 g	E4	P002 IBC08	B4	MP10	T3	TP33	SGAH	TU15	2	W11		CW13 CW28 CW31	CE9	60
1607	FERRIC ARSENITE	6.1	T5	II	6.1		500 g	E4	P002 IBC08	B4	MP10	T3	TP33	SGAH	TU15	2	W11		CW13 CW28 CW31	CE9	60
1608	FERROUS ARSENATE	6.1	T5	II	6.1		500 g	E4	P002 IBC08	B4	MP10	T3	TP33	SGAH	TU15	2	W11		CW13 CW28 CW31	CE9	60
1611	HEXAETHYL TETRAPHOSPHATE	6.1	T1	II	6.1		100 ml	E4	P001 IBC02		MP15	T7	TP2	L4BH	TU15	2			CW13 CW28 CW31	CE5	60
1612	HEXAETHYL TETRAPHOSPHATE AND COMPRESSED GAS MIXTURE	2	1T		2.3 (+13)		0	E0	P200		MP9	(M)		CxBH(M)	TU38 TE22 TE25 TA4 TT9	1			CW9 CW10 CW36		26

UN No.	Name and description	Class	Classification code	Packing group	Labels	Special provisions	Limited and excepted quantities		Packaging			Portable tanks and bulk containers		RID Tanks		Transport category	Special provisions for carriage			Colis express (express parcels)	Hazard identification No.
									Packing instructions	Special packing provisions	Mixed packing provisions	Instructions	Special provisions	Tank code	Special provisions		Packages	Bulk	Loading, unloading and handling		
	3.1.2	2.2	2.2	2.1.1.3	5.2.2	3.3	3.4/3.5.1.2		4.1.4	4.1.4	4.1.10	4.2.5.2, 7.3.2	4.2.5.3	4.3	4.3.5, 6.8.4	1.1.3.1(c)	7.2.4	7.3.3	7.5.11	7.6	5.3.2.3
(1)	(2)	(3a)	(3b)	(4)	(5)	(6)	(7a)	(7b)	(8)	(9a)	(9b)	(10)	(11)	(12)	(13)	(15)	(16)	(17)	(18)	(19)	(20)
1613	HYDROCYANIC ACID, AQUEOUS SOLUTION (HYDROGEN CYANIDE, AQUEOUS SOLUTION) with not more than 20% hydrogen cyanide	6.1	TF1	I	6.1+3	48	0	E0	P601		MP8 MP17	T14	TP2	L15DH(+)	TU14 TU15 TU38 TE21 TE22 TE25	0			CW13 CW28 CW31		663
1614	HYDROGEN CYANIDE, STABILIZED, containing less than 3% water and absorbed in a porous inert material	6.1	TF1	I	6.1+3	386 603	0	E0	P099 P601	RR10	MP2					0			CW13 CW28 CW31		663
1616	LEAD ACETATE	6.1	T5	III	6.1		5 kg	E1	P002 IBC08 LP02 R001	B3	MP10	T1	TP33	SGAH L4BH	TU15	2		VC1 VC2 AP7	CW13 CW28 CW31	CE11	60
1617	LEAD ARSENATES	6.1	T5	II	6.1		500 g	E4	P002 IBC08	B4	MP10	T3	TP33	SGAH	TU15	2	W11		CW13 CW28 CW31	CE9	60
1618	LEAD ARSENITES	6.1	T5	II	6.1		500 g	E4	P002 IBC08	B4	MP10	T3	TP33	SGAH	TU15	2	W11		CW13 CW28 CW31	CE9	60
1620	LEAD CYANIDE	6.1	T5	II	6.1		500 g	E4	P002 IBC08	B4	MP10	T3	TP33	SGAH	TU15	2	W11		CW13 CW28 CW31	CE9	60
1621	LONDON PURPLE	6.1	T5	II	6.1	43	500 g	E4	P002 IBC08	B4	MP10	T3	TP33	SGAH	TU15	2	W11		CW13 CW28 CW31	CE9	60
1622	MAGNESIUM ARSENATE	6.1	T5	II	6.1		500 g	E4	P002 IBC08	B4	MP10	T3	TP33	SGAH	TU15	2	W11		CW13 CW28 CW31	CE9	60
1623	MERCURIC ARSENATE	6.1	T5	II	6.1		500 g	E4	P002 IBC08	B4	MP10	T3	TP33	SGAH	TU15	2	W11		CW13 CW28 CW31	CE9	60
1624	MERCURIC CHLORIDE	6.1	T5	II	6.1		500 g	E4	P002 IBC08	B4	MP10	T3	TP33	SGAH	TU15	2	W11		CW13 CW28 CW31	CE9	60
1625	MERCURIC NITRATE	6.1	T5	II	6.1		500 g	E4	P002 IBC08	B4	MP10	T3	TP33	SGAH	TU15	2	W11		CW13 CW28 CW31	CE9	60

UN No.	Name and description	Class	Classification code	Packing group	Labels	Special provisions	Limited and excepted quantities		Packaging			Portable tanks and bulk containers		RID Tanks		Transport category	Special provisions for carriage			Colis express (express parcels)	Hazard identification No.
									Packing instructions	Special packing provisions	Mixed packing provisions	Instructions	Special provisions	Tank code	Special provisions		Packages	Bulk	Loading, unloading and handling		
	3.1.2	2.2	2.2	2.1.1.3	5.2.2	3.3	3.4/3.5.1.2		4.1.4	4.1.4	4.1.10	4.2.5.2, 7.3.2	4.2.5.3	4.3	4.3.5, 6.8.4	1.1.3.1(c)	7.2.4	7.3.3	7.5.11	7.6	5.3.2.3
(1)	(2)	(3a)	(3b)	(4)	(5)	(6)	(7a)	(7b)	(8)	(9a)	(9b)	(10)	(11)	(12)	(13)	(15)	(16)	(17)	(18)	(19)	(20)
1626	MERCURIC POTASSIUM CYANIDE	6.1	T5	I	6.1		0	E5	P002 IBC07		MP18	T6	TP33	S10AH	TU15	1	W10		CW13 CW28 CW31		66
1627	MERCUROUS NITRATE	6.1	T5	II	6.1		500 g	E4	P002 IBC08	B4	MP10	T3	TP33	SGAH	TU15	2	W11		CW13 CW28 CW31	CE9	60
1629	MERCURY ACETATE	6.1	T5	II	6.1		500 g	E4	P002 IBC08	B4	MP10	T3	TP33	SGAH	TU15	2	W11		CW13 CW28 CW31	CE9	60
1630	MERCURY AMMONIUM CHLORIDE	6.1	T5	II	6.1		500 g	E4	P002 IBC08	B4	MP10	T3	TP33	SGAH	TU15	2	W11		CW13 CW28 CW31	CE9	60
1631	MERCURY BENZOATE	6.1	T5	II	6.1		500 g	E4	P002 IBC08	B4	MP10	T3	TP33	SGAH	TU15	2	W11		CW13 CW28 CW31	CE9	60
1634	MERCURY BROMIDES	6.1	T5	II	6.1		500 g	E4	P002 IBC08	B4	MP10	T3	TP33	SGAH	TU15	2	W11		CW13 CW28 CW31	CE9	60
1636	MERCURY CYANIDE	6.1	T5	II	6.1		500 g	E4	P002 IBC08	B4	MP10	T3	TP33	SGAH	TU15	2	W11		CW13 CW28 CW31	CE9	60
1637	MERCURY GLUCONATE	6.1	T5	II	6.1		500 g	E4	P002 IBC08	B4	MP10	T3	TP33	SGAH	TU15	2	W11		CW13 CW28 CW31	CE9	60
1638	MERCURY IODIDE	6.1	T5	II	6.1		500 g	E4	P002 IBC08	B4	MP10	T3	TP33	SGAH	TU15	2	W11		CW13 CW28 CW31	CE9	60
1639	MERCURY NUCLEATE	6.1	T5	II	6.1		500 g	E4	P002 IBC08	B4	MP10	T3	TP33	SGAH	TU15	2	W11		CW13 CW28 CW31	CE9	60
1640	MERCURY OLEATE	6.1	T5	II	6.1		500 g	E4	P002 IBC08	B4	MP10	T3	TP33	SGAH	TU15	2	W11		CW13 CW28 CW31	CE9	60
1641	MERCURY OXIDE	6.1	T5	II	6.1		500 g	E4	P002 IBC08	B4	MP10	T3	TP33	SGAH	TU15	2	W11		CW13 CW28 CW31	CE9	60

UN No.	Name and description	Class	Classification code	Packing group	Labels	Special provisions	Limited and excepted quantities		Packaging			Portable tanks and bulk containers		RID Tanks		Transport category	Special provisions for carriage			Colis express (express parcels)	Hazard identification No.
									Packing instructions	Special packing provisions	Mixed packing provisions	Instructions	Special provisions	Tank code	Special provisions		Packages	Bulk	Loading, unloading and handling		
	3.1.2	2.2	2.2	2.1.1.3	5.2.2	3.3	3.4/3.5.1.2		4.1.4	4.1.4	4.1.10	4.2.5.2, 7.3.2	4.2.5.3	4.3	4.3.5, 6.8.4	1.1.3.1(c)	7.2.4	7.3.3	7.5.11	7.6	5.3.2.3
(1)	(2)	(3a)	(3b)	(4)	(5)	(6)	(7a)	(7b)	(8)	(9a)	(9b)	(10)	(11)	(12)	(13)	(15)	(16)	(17)	(18)	(19)	(20)
1642	MERCURY OXYCYANIDE, DESENSITIZED	6.1	T5	II	6.1		500 g	E4	P002 IBC08	B4	MP10	T3	TP33	SGAH	TU15	2	W11		CW13 CW28 CW31	CE9	60
1643	MERCURY POTASSIUM IODIDE	6.1	T5	II	6.1		500 g	E4	P002 IBC08	B4	MP10	T3	TP33	SGAH	TU15	2	W11		CW13 CW28 CW31	CE9	60
1644	MERCURY SALICYLATE	6.1	T5	II	6.1		500 g	E4	P002 IBC08	B4	MP10	T3	TP33	SGAH	TU15	2	W11		CW13 CW28 CW31	CE9	60
1645	MERCURY SULPHATE	6.1	T5	II	6.1		500 g	E4	P002 IBC08	B4	MP10	T3	TP33	SGAH	TU15	2	W11		CW13 CW28 CW31	CE9	60
1646	MERCURY THIOCYANATE	6.1	T5	II	6.1		500 g	E4	P002 IBC08	B4	MP10	T3	TP33	SGAH	TU15	2	W11		CW13 CW28 CW31	CE9	60
1647	METHYL BROMIDE AND ETHYLENE DIBROMIDE MIXTURE, LIQUID	6.1	T1	I	6.1	354	0	E0	P602		MP8 MP17	T20	TP2	L10CH	TU14 TU15 TU38 TE21 TE22	1			CW13 CW28 CW31		66
1648	ACETONITRILE	3	F1	II	3		1 L	E2	P001 IBC02 R001		MP19	T7	TP2	LGBF		2				CE7	33
1649	MOTOR FUEL ANTI-KNOCK MIXTURE	6.1	T3	I	6.1		0	E0	P602		MP8 MP17	T14	TP2	L10CH	TU14 TU15 TU38 TE21 TE22 TT6	1			CW13 CW28 CW31		66
1650	beta-NAPHTHYLAMINE, SOLID	6.1	T2	II	6.1		500 g	E4	P002 IBC08	B4	MP10	T3	TP33	SGAH L4BH	TU15	2	W11		CW13 CW28 CW31	CE9	60
1651	NAPHTHYLTHIOUREA	6.1	T2	II	6.1	43	500 g	E4	P002 IBC08	B4	MP10	T3	TP33	SGAH	TU15	2	W11		CW13 CW28 CW31	CE9	60

UN No.	Name and description	Class	Classification code	Packing group	Labels	Special provisions	Limited and excepted quantities		Packaging			Portable tanks and bulk containers		RID Tanks		Transport category	Special provisions for carriage			Colis express (express parcels)	Hazard identification No.
									Packing instructions	Special packing provisions	Mixed packing provisions	Instructions	Special provisions	Tank code	Special provisions		Packages	Bulk	Loading, unloading and handling		
	3.1.2	2.2	2.2	2.1.1.3	5.2.2	3.3	3.4/3.5.1.2		4.1.4	4.1.4	4.1.10	4.2.5.2, 7.3.2	4.2.5.3	4.3	4.3.5, 6.8.4	1.1.3.1(c)	7.2.4	7.3.3	7.5.11	7.6	5.3.2.3
(1)	(2)	(3a)	(3b)	(4)	(5)	(6)	(7a)	(7b)	(8)	(9a)	(9b)	(10)	(11)	(12)	(13)	(15)	(16)	(17)	(18)	(19)	(20)
1652	NAPHTHYLUREA	6.1	T2	II	6.1		500 g	E4	P002 IBC08	B4	MP10	T3	TP33	SGAH	TU15	2	W11		CW13 CW28 CW31	CE9	60
1653	NICKEL CYANIDE	6.1	T5	II	6.1		500 g	E4	P002 IBC08	B4	MP10	T3	TP33	SGAH L4BH	TU15	2	W11		CW13 CW28 CW31	CE9	60
1654	NICOTINE	6.1	T1	II	6.1		100 ml	E4	P001 IBC02		MP15			L4BH	TU15	2			CW13 CW28 CW31	CE5	60
1655	NICOTINE COMPOUND, SOLID, N.O.S. or NICOTINE PREPARATION, SOLID, N.O.S.	6.1	T2	I	6.1	43 274	0	E5	P002 IBC07		MP18	T6	TP33	S10AH L10CH	TU15 TU38 TE22	1	W10		CW13 CW28 CW31		66
1655	NICOTINE COMPOUND, SOLID, N.O.S. or NICOTINE PREPARATION, SOLID, N.O.S.	6.1	T2	II	6.1	43 274	500 g	E4	P002 IBC08	B4	MP10	T3	TP33	SGAH L4BH	TU15	2	W11		CW13 CW28 CW31	CE9	60
1655	NICOTINE COMPOUND, SOLID, N.O.S. or NICOTINE PREPARATION, SOLID, N.O.S.	6.1	T2	III	6.1	43 274	5 kg	E1	P002 IBC08 LP02 R001	B3	MP10	T1	TP33	SGAH L4BH	TU15	2		VC1 VC2 AP7	CW13 CW28 CW31	CE11	60
1656	NICOTINE HYDROCHLORIDE, LIQUID or SOLUTION	6.1	T1	II	6.1	43	100 ml	E4	P001 IBC02		MP15			L4BH	TU15	2			CW13 CW28 CW31	CE5	60
1656	NICOTINE HYDROCHLORIDE, LIQUID or SOLUTION	6.1	T1	III	6.1	43	5 L	E1	P001 IBC03 LP01 R001		MP19			L4BH	TU15	2	W12		CW13 CW28 CW31	CE8	60
1657	NICOTINE SALICYLATE	6.1	T2	II	6.1		500 g	E4	P002 IBC08	B4	MP10	T3	TP33	SGAH L4BH	TU15	2	W11		CW13 CW28 CW31	CE9	60
1658	NICOTINE SULPHATE, SOLUTION	6.1	T1	II	6.1		100 ml	E4	P001 IBC02		MP15	T7	TP2	L4BH	TU15	2			CW13 CW28 CW31	CE5	60
1658	NICOTINE SULPHATE, SOLUTION	6.1	T1	III	6.1		5 L	E1	P001 IBC03 LP01 R001		MP19	T7	TP2	L4BH	TU15	2	W12		CW13 CW28 CW31	CE8	60

UN No.	Name and description	Class	Classification code	Packing group	Labels	Special provisions	Limited and excepted quantities		Packaging			Portable tanks and bulk containers		RID Tanks		Transport category	Special provisions for carriage			Colis express (express parcels)	Hazard identification No.
									Packing instructions	Special packing provisions	Mixed packing provisions	Instructions	Special provisions	Tank code	Special provisions		Packages	Bulk	Loading, unloading and handling		
	3.1.2	2.2	2.2	2.1.1.3	5.2.2	3.3	3.4/3.5.1.2		4.1.4	4.1.4	4.1.10	4.2.5.2, 7.3.2	4.2.5.3	4.3	4.3.5, 6.8.4	1.1.3.1(c)	7.2.4	7.3.3	7.5.11	7.6	5.3.2.3
(1)	(2)	(3a)	(3b)	(4)	(5)	(6)	(7a)	(7b)	(8)	(9a)	(9b)	(10)	(11)	(12)	(13)	(15)	(16)	(17)	(18)	(19)	(20)
1659	NICOTINE TARTRATE	6.1	T2	II	6.1		500 g	E4	P002 IBC08	B4	MP10	T3	TP33	SGAH L4BH	TU15	2	W11		CW13 CW28 CW31	CE9	60
1660	NITRIC OXIDE, COMPRESSED	2	1TOC		2.3+5.1+8		0	E0	P200		MP9					1			CW9 CW10 CW36		265
1661	NITROANILINES (o-, m-, p-)	6.1	T2	II	6.1	279	500 g	E4	P002 IBC08	B4	MP10	T3	TP33	SGAH L4BH	TU15	2	W11		CW13 CW28 CW31	CE9	60
1662	NITROBENZENE	6.1	T1	II	6.1	279	100 ml	E4	P001 IBC02		MP15	T7	TP2	L4BH	TU15	2			CW13 CW28 CW31	CE5	60
1663	NITROPHENOLS (o-, m-, p-)	6.1	T2	III	6.1	279	5 kg	E1	P002 IBC08 LP02 R001	B3	MP10	T1	TP33	SGAH L4BH	TU15	2		VC1 VC2 AP7	CW13 CW28 CW31	CE11	60
1664	NITROTOLUENES, LIQUID	6.1	T1	II	6.1		100 ml	E4	P001 IBC02		MP15	T7	TP2	L4BH	TU15	2			CW13 CW28 CW31	CE5	60
1665	NITROXYLENES, LIQUID	6.1	T1	II	6.1		100 ml	E4	P001 IBC02		MP15	T7	TP2	L4BH	TU15	2			CW13 CW28 CW31	CE5	60
1669	PENTACHLOROETHANE	6.1	T1	II	6.1		100 ml	E4	P001 IBC02		MP15	T7	TP2	L4BH	TU15	2			CW13 CW28 CW31	CE5	60
1670	PERCHLOROMETHYL MERCAPTAN	6.1	T1	I	6.1	354	0	E0	P602		MP8 MP17	T20	TP2	L10CH	TU14 TU15 TU38 TE21 TE22	1			CW13 CW28 CW31		66
1671	PHENOL, SOLID	6.1	T2	II	6.1	279	500 g	E4	P002 IBC08	B4	MP10	T3	TP33	SGAH	TU15	2	W11		CW13 CW28 CW31	CE9	60

UN No.	Name and description	Class	Classification code	Packing group	Labels	Special provisions	Limited and excepted quantities		Packaging			Portable tanks and bulk containers		RID Tanks		Transport category	Special provisions for carriage			Colis express (express parcels)	Hazard identification No.
									Packing instructions	Special packing provisions	Mixed packing provisions	Instructions	Special provisions	Tank code	Special provisions		Packages	Bulk	Loading, unloading and handling		
	3.1.2	2.2	2.2	2.1.1.3	5.2.2	3.3	3.4/3.5.1.2		4.1.4	4.1.4	4.1.10	4.2.5.2, 7.3.2	4.2.5.3	4.3	4.3.5, 6.8.4	1.1.3.1(c)	7.2.4	7.3.3	7.5.11	7.6	5.3.2.3
(1)	(2)	(3a)	(3b)	(4)	(5)	(6)	(7a)	(7b)	(8)	(9a)	(9b)	(10)	(11)	(12)	(13)	(15)	(16)	(17)	(18)	(19)	(20)
1672	PHENYLCARBYLAMINE CHLORIDE	6.1	T1	I	6.1		0	E0	P602		MP8 MP17	T14	TP2	L10CH	TU14 TU15 TU38 TE21 TE22	1			CW13 CW28 CW31		66
1673	PHENYLENEDIAMINES (o-, m-, p-)	6.1	T2	III	6.1	279	5 kg	E1	P002 IBC08 LP02 R001	B3	MP10	T1	TP33	SGAH L4BH	TU15	2		VC1 VC2 AP7	CW13 CW28 CW31	CE11	60
1674	PHENYLMERCURIC ACETATE	6.1	T3	II	6.1	43	500 g	E4	P002 IBC08	B4	MP10	T3	TP33	SGAH L4BH	TU15	2	W11		CW13 CW28 CW31	CE9	60
1677	POTASSIUM ARSENATE	6.1	T5	II	6.1		500 g	E4	P002 IBC08	B4	MP10	T3	TP33	SGAH	TU15	2	W11		CW13 CW28 CW31	CE9	60
1678	POTASSIUM ARSENITE	6.1	T5	II	6.1		500 g	E4	P002 IBC08	B4	MP10	T3	TP33	SGAH	TU15	2	W11		CW13 CW28 CW31	CE9	60
1679	POTASSIUM CUPROCYANIDE	6.1	T5	II	6.1		500 g	E4	P002 IBC08	B4	MP10	T3	TP33	SGAH	TU15	2	W11		CW13 CW28 CW31	CE9	60
1680	POTASSIUM CYANIDE, SOLID	6.1	T5	I	6.1		0	E5	P002 IBC07		MP18	T6	TP33	S10AH	TU15	1	W10		CW13 CW28 CW31		66
1683	SILVER ARSENITE	6.1	T5	II	6.1		500 g	E4	P002 IBC08	B4	MP10	T3	TP33	SGAH	TU15	2	W11		CW13 CW28 CW31	CE9	60
1684	SILVER CYANIDE	6.1	T5	II	6.1		500 g	E4	P002 IBC08	B4	MP10	T3	TP33	SGAH	TU15	2	W11		CW13 CW28 CW31	CE9	60
1685	SODIUM ARSENATE	6.1	T5	II	6.1		500 g	E4	P002 IBC08	B4	MP10	T3	TP33	SGAH	TU15	2	W11		CW13 CW28 CW31	CE9	60
1686	SODIUM ARSENITE, AQUEOUS SOLUTION	6.1	T4	II	6.1	43	100 ml	E4	P001 IBC02		MP15	T7	TP2	L4BH	TU15	2			CW13 CW28 CW31	CE5	60

UN No.	Name and description	Class	Classification code	Packing group	Labels	Special provisions	Limited and excepted quantities		Packaging			Portable tanks and bulk containers		RID Tanks		Transport category	Special provisions for carriage			Colis express (express parcels)	Hazard identification No.
									Packing instructions	Special packing provisions	Mixed packing provisions	Instructions	Special provisions	Tank code	Special provisions		Packages	Bulk	Loading, unloading and handling		
	3.1.2	2.2	2.2	2.1.1.3	5.2.2	3.3	3.4/3.5.1.2		4.1.4	4.1.4	4.1.10	4.2.5.2, 7.3.2	4.2.5.3	4.3	4.3.5, 6.8.4	1.1.3.1(c)	7.2.4	7.3.3	7.5.11	7.6	5.3.2.3
(1)	(2)	(3a)	(3b)	(4)	(5)	(6)	(7a)	(7b)	(8)	(9a)	(9b)	(10)	(11)	(12)	(13)	(15)	(16)	(17)	(18)	(19)	(20)
1686	SODIUM ARSENITE, AQUEOUS SOLUTION	6.1	T4	III	6.1	43	5 L	E1	P001 IBC03 LP01 R001		MP19	T4	TP2	L4BH	TU15	2	W12		CW13 CW28 CW31	CE8	60
1687	SODIUM AZIDE	6.1	T5	II	6.1		500 g	E4	P002 IBC08	B4	MP10					2	W11		CW13 CW28 CW31	CE9	60
1688	SODIUM CACODYLATE	6.1	T5	II	6.1		500 g	E4	P002 IBC08	B4	MP10	T3	TP33	SGAH	TU15	2	W11		CW13 CW28 CW31	CE9	60
1689	SODIUM CYANIDE, SOLID	6.1	T5	I	6.1		0	E5	P002 IBC07		MP18	T6	TP33	S10AH	TU15	1	W10		CW13 CW28 CW31		66
1690	SODIUM FLUORIDE, SOLID	6.1	T5	III	6.1		5 kg	E1	P002 IBC08 LP02 R001	B3	MP10	T1	TP33	SGAH	TU15	2		VC1 VC2 AP7	CW13 CW28 CW31	CE11	60
1691	STRONTIUM ARSENITE	6.1	T5	II	6.1		500 g	E4	P002 IBC08	B4	MP10	T3	TP33	SGAH	TU15	2	W11		CW13 CW28 CW31	CE9	60
1692	STRYCHNINE or STRYCHNINE SALTS	6.1	T2	I	6.1		0	E5	P002 IBC07		MP18	T6	TP33	S10AH	TU15	1	W10		CW13 CW28 CW31		66
1693	TEAR GAS SUBSTANCE, LIQUID, N.O.S.	6.1	T1	I	6.1	274	0	E0	P001		MP8 MP17			L10CH	TU14 TU15 TU38 TE21 TE22	1			CW13 CW28 CW31		66
1693	TEAR GAS SUBSTANCE, LIQUID, N.O.S.	6.1	T1	II	6.1	274	0	E0	P001 IBC02		MP15			L4BH	TU15	2			CW13 CW28 CW31	CE5	60
1694	BROMOBENZYL CYANIDES, LIQUID	6.1	T1	I	6.1	138	0	E0	P001		MP8 MP17	T14	TP2	L10CH	TU14 TU15 TU38 TE21 TE22	1			CW13 CW28 CW31		66

UN No.	Name and description	Class	Classification code	Packing group	Labels	Special provisions	Limited and excepted quantities		Packaging			Portable tanks and bulk containers		RID Tanks		Transport category	Special provisions for carriage			Colis express (express parcels)	Hazard identification No.
									Packing instructions	Special packing provisions	Mixed packing provisions	Instructions	Special provisions	Tank code	Special provisions		Packages	Bulk	Loading, unloading and handling		
	3.1.2	2.2	2.2	2.1.1.3	5.2.2	3.3	3.4/3.5.1.2		4.1.4	4.1.4	4.1.10	4.2.5.2, 7.3.2	4.2.5.3	4.3	4.3.5, 6.8.4	1.1.3.1(c)	7.2.4	7.3.3	7.5.11	7.6	5.3.2.3
(1)	(2)	(3a)	(3b)	(4)	(5)	(6)	(7a)	(7b)	(8)	(9a)	(9b)	(10)	(11)	(12)	(13)	(15)	(16)	(17)	(18)	(19)	(20)
1695	CHLOROACETONE, STABILIZED	6.1	TFC	I	6.1+3+8	354	0	E0	P602		MP8 MP17	T20	TP2	L10CH	TU14 TU15 TU38 TE21 TE22	1			CW13 CW28 CW31		663
1697	CHLOROACETOPHENONE, SOLID	6.1	T2	II	6.1		0	E0	P002 IBC08	B4	MP10	T3	TP33	SGAH L4BH	TU15	2	W11		CW13 CW28 CW31	CE9	60
1698	DIPHENYLAMINE CHLOROARSINE	6.1	T3	I	6.1		0	E0	P002		MP18	T6	TP33	S10AH	TU15	1			CW13 CW28 CW31		66
1699	DIPHENYLCHLOROARSINE, LIQUID	6.1	T3	I	6.1		0	E0	P001		MP8 MP17			L10CH	TU14 TU15 TU38 TE21 TE22	1			CW13 CW28 CW31		66
1700	TEAR GAS CANDLES	6.1	TF3		6.1+4.1		0	E0	P600							2			CW13 CW28 CW31		64
1701	XYLYL BROMIDE, LIQUID	6.1	T1	II	6.1		0	E0	P001 IBC02		MP15	T7	TP2	L4BH	TU15	2			CW13 CW28 CW31	CE5	60
1702	1,1,2,2-TETRACHLOROETHANE	6.1	T1	II	6.1		100 ml	E4	P001 IBC02		MP15	T7	TP2	L4BH	TU15	2			CW13 CW28 CW31	CE5	60
1704	TETRAETHYL DITHIOPYROPHOSPHATE	6.1	T1	II	6.1	43	100 ml	E4	P001 IBC02		MP15	T7	TP2	L4BH	TU15	2			CW13 CW28 CW31	CE5	60
1707	THALLIUM COMPOUND, N.O.S.	6.1	T5	II	6.1	43 274	500 g	E4	P002 IBC08	B4	MP10	T3	TP33	SGAH L4BH	TU15	2	W11		CW13 CW28 CW31	CE9	60
1708	TOLUIDINES, LIQUID	6.1	T1	II	6.1	279	100 ml	E4	P001 IBC02		MP15	T7	TP2	L4BH	TU15	2			CW13 CW28 CW31	CE5	60

UN No.	Name and description	Class	Classification code	Packing group	Labels	Special provisions	Limited and excepted quantities		Packaging			Portable tanks and bulk containers		RID Tanks		Transport category	Special provisions for carriage			Colis express (express parcels)	Hazard identification No.
									Packing instructions	Special packing provisions	Mixed packing provisions	Instructions	Special provisions	Tank code	Special provisions		Packages	Bulk	Loading, unloading and handling		
	3.1.2	2.2	2.2	2.1.1.3	5.2.2	3.3	3.4/3.5.1.2		4.1.4	4.1.4	4.1.10	4.2.5.2, 7.3.2	4.2.5.3	4.3	4.3.5, 6.8.4	1.1.3.1(c)	7.2.4	7.3.3	7.5.11	7.6	5.3.2.3
(1)	(2)	(3a)	(3b)	(4)	(5)	(6)	(7a) (7b)		(8)	(9a)	(9b)	(10)	(11)	(12)	(13)	(15)	(16)	(17)	(18)	(19)	(20)
1709	2,4-TOLUYLENEDIAMINE, SOLID	6.1	T2	III	6.1		5 kg E1		P002 IBC08 LP02 R001	B3	MP10	T1	TP33	SGAH L4BH	TU15	2		VC1 VC2 AP7	CW13 CW28 CW31	CE11	60
1710	TRICHLOROETHYLENE	6.1	T1	III	6.1		5 L E1		P001 IBC03 LP01 R001		MP19	T4	TP1	L4BH	TU15	2	W12		CW13 CW28 CW31	CE8	60
1711	XYLIDINES, LIQUID	6.1	T1	II	6.1		100 ml E4		P001 IBC02		MP15	T7	TP2	L4BH	TU15	2			CW13 CW28 CW31	CE5	60
1712	ZINC ARSENATE, ZINC ARSENITE or ZINC ARSENATE AND ZINC ARSENITE MIXTURE	6.1	T5	II	6.1		500 g E4		P002 IBC08	B4	MP10	T3	TP33	SGAH	TU15	2	W11		CW13 CW28 CW31	CE9	60
1713	ZINC CYANIDE	6.1	T5	I	6.1		0 E5		P002 IBC07		MP18	T6	TP33	S10AH	TU15	1	W10		CW13 CW28 CW31		66
1714	ZINC PHOSPHIDE	4.3	WT2	I	4.3+6.1		0 E0		P403		MP2					1	W1		CW23 CW28		X462
1715	ACETIC ANHYDRIDE	8	CF1	II	8+3		1 L E2		P001 IBC02		MP15	T7	TP2	L4BN		2				CE6	83
1716	ACETYL BROMIDE	8	C3	II	8		1 L E2		P001 IBC02		MP15	T8	TP2	L4BN		2				CE6	80
1717	ACETYL CHLORIDE	3	FC	II	3+8		1 L E2		P001 IBC02		MP19	T8	TP2	L4BH		2				CE7	X338
1718	BUTYL ACID PHOSPHATE	8	C3	III	8		5 L E1		P001 IBC03 LP01 R001		MP19	T4	TP1	L4BN		3	W12			CE8	80
1719	CAUSTIC ALKALI LIQUID, N.O.S.	8	C5	II	8	274	1 L E2		P001 IBC02		MP15	T11	TP2 TP27	L4BN		2				CE6	80
1719	CAUSTIC ALKALI LIQUID, N.O.S.	8	C5	III	8	274	5 L E1		P001 IBC03 R001		MP19	T7	TP1 TP28	L4BN		3	W12			CE8	80

UN No.	Name and description	Class	Classification code	Packing group	Labels	Special provisions	Limited and excepted quantities		Packaging			Portable tanks and bulk containers		RID Tanks		Transport category	Special provisions for carriage			Colis express (express parcels)	Hazard identification No.
									Packing instructions	Special packing provisions	Mixed packing provisions	Instructions	Special provisions	Tank code	Special provisions		Packages	Bulk	Loading, unloading and handling		
	3.1.2	2.2	2.2	2.1.1.3	5.2.2	3.3	3.4/3.5.1.2		4.1.4	4.1.4	4.1.10	4.2.5.2, 7.3.2	4.2.5.3	4.3	4.3.5, 6.8.4	1.1.3.1(c)	7.2.4	7.3.3	7.5.11	7.6	5.3.2.3
(1)	(2)	(3a)	(3b)	(4)	(5)	(6)	(7a)	(7b)	(8)	(9a)	(9b)	(10)	(11)	(12)	(13)	(15)	(16)	(17)	(18)	(19)	(20)
1722	ALLYL CHLOROFORMATE	6.1	TFC	I	6.1+3+8		0	E0	P001		MP8 MP17	T14	TP2	L10CH	TU14 TU15 TU38 TE21 TE22	1			CW13 CW28 CW31		668
1723	ALLYL IODIDE	3	FC	II	3+8		1 L	E2	P001 IBC02		MP19	T7	TP2	L4BH		2				CE7	338
1724	ALLYLTRICHLOROSILANE, STABILIZED	8	CF1	II	8+3	386	0	E0	P010		MP15	T10	TP2 TP7	L4BN		2				CE6	X839
1725	ALUMINIUM BROMIDE, ANHYDROUS	8	C2	II	8	588	1 kg	E2	P002 IBC08	B4	MP10	T3	TP33	SGAN		2	W11			CE10	80
1726	ALUMINIUM CHLORIDE, ANHYDROUS	8	C2	II	8	588	1 kg	E2	P002 IBC08	B4	MP10	T3	TP33	SGAN		2	W11			CE10	80
1727	AMMONIUM HYDROGENDIFLUORIDE, SOLID	8	C2	II	8		1 kg	E2	P002 IBC08	B4	MP10	T3	TP33	SGAN		2	W11			CE10	80
1728	AMYLTRICHLOROSILANE	8	C3	II	8		0	E0	P010		MP15	T10	TP2 TP7	L4BN		2				CE6	X80
1729	ANISOYL CHLORIDE	8	C4	II	8		1 kg	E2	P002 IBC08	B4	MP10	T3	TP33	SGAN L4BN		2	W11			CE10	80
1730	ANTIMONY PENTACHLORIDE, LIQUID	8	C1	II	8		1 L	E2	P001 IBC02		MP15	T7	TP2	L4BN		2				CE6	X80
1731	ANTIMONY PENTACHLORIDE SOLUTION	8	C1	II	8		1 L	E2	P001 IBC02		MP15	T7	TP2	L4BN		2				CE6	80
1731	ANTIMONY PENTACHLORIDE SOLUTION	8	C1	III	8		5 L	E1	P001 IBC03 LP01 R001		MP19	T4	TP1	L4BN		3	W12			CE8	80
1732	ANTIMONY PENTAFLUORIDE	8	CT1	II	8+6.1		1 L	E0	P001 IBC02		MP15	T7	TP2	L4BN		2			CW13 CW28	CE6	86
1733	ANTIMONY TRICHLORIDE	8	C2	II	8		1 kg	E2	P002 IBC08	B4	MP10	T3	TP33	SGAN L4BN		2	W11			CE10	80
1736	BENZOYL CHLORIDE	8	C3	II	8		1 L	E2	P001 IBC02		MP15	T8	TP2	L4BN		2				CE6	80
1737	BENZYL BROMIDE	6.1	TC1	II	6.1+8		0	E4	P001 IBC02		MP15	T8	TP2	L4BH	TU15	2			CW13 CW28 CW31	CE5	68

UN No.	Name and description	Class	Classification code	Packing group	Labels	Special provisions	Limited and excepted quantities		Packaging			Portable tanks and bulk containers		RID Tanks		Transport category	Special provisions for carriage			Colis express (express parcels)	Hazard identification No.
									Packing instructions	Special packing provisions	Mixed packing provisions	Instructions	Special provisions	Tank code	Special provisions		Packages	Bulk	Loading, unloading and handling		
	3.1.2	2.2	2.2	2.1.1.3	5.2.2	3.3	3.4/3.5.1.2		4.1.4	4.1.4	4.1.10	4.2.5.2, 7.3.2	4.2.5.3	4.3	4.3.5, 6.8.4	1.1.3.1(c)	7.2.4	7.3.3	7.5.11	7.6	5.3.2.3
(1)	(2)	(3a)	(3b)	(4)	(5)	(6)	(7a)	(7b)	(8)	(9a)	(9b)	(10)	(11)	(12)	(13)	(15)	(16)	(17)	(18)	(19)	(20)
1738	BENZYL CHLORIDE	6.1	TC1	II	6.1+8		0	E4	P001 IBC02		MP15	T8	TP2	L4BH	TU15	2			CW13 CW28 CW31	CE5	68
1739	BENZYL CHLOROFORMATE	8	C9	I	8		0	E0	P001		MP8 MP17	T10	TP2	L10BH	TU38 TE22	1					88
1740	HYDROGENDIFLUORIDES, SOLID, N.O.S.	8	C2	II	8	517	1 kg	E2	P002 IBC08	B4	MP10	T3	TP33	SGAN		2	W11			CE10	80
1740	HYDROGENDIFLUORIDES, SOLID, N.O.S.	8	C2	III	8	517	5 kg	E1	P002 IBC08 LP02 R001	B3	MP10	T1	TP33	SGAV		3		VC1 VC2 AP7		CE11	80
1741	BORON TRICHLORIDE	2	2TC		2.3+8		0	E0	P200		MP9	(M)				1			CW9 CW10 CW36		268
1742	BORON TRIFLUORIDE ACETIC ACID COMPLEX, LIQUID	8	C3	II	8		1 L	E2	P001 IBC02		MP15	T8	TP2	L4BN		2				CE6	80
1743	BORON TRIFLUORIDE PROPIONIC ACID COMPLEX, LIQUID	8	C3	II	8		1 L	E2	P001 IBC02		MP15	T8	TP2	L4BN		2				CE6	80
1744	BROMINE or BROMINE SOLUTION	8	CT1	I	8+6.1		0	E0	P804		MP2	T22	TP2 TP10	L21DH(+)	TU14 TU33 TU38 TU43 TC5 TE21 TE22 TE25 TT2 TM3 TM5	1			CW13 CW28		886
1745	BROMINE PENTAFLUORIDE	5.1	OTC	I	5.1+6.1+8		0	E0	P200		MP2	T22	TP2	L10DH	TU3 TU38 TE16 TE22	1			CW24 CW28		568
1746	BROMINE TRIFLUORIDE	5.1	OTC	I	5.1+6.1+8		0	E0	P200		MP2	T22	TP2	L10DH	TU3 TU38 TE16 TE22	1			CW24 CW28		568

UN No.	Name and description	Class	Classification code	Packing group	Labels	Special provisions	Limited and excepted quantities		Packaging			Portable tanks and bulk containers		RID Tanks		Transport category	Special provisions for carriage			Colis express (express parcels)	Hazard identification No.
									Packing instructions	Special packing provisions	Mixed packing provisions	Instructions	Special provisions	Tank code	Special provisions		Packages	Bulk	Loading, unloading and handling		
	3.1.2	2.2	2.2	2.1.1.3	5.2.2	3.3	3.4/3.5.1.2		4.1.4	4.1.4	4.1.10	4.2.5.2, 7.3.2	4.2.5.3	4.3	4.3.5, 6.8.4	1.1.3.1(c)	7.2.4	7.3.3	7.5.11	7.6	5.3.2.3
(1)	(2)	(3a)	(3b)	(4)	(5)	(6)	(7a)	(7b)	(8)	(9a)	(9b)	(10)	(11)	(12)	(13)	(15)	(16)	(17)	(18)	(19)	(20)
1747	BUTYLTRICHLOROSILANE	8	CF1	II	8+3		0	E0	P010		MP15	T10	TP2 TP7	L4BN		2				CE6	X83
1748	CALCIUM HYPOCHLORITE, DRY or CALCIUM HYPOCHLORITE MIXTURE, DRY with more than 39% available chlorine (8.8% available oxygen)	5.1	O2	II	5.1	314	1 kg	E2	P002 IBC08	B4 B13	MP10			SGAN	TU3	2	W11		CW24 CW35	CE10	50
1748	CALCIUM HYPOCHLORITE, DRY or CALCIUM HYPOCHLORITE MIXTURE, DRY with more than 39% available chlorine (8.8% available oxygen)	5.1	O2	III	5.1	316	5 kg	E1	P002 IBC08 R001	B4 B13	MP10			SGAV	TU3	3			CW24 CW35	CE11	50
1749	CHLORINE TRIFLUORIDE	2	2TOC		2.3+5.1+8 (+13)		0	E0	P200		MP9	(M)		PxBH(M)	TU38 TE22 TE25 TA4 TT9 TM6	1			CW9 CW10 CW16 CW36		265
1750	CHLOROACETIC ACID SOLUTION	6.1	TC1	II	6.1+8		100 ml	E4	P001 IBC02		MP15	T7	TP2	L4BH	TU15	2			CW13 CW28 CW31	CE5	68
1751	CHLOROACETIC ACID, SOLID	6.1	TC2	II	6.1+8		500 g	E4	P002 IBC08	B4	MP10	T3	TP33	SGAH	TU15	2	W11		CW13 CW28 CW31	CE9	68
1752	CHLOROACETYL CHLORIDE	6.1	TC1	I	6.1+8	354	0	E0	P602		MP8 MP17	T20	TP2	L10CH	TU14 TU15 TU38 TE21 TE22	1			CW13 CW28 CW31		668
1753	CHLOROPHENYLTRICHLOROSILANE	8	C3	II	8		0	E0	P010		MP15	T10	TP2 TP7	L4BN		2				CE6	X80
1754	CHLOROSULPHONIC ACID (with or without sulphur trioxide)	8	C1	I	8		0	E0	P001		MP8 MP17	T20	TP2	L10BH	TU38 TE22	1					X88
1755	CHROMIC ACID SOLUTION	8	C1	II	8	518	1 L	E2	P001 IBC02		MP15	T8	TP2	L4BN	TU42	2				CE6	80
1755	CHROMIC ACID SOLUTION	8	C1	III	8	518	5 L	E1	P001 IBC02 LP01 R001		MP19	T4	TP1	L4BN	TU42	3				CE8	80

UN No.	Name and description	Class	Classification code	Packing group	Labels	Special provisions	Limited and excepted quantities		Packaging			Portable tanks and bulk containers		RID Tanks		Transport category	Special provisions for carriage			Colis express (express parcels)	Hazard identification No.
									Packing instructions	Special packing provisions	Mixed packing provisions	Instructions	Special provisions	Tank code	Special provisions		Packages	Bulk	Loading, unloading and handling		
	3.1.2	2.2	2.2	2.1.1.3	5.2.2	3.3	3.4/3.5.1.2		4.1.4	4.1.4	4.1.10	4.2.5.2, 7.3.2	4.2.5.3	4.3	4.3.5, 6.8.4	1.1.3.1(c)	7.2.4	7.3.3	7.5.11	7.6	5.3.2.3
(1)	(2)	(3a)	(3b)	(4)	(5)	(6)	(7a)	(7b)	(8)	(9a)	(9b)	(10)	(11)	(12)	(13)	(15)	(16)	(17)	(18)	(19)	(20)
1756	CHROMIC FLUORIDE, SOLID	8	C2	II	8		1 kg	E2	P002 IBC08	B4	MP10	T3	TP33	SGAN		2	W11			CE10	80
1757	CHROMIC FLUORIDE SOLUTION	8	C1	II	8		1 L	E2	P001 IBC02		MP15	T7	TP2	L4BN		2				CE6	80
1757	CHROMIC FLUORIDE SOLUTION	8	C1	III	8		5 L	E1	P001 IBC03 LP01 R001		MP19	T4	TP1	L4BN		3	W12			CE8	80
1758	CHROMIUM OXYCHLORIDE	8	C1	I	8		0	E0	P001		MP8 MP17	T10	TP2	L10BH	TU38 TE22	1					X88
1759	CORROSIVE SOLID, N.O.S.	8	C10	I	8	274	0	E0	P002 IBC07		MP18	T6	TP33	S10AN L10BH	TU38 TE22	1	W10				88
1759	CORROSIVE SOLID, N.O.S.	8	C10	II	8	274	1 kg	E2	P002 IBC08	B4	MP10	T3	TP33	SGAN L4BN		2	W11			CE10	80
1759	CORROSIVE SOLID, N.O.S.	8	C10	III	8	274	5 kg	E1	P002 IBC08 LP02 R001	B3	MP10	T1	TP33	SGAV L4BN		3		VC1 VC2 AP7		CE11	80
1760	CORROSIVE LIQUID, N.O.S.	8	C9	I	8	274	0	E0	P001		MP8 MP17	T14	TP2 TP27	L10BH	TU38 TE22	1					88
1760	CORROSIVE LIQUID, N.O.S.	8	C9	II	8	274	1 L	E2	P001 IBC02		MP15	T11	TP2 TP27	L4BN		2				CE6	80
1760	CORROSIVE LIQUID, N.O.S.	8	C9	III	8	274	5 L	E1	P001 IBC03 LP01 R001		MP19	T7	TP1 TP28	L4BN		3	W12			CE8	80
1761	CUPRIETHYLENEDIAMINE SOLUTION	8	CT1	II	8+6.1		1 L	E2	P001 IBC02		MP15	T7	TP2	L4BN		2			CW13 CW28	CE6	86
1761	CUPRIETHYLENEDIAMINE SOLUTION	8	CT1	III	8+6.1		5 L	E1	P001 IBC03 R001		MP19	T7	TP1 TP28	L4BN		3	W12		CW13 CW28	CE8	86
1762	CYCLOHEXENYLTRICHLOROSILANE	8	C3	II	8		0	E0	P010		MP15	T10	TP2 TP7	L4BN		2				CE6	X80
1763	CYCLOHEXYLTRICHLOROSILANE	8	C3	II	8		0	E0	P010		MP15	T10	TP2 TP7	L4BN		2				CE6	X80
1764	DICHLOROACETIC ACID	8	C3	II	8		1 L	E2	P001 IBC02		MP15	T8	TP2	L4BN		2				CE6	80

UN No.	Name and description	Class	Classification code	Packing group	Labels	Special provisions	Limited and excepted quantities		Packaging			Portable tanks and bulk containers		RID Tanks		Transport category	Special provisions for carriage			Colis express (express parcels)	Hazard identification No.
									Packing instructions	Special packing provisions	Mixed packing provisions	Instructions	Special provisions	Tank code	Special provisions		Packages	Bulk	Loading, unloading and handling		
	3.1.2	2.2	2.2	2.1.1.3	5.2.2	3.3	3.4/3.5.1.2		4.1.4	4.1.4	4.1.10	4.2.5.2, 7.3.2	4.2.5.3	4.3	4.3.5, 6.8.4	1.1.3.1(c)	7.2.4	7.3.3	7.5.11	7.6	5.3.2.3
(1)	(2)	(3a)	(3b)	(4)	(5)	(6)	(7a)	(7b)	(8)	(9a)	(9b)	(10)	(11)	(12)	(13)	(15)	(16)	(17)	(18)	(19)	(20)
1765	DICHLOROACETYL CHLORIDE	8	C3	II	8		1 L	E2	P001 IBC02		MP15	T7	TP2	L4BN		2				CE6	X80
1766	DICHLOROPHENYLTRICHLOROSILANE	8	C3	II	8		0	E0	P010		MP15	T10	TP2 TP7	L4BN		2				CE6	X80
1767	DIETHYLDICHLOROSILANE	8	CF1	II	8+3		0	E0	P010		MP15	T10	TP2 TP7	L4BN		2				CE6	X83
1768	DIFLUOROPHOSPHORIC ACID, ANHYDROUS	8	C1	II	8		1 L	E2	P001 IBC02		MP15	T8	TP2	L4BN		2				CE6	80
1769	DIPHENYLDICHLOROSILANE	8	C3	II	8		0	E0	P010		MP15	T10	TP2 TP7	L4BN		2				CE6	X80
1770	DIPHENYLMETHYL BROMIDE	8	C10	II	8		1 kg	E2	P002 IBC08	B4	MP10	T3	TP33	SGAN L4BN		2	W11			CE10	80
1771	DODECYLTRICHLOROSILANE	8	C3	II	8		0	E0	P010		MP15	T10	TP2 TP7	L4BN		2				CE6	X80
1773	FERRIC CHLORIDE, ANHYDROUS	8	C2	III	8	590	5 kg	E1	P002 IBC08 LP02 R001	B3	MP10	T1	TP33	SGAV		3		VC1 VC2 AP7		CE11	80
1774	FIRE EXTINGUISHER CHARGES, corrosive liquid	8	C11	II	8		1 L	E0	P001	PP4						2				CE6	80
1775	FLUOROBORIC ACID	8	C1	II	8		1 L	E2	P001 IBC02		MP15	T7	TP2	L4BN		2				CE6	80
1776	FLUOROPHOSPHORIC ACID, ANHYDROUS	8	C1	II	8		1 L	E2	P001 IBC02		MP15	T8	TP2	L4BN		2				CE6	80
1777	FLUOROSULPHONIC ACID	8	C1	I	8		0	E0	P001		MP8 MP17	T10	TP2	L10BH	TU38 TE22	1					88
1778	FLUOROSILICIC ACID	8	C1	II	8		1 L	E2	P001 IBC02		MP15	T8	TP2	L4BN	TU42	2				CE6	80
1779	FORMIC ACID with more than 85% acid by mass	8	CF1	II	8+3		1 L	E2	P001 IBC02		MP15	T7	TP2	L4BN	TU42	2				CE6	83
1780	FUMARYL CHLORIDE	8	C3	II	8		1 L	E2	P001 IBC02		MP15	T7	TP2	L4BN		2				CE6	80
1781	HEXADECYLTRICHLOROSILANE	8	C3	II	8		0	E0	P010		MP15	T10	TP2 TP7	L4BN		2				CE6	X80
1782	HEXAFLUOROPHOSPHORIC ACID	8	C1	II	8		1 L	E2	P001 IBC02		MP15	T8	TP2	L4BN		2				CE6	80

UN No.	Name and description	Class	Classification code	Packing group	Labels	Special provisions	Limited and excepted quantities		Packaging			Portable tanks and bulk containers		RID Tanks		Transport category	Special provisions for carriage			Colis express (express parcels)	Hazard identification No.
									Packing instructions	Special packing provisions	Mixed packing provisions	Instructions	Special provisions	Tank code	Special provisions		Packages	Bulk	Loading, unloading and handling		
	3.1.2	2.2	2.2	2.1.1.3	5.2.2	3.3	3.4/3.5.1.2		4.1.4	4.1.4	4.1.10	4.2.5.2, 7.3.2	4.2.5.3	4.3	4.3.5, 6.8.4	1.1.3.1(c)	7.2.4	7.3.3	7.5.11	7.6	5.3.2.3
(1)	(2)	(3a)	(3b)	(4)	(5)	(6)	(7a)	(7b)	(8)	(9a)	(9b)	(10)	(11)	(12)	(13)	(15)	(16)	(17)	(18)	(19)	(20)
1783	HEXAMETHYLENEDIAMINE SOLUTION	8	C7	II	8		1 L	E2	P001 IBC02		MP15	T7	TP2	L4BN		2				CE6	80
1783	HEXAMETHYLENEDIAMINE SOLUTION	8	C7	III	8		5 L	E1	P001 IBC03 LP01 R001		MP19	T4	TP1	L4BN		3	W12			CE8	80
1784	HEXYLTRICHLOROSILANE	8	C3	II	8		0	E0	P010		MP15	T10	TP2 TP7	L4BN		2				CE6	X80
1786	HYDROFLUORIC ACID AND SULPHURIC ACID MIXTURE	8	CT1	I	8+6.1		0	E0	P001		MP8 MP17	T10	TP2	L10DH	TU14 TU38 TE21 TE22 TT4	1			CW13 CW28		886
1787	HYDRIODIC ACID	8	C1	II	8		1 L	E2	P001 IBC02		MP15	T7	TP2	L4BN		2				CE6	80
1787	HYDRIODIC ACID	8	C1	III	8		5 L	E1	P001 IBC03 LP01 R001		MP19	T4	TP1	L4BN		3	W12			CE8	80
1788	HYDROBROMIC ACID	8	C1	II	8	519	1 L	E2	P001 IBC02		MP15	T7	TP2	L4BN	TU42	2				CE6	80
1788	HYDROBROMIC ACID	8	C1	III	8	519	5 L	E1	P001 IBC03 LP01 R001		MP19	T4	TP1	L4BN	TU42	3	W12			CE8	80
1789	HYDROCHLORIC ACID	8	C1	II	8	520	1 L	E2	P001 IBC02		MP15	T8	TP2	L4BN	TU42	2				CE6	80
1789	HYDROCHLORIC ACID	8	C1	III	8	520	5 L	E1	P001 IBC03 LP01 R001		MP19	T4	TP1	L4BN	TU42	3	W12			CE8	80

UN No.	Name and description	Class	Classification code	Packing group	Labels	Special provisions	Limited and excepted quantities		Packaging			Portable tanks and bulk containers		RID Tanks		Transport category	Special provisions for carriage			Colis express (express parcels)	Hazard identification No.
									Packing instructions	Special packing provisions	Mixed packing provisions	Instructions	Special provisions	Tank code	Special provisions		Packages	Bulk	Loading, unloading and handling		
	3.1.2	2.2	2.2	2.1.1.3	5.2.2	3.3	3.4/3.5.1.2		4.1.4	4.1.4	4.1.10	4.2.5.2, 7.3.2	4.2.5.3	4.3	4.3.5, 6.8.4	1.1.3.1(c)	7.2.4	7.3.3	7.5.11	7.6	5.3.2.3
(1)	(2)	(3a)	(3b)	(4)	(5)	(6)	(7a)	(7b)	(8)	(9a)	(9b)	(10)	(11)	(12)	(13)	(15)	(16)	(17)	(18)	(19)	(20)
1790	HYDROFLUORIC ACID with more than 85% hydrogen fluoride	8	CT1	I	8+6.1	640I	0	E0	P802		MP2	T10	TP2	L21DH(+)	TU14 TU34 TU38 TC1 TE17 TE21 TE22 TE25 TA4 TT4 TT9 TM3	1			CW13 CW28		886
1790	HYDROFLUORIC ACID with more than 60% but not more than 85% hydrogen fluoride	8	CT1	I	8+6.1	640J	0	E0	P001	PP81	MP8 MP17	T10	TP2	L10DH	TU14 TU38 TE21 TE22 TT4	1			CW13 CW28		886
1790	HYDROFLUORIC ACID with not more than 60% hydrogen fluoride	8	CT1	II	8+6.1		1 L	E2	P001 IBC02		MP15	T8	TP2	L4DH	TU14 TE17 TE21 TT4	2			CW13 CW28	CE6	86
1791	HYPOCHLORITE SOLUTION	8	C9	II	8	521	1 L	E2	P001 IBC02	PP10 B5	MP15	T7	TP2 TP24	L4BV(+)	TU42 TE11	2				CE6	80
1791	HYPOCHLORITE SOLUTION	8	C9	III	8	521	5 L	E1	P001 IBC02 LP01 R001	B5	MP19	T4	TP2 TP24	L4BV(+)	TU42 TE11	3				CE8	80
1792	IODINE MONOCHLORIDE, SOLID	8	C2	II	8		1 kg	E0	P002 IBC08	B4	MP10	T7	TP2	SGAN L4BN		2	W11			CE10	80
1793	ISOPROPYL ACID PHOSPHATE	8	C3	III	8		5 L	E1	P001 IBC02 LP01 R001		MP19	T4	TP1	L4BN		3				CE8	80
1794	LEAD SULPHATE with more than 3% free acid	8	C2	II	8	591	1 kg	E2	P002 IBC08	B4	MP10	T3	TP33	SGAN		2	W11	VC1 VC2 AP7		CE10	80

UN No.	Name and description	Class	Classifi- cation code	Packing group	Labels	Special provi- sions	Limited and excepted quantities		Packaging			Portable tanks and bulk containers		RID Tanks		Transport category	Special provisions for carriage			Colis express (express parcels)	Hazard identi- fication No.
									Packing instructions	Special packing provisions	Mixed packing provi- sions	Instruc- tions	Special provi- sions	Tank code	Special provi- sions		Packages	Bulk	Loading, unloading and handling		
	3.1.2	2.2	2.2	2.1.1.3	5.2.2	3.3	3.4/3.5.1.2		4.1.4	4.1.4	4.1.10	4.2.5.2, 7.3.2	4.2.5.3	4.3	4.3.5, 6.8.4	1.1.3.1(c)	7.2.4	7.3.3	7.5.11	7.6	5.3.2.3
(1)	(2)	(3a)	(3b)	(4)	(5)	(6)	(7a)	(7b)	(8)	(9a)	(9b)	(10)	(11)	(12)	(13)	(15)	(16)	(17)	(18)	(19)	(20)
1796	NITRATING ACID MIXTURE with more than 50% nitric acid	8	CO1	I	8+5.1		0	E0	P001		MP8 MP17	T10	TP2	L10BH	TU38 TC6 TE22 TT1	1			CW24		885
1796	NITRATING ACID MIXTURE with not more than 50% nitric acid	8	C1	II	8		1 L	E0	P001 IBC02		MP15	T8	TP2	L4BN		2				CE6	80
1798	NITROHYDROCHLORIC ACID	8	COT	CARRIAGE PROHIBITED																	
1799	NONYLTRICHLOROSILANE	8	C3	II	8		0	E0	P010		MP15	T10	TP2 TP7	L4BN		2				CE6	X80
1800	OCTADECYLTRICHLOROSILANE	8	C3	II	8		0	E0	P010		MP15	T10	TP2 TP7	L4BN		2				CE6	X80
1801	OCTYLTRICHLOROSILANE	8	C3	II	8		0	E0	P010		MP15	T10	TP2 TP7	L4BN		2				CE6	X80
1802	PERCHLORIC ACID with not more than 50% acid, by mass	8	CO1	II	8+5.1	522	1 L	E0	P001 IBC02		MP3	T7	TP2	L4BN		2			CW24	CE6	85
1803	PHENOLSULPHONIC ACID, LIQUID	8	C3	II	8		1 L	E2	P001 IBC02		MP15	T7	TP2	L4BN	TU42	2				CE6	80
1804	PHENYLTRICHLOROSILANE	8	C3	II	8		0	E0	P010		MP15	T10	TP2 TP7	L4BN		2				CE6	X80
1805	PHOSPHORIC ACID, SOLUTION	8	C1	III	8		5 L	E1	P001 IBC03 LP01 R001		MP19	T4	TP1	L4BN	TU42	3	W12			CE8	80
1806	PHOSPHORUS PENTACHLORIDE	8	C2	II	8		1 kg	E0	P002 IBC08	B4	MP10	T3	TP33	SGAN		2	W11			CE10	80
1807	PHOSPHORUS PENTOXIDE	8	C2	II	8		1 kg	E2	P002 IBC08	B4	MP10	T3	TP33	SGAN		2	W11			CE10	80
1808	PHOSPHORUS TRIBROMIDE	8	C1	II	8		1 L	E0	P001 IBC02		MP15	T7	TP2	L4BN		2				CE6	X80
1809	PHOSPHORUS TRICHLORIDE	6.1	TC3	I	6.1+8	354	0	E0	P602		MP8 MP17	T20	TP2	L10CH	TU14 TU15 TU38 TE21 TE22	1			CW13 CW28 CW31		668

UN No.	Name and description	Class	Classification code	Packing group	Labels	Special provisions	Limited and excepted quantities		Packaging			Portable tanks and bulk containers		RID Tanks		Transport category	Special provisions for carriage			Colis express (express parcels)	Hazard identification No.
									Packing instructions	Special packing provisions	Mixed packing provisions	Instructions	Special provisions	Tank code	Special provisions		Packages	Bulk	Loading, unloading and handling		
	3.1.2	2.2	2.2	2.1.1.3	5.2.2	3.3	3.4/3.5.1.2		4.1.4	4.1.4	4.1.10	4.2.5.2, 7.3.2	4.2.5.3	4.3	4.3.5, 6.8.4	1.1.3.1(c)	7.2.4	7.3.3	7.5.11	7.6	5.3.2.3
(1)	(2)	(3a)	(3b)	(4)	(5)	(6)	(7a)	(7b)	(8)	(9a)	(9b)	(10)	(11)	(12)	(13)	(15)	(16)	(17)	(18)	(19)	(20)
1810	PHOSPHORUS OXYCHLORIDE	6.1	TC3	I	6.1+8	354	0	E0	P602		MP8 MP17	T20	TP2	L10CH	TU14 TU15 TU38 TE21 TE22	1			CW13 CW28 CW31		X668
1811	POTASSIUM HYDROGENDIFLUORIDE, SOLID	8	CT2	II	8+6.1		1 kg	E2	P002 IBC08	B4	MP10	T3	TP33	SGAN		2	W11		CW13 CW28	CE10	86
1812	POTASSIUM FLUORIDE, SOLID	6.1	T5	III	6.1		5 kg	E1	P002 IBC08 LP02 R001	B3	MP10	T1	TP33	SGAH	TU15	2		VC1 VC2 AP7	CW13 CW28 CW31	CE11	60
1813	POTASSIUM HYDROXIDE, SOLID	8	C6	II	8		1 kg	E2	P002 IBC08	B4	MP10	T3	TP33	SGAN		2	W11			CE10	80
1814	POTASSIUM HYDROXIDE SOLUTION	8	C5	II	8		1 L	E2	P001 IBC02		MP15	T7	TP2	L4BN	TU42	2				CE6	80
1814	POTASSIUM HYDROXIDE SOLUTION	8	C5	III	8		5 L	E1	P001 IBC03 LP01 R001		MP19	T4	TP1	L4BN	TU42	3	W12			CE8	80
1815	PROPIONYL CHLORIDE	3	FC	II	3+8		1 L	E2	P001 IBC02		MP19	T7	TP1	L4BH		2				CE7	338
1816	PROPYLTRICHLOROSILANE	8	CF1	II	8+3		0	E0	P010		MP15	T10	TP2 TP7	L4BN		2				CE6	X83
1817	PYROSULPHURYL CHLORIDE	8	C1	II	8		1 L	E2	P001 IBC02		MP15	T8	TP2	L4BN		2				CE6	X80
1818	SILICON TETRACHLORIDE	8	C1	II	8		0	E0	P010		MP15	T10	TP2 TP7	L4BN		2				CE6	X80
1819	SODIUM ALUMINATE SOLUTION	8	C5	II	8		1 L	E2	P001 IBC02		MP15	T7	TP2	L4BN	TU42	2				CE6	80
1819	SODIUM ALUMINATE SOLUTION	8	C5	III	8		5 L	E1	P001 IBC03 LP01 R001		MP19	T4	TP1	L4BN	TU42	3	W12			CE8	80
1823	SODIUM HYDROXIDE, SOLID	8	C6	II	8		1 kg	E2	P002 IBC08	B4	MP10	T3	TP33	SGAN		2	W11			CE10	80
1824	SODIUM HYDROXIDE SOLUTION	8	C5	II	8		1 L	E2	P001 IBC02		MP15	T7	TP2	L4BN	TU42	2				CE6	80

UN No.	Name and description	Class	Classification code	Packing group	Labels	Special provisions	Limited and excepted quantities		Packaging			Portable tanks and bulk containers		RID Tanks		Transport category	Special provisions for carriage			Colis express (express parcels)	Hazard identification No.
									Packing instructions	Special packing provisions	Mixed packing provisions	Instructions	Special provisions	Tank code	Special provisions		Packages	Bulk	Loading, unloading and handling		
	3.1.2	2.2	2.2	2.1.1.3	5.2.2	3.3	3.4/3.5.1.2		4.1.4	4.1.4	4.1.10	4.2.5.2, 7.3.2	4.2.5.3	4.3	4.3.5, 6.8.4	1.1.3.1(c)	7.2.4	7.3.3	7.5.11	7.6	5.3.2.3
(1)	(2)	(3a)	(3b)	(4)	(5)	(6)	(7a) (7b)		(8)	(9a)	(9b)	(10)	(11)	(12)	(13)	(15)	(16)	(17)	(18)	(19)	(20)
1824	SODIUM HYDROXIDE SOLUTION	8	C5	III	8		5 L E1		P001 IBC03 LP01 R001		MP19	T4	TP1	L4BN	TU42	3	W12			CE8	80
1825	SODIUM MONOXIDE	8	C6	II	8		1 kg E2		P002 IBC08	B4	MP10	T3	TP33	SGAN		2	W11			CE10	80
1826	NITRATING ACID MIXTURE, SPENT, with more than 50% nitric acid	8	CO1	I	8+5.1	113	0 E0		P001		MP8 MP17	T10	TP2	L10BH	TU38 TE22	1			CW24		885
1826	NITRATING ACID MIXTURE, SPENT, with not more than 50% nitric acid	8	C1	II	8	113	1 L E0		P001 IBC02		MP15	T8	TP2	L4BN		2				CE6	80
1827	STANNIC CHLORIDE, ANHYDROUS	8	C1	II	8		1 L E2		P001 IBC02		MP15	T7	TP2	L4BN		2				CE6	X80
1828	SULPHUR CHLORIDES	8	C1	I	8		0 E0		P602		MP8 MP17	T20	TP2	L10BH	TU38 TE22	1					X88
1829	SULPHUR TRIOXIDE, STABILIZED	8	C1	I	8	386 623	0 E0		P001		MP8 MP17	T20	TP4 TP26	L10BH	TU32 TU38 TE13 TE22 TT5 TM3	1					X88
1830	SULPHURIC ACID with more than 51% acid	8	C1	II	8		1 L E2		P001 IBC02		MP15	T8	TP2	L4BN	TU42	2				CE6	80
1831	SULPHURIC ACID, FUMING	8	CT1	I	8+6.1		0 E0		P602		MP8 MP17	T20	TP2	L10BH	TU38 TE22	1			CW13 CW28		X886
1832	SULPHURIC ACID, SPENT	8	C1	II	8	113	1 L E0		P001 IBC02		MP15	T8	TP2	L4BN	TU42	2				CE6	80
1833	SULPHUROUS ACID	8	C1	II	8		1 L E2		P001 IBC02		MP15	T7	TP2	L4BN		2				CE6	80
1834	SULPHURYL CHLORIDE	6.1	TC3	I	6.1+8	354	0 E0		P602		MP8 MP17	T20	TP2	L10CH	TU14 TU15 TU38 TE21 TE22	1			CW13 CW28 CW31		X668
1835	TETRAMETHYLAMMONIUM HYDROXIDE SOLUTION	8	C7	II	8		1 L E2		P001 IBC02		MP15	T7	TP2	L4BN		2				CE6	80

UN No.	Name and description	Class	Classification code	Packing group	Labels	Special provisions	Limited and excepted quantities		Packaging			Portable tanks and bulk containers		RID Tanks		Transport category	Special provisions for carriage			Colis express (express parcels)	Hazard identification No.
									Packing instructions	Special packing provisions	Mixed packing provisions	Instructions	Special provisions	Tank code	Special provisions		Packages	Bulk	Loading, unloading and handling		
	3.1.2	2.2	2.2	2.1.1.3	5.2.2	3.3	3.4/3.5.1.2		4.1.4	4.1.4	4.1.10	4.2.5.2, 7.3.2	4.2.5.3	4.3	4.3.5, 6.8.4	1.1.3.1(c)	7.2.4	7.3.3	7.5.11	7.6	5.3.2.3
(1)	(2)	(3a)	(3b)	(4)	(5)	(6)	(7a)	(7b)	(8)	(9a)	(9b)	(10)	(11)	(12)	(13)	(15)	(16)	(17)	(18)	(19)	(20)
1835	TETRAMETHYLAMMONIUM HYDROXIDE SOLUTION	8	C7	III	8		5 L	E1	P001 IBC03 LP01 R001		MP19	T7	TP2	L4BN		3	W12			CE8	80
1836	THIONYL CHLORIDE	8	C1	I	8		0	E0	P802		MP8 MP17	T10	TP2	L10BH	TU38 TE22	1					X88
1837	THIOPHOSPHORYL CHLORIDE	8	C1	II	8		1 L	E0	P001 IBC02		MP15	T7	TP2	L4BN		2				CE6	X80
1838	TITANIUM TETRACHLORIDE	6.1	TC3	I	6.1+8	354	0	E0	P602		MP8 MP17	T20	TP2	L10CH	TU14 TU15 TU38 TE21 TE22	1			CW13 CW28 CW31		X668
1839	TRICHLOROACETIC ACID	8	C4	II	8		1 kg	E2	P002 IBC08	B4	MP10	T3	TP33	SGAN L4BN		2	W11			CE10	80
1840	ZINC CHLORIDE SOLUTION	8	C1	III	8		5 L	E1	P001 IBC03 LP01 R001		MP19	T4	TP1	L4BN	TU42	3	W12			CE8	80
1841	ACETALDEHYDE AMMONIA	9	M11	III	9		5 kg	E1	P002 IBC08 LP02 R001	B3 B6	MP10	T1	TP33	SGAV		3		VC1 VC2	CW31	CE11	90
1843	AMMONIUM DINITRO-o-CRESOLATE, SOLID	6.1	T2	II	6.1		500 g	E4	P002 IBC08	B4	MP10	T3	TP33	SGAH	TU15	2	W11		CW13 CW28 CW31	CE9	60
1845	Carbon dioxide, solid (Dry ice)	9	M11	NOT SUBJECT TO RID except for 5.5.3																	
1846	CARBON TETRACHLORIDE	6.1	T1	II	6.1		100 ml	E4	P001 IBC02		MP15	T7	TP2	L4BH	TU15	2			CW13 CW28 CW31	CE5	60
1847	POTASSIUM SULPHIDE, HYDRATED with not less than 30% water of crystallization	8	C6	II	8	523	1 kg	E2	P002 IBC08	B4	MP10	T3	TP33	SGAN L4BN		2	W11			CE10	80
1848	PROPIONIC ACID with not less than 10% and less than 90% acid by mass	8	C3	III	8		5 L	E1	P001 IBC03 LP01 R001		MP19	T4	TP1	L4BN		3	W12			CE8	80

UN No.	Name and description	Class	Classifi- cation code	Packing group	Labels	Special provi- sions	Limited and excepted quantities		Packaging			Portable tanks and bulk containers		RID Tanks		Transport category	Special provisions for carriage			Colis express (express parcels)	Hazard identifi- cation No.
									Packing instructions	Special packing provisions	Mixed packing provi- sions	Instruc- tions	Special provi- sions	Tank code	Special provi- sions		Packages	Bulk	Loading, unloading and handling		
	3.1.2	2.2	2.2	2.1.1.3	5.2.2	3.3	3.4/3.5.1.2		4.1.4	4.1.4	4.1.10	4.2.5.2, 7.3.2	4.2.5.3	4.3	4.3.5, 6.8.4	1.1.3.1(c)	7.2.4	7.3.3	7.5.11	7.6	5.3.2.3
(1)	(2)	(3a)	(3b)	(4)	(5)	(6)	(7a)	(7b)	(8)	(9a)	(9b)	(10)	(11)	(12)	(13)	(15)	(16)	(17)	(18)	(19)	(20)
1849	SODIUM SULPHIDE, HYDRATED with not less than 30% water	8	C6	II	8	523	1 kg	E2	P002 IBC08	B4	MP10	T3	TP33	SGAN L4BN		2	W11			CE10	80
1851	MEDICINE, LIQUID, TOXIC, N.O.S.	6.1	T1	II	6.1	221 601	100 ml	E4	P001		MP15			L4BH	TU15	2			CW13 CW28 CW31	CE5	60
1851	MEDICINE, LIQUID, TOXIC, N.O.S.	6.1	T1	III	6.1	221 601	5 L	E1	P001 LP01 R001		MP19			L4BH	TU15	2			CW13 CW28 CW31	CE8	60
1854	BARIUM ALLOYS, PYROPHORIC	4.2	S4	I	4.2		0	E0	P404		MP13	T21	TP7 TP33			0	W1				43
1855	CALCIUM, PYROPHORIC or CALCIUM ALLOYS, PYROPHORIC	4.2	S4	I	4.2		0	E0	P404		MP13					0	W1				43
1856	Rags, oily	4.2	S2	NOT SUBJECT TO RID																	
1857	Textile waste, wet	4.2	S2	NOT SUBJECT TO RID																	
1858	HEXAFLUOROPROPYLENE (REFRIGERANT GAS R 1216)	2	2A		2.2 (+13)	662	120 ml	E1	P200		MP9	T50 (M)		PxBN(M)	TA4 TT9 TM6	3			CW9 CW10 CW36	CE3	20
1859	SILICON TETRAFLUORIDE	2	2TC		2.3+8 (+13)		0	E0	P200		MP9	(M)		PxBH(M)	TU38 TE22 TE25 TA4 TT9 TM6	1			CW9 CW10 CW36		268
1860	VINYL FLUORIDE, STABILIZED	2	2F		2.1 (+13)	386 662	0	E0	P200		MP9	(M)		PxBN(M)	TU38 TE22 TA4 TT9 TM6	2			CW9 CW10 CW36	CE3	239
1862	ETHYL CROTONATE	3	F1	II	3		1 L	E2	P001 IBC02 R001		MP19	T4	TP2	LGBF		2				CE7	33
1863	FUEL, AVIATION, TURBINE ENGINE	3	F1	I	3		500 ml	E3	P001		MP7 MP17	T11	TP1 TP8 TP28	L4BN		1					33
1863	FUEL, AVIATION, TURBINE ENGINE (vapour pressure at 50 °C more than 110 kPa)	3	F1	II	3	640C	1 L	E2	P001		MP19	T4	TP1 TP8	L1.5BN		2				CE7	33

UN No.	Name and description	Class	Classification code	Packing group	Labels	Special provisions	Limited and excepted quantities		Packaging			Portable tanks and bulk containers		RID Tanks		Transport category	Special provisions for carriage			Colis express (express parcels)	Hazard identification No.
									Packing instructions	Special packing provisions	Mixed packing provisions	Instructions	Special provisions	Tank code	Special provisions		Packages	Bulk	Loading, unloading and handling		
	3.1.2	2.2	2.2	2.1.1.3	5.2.2	3.3	3.4/3.5.1.2		4.1.4	4.1.4	4.1.10	4.2.5.2, 7.3.2	4.2.5.3	4.3	4.3.5, 6.8.4	1.1.3.1(c)	7.2.4	7.3.3	7.5.11	7.6	5.3.2.3
(1)	(2)	(3a)	(3b)	(4)	(5)	(6)	(7a)	(7b)	(8)	(9a)	(9b)	(10)	(11)	(12)	(13)	(15)	(16)	(17)	(18)	(19)	(20)
1863	FUEL, AVIATION, TURBINE ENGINE (vapour pressure at 50 °C not more than 110 kPa)	3	F1	II	3	640D	1 L	E2	P001 IBC02 R001		MP19	T4	TP1 TP8	LGBF		2				CE7	33
1863	FUEL, AVIATION, TURBINE ENGINE	3	F1	III	3		5 L	E1	P001 IBC03 LP01 R001		MP19	T2	TP1	LGBF		3	W12			CE4	30
1865	n-PROPYL NITRATE	3	F1	II	3		1 L	E2	P001 IBC02 R001	B7	MP19					2				CE7	33
1866	RESIN SOLUTION, flammable	3	F1	I	3		500 ml	E3	P001		MP7 MP17	T11	TP1 TP8 TP28	L4BN		1					33
1866	RESIN SOLUTION, flammable (vapour pressure at 50 °C more than 110 kPa)	3	F1	II	3	640C	5 L	E2	P001	PP1	MP19	T4	TP1 TP8	L1.5BN		2				CE7	33
1866	RESIN SOLUTION, flammable (vapour pressure at 50 °C not more than 110 kPa)	3	F1	II	3	640D	5 L	E2	P001 IBC02 R001	PP1	MP19	T4	TP1 TP8	LGBF		2				CE7	33
1866	RESIN SOLUTION, flammable	3	F1	III	3		5 L	E1	P001 IBC03 LP01 R001	PP1	MP19	T2	TP1	LGBF		3	W12			CE4	30
1866	RESIN SOLUTION, flammable (having a flash-point below 23 °C and viscous according to 2.2.3.1.4) (vapour pressure at 50 °C more than 110 kPa)	3	F1	III	3		5 L	E1	P001 R001	PP1	MP19					3				CE4	33
1866	RESIN SOLUTION, flammable (having a flash-point below 23 °C and viscous according to 2.2.3.1.4) (vapour pressure at 50 °C not more than 110 kPa)	3	F1	III	3		5 L	E1	P001 IBC02 R001	PP1 BB4	MP19					3				CE4	33
1868	DECABORANE	4.1	FT2	II	4.1+6.1		1 kg	E0	P002 IBC06		MP10	T3	TP33	SGAN		2	W1		CW28	CE10	46
1869	MAGNESIUM or MAGNESIUM ALLOYS with more than 50% magnesium in pellets, turnings or ribbons	4.1	F3	III	4.1	59	5 kg	E1	P002 IBC08 LP02 R001	B3	MP11	T1	TP33	SGAV		3	W1	VC1 VC2		CE11	40
1870	POTASSIUM BOROHYDRIDE	4.3	W2	I	4.3		0	E0	P403		MP2					1	W1		CW23		X423

UN No.	Name and description	Class	Classification code	Packing group	Labels	Special provisions	Limited and excepted quantities		Packaging			Portable tanks and bulk containers		RID Tanks		Transport category	Special provisions for carriage			Colis express (express parcels)	Hazard identification No.
									Packing instructions	Special packing provisions	Mixed packing provisions	Instructions	Special provisions	Tank code	Special provisions		Packages	Bulk	Loading, unloading and handling		
	3.1.2	2.2	2.2	2.1.1.3	5.2.2	3.3	3.4/3.5.1.2		4.1.4	4.1.4	4.1.10	4.2.5.2, 7.3.2	4.2.5.3	4.3	4.3.5, 6.8.4	1.1.3.1(c)	7.2.4	7.3.3	7.5.11	7.6	5.3.2.3
(1)	(2)	(3a)	(3b)	(4)	(5)	(6)	(7a)	(7b)	(8)	(9a)	(9b)	(10)	(11)	(12)	(13)	(15)	(16)	(17)	(18)	(19)	(20)
1871	TITANIUM HYDRIDE	4.1	F3	II	4.1		1 kg	E2	P410 IBC04	PP40	MP11	T3	TP33	SGAN		2	W1			CE10	40
1872	LEAD DIOXIDE	5.1	OT2	III	5.1+6.1		5 kg	E1	P002 IBC08 LP02 R001	B3	MP2	T1	TP33	SGAN	TU3	3			CW24 CW28	CE11	56
1873	PERCHLORIC ACID with more than 50% but not more than 72% acid, by mass	5.1	OC1	I	5.1+8	60	0	E0	P502	PP28	MP3	T10	TP1	L4DN(+)	TU3 TU28 TE16	1			CW24		558
1884	BARIUM OXIDE	6.1	T5	III	6.1		5 kg	E1	P002 IBC08 LP02 R001	B3	MP10	T1	TP33	SGAH L4BH	TU15	2		VC1 VC2 AP7	CW13 CW28 CW31	CE11	60
1885	BENZIDINE	6.1	T2	II	6.1		500 g	E4	P002 IBC08	B4	MP10	T3	TP33	SGAH L4BH	TU15	2	W11		CW13 CW28 CW31	CE9	60
1886	BENZYLIDENE CHLORIDE	6.1	T1	II	6.1		100 ml	E4	P001 IBC02		MP15	T7	TP2	L4BH	TU15	2			CW13 CW28 CW31	CE5	60
1887	BROMOCHLOROMETHANE	6.1	T1	III	6.1		5 L	E1	P001 IBC03 LP01 R001		MP19	T4	TP1	L4BH	TU15	2	W12		CW13 CW28 CW31	CE8	60
1888	CHLOROFORM	6.1	T1	III	6.1		5 L	E1	P001 IBC03 LP01 R001		MP19	T7	TP2	L4BH	TU15	2	W12		CW13 CW28 CW31	CE8	60
1889	CYANOGEN BROMIDE	6.1	TC2	I	6.1+8		0	E0	P002		MP18	T6	TP33	S10AH L10CH	TU14 TU15 TU38 TE21 TE22	1			CW13 CW28 CW31		668
1891	ETHYL BROMIDE	6.1	T1	II	6.1		100 ml	E4	P001 IBC02	B8	MP15	T7	TP2	L4BH	TU15	2			CW13 CW28 CW31	CE5	60

UN No.	Name and description	Class	Classification code	Packing group	Labels	Special provisions	Limited and excepted quantities		Packaging			Portable tanks and bulk containers		RID Tanks		Transport category	Special provisions for carriage			Colis express (express parcels)	Hazard identification No.
									Packing instructions	Special packing provisions	Mixed packing provisions	Instructions	Special provisions	Tank code	Special provisions		Packages	Bulk	Loading, unloading and handling		
	3.1.2	2.2	2.2	2.1.1.3	5.2.2	3.3	3.4/3.5.1.2		4.1.4	4.1.4	4.1.10	4.2.5.2, 7.3.2	4.2.5.3	4.3	4.3.5, 6.8.4	1.1.3.1(c)	7.2.4	7.3.3	7.5.11	7.6	5.3.2.3
(1)	(2)	(3a)	(3b)	(4)	(5)	(6)	(7a)	(7b)	(8)	(9a)	(9b)	(10)	(11)	(12)	(13)	(15)	(16)	(17)	(18)	(19)	(20)
1892	ETHYLDICHLOROARSINE	6.1	T3	I	6.1	354	0	E0	P602		MP8 MP17	T20	TP2	L10CH	TU14 TU15 TU38 TE21 TE22	1			CW13 CW28 CW31		66
1894	PHENYLMERCURIC HYDROXIDE	6.1	T3	II	6.1		500 g	E4	P002 IBC08	B4	MP10	T3	TP33	SGAH	TU15	2	W11		CW13 CW28 CW31	CE9	60
1895	PHENYLMERCURIC NITRATE	6.1	T3	II	6.1		500 g	E4	P002 IBC08	B4	MP10	T3	TP33	SGAH	TU15	2	W11		CW13 CW28 CW31	CE9	60
1897	TETRACHLOROETHYLENE	6.1	T1	III	6.1		5 L	E1	P001 IBC03 LP01 R001		MP19	T4	TP1	L4BH	TU15	2	W12		CW13 CW28 CW31	CE8	60
1898	ACETYL IODIDE	8	C3	II	8		1 L	E2	P001 IBC02		MP15	T7	TP2	L4BN		2				CE6	80
1902	DIISOOCTYL ACID PHOSPHATE	8	C3	III	8		5 L	E1	P001 IBC03 LP01 R001		MP19	T4	TP1	L4BN		3	W12			CE8	80
1903	DISINFECTANT, LIQUID, CORROSIVE, N.O.S.	8	C9	I	8	274	0	E0	P001		MP8 MP17			L10BH	TU38 TE22	1					88
1903	DISINFECTANT, LIQUID, CORROSIVE, N.O.S.	8	C9	II	8	274	1 L	E2	P001 IBC02		MP15			L4BN		2				CE6	80
1903	DISINFECTANT, LIQUID, CORROSIVE, N.O.S.	8	C9	III	8	274	5 L	E1	P001 IBC03 LP01 R001		MP19			L4BN		3	W12			CE8	80
1905	SELENIC ACID	8	C2	I	8		0	E0	P002 IBC07		MP18	T6	TP33	S10AN		1	W10				88
1906	SLUDGE ACID	8	C1	II	8		1 L	E0	P001 IBC02		MP15	T8	TP2 TP28	L4BN	TU42	2				CE6	80
1907	SODA LIME with more than 4% sodium hydroxide	8	C6	III	8	62	5 kg	E1	P002 IBC08 LP02 R001	B3	MP10	T1	TP33	SGAV		3		VC1 VC2 AP7		CE11	80

UN No.	Name and description	Class	Classifi- cation code	Packing group	Labels	Special provi- sions	Limited and excepted quantities		Packaging			Portable tanks and bulk containers		RID Tanks		Transport category	Special provisions for carriage			Colis express (express parcels)	Hazard identifi- cation No.
									Packing instructions	Special packing provisions	Mixed packing provi- sions	Instruc- tions	Special provi- sions	Tank code	Special provi- sions		Packages	Bulk	Loading, unloading and handling		
	3.1.2	2.2	2.2	2.1.1.3	5.2.2	3.3	3.4/3.5.1.2		4.1.4	4.1.4	4.1.10	4.2.5.2, 7.3.2	4.2.5.3	4.3	4.3.5, 6.8.4	1.1.3.1(c)	7.2.4	7.3.3	7.5.11	7.6	5.3.2.3
(1)	(2)	(3a)	(3b)	(4)	(5)	(6)	(7a)	(7b)	(8)	(9a)	(9b)	(10)	(11)	(12)	(13)	(15)	(16)	(17)	(18)	(19)	(20)
1908	CHLORITE SOLUTION	8	C9	II	8	521	1 L	E2	P001 IBC02		MP15	T7	TP2 TP24	L4BV(+)	TE11	2				CE6	80
1908	CHLORITE SOLUTION	8	C9	III	8	521	5 L	E1	P001 IBC03 LP01 R001		MP19	T4	TP2 TP24	L4BV(+)	TE11	3	W12			CE8	80
1910	Calcium oxide	8	C6	NOT SUBJECT TO RID																	
1911	DIBORANE	2	2TF		2.3+2.1		0	E0	P200		MP9					1			CW9 CW10 CW36		263
1912	METHYL CHLORIDE AND METHYLENE CHLORIDE MIXTURE	2	2F		2.1 (+13)	228 662	0	E0	P200		MP9	T50 (M)		PxBN(M)	TU38 TE22 TA4 TT9 TM6	2			CW9 CW10 CW36	CE3	23
1913	NEON, REFRIGERATED LIQUID	2	3A		2.2 (+13)	593	120 ml	E1	P203		MP9	T75	TP5	RxBN	TU19 TA4 TT9 TM6	3	W5		CW9 CW11 CW36	CE2	22
1914	BUTYL PROPIONATES	3	F1	III	3		5 L	E1	P001 IBC03 LP01 R001		MP19	T2	TP1	LGBF		3	W12			CE4	30
1915	CYCLOHEXANONE	3	F1	III	3		5 L	E1	P001 IBC03 LP01 R001		MP19	T2	TP1	LGBF		3	W12			CE4	30
1916	2,2'-DICHLORODIETHYL ETHER	6.1	TF1	II	6.1+3		100 ml	E4	P001 IBC02		MP15	T7	TP2	L4BH	TU15	2			CW13 CW28 CW31	CE5	63
1917	ETHYL ACRYLATE, STABILIZED	3	F1	II	3	386	1 L	E2	P001 IBC02 R001		MP19	T4	TP1	LGBF		2				CE7	339
1918	ISOPROPYLBENZENE	3	F1	III	3		5 L	E1	P001 IBC03 LP01 R001		MP19	T2	TP1	LGBF		3	W12			CE4	30

UN No.	Name and description	Class	Classification code	Packing group	Labels	Special provisions	Limited and excepted quantities		Packaging			Portable tanks and bulk containers		RID Tanks		Transport category	Special provisions for carriage			Colis express (express parcels)	Hazard identification No.
									Packing instructions	Special packing provisions	Mixed packing provisions	Instructions	Special provisions	Tank code	Special provisions		Packages	Bulk	Loading, unloading and handling		
	3.1.2	2.2	2.2	2.1.1.3	5.2.2	3.3	3.4/3.5.1.2		4.1.4	4.1.4	4.1.10	4.2.5.2, 7.3.2	4.2.5.3	4.3	4.3.5, 6.8.4	1.1.3.1(c)	7.2.4	7.3.3	7.5.11	7.6	5.3.2.3
(1)	(2)	(3a)	(3b)	(4)	(5)	(6)	(7a)	(7b)	(8)	(9a)	(9b)	(10)	(11)	(12)	(13)	(15)	(16)	(17)	(18)	(19)	(20)
1919	METHYL ACRYLATE, STABILIZED	3	F1	II	3	386	1 L	E2	P001 IBC02 R001		MP19	T4	TP1	LGBF		2				CE7	339
1920	NONANES	3	F1	III	3		5 L	E1	P001 IBC03 LP01 R001		MP19	T2	TP1	LGBF		3	W12			CE4	30
1921	PROPYLENEIMINE, STABILIZED	3	FT1	I	3+6.1	386	0	E0	P001		MP2	T14	TP2	L15CH	TU14 TU15 TU38 TE21 TE22 TE25	1			CW13 CW28		336
1922	PYRROLIDINE	3	FC	II	3+8		1 L	E2	P001 IBC02		MP19	T7	TP1	L4BH		2				CE7	338
1923	CALCIUM DITHIONITE (CALCIUM HYDROSULPHITE)	4.2	S4	II	4.2		0	E2	P410 IBC06		MP14	T3	TP33	SGAN		2	W1			CE10	40
1928	METHYL MAGNESIUM BROMIDE IN ETHYL ETHER	4.3	WF1	I	4.3+3		0	E0	P402	RR8	MP2			L10DH	TU4 TU14 TU22 TU38 TE21 TE22 TM2	0	W1		CW23		X323
1929	POTASSIUM DITHIONITE (POTASSIUM HYDROSULPHITE)	4.2	S4	II	4.2		0	E2	P410 IBC06		MP14	T3	TP33	SGAN		2	W1			CE10	40
1931	ZINC DITHIONITE (ZINC HYDROSULPHITE)	9	M11	III	9		5 kg	E1	P002 IBC08 LP02 R001	B3	MP10	T1	TP33	SGAV		3		VC1 VC2	CW31	CE11	90
1932	ZIRCONIUM SCRAP	4.2	S4	III	4.2	524 592	0	E0	P002 IBC08 LP02 R001	B3	MP14	T1	TP33	SGAN		3	W1	VC1 VC2 AP1		CE11	40

UN No.	Name and description	Class	Classification code	Packing group	Labels	Special provisions	Limited and excepted quantities		Packaging			Portable tanks and bulk containers		RID Tanks		Transport category	Special provisions for carriage			Colis express (express parcels)	Hazard identification No.
									Packing instructions	Special packing provisions	Mixed packing provisions	Instructions	Special provisions	Tank code	Special provisions		Packages	Bulk	Loading, unloading and handling		
	3.1.2	2.2	2.2	2.1.1.3	5.2.2	3.3	3.4/3.5.1.2		4.1.4	4.1.4	4.1.10	4.2.5.2, 7.3.2	4.2.5.3	4.3	4.3.5, 6.8.4	1.1.3.1(c)	7.2.4	7.3.3	7.5.11	7.6	5.3.2.3
(1)	(2)	(3a)	(3b)	(4)	(5)	(6)	(7a)	(7b)	(8)	(9a)	(9b)	(10)	(11)	(12)	(13)	(15)	(16)	(17)	(18)	(19)	(20)
1935	CYANIDE SOLUTION, N.O.S.	6.1	T4	I	6.1	274 525	0	E5	P001		MP8 MP17	T14	TP2 TP27	L10CH	TU14 TU15 TU38 TE21 TE22	1			CW13 CW28 CW31		66
1935	CYANIDE SOLUTION, N.O.S.	6.1	T4	II	6.1	274 525	100 ml	E4	P001 IBC02		MP15	T11	TP2 TP27	L4BH	TU15	2			CW13 CW28 CW31	CE5	60
1935	CYANIDE SOLUTION, N.O.S.	6.1	T4	III	6.1	274 525	5 L	E1	P001 IBC03 LP01 R001		MP19	T7	TP2 TP28	L4BH	TU15	2	W12		CW13 CW28 CW31	CE8	60
1938	BROMOACETIC ACID SOLUTION	8	C3	II	8		1 L	E2	P001 IBC02		MP15	T7	TP2	L4BN		2				CE6	80
1938	BROMOACETIC ACID SOLUTION	8	C3	III	8		5 L	E1	P001 IBC02 LP01 R001		MP19	T7	TP2	L4BN		3				CE8	80
1939	PHOSPHORUS OXYBROMIDE	8	C2	II	8		1 kg	E0	P002 IBC08	B4	MP10	T3	TP33	SGAN		2	W11			CE10	80
1940	THIOGLYCOLIC ACID	8	C3	II	8		1 L	E2	P001 IBC02		MP15	T7	TP2	L4BN		2				CE6	80
1941	DIBROMODIFLUOROMETHANE	9	M11	III	9		5 L	E1	P001 LP01 R001		MP15	T11	TP2	L4BN		3			CW31	CE8	90
1942	AMMONIUM NITRATE with not more than 0.2% combustible substances, including any organic substance calculated as carbon, to the exclusion of any other added substance	5.1	O2	III	5.1	306 611	5 kg	E1	P002 IBC08 LP02 R001	B3	MP10	T1 BK1 BK2 BK3	TP33	SGAV	TU3	3		VC1 VC2 AP6 AP7	CW24	CE11	50
1944	MATCHES, SAFETY (book, card or strike on box)	4.1	F1	III	4.1	293	5 kg	E1	P407 R001		MP11					4	W1			CE11	40
1945	MATCHES, WAX 'VESTA'	4.1	F1	III	4.1	293	5 kg	E1	P407 R001		MP11					4	W1			CE11	40

UN No.	Name and description	Class	Classification code	Packing group	Labels	Special provisions	Limited and excepted quantities		Packaging			Portable tanks and bulk containers		RID Tanks		Transport category	Special provisions for carriage			Colis express (express parcels)	Hazard identification No.
									Packing instructions	Special packing provisions	Mixed packing provisions	Instructions	Special provisions	Tank code	Special provisions		Packages	Bulk	Loading, unloading and handling		
	3.1.2	2.2	2.2	2.1.1.3	5.2.2	3.3	3.4/3.5.1.2		4.1.4	4.1.4	4.1.10	4.2.5.2, 7.3.2	4.2.5.3	4.3	4.3.5, 6.8.4	1.1.3.1(c)	7.2.4	7.3.3	7.5.11	7.6	5.3.2.3
(1)	(2)	(3a)	(3b)	(4)	(5)	(6)	(7a)	(7b)	(8)	(9a)	(9b)	(10)	(11)	(12)	(13)	(15)	(16)	(17)	(18)	(19)	(20)
1950	AEROSOLS, asphyxiant	2	5A		2.2	190 327 344 625	1 L	E0	P207 LP200	PP87 RR6 L2	MP9					3	W14		CW9 CW12	CE2	20
1950	AEROSOLS, corrosive	2	5C		2.2+8	190 327 344 625	1 L	E0	P207 LP200	PP87 RR6 L2	MP9					1	W14		CW9 CW12	CE2	28
1950	AEROSOLS, corrosive, oxidizing	2	5CO		2.2+ 5.1+8	190 327 344 625	1 L	E0	P207 LP200	PP87 RR6 L2	MP9					1	W14		CW9 CW12	CE2	285
1950	AEROSOLS, flammable	2	5F		2.1	190 327 344 625	1 L	E0	P207 LP200	PP87 RR6 L2	MP9					2	W14		CW9 CW12	CE2	23
1950	AEROSOLS, flammable, corrosive	2	5FC		2.1+8	190 327 344 625	1 L	E0	P207 LP200	PP87 RR6 L2	MP9					1	W14		CW9 CW12	CE2	238
1950	AEROSOLS, oxidizing	2	5O		2.2+5.1	190 327 344 625	1 L	E0	P207 LP200	PP87 RR6 L2	MP9					3	W14		CW9 CW12	CE2	25
1950	AEROSOLS, toxic	2	5T		2.2+ 6.1	190 327 344 625	120 ml	E0	P207 LP200	PP87 RR6 L2	MP9					1	W14		CW9 CW12 CW28		26
1950	AEROSOLS, toxic, corrosive	2	5TC		2.2+ 6.1+8	190 327 344 625	120 ml	E0	P207 LP200	PP87 RR6 L2	MP9					1	W14		CW9 CW12 CW28		268
1950	AEROSOLS, toxic, flammable	2	5TF		2.1+ 6.1	190 327 344 625	120 ml	E0	P207 LP200	PP87 RR6 L2	MP9					1	W14		CW9 CW12 CW28		263

UN No.	Name and description	Class	Classification code	Packing group	Labels	Special provisions	Limited and excepted quantities		Packaging			Portable tanks and bulk containers		RID Tanks		Transport category	Special provisions for carriage			Colis express (express parcels)	Hazard identification No.
									Packing instructions	Special packing provisions	Mixed packing provisions	Instructions	Special provisions	Tank code	Special provisions		Packages	Bulk	Loading, unloading and handling		
	3.1.2	2.2	2.2	2.1.1.3	5.2.2	3.3	3.4/3.5.1.2		4.1.4	4.1.4	4.1.10	4.2.5.2, 7.3.2	4.2.5.3	4.3	4.3.5, 6.8.4	1.1.3.1(c)	7.2.4	7.3.3	7.5.11	7.6	5.3.2.3
(1)	(2)	(3a)	(3b)	(4)	(5)	(6)	(7a)	(7b)	(8)	(9a)	(9b)	(10)	(11)	(12)	(13)	(15)	(16)	(17)	(18)	(19)	(20)
1950	AEROSOLS, toxic, flammable, corrosive	2	5TFC		2.1+ 6.1+8	190 327 344 625	120 ml	E0	P207 LP200	PP87 RR6 L2	MP9					1	W14		CW9 CW12 CW28		263
1950	AEROSOLS, toxic, oxidizing	2	5TO		2.2+ 5.1+ 6.1	190 327 344 625	120 ml	E0	P207 LP200	PP87 RR6 L2	MP9					1	W14		CW9 CW12 CW28		265
1950	AEROSOLS, toxic, oxidizing, corrosive	2	5TOC		2.2+ 5.1+ 6.1+8	190 327 344 625	120 ml	E0	P207 LP200	PP87 RR6 L2	MP9					1	W14		CW9 CW12 CW28		265
1951	ARGON, REFRIGERATED LIQUID	2	3A		2.2 (+13)	593	120 ml	E1	P203		MP9	T75	TP5	RxBN	TU19 TA4 TT9 TM6	3	W5		CW9 CW11 CW36	CE2	22
1952	ETHYLENE OXIDE AND CARBON DIOXIDE MIXTURE with not more than 9% ethylene oxide	2	2A		2.2 (+13)	660 662	120 ml	E1	P200		MP9	(M)		PxBN(M)	TA4 TT9 TM6	3			CW9 CW10 CW36	CE3	20
1953	COMPRESSED GAS, TOXIC, FLAMMABLE, N.O.S.	2	1TF		2.3+2.1 (+13)	274	0	E0	P200		MP9	(M)		CxBH(M)	TU6 TU38 TE22 TE25 TA4 TT9	1			CW9 CW10 CW36		263
1954	COMPRESSED GAS, FLAMMABLE, N.O.S.	2	1F		2.1 (+13)	274 392 662	0	E0	P200		MP9	(M)		CxBN(M)	TU38 TE22 TA4 TT9	2			CW9 CW10 CW36	CE3	23
1955	COMPRESSED GAS, TOXIC, N.O.S.	2	1T		2.3 (+13)	274	0	E0	P200		MP9	(M)		CxBH(M)	TU6 TU38 TE22 TE25 TA4 TT9	1			CW9 CW10 CW36		26

UN No.	Name and description	Class	Classification code	Packing group	Labels	Special provisions	Limited and excepted quantities		Packaging			Portable tanks and bulk containers		RID Tanks		Transport category	Special provisions for carriage			Colis express (express parcels)	Hazard identification No.
									Packing instructions	Special packing provisions	Mixed packing provisions	Instructions	Special provisions	Tank code	Special provisions		Packages	Bulk	Loading, unloading and handling		
	3.1.2	2.2	2.2	2.1.1.3	5.2.2	3.3	3.4/3.5.1.2		4.1.4	4.1.4	4.1.10	4.2.5.2, 7.3.2	4.2.5.3	4.3	4.3.5, 6.8.4	1.1.3.1(c)	7.2.4	7.3.3	7.5.11	7.6	5.3.2.3
(1)	(2)	(3a)	(3b)	(4)	(5)	(6)	(7a)	(7b)	(8)	(9a)	(9b)	(10)	(11)	(12)	(13)	(15)	(16)	(17)	(18)	(19)	(20)
1956	COMPRESSED GAS, N.O.S.	2	1A		2.2 (+13)	274 378 655 660 662	120 ml	E1	P200		MP9	(M)		CxBN(M)	TA4 TT9	3			CW9 CW10 CW36	CE3	20
1957	DEUTERIUM, COMPRESSED	2	1F		2.1 (+13)	662	0	E0	P200		MP9	(M)		CxBN(M)	TU38 TE22 TA4 TT9	2			CW9 CW10 CW36	CE3	23
1958	1,2-DICHLORO-1,1,2,2-TETRAFLUOROETHANE (REFRIGERANT GAS R 114)	2	2A		2.2 (+13)	662	120 ml	E1	P200		MP9	T50 (M)		PxBN(M)	TA4 TT9 TM6	3			CW9 CW10 CW36	CE3	20
1959	1,1-DIFLUOROETHYLENE (REFRIGERANT GAS R 1132a)	2	2F		2.1 (+13)	662	0	E0	P200		MP9	(M)		PxBN(M)	TU38 TE22 TA4 TT9 TM6	2			CW9 CW10 CW36	CE3	239
1961	ETHANE, REFRIGERATED LIQUID	2	3F		2.1 (+13)		0	E0	P203		MP9	T75	TP5	RxBN	TU18 TU38 TE22 TA4 TT9 TM6	2	W5		CW9 CW11 CW36	CE2	223
1962	ETHYLENE	2	2F		2.1 (+13)	662	0	E0	P200		MP9	(M)		PxBN(M)	TU38 TE22 TA4 TT9 TM6	2			CW9 CW10 CW36	CE3	23
1963	HELIUM, REFRIGERATED LIQUID	2	3A		2.2 (+13)	593	120 ml	E1	P203		MP9	T75	TP5 TP34	RxBN	TU19 TA4 TT9 TM6	3	W5		CW9 CW11 CW36	CE2	22
1964	HYDROCARBON GAS MIXTURE, COMPRESSED, N.O.S.	2	1F		2.1 (+13)	274 662	0	E0	P200		MP9	(M)		CxBN(M)	TU38 TE22 TA4 TT9	2			CW9 CW10 CW36	CE3	23

UN No.	Name and description	Class	Classification code	Packing group	Labels	Special provisions	Limited and excepted quantities		Packaging			Portable tanks and bulk containers		RID Tanks		Transport category	Special provisions for carriage			Colis express (express parcels)	Hazard identification No.
									Packing instructions	Special packing provisions	Mixed packing provisions	Instructions	Special provisions	Tank code	Special provisions		Packages	Bulk	Loading, unloading and handling		
	3.1.2	2.2	2.2	2.1.1.3	5.2.2	3.3	3.4/3.5.1.2		4.1.4	4.1.4	4.1.10	4.2.5.2, 7.3.2	4.2.5.3	4.3	4.3.5, 6.8.4	1.1.3.1(c)	7.2.4	7.3.3	7.5.11	7.6	5.3.2.3
(1)	(2)	(3a)	(3b)	(4)	(5)	(6)	(7a)	(7b)	(8)	(9a)	(9b)	(10)	(11)	(12)	(13)	(15)	(16)	(17)	(18)	(19)	(20)
1965	HYDROCARBON GAS MIXTURE, LIQUEFIED, N.O.S. such as mixtures A, A01, A02, A0, A1, B1, B2, B or C	2	2F		2.1 (+13)	274 392 583 662 674	0	E0	P200		MP9	T50 (M)		PxBN(M)	TU38 TE22 TA4 TT9 TM6	2			CW9 CW10 CW36	CE3	23
1966	HYDROGEN, REFRIGERATED LIQUID	2	3F		2.1 (+13)		0	E0	P203		MP9	T75	TP5 TP34	RxBN	TU18 TU38 TE22 TA4 TT9 TM6	2	W5		CW9 CW11 CW36	CE2	223
1967	INSECTICIDE GAS, TOXIC, N.O.S.	2	2T		2.3 (+13)	274	0	E0	P200		MP9	(M)		PxBH(M)	TU6 TU38 TE22 TE25 TA4 TT9 TM6	1			CW9 CW10 CW36		26
1968	INSECTICIDE GAS, N.O.S.	2	2A		2.2 (+13)	274 662	120 ml	E1	P200		MP9	(M)		PxBN(M)	TA4 TT9 TM6	3			CW9 CW10 CW36	CE3	20
1969	ISOBUTANE	2	2F		2.1 (+13)	392 657 662 674	0	E0	P200		MP9	T50 (M)		PxBN(M)	TU38 TE22 TA4 TT9 TM6	2			CW9 CW10 CW36	CE3	23
1970	KRYPTON, REFRIGERATED LIQUID	2	3A		2.2 (+13)	593	120 ml	E1	P203		MP9	T75	TP5	RxBN	TU19 TA4 TT9 TM6	3	W5		CW9 CW11 CW36	CE2	22
1971	METHANE, COMPRESSED or NATURAL GAS, COMPRESSED with high methane content	2	1F		2.1 (+13)	392 662	0	E0	P200		MP9	(M)		CxBN(M)	TU38 TE22 TA4 TT9	2			CW9 CW10 CW36	CE3	23

UN No.	Name and description	Class	Classification code	Packing group	Labels	Special provisions	Limited and excepted quantities		Packaging			Portable tanks and bulk containers		RID Tanks		Transport category	Special provisions for carriage			Colis express (express parcels)	Hazard identification No.
									Packing instructions	Special packing provisions	Mixed packing provisions	Instructions	Special provisions	Tank code	Special provisions		Packages	Bulk	Loading, unloading and handling		
	3.1.2	2.2	2.2	2.1.1.3	5.2.2	3.3	3.4/3.5.1.2		4.1.4	4.1.4	4.1.10	4.2.5.2, 7.3.2	4.2.5.3	4.3	4.3.5, 6.8.4	1.1.3.1(c)	7.2.4	7.3.3	7.5.11	7.6	5.3.2.3
(1)	(2)	(3a)	(3b)	(4)	(5)	(6)	(7a)	(7b)	(8)	(9a)	(9b)	(10)	(11)	(12)	(13)	(15)	(16)	(17)	(18)	(19)	(20)
1972	METHANE, REFRIGERATED LIQUID or NATURAL GAS, REFRIGERATED LIQUID with high methane content	2	3F		2.1 (+13)	392	0	E0	P203		MP9	T75	TP5	RxBN	TU18 TU38 TE22 TA4 TT9 TM6	2	W5		CW9 CW11 CW36	CE2	223
1973	CHLORODIFLUOROMETHANE AND CHLOROPENTAFLUOROETHANE MIXTURE with fixed boiling point, with approximately 49% chlorodifluoromethane (REFRIGERANT GAS R 502)	2	2A		2.2 (+13)	662	120 ml	E1	P200		MP9	T50 (M)		PxBN(M)	TA4 TT9 TM6	3			CW9 CW10 CW36	CE3	20
1974	CHLORODIFLUOROBROMOMETHANE (REFRIGERANT GAS R 12B1)	2	2A		2.2 (+13)	662	120 ml	E1	P200		MP9	T50 (M)		PxBN(M)	TA4 TT9 TM6	3			CW9 CW10 CW36	CE3	20
1975	NITRIC OXIDE AND DINITROGEN TETROXIDE MIXTURE (NITRIC OXIDE AND NITROGEN DIOXIDE MIXTURE)	2	2TOC		2.3+5.1+8		0	E0	P200		MP9					1			CW9 CW10 CW36		265
1976	OCTAFLUOROCYCLOBUTANE (REFRIGERANT GAS RC 318)	2	2A		2.2 (+13)	662	120 ml	E1	P200		MP9	T50 (M)		PxBN(M)	TA4 TT9 TM6	3			CW9 CW10 CW36	CE3	20
1977	NITROGEN, REFRIGERATED LIQUID	2	3A		2.2 (+13)	345 346 593	120 ml	E1	P203		MP9	T75	TP5	RxBN	TU19 TA4 TT9 TM6	3	W5		CW9 CW11 CW36	CE2	22
1978	PROPANE	2	2F		2.1 (+13)	392 657 662 674	0	E0	P200		MP9	T50 (M)		PxBN(M)	TU38 TE22 TA4 TT9 TM6	2			CW9 CW10 CW36	CE3	23
1982	TETRAFLUOROMETHANE (REFRIGERANT GAS R 14)	2	2A		2.2 (+13)	662	120 ml	E1	P200		MP9	(M)		PxBN(M)	TA4 TT9 TM6	3			CW9 CW10 CW36	CE3	20
1983	1-CHLORO-2,2,2-TRIFLUOROETHANE (REFRIGERANT GAS R 133a)	2	2A		2.2 (+13)	662	120 ml	E1	P200		MP9	T50 (M)		PxBN(M)	TA4 TT9 TM6	3			CW9 CW10 CW36	CE3	20

UN No.	Name and description	Class	Classification code	Packing group	Labels	Special provisions	Limited and excepted quantities		Packaging			Portable tanks and bulk containers		RID Tanks		Transport category	Special provisions for carriage			Colis express (express parcels)	Hazard identification No.
									Packing instructions	Special packing provisions	Mixed packing provisions	Instructions	Special provisions	Tank code	Special provisions		Packages	Bulk	Loading, unloading and handling		
	3.1.2	2.2	2.2	2.1.1.3	5.2.2	3.3	3.4/3.5.1.2		4.1.4	4.1.4	4.1.10	4.2.5.2, 7.3.2	4.2.5.3	4.3	4.3.5, 6.8.4	1.1.3.1(c)	7.2.4	7.3.3	7.5.11	7.6	5.3.2.3
(1)	(2)	(3a)	(3b)	(4)	(5)	(6)	(7a)	(7b)	(8)	(9a)	(9b)	(10)	(11)	(12)	(13)	(15)	(16)	(17)	(18)	(19)	(20)
1984	TRIFLUOROMETHANE (REFRIGERANT GAS R 23)	2	2A		2.2 (+13)	662	120 ml	E1	P200		MP9	(M)		PxBN(M)	TA4 TT9 TM6	3			CW9 CW10 CW36	CE3	20
1986	ALCOHOLS, FLAMMABLE, TOXIC, N.O.S.	3	FT1	I	3+6.1	274	0	E0	P001		MP7 MP17	T14	TP2 TP27	L10CH	TU14 TU15 TU38 TE21 TE22	1			CW13 CW28		336
1986	ALCOHOLS, FLAMMABLE, TOXIC, N.O.S.	3	FT1	II	3+6.1	274	1 L	E2	P001 IBC02		MP19	T11	TP2 TP27	L4BH	TU15	2			CW13 CW28	CE7	336
1986	ALCOHOLS, FLAMMABLE, TOXIC, N.O.S.	3	FT1	III	3+6.1	274	5 L	E1	P001 IBC03 R001		MP19	T7	TP1 TP28	L4BH	TU15	3	W12		CW13 CW28	CE4	36
1987	ALCOHOLS, N.O.S. (vapour pressure at 50 °C more than 110 kPa)	3	F1	II	3	274 601 640C	1 L	E2	P001		MP19	T7	TP1 TP8 TP28	L1.5BN		2				CE7	33
1987	ALCOHOLS, N.O.S. (vapour pressure at 50 °C not more than 110 kPa)	3	F1	II	3	274 601 640D	1 L	E2	P001 IBC02 R001		MP19	T7	TP1 TP8 TP28	LGBF		2				CE7	33
1987	ALCOHOLS, N.O.S.	3	F1	III	3	274 601	5 L	E1	P001 IBC03 LP01 R001		MP19	T4	TP1 TP29	LGBF		3	W12			CE4	30
1988	ALDEHYDES, FLAMMABLE, TOXIC, N.O.S.	3	FT1	I	3+6.1	274	0	E0	P001		MP7 MP17	T14	TP2 TP27	L10CH	TU14 TU15 TU38 TE21 TE22	1			CW13 CW28		336
1988	ALDEHYDES, FLAMMABLE, TOXIC, N.O.S.	3	FT1	II	3+6.1	274	1 L	E2	P001 IBC02		MP19	T11	TP2 TP27	L4BH	TU15	2			CW13 CW28	CE7	336
1988	ALDEHYDES, FLAMMABLE, TOXIC, N.O.S.	3	FT1	III	3+6.1	274	5 L	E1	P001 IBC03 R001		MP19	T7	TP1 TP28	L4BH	TU15	3	W12		CW13 CW28	CE4	36
1989	ALDEHYDES, N.O.S.	3	F1	I	3	274	0	E3	P001		MP7 MP17	T11	TP1 TP27	L4BN		1					33

UN No.	Name and description	Class	Classification code	Packing group	Labels	Special provisions	Limited and excepted quantities		Packaging			Portable tanks and bulk containers		RID Tanks		Transport category	Special provisions for carriage			Colis express (express parcels)	Hazard identification No.
									Packing instructions	Special packing provisions	Mixed packing provisions	Instructions	Special provisions	Tank code	Special provisions		Packages	Bulk	Loading, unloading and handling		
	3.1.2	2.2	2.2	2.1.1.3	5.2.2	3.3	3.4/3.5.1.2		4.1.4	4.1.4	4.1.10	4.2.5.2, 7.3.2	4.2.5.3	4.3	4.3.5, 6.8.4	1.1.3.1(c)	7.2.4	7.3.3	7.5.11	7.6	5.3.2.3
(1)	(2)	(3a)	(3b)	(4)	(5)	(6)	(7a)	(7b)	(8)	(9a)	(9b)	(10)	(11)	(12)	(13)	(15)	(16)	(17)	(18)	(19)	(20)
1989	ALDEHYDES, N.O.S. (vapour pressure at 50 °C more than 110 kPa)	3	F1	II	3	274 640C	1 L	E2	P001		MP19	T7	TP1 TP8 TP28	L1.5BN		2				CE7	33
1989	ALDEHYDES, N.O.S. (vapour pressure at 50 °C not more than 110 kPa)	3	F1	II	3	274 640D	1 L	E2	P001 IBC02 R001		MP19	T7	TP1 TP8 TP28	LGBF		2				CE7	33
1989	ALDEHYDES, N.O.S.	3	F1	III	3	274	5 L	E1	P001 IBC03 LP01 R001		MP19	T4	TP1 TP29	LGBF		3	W12			CE4	30
1990	BENZALDEHYDE	9	M11	III	9		5 L	E1	P001 IBC03 LP01 R001		MP15	T2	TP1	LGBV		3	W12		CW31	CE8	90
1991	CHLOROPRENE, STABILIZED	3	FT1	I	3+6.1	386	0	E0	P001		MP7 MP17	T14	TP2 TP6	L10CH	TU14 TU15 TU38 TE21 TE22	1			CW13 CW28		336
1992	FLAMMABLE LIQUID, TOXIC, N.O.S.	3	FT1	I	3+6.1	274	0	E0	P001		MP7 MP17	T14	TP2 TP27	L10CH	TU14 TU15 TU38 TE21 TE22	1			CW13 CW28		336
1992	FLAMMABLE LIQUID, TOXIC, N.O.S.	3	FT1	II	3+6.1	274	1 L	E2	P001 IBC02		MP19	T7	TP2	L4BH	TU15	2			CW13 CW28	CE7	336
1992	FLAMMABLE LIQUID, TOXIC, N.O.S.	3	FT1	III	3+6.1	274	5 L	E1	P001 IBC03 R001		MP19	T7	TP1 TP28	L4BH	TU15	3	W12		CW13 CW28	CE4	36
1993	FLAMMABLE LIQUID, N.O.S.	3	F1	I	3	274	0	E3	P001		MP7 MP17	T11	TP1 TP27	L4BN		1					33
1993	FLAMMABLE LIQUID, N.O.S. (vapour pressure at 50 °C more than 110 kPa)	3	F1	II	3	274 601 640C	1 L	E2	P001		MP19	T7	TP1 TP8 TP28	L1.5BN		2				CE7	33
1993	FLAMMABLE LIQUID, N.O.S. (vapour pressure at 50 °C not more than 110 kPa)	3	F1	II	3	274 601 640D	1 L	E2	P001 IBC02 R001		MP19	T7	TP1 TP8 TP28	LGBF		2				CE7	33

UN No.	Name and description	Class	Classification code	Packing group	Labels	Special provisions	Limited and excepted quantities		Packaging			Portable tanks and bulk containers		RID Tanks		Transport category	Special provisions for carriage			Colis express (express parcels)	Hazard identification No.
									Packing instructions	Special packing provisions	Mixed packing provisions	Instructions	Special provisions	Tank code	Special provisions		Packages	Bulk	Loading, unloading and handling		
	3.1.2	2.2	2.2	2.1.1.3	5.2.2	3.3	3.4/3.5.1.2		4.1.4	4.1.4	4.1.10	4.2.5.2, 7.3.2	4.2.5.3	4.3	4.3.5, 6.8.4	1.1.3.1(c)	7.2.4	7.3.3	7.5.11	7.6	5.3.2.3
(1)	(2)	(3a)	(3b)	(4)	(5)	(6)	(7a)	(7b)	(8)	(9a)	(9b)	(10)	(11)	(12)	(13)	(15)	(16)	(17)	(18)	(19)	(20)
1993	FLAMMABLE LIQUID, N.O.S.	3	F1	III	3	274 601	5 L	E1	P001 IBC03 LP01 R001		MP19	T4	TP1 TP29	LGBF		3	W12			CE4	30
1993	FLAMMABLE LIQUID, N.O.S. (having a flash-point below 23 °C and viscous according to 2.2.3.1.4) (vapour pressure at 50 °C more than 110 kPa)	3	F1	III	3	274 601	5 L	E1	P001 R001		MP19					3				CE4	33
1993	FLAMMABLE LIQUID, N.O.S. (having a flash-point below 23 °C and viscous according to 2.2.3.1.4) (vapour pressure at 50 °C not more than 110 kPa)	3	F1	III	3	274 601	5 L	E1	P001 IBC02 R001	BB4	MP19					3				CE4	33
1994	IRON PENTACARBONYL	6.1	TF1	I	6.1+3	354	0	E0	P601		MP2	T22	TP2	L15CH	TU14 TU15 TU31 TU38 TE21 TE22 TE25 TM3	1			CW13 CW28 CW31		663
1999	TARS, LIQUID, including road oils, and cutback bitumens (vapour pressure at 50 °C more than 110 kPa)	3	F1	II	3	640C	5 L	E2	P001		MP19	T3	TP3 TP29	L1.5BN		2				CE7	33
1999	TARS, LIQUID, including road oils, and cutback bitumens (vapour pressure at 50 °C not more than 110 kPa)	3	F1	II	3	640D	5 L	E2	P001 IBC02 R001		MP19	T3	TP3 TP29	LGBF		2				CE7	33
1999	TARS, LIQUID, including road oils, and cutback bitumens	3	F1	III	3		5 L	E1	P001 IBC03 LP01 R001		MP19	T1	TP3	LGBF		3	W12			CE4	30
1999	TARS, LIQUID, including road oils, and cutback bitumens (having a flash-point below 23 °C and viscous according to 2.2.3.1.4) (vapour pressure at 50 °C more than 110 kPa)	3	F1	III	3		5 L	E1	P001 R001		MP19					3				CE4	33

UN No.	Name and description	Class	Classification code	Packing group	Labels	Special provisions	Limited and excepted quantities		Packaging			Portable tanks and bulk containers		RID Tanks		Transport category	Special provisions for carriage			Colis express (express parcels)	Hazard identification No.
									Packing instructions	Special packing provisions	Mixed packing provisions	Instructions	Special provisions	Tank code	Special provisions		Packages	Bulk	Loading, unloading and handling		
	3.1.2	2.2	2.2	2.1.1.3	5.2.2	3.3	3.4/3.5.1.2		4.1.4	4.1.4	4.1.10	4.2.5.2, 7.3.2	4.2.5.3	4.3	4.3.5, 6.8.4	1.1.3.1(c)	7.2.4	7.3.3	7.5.11	7.6	5.3.2.3
(1)	(2)	(3a)	(3b)	(4)	(5)	(6)	(7a)	(7b)	(8)	(9a)	(9b)	(10)	(11)	(12)	(13)	(15)	(16)	(17)	(18)	(19)	(20)
1999	TARS, LIQUID, including road oils, and cutback bitumens (having a flash-point below 23 °C and viscous according to 2.2.3.1.4) (vapour pressure at 50 °C not more than 110 kPa)	3	F1	III	3		5 L	E1	P001 IBC02 R001	BB4	MP19					3				CE4	33
2000	CELLULOID in block, rods, rolls, sheets, tubes, etc., except scrap	4.1	F1	III	4.1	383 502	5 kg	E1	P002 LP02 R001	PP7	MP11					3	W1			CE11	40
2001	COBALT NAPHTHENATES, POWDER	4.1	F3	III	4.1		5 kg	E1	P002 IBC08 LP02 R001	B3	MP11	T1	TP33	SGAV		3	W1	VC1 VC2		CE11	40
2002	CELLULOID, SCRAP	4.2	S2	III	4.2	526 592	0	E0	P002 IBC08 LP02 R001	PP8 B3	MP14					3	W1			CE11	40
2004	MAGNESIUM DIAMIDE	4.2	S4	II	4.2		0	E2	P410 IBC06		MP14	T3	TP33	SGAN		2	W1			CE10	40
2006	PLASTICS, NITROCELLULOSE-BASED, SELF-HEATING, N.O.S.	4.2	S2	III	4.2	274 528	0	E0	P002 R001		MP14					3	W1			CE11	40
2008	ZIRCONIUM POWDER, DRY	4.2	S4	I	4.2	524 540	0	E0	P404		MP13	T21	TP7 TP33			0	W1				43
2008	ZIRCONIUM POWDER, DRY	4.2	S4	II	4.2	524 540	0	E2	P410 IBC06		MP14	T3	TP33	SGAN		2	W1			CE10	40
2008	ZIRCONIUM POWDER, DRY	4.2	S4	III	4.2	524 540	0	E1	P002 IBC08 LP02 R001	B3	MP14	T1	TP33	SGAN		3	W1	VC1 VC2 AP1		CE11	40
2009	ZIRCONIUM, DRY, finished sheets, strip or coiled wire	4.2	S4	III	4.2	524 592	0	E1	P002 LP02 R001		MP14					3	W1	VC1 VC2 AP1		CE11	40
2010	MAGNESIUM HYDRIDE	4.3	W2	I	4.3		0	E0	P403		MP2					1	W1		CW23		X423
2011	MAGNESIUM PHOSPHIDE	4.3	WT2	I	4.3+6.1		0	E0	P403		MP2					1	W1		CW23 CW28		X462
2012	POTASSIUM PHOSPHIDE	4.3	WT2	I	4.3+6.1		0	E0	P403		MP2					1	W1		CW23 CW28		X462

UN No.	Name and description	Class	Classification code	Packing group	Labels	Special provisions	Limited and excepted quantities		Packaging			Portable tanks and bulk containers		RID Tanks		Transport category	Special provisions for carriage			Colis express (express parcels)	Hazard identification No.
									Packing instructions	Special packing provisions	Mixed packing provisions	Instructions	Special provisions	Tank code	Special provisions		Packages	Bulk	Loading, unloading and handling		
	3.1.2	2.2	2.2	2.1.1.3	5.2.2	3.3	3.4/3.5.1.2		4.1.4	4.1.4	4.1.10	4.2.5.2, 7.3.2	4.2.5.3	4.3	4.3.5, 6.8.4	1.1.3.1(c)	7.2.4	7.3.3	7.5.11	7.6	5.3.2.3
(1)	(2)	(3a)	(3b)	(4)	(5)	(6)	(7a)	(7b)	(8)	(9a)	(9b)	(10)	(11)	(12)	(13)	(15)	(16)	(17)	(18)	(19)	(20)
2013	STRONTIUM PHOSPHIDE	4.3	WT2	I	4.3+6.1		0	E0	P403		MP2					1	W1		CW23 CW28		X462
2014	HYDROGEN PEROXIDE, AQUEOUS SOLUTION with not less than 20% but not more than 60% hydrogen peroxide (stabilized as necessary)	5.1	OC1	II	5.1+8		1 L	E2	P504 IBC02	PP10 B5	MP15	T7	TP2 TP6 TP24	L4BV(+)	TU3 TC2 TE8 TE11 TT1	2			CW24	CE6	58
2015	HYDROGEN PEROXIDE, AQUEOUS SOLUTION, STABILIZED with more than 70% hydrogen peroxide	5.1	OC1	I	5.1+8	640N	0	E0	P501		MP2	T9	TP2 TP6 TP24	L4DV(+)	TU3 TU28 TC2 TE8 TE9 TE16 TT1	1	W5		CW24		559
2015	HYDROGEN PEROXIDE, AQUEOUS SOLUTION, STABILIZED with more than 60% hydrogen peroxide and not more than 70% hydrogen peroxide	5.1	OC1	I	5.1+8	640O	0	E0	P501		MP2	T9	TP2 TP6 TP24	L4BV(+)	TU3 TU28 TC2 TE7 TE8 TE9 TE16 TT1	1	W5		CW24		559
2016	AMMUNITION, TOXIC, NON-EXPLOSIVE without burster or expelling charge, non-fuzed	6.1	T2		6.1		0	E0	P600		MP10					2			CW13 CW28 CW31	CE9	60
2017	AMMUNITION, TEAR-PRODUCING, NON-EXPLOSIVE without burster or expelling charge, non-fuzed	6.1	TC2		6.1+8		0	E0	P600							2			CW13 CW28 CW31		68
2018	CHLOROANILINES, SOLID	6.1	T2	II	6.1		500 g	E4	P002 IBC08	B4	MP10	T3	TP33	SGAH L4BH	TU15	2	W11		CW13 CW28 CW31	CE9	60
2019	CHLOROANILINES, LIQUID	6.1	T1	II	6.1		100 ml	E4	P001 IBC02		MP15	T7	TP2	L4BH	TU15	2			CW13 CW28 CW31	CE5	60

UN No.	Name and description	Class	Classification code	Packing group	Labels	Special provisions	Limited and excepted quantities		Packaging			Portable tanks and bulk containers		RID Tanks		Transport category	Special provisions for carriage			Colis express (express parcels)	Hazard identification No.
									Packing instructions	Special packing provisions	Mixed packing provisions	Instructions	Special provisions	Tank code	Special provisions		Packages	Bulk	Loading, unloading and handling		
	3.1.2	2.2	2.2	2.1.1.3	5.2.2	3.3	3.4/3.5.1.2		4.1.4	4.1.4	4.1.10	4.2.5.2, 7.3.2	4.2.5.3	4.3	4.3.5, 6.8.4	1.1.3.1(c)	7.2.4	7.3.3	7.5.11	7.6	5.3.2.3
(1)	(2)	(3a)	(3b)	(4)	(5)	(6)	(7a)	(7b)	(8)	(9a)	(9b)	(10)	(11)	(12)	(13)	(15)	(16)	(17)	(18)	(19)	(20)
2020	CHLOROPHENOLS, SOLID	6.1	T2	III	6.1	205	5 kg	E1	P002 IBC08 LP02 R001	B3	MP10	T1	TP33	SGAH	TU15	2		VC1 VC2 AP7	CW13 CW28 CW31	CE11	60
2021	CHLOROPHENOLS, LIQUID	6.1	T1	III	6.1		5 L	E1	P001 IBC03 LP01 R001		MP19	T4	TP1	L4BH	TU15	2	W12		CW13 CW28 CW31	CE8	60
2022	CRESYLIC ACID	6.1	TC1	II	6.1+8		100 ml	E4	P001 IBC02		MP15	T7	TP2	L4BH	TU15	2			CW13 CW28 CW31	CE5	68
2023	EPICHLOROHYDRIN	6.1	TF1	II	6.1+3	279	100 ml	E4	P001 IBC02		MP15	T7	TP2	L4BH	TU15	2			CW13 CW28 CW31	CE5	63
2024	MERCURY COMPOUND, LIQUID, N.O.S.	6.1	T4	I	6.1	43 274	0	E5	P001		MP8 MP17			L10CH	TU14 TU15 TU38 TE21 TE22	1			CW13 CW28 CW31		66
2024	MERCURY COMPOUND, LIQUID, N.O.S.	6.1	T4	II	6.1	43 274	100 ml	E4	P001 IBC02		MP15			L4BH	TU15	2			CW13 CW28 CW31	CE5	60
2024	MERCURY COMPOUND, LIQUID, N.O.S.	6.1	T4	III	6.1	43 274	5 L	E1	P001 IBC03 LP01 R001		MP19			L4BH	TU15	2	W12		CW13 CW28 CW31	CE8	60
2025	MERCURY COMPOUND, SOLID, N.O.S.	6.1	T5	I	6.1	43 66 274 529	0	E5	P002 IBC07		MP18	T6	TP33	S10AH	TU15	1	W10		CW13 CW28 CW31		66
2025	MERCURY COMPOUND, SOLID, N.O.S.	6.1	T5	II	6.1	43 66 274 529	500 g	E4	P002 IBC08	B4	MP10	T3	TP33	SGAH	TU15	2	W11		CW13 CW28 CW31	CE9	60

UN No.	Name and description	Class	Classification code	Packing group	Labels	Special provisions	Limited and excepted quantities		Packaging			Portable tanks and bulk containers		RID Tanks		Transport category	Special provisions for carriage			Colis express (express parcels)	Hazard identification No.
									Packing instructions	Special packing provisions	Mixed packing provisions	Instructions	Special provisions	Tank code	Special provisions		Packages	Bulk	Loading, unloading and handling		
	3.1.2	2.2	2.2	2.1.1.3	5.2.2	3.3	3.4/3.5.1.2		4.1.4	4.1.4	4.1.10	4.2.5.2, 7.3.2	4.2.5.3	4.3	4.3.5, 6.8.4	1.1.3.1(c)	7.2.4	7.3.3	7.5.11	7.6	5.3.2.3
(1)	(2)	(3a)	(3b)	(4)	(5)	(6)	(7a)	(7b)	(8)	(9a)	(9b)	(10)	(11)	(12)	(13)	(15)	(16)	(17)	(18)	(19)	(20)
2025	MERCURY COMPOUND, SOLID, N.O.S.	6.1	T5	III	6.1	43 66 274 529	5 kg	E1	P002 IBC08 LP02 R001	B3	MP10	T1	TP33	SGAH	TU15	2		VC1 VC2 AP7	CW13 CW28 CW31	CE11	60
2026	PHENYLMERCURIC COMPOUND, N.O.S.	6.1	T3	I	6.1	43 274	0	E5	P002 IBC07		MP18	T6	TP33	S10AH L10CH	TU14 TU15 TU38 TE21 TE22	1	W10		CW13 CW28 CW31		66
2026	PHENYLMERCURIC COMPOUND, N.O.S.	6.1	T3	II	6.1	43 274	500 g	E4	P002 IBC08	B4	MP10	T3	TP33	SGAH L4BH	TU15	2	W11		CW13 CW28 CW31	CE9	60
2026	PHENYLMERCURIC COMPOUND, N.O.S.	6.1	T3	III	6.1	43 274	5 kg	E1	P002 IBC08 LP02 R001	B3	MP10	T1	TP33	SGAH L4BH	TU15	2		VC1 VC2 AP7	CW13 CW28 CW31	CE11	60
2027	SODIUM ARSENITE, SOLID	6.1	T5	II	6.1	43	500 g	E4	P002 IBC08	B4	MP10	T3	TP33	SGAH	TU15	2	W11		CW13 CW28 CW31	CE9	60
2028	BOMBS, SMOKE, NON-EXPLOSIVE with corrosive liquid, without initiating device	8	C11	II	8		0	E0	P803							2					80
2029	HYDRAZINE, ANHYDROUS	8	CFT	I	8+3+6.1		0	E0	P001		MP8 MP17					1			CW13 CW28		886
2030	HYDRAZINE AQUEOUS SOLUTION, with more than 37% hydrazine by mass	8	CT1	I	8+6.1	530	0	E0	P001		MP8 MP17	T10	TP2	L10BH	TU38 TE22	1			CW13 CW28		886
2030	HYDRAZINE AQUEOUS SOLUTION, with more than 37% hydrazine by mass	8	CT1	II	8+6.1	530	1 L	E0	P001 IBC02		MP15	T7	TP2	L4BN		2			CW13 CW28	CE6	86
2030	HYDRAZINE AQUEOUS SOLUTION, with more than 37% hydrazine by mass	8	CT1	III	8+6.1	530	5 L	E1	P001 IBC03 LP01 R001		MP19	T4	TP1	L4BN		3	W12		CW13 CW28	CE6	86
2031	NITRIC ACID, other than red fuming, with more than 70% nitric acid	8	CO1	I	8+5.1		0	E0	P001	PP81	MP8 MP17	T10	TP2	L10BH	TU38 TC6 TE22 TT1	1			CW24		885

UN No.	Name and description	Class	Classification code	Packing group	Labels	Special provisions	Limited and excepted quantities		Packaging			Portable tanks and bulk containers		RID Tanks		Transport category	Special provisions for carriage			Colis express (express parcels)	Hazard identification No.
									Packing instructions	Special packing provisions	Mixed packing provisions	Instructions	Special provisions	Tank code	Special provisions		Packages	Bulk	Loading, unloading and handling		
	3.1.2	2.2	2.2	2.1.1.3	5.2.2	3.3	3.4/3.5.1.2		4.1.4	4.1.4	4.1.10	4.2.5.2, 7.3.2	4.2.5.3	4.3	4.3.5, 6.8.4	1.1.3.1(c)	7.2.4	7.3.3	7.5.11	7.6	5.3.2.3
(1)	(2)	(3a)	(3b)	(4)	(5)	(6)	(7a)	(7b)	(8)	(9a)	(9b)	(10)	(11)	(12)	(13)	(15)	(16)	(17)	(18)	(19)	(20)
2031	NITRIC ACID, other than red fuming, with at least 65%, but not more than 70% nitric acid	8	CO1	II	8+5.1		1 L	E2	P001 IBC02	PP81 B15	MP15	T8	TP2	L4BN	TU42	2			CW24	CE6	85
2031	NITRIC ACID, other than red fuming, with less than 65% nitric acid	8	C1	II	8		1 L	E2	P001 IBC02	PP81 B15	MP15	T8	TP2	L4BN	TU42	2				CE6	80
2032	NITRIC ACID, RED FUMING	8	COT	I	8+5.1+6.1		0	E0	P602		MP8 MP17	T20	TP2	L10BH	TU38 TC6 TE22 TT1	1			CW13 CW24 CW28		856
2033	POTASSIUM MONOXIDE	8	C6	II	8		1 kg	E2	P002 IBC08	B4	MP10	T3	TP33	SGAN		2	W11			CE10	80
2034	HYDROGEN AND METHANE MIXTURE, COMPRESSED	2	1F		2.1 (+13)	662	0	E0	P200		MP9	(M)		CxBN(M)	TU38 TE22 TA4 TT9	2			CW9 CW10 CW36	CE3	23
2035	1,1,1-TRIFLUOROETHANE (REFRIGERANT GAS R 143a)	2	2F		2.1 (+13)	662	0	E0	P200		MP9	T50 (M)		PxBN(M)	TU38 TE22 TA4 TT9 TM6	2			CW9 CW10 CW36	CE3	23
2036	XENON	2	2A		2.2 (+13)	378 660 662	120 ml	E1	P200		MP9	(M)		PxBN(M)	TA4 TT9 TM6	3			CW9 CW10 CW36	CE3	20
2037	RECEPTACLES, SMALL, CONTAINING GAS (GAS CARTRIDGES) without a release device, non-refillable	2	5A		2.2	191 303 344	1 L	E0	P003	PP17 RR6	MP9					3			CW9 CW12	CE2	20
2037	RECEPTACLES, SMALL, CONTAINING GAS (GAS CARTRIDGES) without a release device, non-refillable	2	5F		2.1	191 303 344	1 L	E0	P003	PP17 RR6	MP9					2			CW9 CW12	CE2	23
2037	RECEPTACLES, SMALL, CONTAINING GAS (GAS CARTRIDGES) without a release device, non-refillable	2	5O		2.2+5.1	191 303 344	1 L	E0	P003	PP17 RR6	MP9					3			CW9 CW12	CE2	25
2037	RECEPTACLES, SMALL, CONTAINING GAS (GAS CARTRIDGES) without a release device, non-refillable	2	5T		2.3	303 344	120 ml	E0	P003	PP17 RR6	MP9					1			CW9 CW12		26

UN No.	Name and description	Class	Classification code	Packing group	Labels	Special provisions	Limited and excepted quantities		Packaging			Portable tanks and bulk containers		RID Tanks		Transport category	Special provisions for carriage			Colis express (express parcels)	Hazard identification No.
									Packing instructions	Special packing provisions	Mixed packing provisions	Instructions	Special provisions	Tank code	Special provisions		Packages	Bulk	Loading, unloading and handling		
	3.1.2	2.2	2.2	2.1.1.3	5.2.2	3.3	3.4/3.5.1.2		4.1.4	4.1.4	4.1.10	4.2.5.2, 7.3.2	4.2.5.3	4.3	4.3.5, 6.8.4	1.1.3.1(c)	7.2.4	7.3.3	7.5.11	7.6	5.3.2.3
(1)	(2)	(3a)	(3b)	(4)	(5)	(6)	(7a)	(7b)	(8)	(9a)	(9b)	(10)	(11)	(12)	(13)	(15)	(16)	(17)	(18)	(19)	(20)
2037	RECEPTACLES, SMALL, CONTAINING GAS (GAS CARTRIDGES) without a release device, non-refillable	2	5TC		2.3+8	303 344	120 ml	E0	P003	PP17 RR6	MP9					1			CW9 CW12		268
2037	RECEPTACLES, SMALL, CONTAINING GAS (GAS CARTRIDGES) without a release device, non-refillable	2	5TF		2.3+2.1	303 344	120 ml	E0	P003	PP17 RR6	MP9					1			CW9 CW12		263
2037	RECEPTACLES, SMALL, CONTAINING GAS (GAS CARTRIDGES) without a release device, non-refillable	2	5TFC		2.3+2.1+8	303 344	120 ml	E0	P003	PP17 RR6	MP9					1			CW9 CW12		263
2037	RECEPTACLES, SMALL, CONTAINING GAS (GAS CARTRIDGES) without a release device, non-refillable	2	5TO		2.3+5.1	303 344	120 ml	E0	P003	PP17 RR6	MP9					1			CW9 CW12		265
2037	RECEPTACLES, SMALL, CONTAINING GAS (GAS CARTRIDGES) without a release device, non-refillable	2	5TOC		2.3+5.1+8	303 344	120 ml	E0	P003	PP17 RR6	MP9					1			CW9 CW12		265
2038	DINITROTOLUENES, LIQUID	6.1	T1	II	6.1		100 ml	E4	P001 IBC02		MP15	T7	TP2	L4BH	TU15	2			CW13 CW28 CW31	CE5	60
2044	2,2-DIMETHYLPROPANE	2	2F		2.1 (+13)	662	0	E0	P200		MP9	(M)		PxBN(M)	TU38 TE22 TA4 TT9 TM6	2			CW9 CW10 CW36	CE3	23
2045	ISOBUTYRALDEHYDE (ISOBUTYL ALDEHYDE)	3	F1	II	3		1 L	E2	P001 IBC02 R001		MP19	T4	TP1	LGBF		2				CE7	33
2046	CYMENES	3	F1	III	3		5 L	E1	P001 IBC03 LP01 R001		MP19	T2	TP1	LGBF		3	W12			CE4	30
2047	DICHLOROPROPENES	3	F1	II	3		1 L	E2	P001 IBC02 R001		MP19	T4	TP1	LGBF		2				CE7	33
2047	DICHLOROPROPENES	3	F1	III	3		5 L	E1	P001 IBC03 LP01 R001		MP19	T2	TP1	LGBF		3	W12			CE4	30

UN No.	Name and description	Class	Classification code	Packing group	Labels	Special provisions	Limited and excepted quantities		Packaging			Portable tanks and bulk containers		RID Tanks		Transport category	Special provisions for carriage			Colis express (express parcels)	Hazard identification No.
									Packing instructions	Special packing provisions	Mixed packing provisions	Instructions	Special provisions	Tank code	Special provisions		Packages	Bulk	Loading, unloading and handling		
	3.1.2	2.2	2.2	2.1.1.3	5.2.2	3.3	3.4/3.5.1.2		4.1.4	4.1.4	4.1.10	4.2.5.2, 7.3.2	4.2.5.3	4.3	4.3.5, 6.8.4	1.1.3.1(c)	7.2.4	7.3.3	7.5.11	7.6	5.3.2.3
(1)	(2)	(3a)	(3b)	(4)	(5)	(6)	(7a)	(7b)	(8)	(9a)	(9b)	(10)	(11)	(12)	(13)	(15)	(16)	(17)	(18)	(19)	(20)
2048	DICYCLOPENTADIENE	3	F1	III	3		5 L	E1	P001 IBC03 LP01 R001		MP19	T2	TP1	LGBF		3	W12			CE4	30
2049	DIETHYLBENZENE	3	F1	III	3		5 L	E1	P001 IBC03 LP01 R001		MP19	T2	TP1	LGBF		3	W12			CE4	30
2050	DIISOBUTYLENE, ISOMERIC COMPOUNDS	3	F1	II	3		1 L	E2	P001 IBC02 R001		MP19	T4	TP1	LGBF		2				CE7	33
2051	2-DIMETHYLAMINOETHANOL	8	CF1	II	8+3		1 L	E2	P001 IBC02		MP15	T7	TP2	L4BN		2				CE6	83
2052	DIPENTENE	3	F1	III	3		5 L	E1	P001 IBC03 LP01 R001		MP19	T2	TP1	LGBF		3	W12			CE4	30
2053	METHYL ISOBUTYL CARBINOL	3	F1	III	3		5 L	E1	P001 IBC03 LP01 R001		MP19	T2	TP1	LGBF		3	W12			CE4	30
2054	MORPHOLINE	8	CF1	I	8+3		0	E0	P001		MP8 MP17	T10	TP2	L10BH	TU38 TE22	1					883
2055	STYRENE MONOMER, STABILIZED	3	F1	III	3	386	5 L	E1	P001 IBC03 LP01 R001		MP19	T2	TP1	LGBF		3	W12			CE4	39
2056	TETRAHYDROFURAN	3	F1	II	3		1 L	E2	P001 IBC02 R001		MP19	T4	TP1	LGBF		2				CE7	33
2057	TRIPROPYLENE	3	F1	II	3		1 L	E2	P001 IBC02 R001		MP19	T4	TP1	LGBF		2				CE7	33
2057	TRIPROPYLENE	3	F1	III	3		5 L	E1	P001 IBC03 LP01 R001		MP19	T2	TP1	LGBF		3	W12			CE4	30

UN No.	Name and description	Class	Classification code	Packing group	Labels	Special provisions	Limited and excepted quantities		Packaging			Portable tanks and bulk containers		RID Tanks		Transport category	Special provisions for carriage			Colis express (express parcels)	Hazard identification No.
									Packing instructions	Special packing provisions	Mixed packing provisions	Instructions	Special provisions	Tank code	Special provisions		Packages	Bulk	Loading, unloading and handling		
	3.1.2	2.2	2.2	2.1.1.3	5.2.2	3.3	3.4/3.5.1.2		4.1.4	4.1.4	4.1.10	4.2.5.2, 7.3.2	4.2.5.3	4.3	4.3.5, 6.8.4	1.1.3.1(c)	7.2.4	7.3.3	7.5.11	7.6	5.3.2.3
(1)	(2)	(3a)	(3b)	(4)	(5)	(6)	(7a)	(7b)	(8)	(9a)	(9b)	(10)	(11)	(12)	(13)	(15)	(16)	(17)	(18)	(19)	(20)
2058	VALERALDEHYDE	3	F1	II	3		1 L	E2	P001 IBC02 R001		MP19	T4	TP1	LGBF		2				CE7	33
2059	NITROCELLULOSE SOLUTION, FLAMMABLE with not more than 12.6% nitrogen, by dry mass, and not more than 55% nitrocellulose	3	D	I	3	198 531	0	E0	P001		MP7 MP17	T11	TP1 TP8 TP27	L4BN		1					33
2059	NITROCELLULOSE SOLUTION, FLAMMABLE with not more than 12.6% nitrogen, by dry mass, and not more than 55% nitrocellulose (vapour pressure at 50 °C more than 110 kPa)	3	D	II	3	198 531 640C	1 L	E0	P001 IBC02		MP19	T4	TP1 TP8	L1.5BN		2				CE7	33
2059	NITROCELLULOSE SOLUTION, FLAMMABLE with not more than 12.6% nitrogen, by dry mass, and not more than 55% nitrocellulose (vapour pressure at 50 °C not more than 110 kPa)	3	D	II	3	198 531 640D	1 L	E0	P001 IBC02 R001		MP19	T4	TP1 TP8	LGBF		2				CE7	33
2059	NITROCELLULOSE SOLUTION, FLAMMABLE with not more than 12.6% nitrogen, by dry mass, and not more than 55% nitrocellulose	3	D	III	3	198 531	5 L	E0	P001 IBC03 LP01 R001		MP19	T2	TP1	LGBF		3	W12			CE4	30
2067	AMMONIUM NITRATE BASED FERTILIZER	5.1	O2	III	5.1	306 307	5 kg	E1	P002 IBC08 LP02 R001	B3	MP10	T1 BK1 BK2 BK3	TP33	SGAV	TU3	3		VC1 VC2 AP6 AP7	CW24	CE11	50
2071	AMMONIUM NITRATE BASED FERTILIZER	9	M11			193															
2073	AMMONIA SOLUTION, relative density less than 0.880 at 15 °C in water, with more than 35% but not more than 50% ammonia	2	4A		2.2 (+13)	532	120 ml	E0	P200		MP9	(M)		PxBN(M)	TA4 TT9 TM6	3			CW9 CW10	CE2	20
2074	ACRYLAMIDE, SOLID	6.1	T2	III	6.1		5 kg	E1	P002 IBC08 LP02 R001	B3	MP10	T1	TP33	SGAH L4BH	TU15	2		VC1 VC2 AP7	CW13 CW28 CW31	CE11	60

UN No.	Name and description	Class	Classifi- cation code	Packing group	Labels	Special provi- sions	Limited and excepted quantities		Packaging			Portable tanks and bulk containers		RID Tanks		Transport category	Special provisions for carriage			Colis express (express parcels)	Hazard identifi- cation No.
									Packing instructions	Special packing provisions	Mixed packing provi- sions	Instruc- tions	Special provi- sions	Tank code	Special provi- sions		Packages	Bulk	Loading, unloading and handling		
	3.1.2	2.2	2.2	2.1.1.3	5.2.2	3.3	3.4/3.5.1.2		4.1.4	4.1.4	4.1.10	4.2.5.2, 7.3.2	4.2.5.3	4.3	4.3.5, 6.8.4	1.1.3.1(c)	7.2.4	7.3.3	7.5.11	7.6	5.3.2.3
(1)	(2)	(3a)	(3b)	(4)	(5)	(6)	(7a)	(7b)	(8)	(9a)	(9b)	(10)	(11)	(12)	(13)	(15)	(16)	(17)	(18)	(19)	(20)
2075	CHLORAL, ANHYDROUS, STABILIZED	6.1	T1	II	6.1		100 ml	E4	P001 IBC02		MP15	T7	TP2	L4BH	TU15	2			CW13 CW28 CW31	CE5	69
2076	CRESOLS, LIQUID	6.1	TC1	II	6.1+8		100 ml	E4	P001 IBC02		MP15	T7	TP2	L4BH	TU15	2			CW13 CW28 CW31	CE5	68
2077	alpha-NAPHTHYLAMINE	6.1	T2	III	6.1		5 kg	E1	P002 IBC08 LP02 R001	B3	MP10	T1	TP33	SGAH L4BH	TU15	2		VC1 VC2 AP7	CW13 CW28 CW31	CE11	60
2078	TOLUENE DIISOCYANATE	6.1	T1	II	6.1	279	100 ml	E4	P001 IBC02		MP15	T7	TP2	L4BH	TU15	2			CW13 CW28 CW31	CE5	60
2079	DIETHYLENETRIAMINE	8	C7	II	8		1 L	E2	P001 IBC02		MP15	T7	TP2	L4BN		2				CE6	80
2186	HYDROGEN CHLORIDE, REFRIGERATED LIQUID	2	3TC	CARRIAGE PROHIBITED																	
2187	CARBON DIOXIDE, REFRIGERATED LIQUID	2	3A		2.2 (+13)		120 ml	E1	P203		MP9	T75	TP5	RxBN	TU19 TA4 TT9 TM6	3	W5		CW9 CW11 CW36	CE2	22
2188	ARSINE	2	2TF		2.3+2.1		0	E0	P200		MP9					1			CW9 CW10 CW36		263
2189	DICHLOROSILANE	2	2TFC		2.3+2.1+8 (+13)		0	E0	P200		MP9	(M)		PxBH(M)	TU38 TE22 TE25 TA4 TT9 TM6	1			CW9 CW10 CW36		263
2190	OXYGEN DIFLUORIDE, COMPRESSED	2	1TOC		2.3+5.1+8		0	E0	P200		MP9					1			CW9 CW10 CW36		265

UN No.	Name and description	Class	Classification code	Packing group	Labels	Special provisions	Limited and excepted quantities		Packaging			Portable tanks and bulk containers		RID Tanks		Transport category	Special provisions for carriage			Colis express (express parcels)	Hazard identification No.
									Packing instructions	Special packing provisions	Mixed packing provisions	Instructions	Special provisions	Tank code	Special provisions		Packages	Bulk	Loading, unloading and handling		
	3.1.2	2.2	2.2	2.1.1.3	5.2.2	3.3	3.4/3.5.1.2		4.1.4	4.1.4	4.1.10	4.2.5.2, 7.3.2	4.2.5.3	4.3	4.3.5, 6.8.4	1.1.3.1(c)	7.2.4	7.3.3	7.5.11	7.6	5.3.2.3
(1)	(2)	(3a)	(3b)	(4)	(5)	(6)	(7a)	(7b)	(8)	(9a)	(9b)	(10)	(11)	(12)	(13)	(15)	(16)	(17)	(18)	(19)	(20)
2191	SULPHURY FLUORIDE	2	2T		2.3 (+13)		0	E0	P200		MP9	(M)		PxBH(M)	TU38 TE22 TE25 TA4 TT9 TM6	1			CW9 CW10 CW36		26
2192	GERMANE	2	2TF		2.3+2.1	632	0	E0	P200		MP9	(M)				1			CW9 CW10 CW36		263
2193	HEXAFLUOROETHANE (REFRIGERANT GAS R 116)	2	2A		2.2 (+13)	662	120 ml	E1	P200		MP9	(M)		PxBN(M)	TA4 TT9 TM6	3			CW9 CW10 CW36	CE3	20
2194	SELENIUM HEXAFLUORIDE	2	2TC		2.3+8		0	E0	P200		MP9					1			CW9 CW10 CW36		268
2195	TELLURIUM HEXAFLUORIDE	2	2TC		2.3+8		0	E0	P200		MP9					1			CW9 CW10 CW36		268
2196	TUNGSTEN HEXAFLUORIDE	2	2TC		2.3+8		0	E0	P200		MP9					1			CW9 CW10 CW36		268
2197	HYDROGEN IODIDE, ANHYDROUS	2	2TC		2.3+8 (+13)		0	E0	P200		MP9	(M)		PxBH(M)	TU38 TE22 TE25 TA4 TT9 TM6	1			CW9 CW10 CW36		268
2198	PHOSPHORUS PENTAFLUORIDE	2	2TC		2.3+8		0	E0	P200		MP9					1			CW9 CW10 CW36		268
2199	PHOSPHINE	2	2TF		2.3+2.1	632	0	E0	P200		MP9					1			CW9 CW10 CW36		263

UN No.	Name and description	Class	Classification code	Packing group	Labels	Special provisions	Limited and excepted quantities		Packaging			Portable tanks and bulk containers		RID Tanks		Transport category	Special provisions for carriage			Colis express (express parcels)	Hazard identification No.
									Packing instructions	Special packing provisions	Mixed packing provisions	Instructions	Special provisions	Tank code	Special provisions		Packages	Bulk	Loading, unloading and handling		
	3.1.2	2.2	2.2	2.1.1.3	5.2.2	3.3	3.4/3.5.1.2		4.1.4	4.1.4	4.1.10	4.2.5.2, 7.3.2	4.2.5.3	4.3	4.3.5, 6.8.4	1.1.3.1(c)	7.2.4	7.3.3	7.5.11	7.6	5.3.2.3
(1)	(2)	(3a)	(3b)	(4)	(5)	(6)	(7a)	(7b)	(8)	(9a)	(9b)	(10)	(11)	(12)	(13)	(15)	(16)	(17)	(18)	(19)	(20)
2200	PROPADIENE, STABILIZED	2	2F		2.1 (+13)	386 662	0	E0	P200		MP9	(M)		PxBN(M)	TU38 TE22 TA4 TT9 TM6	2			CW9 CW10 CW36	CE3	239
2201	NITROUS OXIDE, REFRIGERATED LIQUID	2	3O		2.2+5.1 (+13)		0	E0	P203		MP9	T75	TP5 TP22	RxBN	TU7 TU19 TA4 TT9 TM6	3	W5		CW9 CW11 CW36	CE2	225
2202	HYDROGEN SELENIDE, ANHYDROUS	2	2TF		2.3+2.1		0	E0	P200		MP9					1			CW9 CW10 CW36		263
2203	SILANE	2	2F		2.1 (+13)	632 662	0	E0	P200		MP9	(M)		PxBN(M)	TU38 TE22 TA4 TT9 TM6	2			CW9 CW10 CW36		23
2204	CARBONYL SULPHIDE	2	2TF		2.3+2.1 (+13)		0	E0	P200		MP9	(M)		PxBH(M)	TU38 TE22 TE25 TA4 TT9 TM6	1			CW9 CW10 CW36		263
2205	ADIPONITRILE	6.1	T1	III	6.1		5 L	E1	P001 IBC03 LP01 R001		MP19	T3	TP1	L4BH	TU15	2	W12		CW13 CW28 CW31	CE8	60
2206	ISOCYANATES, TOXIC, N.O.S. or ISOCYANATE SOLUTION, TOXIC, N.O.S.	6.1	T1	II	6.1	274 551	100 ml	E4	P001 IBC02		MP15	T11	TP2 TP27	L4BH	TU15	2			CW13 CW28 CW31	CE5	60
2206	ISOCYANATES, TOXIC, N.O.S. or ISOCYANATE SOLUTION, TOXIC, N.O.S.	6.1	T1	III	6.1	274 551	5 L	E1	P001 IBC03 LP01 R001		MP19	T7	TP1 TP28	L4BH	TU15	2	W12		CW13 CW28 CW31	CE8	60

UN No.	Name and description	Class	Classifi- cation code	Packing group	Labels	Special provi- sions	Limited and excepted quantities		Packaging			Portable tanks and bulk containers		RID Tanks		Transport category	Special provisions for carriage			Colis express (express parcels)	Hazard identi- fication No.
									Packing instructions	Special packing provisions	Mixed packing provi- sions	Instruc- tions	Special provi- sions	Tank code	Special provi- sions		Packages	Bulk	Loading, unloading and handling		
	3.1.2	2.2	2.2	2.1.1.3	5.2.2	3.3	3.4/3.5.1.2		4.1.4	4.1.4	4.1.10	4.2.5.2, 7.3.2	4.2.5.3	4.3	4.3.5, 6.8.4	1.1.3.1(c)	7.2.4	7.3.3	7.5.11	7.6	5.3.2.3
(1)	(2)	(3a)	(3b)	(4)	(5)	(6)	(7a)	(7b)	(8)	(9a)	(9b)	(10)	(11)	(12)	(13)	(15)	(16)	(17)	(18)	(19)	(20)
2208	CALCIUM HYPOCHLORITE MIXTURE, DRY with more than 10% but not more than 39% available chlorine	5.1	O2	III	5.1	314	5 kg	E1	P002 IBC08 LP02 R001	B3 B13 L3	MP10			SGAN	TU3	3			CW24 CW35	CE11	50
2209	FORMALDEHYDE SOLUTION with not less than 25% formaldehyde	8	C9	III	8	533	5 L	E1	P001 IBC03 LP01 R001		MP19	T4	TP1	L4BN		3	W12			CE8	80
2210	MANEB or MANEB PREPARATION with not less than 60% maneb	4.2	SW	III	4.2+4.3	273	0	E1	P002 IBC06 R001		MP14	T1	TP33	SGAN		3	W1	VC1 VC2 AP1		CE11	40
2211	POLYMERIC BEADS, EXPANDABLE, evolving flammable vapour	9	M3	III	None	382 633	5 kg	E1	P002 IBC08 R001	PP14 B3 B6	MP10	T1	TP33	SGAN	TE20	3		VC1 VC2 AP2	CW31 CW36	CE11	90
2212	ASBESTOS, AMPHIBOLE (amosite, tremolite, actinolite, an-thophyllite, crocidolite)	9	M1	II	9	168 274 542	1 kg	E0	P002 IBC08	PP37 B4	MP10	T3	TP33	SGAH	TU15	2	W11		CW13 CW28 CW31	CE9	90
2213	PARAFORMALDEHYDE	4.1	F1	III	4.1		5 kg	E1	P002 IBC08 LP02 R001	PP12 B3	MP10	T1 BK1 BK2 BK3	TP33	SGAV		3	W1 W13	VC1 VC2		CE11	40
2214	PHTHALIC ANHYDRIDE with more than 0.05% of maleic anhydride	8	C4	III	8	169	5 kg	E1	P002 IBC08 LP02 R001	B3	MP10	T1	TP33	SGAV L4BN		3		VC1 VC2 AP7		CE11	80
2215	MALEIC ANHYDRIDE, MOLTEN	8	C3	III	8		0	E0				T4	TP3	L4BN		0				CE8	80
2215	MALEIC ANHYDRIDE	8	C4	III	8		5 kg	E1	P002 IBC08 R001	B3	MP10	T1	TP33	SGAV		3		VC1 VC2 AP7		CE11	80
2216	Fish meal (Fish scrap), stabilized	9	M11	NOT SUBJECT TO RID																	
2217	SEED CAKE with not more than 1.5% oil and not more than 11% moisture	4.2	S2	III	4.2	142	0	E0	P002 IBC08 LP02 R001	PP20 B3 B6	MP14	BK2				3	W1	VC1 VC2 AP1		CE11	40
2218	ACRYLIC ACID, STABILIZED	8	CF1	II	8+3	386	1 L	E2	P001 IBC02		MP15	T7	TP2	L4BN		2				CE6	839

UN No.	Name and description	Class	Classification code	Packing group	Labels	Special provisions	Limited and excepted quantities		Packaging			Portable tanks and bulk containers		RID Tanks		Transport category	Special provisions for carriage			Colis express (express parcels)	Hazard identification No.
									Packing instructions	Special packing provisions	Mixed packing provisions	Instructions	Special provisions	Tank code	Special provisions		Packages	Bulk	Loading, unloading and handling		
	3.1.2	2.2	2.2	2.1.1.3	5.2.2	3.3	3.4/3.5.1.2		4.1.4	4.1.4	4.1.10	4.2.5.2, 7.3.2	4.2.5.3	4.3	4.3.5, 6.8.4	1.1.3.1(c)	7.2.4	7.3.3	7.5.11	7.6	5.3.2.3
(1)	(2)	(3a)	(3b)	(4)	(5)	(6)	(7a)	(7b)	(8)	(9a)	(9b)	(10)	(11)	(12)	(13)	(15)	(16)	(17)	(18)	(19)	(20)
2219	ALLYL GLYCIDYL ETHER	3	F1	III	3		5 L	E1	P001 IBC03 LP01 R001		MP19	T2	TP1	LGBF		3	W12			CE4	30
2222	ANISOLE	3	F1	III	3		5 L	E1	P001 IBC03 LP01 R001		MP19	T2	TP1	LGBF		3	W12			CE4	30
2224	BENZONITRILE	6.1	T1	II	6.1		100 ml	E4	P001 IBC02		MP15	T7	TP2	L4BH	TU15	2			CW13 CW28 CW31	CE5	60
2225	BENZENESULPHONYL CHLORIDE	8	C3	III	8		5 L	E1	P001 IBC03 LP01 R001		MP19	T4	TP1	L4BN		3	W12			CE8	80
2226	BENZOTRICHLORIDE	8	C9	II	8		1 L	E2	P001 IBC02		MP15	T7	TP2	L4BN		2				CE6	80
2227	n-BUTYL METHACRYLATE, STABILIZED	3	F1	III	3	386	5 L	E1	P001 IBC03 LP01 R001		MP19	T2	TP1	LGBF		3	W12			CE4	39
2232	2-CHLOROETHANAL	6.1	T1	I	6.1	354	0	E0	P602		MP8 MP17	T20	TP2	L10CH	TU14 TU15 TU38 TE21 TE22	1			CW13 CW28 CW31		66
2233	CHLOROANISIDINES	6.1	T2	III	6.1		5 kg	E1	P002 IBC08 LP02 R001	B3	MP10	T1	TP33	SGAH L4BH	TU15	2		VC1 VC2 AP7	CW13 CW28 CW31	CE11	60
2234	CHLOROBENZOTRIFLUORIDES	3	F1	III	3		5 L	E1	P001 IBC03 LP01 R001		MP19	T2	TP1	LGBF		3	W12			CE4	30

UN No.	Name and description	Class	Classification code	Packing group	Labels	Special provisions	Limited and excepted quantities		Packaging			Portable tanks and bulk containers		RID Tanks		Transport category	Special provisions for carriage			Colis express (express parcels)	Hazard identification No.
									Packing instructions	Special packing provisions	Mixed packing provisions	Instructions	Special provisions	Tank code	Special provisions		Packages	Bulk	Loading, unloading and handling		
	3.1.2	2.2	2.2	2.1.1.3	5.2.2	3.3	3.4/3.5.1.2		4.1.4	4.1.4	4.1.10	4.2.5.2, 7.3.2	4.2.5.3	4.3	4.3.5, 6.8.4	1.1.3.1(c)	7.2.4	7.3.3	7.5.11	7.6	5.3.2.3
(1)	(2)	(3a)	(3b)	(4)	(5)	(6)	(7a)	(7b)	(8)	(9a)	(9b)	(10)	(11)	(12)	(13)	(15)	(16)	(17)	(18)	(19)	(20)
2235	CHLOROBENZYL CHLORIDES, LIQUID	6.1	T1	III	6.1		5 L	E1	P001 IBC03 LP01 R001		MP19	T4	TP1	L4BH	TU15	2	W12		CW13 CW28 CW31	CE8	60
2236	3-CHLORO-4-METHYLPHENYL ISOCYANATE, LIQUID	6.1	T1	II	6.1		100 ml	E4	P001 IBC02		MP15			L4BH	TU15	2			CW13 CW28 CW31	CE5	60
2237	CHLORONITROANILINES	6.1	T2	III	6.1		5 kg	E1	P002 IBC08 LP02 R001	B3	MP10	T1	TP33	SGAH L4BH	TU15	2		VC1 VC2 AP7	CW13 CW28 CW31	CE11	60
2238	CHLOROTOLUENES	3	F1	III	3		5 L	E1	P001 IBC03 LP01 R001		MP19	T2	TP1	LGBF		3	W12			CE4	30
2239	CHLOROTOLUIDINES, SOLID	6.1	T2	III	6.1		5 kg	E1	P002 IBC08 LP02 R001	B3	MP10	T1	TP33	SGAH L4BH	TU15	2		VC1 VC2 AP7	CW13 CW28 CW31	CE11	60
2240	CHROMOSULPHURIC ACID	8	C1	I	8		0	E0	P001		MP8 MP17	T10	TP2	L10BH	TU38 TE22	1					88
2241	CYCLOHEPTANE	3	F1	II	3		1 L	E2	P001 IBC02 R001		MP19	T4	TP1	LGBF		2				CE7	33
2242	CYCLOHEPTENE	3	F1	II	3		1 L	E2	P001 IBC02 R001		MP19	T4	TP1	LGBF		2				CE7	33
2243	CYCLOHEXYL ACETATE	3	F1	III	3		5 L	E1	P001 IBC03 LP01 R001		MP19	T2	TP1	LGBF		3	W12			CE4	30
2244	CYCLOPENTANOL	3	F1	III	3		5 L	E1	P001 IBC03 LP01 R001		MP19	T2	TP1	LGBF		3	W12			CE4	30

UN No.	Name and description	Class	Classifi- cation code	Packing group	Labels	Special provi- sions	Limited and excepted quantities		Packaging			Portable tanks and bulk containers		RID Tanks		Transport category	Special provisions for carriage			Colis express (express parcels)	Hazard identi- fication No.
									Packing instructions	Special packing provisions	Mixed packing provi- sions	Instruc- tions	Special provi- sions	Tank code	Special provi- sions		Packages	Bulk	Loading, unloading and handling		
	3.1.2	2.2	2.2	2.1.1.3	5.2.2	3.3	3.4/3.5.1.2		4.1.4	4.1.4	4.1.10	4.2.5.2, 7.3.2	4.2.5.3	4.3	4.3.5, 6.8.4	1.1.3.1(c)	7.2.4	7.3.3	7.5.11	7.6	5.3.2.3
(1)	(2)	(3a)	(3b)	(4)	(5)	(6)	(7a)	(7b)	(8)	(9a)	(9b)	(10)	(11)	(12)	(13)	(15)	(16)	(17)	(18)	(19)	(20)
2245	CYCLOPENTANONE	3	F1	III	3		5 L	E1	P001 IBC03 LP01 R001		MP19	T2	TP1	LGBF		3	W12			CE4	30
2246	CYCLOPENTENE	3	F1	II	3		1 L	E2	P001 IBC02	B8	MP19	T7	TP2	L1.5BN		2				CE7	33
2247	n-DECANE	3	F1	III	3		5 L	E1	P001 IBC03 LP01 R001		MP19	T2	TP1	LGBF		3	W12			CE4	30
2248	DI-n-BUTYLAMINE	8	CF1	II	8+3		1 L	E2	P001 IBC02		MP15	T7	TP2	L4BN		2				CE6	83
2249	DICHLORODIMETHYL ETHER, SYMMETRICAL	6.1	TF1	CARRIAGE PROHIBITED																	
2250	DICHLOROPHENYL ISOCYANATES	6.1	T2	II	6.1		500 g	E4	P002 IBC08	B4	MP10	T3	TP33	SGAH L4BH	TU15	2	W11		CW13 CW28 CW31	CE9	60
2251	BICYCLO[2.2.1]HEPTA-2,5-DIENE, STABILIZED (2,5-NORBORNADIENE, STABILIZED)	3	F1	II	3	386	1 L	E2	P001 IBC02 R001		MP19	T7	TP2	LGBF		2				CE7	339
2252	1,2-DIMETHOXYETHANE	3	F1	II	3		1 L	E2	P001 IBC02 R001		MP19	T4	TP1	LGBF		2				CE7	33
2253	N,N-DIMETHYLANILINE	6.1	T1	II	6.1		100 ml	E4	P001 IBC02		MP15	T7	TP2	L4BH	TU15	2			CW13 CW28 CW31	CE5	60
2254	MATCHES, FUSEE	4.1	F1	III	4.1	293	5 kg	E0	P407 R001		MP11					4	W1			CE11	40
2256	CYCLOHEXENE	3	F1	II	3		1 L	E2	P001 IBC02 R001		MP19	T4	TP1	LGBF		2				CE7	33
2257	POTASSIUM	4.3	W2	I	4.3		0	E0	P403 IBC04		MP2	T9	TP7 TP33	L10BN(+)	TU1 TE5 TT3 TM2	1	W1		CW23		X423
2258	1,2-PROPYLENEDIAMINE	8	CF1	II	8+3		1 L	E2	P001 IBC02		MP15	T7	TP2	L4BN		2				CE6	83

UN No.	Name and description	Class	Classification code	Packing group	Labels	Special provisions	Limited and excepted quantities		Packaging			Portable tanks and bulk containers		RID Tanks		Transport category	Special provisions for carriage			Colis express (express parcels)	Hazard identification No.
									Packing instructions	Special packing provisions	Mixed packing provisions	Instructions	Special provisions	Tank code	Special provisions		Packages	Bulk	Loading, unloading and handling		
	3.1.2	2.2	2.2	2.1.1.3	5.2.2	3.3	3.4/3.5.1.2		4.1.4	4.1.4	4.1.10	4.2.5.2, 7.3.2	4.2.5.3	4.3	4.3.5, 6.8.4	1.1.3.1(c)	7.2.4	7.3.3	7.5.11	7.6	5.3.2.3
(1)	(2)	(3a)	(3b)	(4)	(5)	(6)	(7a)	(7b)	(8)	(9a)	(9b)	(10)	(11)	(12)	(13)	(15)	(16)	(17)	(18)	(19)	(20)
2259	TRIETHYLENETETRAMINE	8	C7	II	8		1 L	E2	P001 IBC02		MP15	T7	TP2	L4BN		2				CE6	80
2260	TRIPROPYLAMINE	3	FC	III	3+8		5 L	E1	P001 IBC03 R001		MP19	T4	TP1	L4BN		3	W12			CE4	38
2261	XYLENOLS, SOLID	6.1	T2	II	6.1		500 g	E4	P002 IBC08	B4	MP10	T3	TP33	SGAH L4BH	TU15	2	W11		CW13 CW28 CW31	CE9	60
2262	DIMETHYLCARBAMOYL CHLORIDE	8	C3	II	8		1 L	E2	P001 IBC02		MP15	T7	TP2	L4BN		2				CE6	80
2263	DIMETHYLCYCLOHEXANES	3	F1	II	3		1 L	E2	P001 IBC02 R001		MP19	T4	TP1	LGBF		2				CE7	33
2264	N,N-DIMETHYLCYCLOHEXYLAMINE	8	CF1	II	8+3		1 L	E2	P001 IBC02		MP15	T7	TP2	L4BN		2				CE6	83
2265	N,N-DIMETHYLFORMAMIDE	3	F1	III	3		5 L	E1	P001 IBC03 LP01 R001		MP19	T2	TP2	LGBF		3	W12			CE4	30
2266	DIMETHYL-N-PROPYLAMINE	3	FC	II	3+8		1 L	E2	P001 IBC02		MP19	T7	TP2	L4BH		2				CE7	338
2267	DIMETHYL THIOPHOSPHORYL CHLORIDE	6.1	TC1	II	6.1+8		100 ml	E4	P001 IBC02		MP15	T7	TP2	L4BH	TU15	2			CW13 CW28 CW31	CE5	68
2269	3,3'-IMINODIPROPYLAMINE	8	C7	III	8		5 L	E1	P001 IBC03 LP01 R001		MP19	T4	TP2	L4BN		3	W12			CE8	80
2270	ETHYLAMINE, AQUEOUS SOLUTION with not less than 50% but not more than 70% ethylamine	3	FC	II	3+8		1 L	E2	P001 IBC02		MP19	T7	TP1	L4BH		2				CE7	338
2271	ETHYL AMYL KETONE	3	F1	III	3		5 L	E1	P001 IBC03 LP01 R001		MP19	T2	TP1	LGBF		3	W12			CE4	30

UN No.	Name and description	Class	Classification code	Packing group	Labels	Special provisions	Limited and excepted quantities		Packaging			Portable tanks and bulk containers		RID Tanks		Transport category	Special provisions for carriage			Colis express (express parcels)	Hazard identification No.
									Packing instructions	Special packing provisions	Mixed packing provisions	Instructions	Special provisions	Tank code	Special provisions		Packages	Bulk	Loading, unloading and handling		
	3.1.2	2.2	2.2	2.1.1.3	5.2.2	3.3	3.4/3.5.1.2		4.1.4	4.1.4	4.1.10	4.2.5.2, 7.3.2	4.2.5.3	4.3	4.3.5, 6.8.4	1.1.3.1(c)	7.2.4	7.3.3	7.5.11	7.6	5.3.2.3
(1)	(2)	(3a)	(3b)	(4)	(5)	(6)	(7a)	(7b)	(8)	(9a)	(9b)	(10)	(11)	(12)	(13)	(15)	(16)	(17)	(18)	(19)	(20)
2272	N-ETHYLANILINE	6.1	T1	III	6.1		5 L	E1	P001 IBC03 LP01 R001		MP19	T4	TP1	L4BH	TU15	2	W12		CW13 CW28 CW31	CE8	60
2273	2-ETHYLANILINE	6.1	T1	III	6.1		5 L	E1	P001 IBC03 LP01 R001		MP19	T4	TP1	L4BH	TU15	2	W12		CW13 CW28 CW31	CE8	60
2274	N-ETHYL-N-BENZYLANILINE	6.1	T1	III	6.1		5 L	E1	P001 IBC03 LP01 R001		MP19	T4	TP1	L4BH	TU15	2	W12		CW13 CW28 CW31	CE8	60
2275	2-ETHYLBUTANOL	3	F1	III	3		5 L	E1	P001 IBC03 LP01 R001		MP19	T2	TP1	LGBF		3	W12			CE4	30
2276	2-ETHYLHEXYLAMINE	3	FC	III	3+8		5 L	E1	P001 IBC03 R001		MP19	T4	TP1	L4BN		3	W12			CE4	38
2277	ETHYL METHACRYLATE, STABILIZED	3	F1	II	3	386	1 L	E2	P001 IBC02 R001		MP19	T4	TP1	LGBF		2				CE7	339
2278	n-HEPTENE	3	F1	II	3		1 L	E2	P001 IBC02 R001		MP19	T4	TP1	LGBF		2				CE7	33
2279	HEXACHLOROBUTADIENE	6.1	T1	III	6.1		5 L	E1	P001 IBC03 LP01 R001		MP19	T4	TP1	L4BH	TU15	2	W12		CW13 CW28 CW31	CE8	60
2280	HEXAMETHYLENEDIAMINE, SOLID	8	C8	III	8		5 kg	E1	P002 IBC08 LP02 R001	B3	MP10	T1	TP33	SGAV L4BN		3		VC1 VC2 AP7		CE11	80
2281	HEXAMETHYLENE DIISOCYANATE	6.1	T1	II	6.1		100 ml	E4	P001 IBC02		MP15	T7	TP2	L4BH	TU15	2			CW13 CW28 CW31	CE5	60

UN No.	Name and description	Class	Classification code	Packing group	Labels	Special provisions	Limited and excepted quantities		Packaging			Portable tanks and bulk containers		RID Tanks		Transport category	Special provisions for carriage			Colis express (express parcels)	Hazard identification No.
									Packing instructions	Special packing provisions	Mixed packing provisions	Instructions	Special provisions	Tank code	Special provisions		Packages	Bulk	Loading, unloading and handling		
	3.1.2	2.2	2.2	2.1.1.3	5.2.2	3.3	3.4/3.5.1.2		4.1.4	4.1.4	4.1.10	4.2.5.2, 7.3.2	4.2.5.3	4.3	4.3.5, 6.8.4	1.1.3.1(c)	7.2.4	7.3.3	7.5.11	7.6	5.3.2.3
(1)	(2)	(3a)	(3b)	(4)	(5)	(6)	(7a)	(7b)	(8)	(9a)	(9b)	(10)	(11)	(12)	(13)	(15)	(16)	(17)	(18)	(19)	(20)
2282	HEXANOLS	3	F1	III	3		5 L	E1	P001 IBC03 LP01 R001		MP19	T2	TP1	LGBF		3	W12			CE4	30
2283	ISOBUTYL METHACRYLATE, STABILIZED	3	F1	III	3	386	5 L	E1	P001 IBC03 LP01 R001		MP19	T2	TP1	LGBF		3	W12			CE4	39
2284	ISOBUTYRONITRILE	3	FT1	II	3+6.1		1 L	E2	P001 IBC02		MP19	T7	TP2	L4BH	TU15	2			CW13 CW28	CE7	336
2285	ISOCYANATOBENZOTRIFLUORIDES	6.1	TF1	II	6.1+3		100 ml	E4	P001 IBC02		MP15	T7	TP2	L4BH	TU15	2			CW13 CW28 CW31	CE5	63
2286	PENTAMETHYLHEPTANE	3	F1	III	3		5 L	E1	P001 IBC03 LP01 R001		MP19	T2	TP1	LGBF		3	W12			CE4	30
2287	ISOHEPTENE	3	F1	II	3		1 L	E2	P001 IBC02 R001		MP19	T4	TP1	LGBF		2				CE7	33
2288	ISOHEXENE	3	F1	II	3		1 L	E2	P001 IBC02 R001	B8	MP19	T11	TP1	LGBF		2				CE7	33
2289	ISOPHORONEDIAMINE	8	C7	III	8		5 L	E1	P001 IBC03 LP01 R001		MP19	T4	TP1	L4BN		3	W12			CE8	80
2290	ISOPHORONE DIISOCYANATE	6.1	T1	III	6.1		5 L	E1	P001 IBC03 LP01 R001		MP19	T4	TP2	L4BH	TU15	2	W12		CW13 CW28 CW31	CE8	60
2291	LEAD COMPOUND, SOLUBLE, N.O.S.	6.1	T5	III	6.1	199 274 535	5 kg	E1	P002 IBC08 LP02 R001	B3	MP10	T1	TP33	SGAH L4BH	TU15	2		VC1 VC2 AP7	CW13 CW28 CW31	CE11	60

UN No.	Name and description	Class	Classification code	Packing group	Labels	Special provisions	Limited and excepted quantities		Packaging			Portable tanks and bulk containers		RID Tanks		Transport category	Special provisions for carriage			Colis express (express parcels)	Hazard identification No.
									Packing instructions	Special packing provisions	Mixed packing provisions	Instructions	Special provisions	Tank code	Special provisions		Packages	Bulk	Loading, unloading and handling		
	3.1.2	2.2	2.2	2.1.1.3	5.2.2	3.3	3.4/3.5.1.2		4.1.4	4.1.4	4.1.10	4.2.5.2, 7.3.2	4.2.5.3	4.3	4.3.5, 6.8.4	1.1.3.1(c)	7.2.4	7.3.3	7.5.11	7.6	5.3.2.3
(1)	(2)	(3a)	(3b)	(4)	(5)	(6)	(7a)	(7b)	(8)	(9a)	(9b)	(10)	(11)	(12)	(13)	(15)	(16)	(17)	(18)	(19)	(20)
2293	4-METHOXY-4-METHYLPENTAN-2-ONE	3	F1	III	3		5 L	E1	P001 IBC03 LP01 R001		MP19	T2	TP1	LGBF		3	W12			CE4	30
2294	N-METHYLANILINE	6.1	T1	III	6.1		5 L	E1	P001 IBC03 LP01 R001		MP19	T4	TP1	L4BH	TU15	2	W12		CW13 CW28 CW31	CE8	60
2295	METHYL CHLOROACETATE	6.1	TF1	I	6.1+3		0	E0	P001		MP8 MP17	T14	TP2	L10CH	TU14 TU15 TU38 TE21 TE22	1			CW13 CW28 CW31		663
2296	METHYLCYCLOHEXANE	3	F1	II	3		1 L	E2	P001 IBC02 R001		MP19	T4	TP1	LGBF		2				CE7	33
2297	METHYLCYCLOHEXANONE	3	F1	III	3		5 L	E1	P001 IBC03 LP01 R001		MP19	T2	TP1	LGBF		3	W12			CE4	30
2298	METHYLCYCLOPENTANE	3	F1	II	3		1 L	E2	P001 IBC02 R001		MP19	T4	TP1	LGBF		2				CE7	33
2299	METHYL DICHLOROACETATE	6.1	T1	III	6.1		5 L	E1	P001 IBC03 LP01 R001		MP19	T4	TP1	L4BH	TU15	2	W12		CW13 CW28 CW31	CE8	60
2300	2-METHYL-5-ETHYLPYRIDINE	6.1	T1	III	6.1		5 L	E1	P001 IBC03 LP01 R001		MP19	T4	TP1	L4BH	TU15	2	W12		CW13 CW28 CW31	CE8	60
2301	2-METHYLFURAN	3	F1	II	3		1 L	E2	P001 IBC02 R001		MP19	T4	TP1	LGBF		2				CE7	33

UN No.	Name and description	Class	Classification code	Packing group	Labels	Special provisions	Limited and excepted quantities		Packaging			Portable tanks and bulk containers		RID Tanks		Transport category	Special provisions for carriage			Colis express (express parcels)	Hazard identification No.
									Packing instructions	Special packing provisions	Mixed packing provisions	Instructions	Special provisions	Tank code	Special provisions		Packages	Bulk	Loading, unloading and handling		
	3.1.2	2.2	2.2	2.1.1.3	5.2.2	3.3	3.4/3.5.1.2		4.1.4	4.1.4	4.1.10	4.2.5.2, 7.3.2	4.2.5.3	4.3	4.3.5, 6.8.4	1.1.3.1(c)	7.2.4	7.3.3	7.5.11	7.6	5.3.2.3
(1)	(2)	(3a)	(3b)	(4)	(5)	(6)	(7a)	(7b)	(8)	(9a)	(9b)	(10)	(11)	(12)	(13)	(15)	(16)	(17)	(18)	(19)	(20)
2302	5-METHYLHEXAN-2-ONE	3	F1	III	3		5 L	E1	P001 IBC03 LP01 R001		MP19	T2	TP1	LGBF		3	W12			CE4	30
2303	ISOPROPENYLBENZENE	3	F1	III	3		5 L	E1	P001 IBC03 LP01 R001		MP19	T2	TP1	LGBF		3	W12			CE4	30
2304	NAPHTHALENE, MOLTEN	4.1	F2	III	4.1	536	0	E0				T1	TP3	LGBV	TU27 TE4 TE6	3					44
2305	NITROBENZENESULPHONIC ACID	8	C4	II	8		1 kg	E2	P002 IBC08	B4	MP10	T3	TP33	SGAN L4BN		2	W11			CE10	80
2306	NITROBENZOTRIFLUORIDES, LIQUID	6.1	T1	II	6.1		100 ml	E4	P001 IBC02		MP15	T7	TP2	L4BH	TU15	2			CW13 CW28 CW31	CE5	60
2307	3-NITRO-4-CHLORO-BENZOTRIFLUORIDE	6.1	T1	II	6.1		100 ml	E4	P001 IBC02		MP10	T7	TP2	L4BH	TU15	2			CW13 CW28 CW31	CE9	60
2308	NITROSULPHURIC ACID, LIQUID	8	C1	II	8		1 L	E2	P001 IBC02		MP15	T8	TP2	L4BN		2				CE6	X80
2309	OCTADIENES	3	F1	II	3		1 L	E2	P001 IBC02 R001		MP19	T4	TP1	LGBF		2				CE7	33
2310	PENTANE-2,4-DIONE	3	FT1	III	3+6.1		5 L	E1	P001 IBC03 R001		MP19	T4	TP1	L4BH	TU15	3	W12		CW13 CW28	CE4	36
2311	PHENETIDINES	6.1	T1	III	6.1	279	5 L	E1	P001 IBC03 LP01 R001		MP19	T4	TP1	L4BH	TU15	2	W12		CW13 CW28 CW31	CE8	60
2312	PHENOL, MOLTEN	6.1	T1	II	6.1		0	E0				T7	TP3	L4BH	TU15	0			CW13 CW31		60
2313	PICOLINES	3	F1	III	3		5 L	E1	P001 IBC03 LP01 R001		MP19	T4	TP1	LGBF		3	W12			CE4	30

UN No.	Name and description	Class	Classification code	Packing group	Labels	Special provisions	Limited and excepted quantities		Packaging			Portable tanks and bulk containers		RID Tanks		Transport category	Special provisions for carriage			Colis express (express parcels)	Hazard identification No.
									Packing instructions	Special packing provisions	Mixed packing provisions	Instructions	Special provisions	Tank code	Special provisions		Packages	Bulk	Loading, unloading and handling		
	3.1.2	2.2	2.2	2.1.1.3	5.2.2	3.3	3.4/3.5.1.2		4.1.4	4.1.4	4.1.10	4.2.5.2, 7.3.2	4.2.5.3	4.3	4.3.5, 6.8.4	1.1.3.1(c)	7.2.4	7.3.3	7.5.11	7.6	5.3.2.3
(1)	(2)	(3a)	(3b)	(4)	(5)	(6)	(7a)	(7b)	(8)	(9a)	(9b)	(10)	(11)	(12)	(13)	(15)	(16)	(17)	(18)	(19)	(20)
2315	POLYCHLORINATED BIPHENYLS, LIQUID	9	M2	II	9	305	1 L	E2	P906 IBC02		MP15	T4	TP1	L4BH	TU15	0		VC1 VC2 AP9	CW13 CW28 CW31	CE5	90
2316	SODIUM CUPROCYANIDE, SOLID	6.1	T5	I	6.1		0	E5	P002 IBC07		MP18	T6	TP33	S10AH	TU15	1	W10		CW13 CW28 CW31		66
2317	SODIUM CUPROCYANIDE SOLUTION	6.1	T4	I	6.1		0	E5	P001		MP8 MP17	T14	TP2	L10CH	TU14 TU15 TU38 TE21 TE22	1			CW13 CW28 CW31		66
2318	SODIUM HYDROSULPHIDE with less than 25% water of crystallization	4.2	S4	II	4.2	504	0	E2	P410 IBC06		MP14	T3	TP33	SGAN		2	W1			CE10	40
2319	TERPENE HYDROCARBONS, N.O.S.	3	F1	III	3		5 L	E1	P001 IBC03 LP01 R001		MP19	T4	TP1 TP29	LGBF		3	W12			CE4	30
2320	TETRAETHYLENEPENTAMINE	8	C7	III	8		5 L	E1	P001 IBC03 LP01 R001		MP19	T4	TP1	L4BN		3	W12			CE8	80
2321	TRICHLOROBENZENES, LIQUID	6.1	T1	III	6.1		5 L	E1	P001 IBC03 LP01 R001		MP19	T4	TP1	L4BH	TU15	2	W12		CW13 CW28 CW31	CE8	60
2322	TRICHLOROBUTENE	6.1	T1	II	6.1		100 ml	E4	P001 IBC02		MP15	T7	TP2	L4BH	TU15	2			CW13 CW28 CW31	CE5	60
2323	TRIETHYL PHOSPHITE	3	F1	III	3		5 L	E1	P001 IBC03 LP01 R001		MP19	T2	TP1	LGBF		3	W12			CE4	30
2324	TRIISOBUTYLENE	3	F1	III	3		5 L	E1	P001 IBC03 LP01 R001		MP19	T4	TP1	LGBF		3	W12			CE4	30

UN No.	Name and description	Class	Classification code	Packing group	Labels	Special provisions	Limited and excepted quantities		Packaging			Portable tanks and bulk containers		RID Tanks		Transport category	Special provisions for carriage			Colis express (express parcels)	Hazard identification No.
									Packing instructions	Special packing provisions	Mixed packing provisions	Instructions	Special provisions	Tank code	Special provisions		Packages	Bulk	Loading, unloading and handling		
	3.1.2	2.2	2.2	2.1.1.3	5.2.2	3.3	3.4/3.5.1.2		4.1.4	4.1.4	4.1.10	4.2.5.2, 7.3.2	4.2.5.3	4.3	4.3.5, 6.8.4	1.1.3.1(c)	7.2.4	7.3.3	7.5.11	7.6	5.3.2.3
(1)	(2)	(3a)	(3b)	(4)	(5)	(6)	(7a)	(7b)	(8)	(9a)	(9b)	(10)	(11)	(12)	(13)	(15)	(16)	(17)	(18)	(19)	(20)
2325	1,3,5-TRIMETHYLBENZENE	3	F1	III	3		5 L	E1	P001 IBC03 LP01 R001		MP19	T2	TP1	LGBF		3	W12			CE4	30
2326	TRIMETHYLCYCLO-HEXYLAMINE	8	C7	III	8		5 L	E1	P001 IBC03 LP01 R001		MP19	T4	TP1	L4BN		3	W12			CE8	80
2327	TRIMETHYLHEXAMETHYLENE-DIAMINES	8	C7	III	8		5 L	E1	P001 IBC03 LP01 R001		MP19	T4	TP1	L4BN		3	W12			CE8	80
2328	TRIMETHYLHEXAMETHYLENE DIISOCYANATE	6.1	T1	III	6.1		5 L	E1	P001 IBC03 LP01 R001		MP19	T4	TP2	L4BH	TU15	2	W12		CW13 CW28 CW31	CE8	60
2329	TRIMETHYL PHOSPHITE	3	F1	III	3		5 L	E1	P001 IBC03 LP01 R001		MP19	T2	TP1	LGBF		3	W12			CE4	30
2330	UNDECANE	3	F1	III	3		5 L	E1	P001 IBC03 LP01 R001		MP19	T2	TP1	LGBF		3	W12			CE4	30
2331	ZINC CHLORIDE, ANHYDROUS	8	C2	III	8		5 kg	E1	P002 IBC08 LP02 R001	B3	MP10	T1	TP33	SGAV		3		VC1 VC2 AP7		CE11	80
2332	ACETALDEHYDE OXIME	3	F1	III	3		5 L	E1	P001 IBC03 LP01 R001		MP19	T4	TP1	LGBF		3	W12			CE4	30
2333	ALLYL ACETATE	3	FT1	II	3+6.1		1 L	E2	P001 IBC02		MP19	T7	TP1	L4BH	TU15	2			CW13 CW28	CE7	336

UN No.	Name and description	Class	Classification code	Packing group	Labels	Special provisions	Limited and excepted quantities		Packaging			Portable tanks and bulk containers		RID Tanks		Transport category	Special provisions for carriage			Colis express (express parcels)	Hazard identification No.
									Packing instructions	Special packing provisions	Mixed packing provisions	Instructions	Special provisions	Tank code	Special provisions		Packages	Bulk	Loading, unloading and handling		
	3.1.2	2.2	2.2	2.1.1.3	5.2.2	3.3	3.4/3.5.1.2		4.1.4	4.1.4	4.1.10	4.2.5.2, 7.3.2	4.2.5.3	4.3	4.3.5, 6.8.4	1.1.3.1(c)	7.2.4	7.3.3	7.5.11	7.6	5.3.2.3
(1)	(2)	(3a)	(3b)	(4)	(5)	(6)	(7a)	(7b)	(8)	(9a)	(9b)	(10)	(11)	(12)	(13)	(15)	(16)	(17)	(18)	(19)	(20)
2334	ALLYLAMINE	6.1	TF1	I	6.1+3	354	0	E0	P602		MP8 MP17	T20	TP2	L10CH	TU14 TU15 TU38 TE21 TE22	1			CW13 CW28 CW31		663
2335	ALLYL ETHYL ETHER	3	FT1	II	3+6.1		1 L	E2	P001 IBC02		MP19	T7	TP1	L4BH	TU15	2			CW13 CW28	CE7	336
2336	ALLYL FORMATE	3	FT1	I	3+6.1		0	E0	P001		MP7 MP17	T14	TP2	L10CH	TU14 TU15 TU38 TE21 TE22	1			CW13 CW28		336
2337	PHENYL MERCAPTAN	6.1	TF1	I	6.1+3	354	0	E0	P602		MP8 MP17	T20	TP2	L10CH	TU14 TU15 TU38 TE21 TE22	1			CW13 CW28 CW31		663
2338	BENZOTRIFLUORIDE	3	F1	II	3		1 L	E2	P001 IBC02 R001		MP19	T4	TP1	LGBF		2				CE7	33
2339	2-BROMOBUTANE	3	F1	II	3		1 L	E2	P001 IBC02 R001		MP19	T4	TP1	LGBF		2				CE7	33
2340	2-BROMOETHYL ETHYL ETHER	3	F1	II	3		1 L	E2	P001 IBC02 R001		MP19	T4	TP1	LGBF		2				CE7	33
2341	1-BROMO-3-METHYLBUTANE	3	F1	III	3		5 L	E1	P001 IBC03 LP01 R001		MP19	T2	TP1	LGBF		3	W12			CE4	30
2342	BROMOMETHYLPROPANES	3	F1	II	3		1 L	E2	P001 IBC02 R001		MP19	T4	TP1	LGBF		2				CE7	33
2343	2-BROMOPENTANE	3	F1	II	3		1 L	E2	P001 IBC02 R001		MP19	T4	TP1	LGBF		2				CE7	33

UN No.	Name and description	Class	Classification code	Packing group	Labels	Special provisions	Limited and excepted quantities		Packaging			Portable tanks and bulk containers		RID Tanks		Transport category	Special provisions for carriage			Colis express (express parcels)	Hazard identification No.
									Packing instructions	Special packing provisions	Mixed packing provisions	Instructions	Special provisions	Tank code	Special provisions		Packages	Bulk	Loading, unloading and handling		
	3.1.2	2.2	2.2	2.1.1.3	5.2.2	3.3	3.4/3.5.1.2		4.1.4	4.1.4	4.1.10	4.2.5.2, 7.3.2	4.2.5.3	4.3	4.3.5, 6.8.4	1.1.3.1(c)	7.2.4	7.3.3	7.5.11	7.6	5.3.2.3
(1)	(2)	(3a)	(3b)	(4)	(5)	(6)	(7a)	(7b)	(8)	(9a)	(9b)	(10)	(11)	(12)	(13)	(15)	(16)	(17)	(18)	(19)	(20)
2344	BROMOPROPANES	3	F1	II	3		1 L	E2	P001 IBC02 R001		MP19	T4	TP1	LGBF		2				CE7	33
2344	BROMOPROPANES	3	F1	III	3		5 L	E1	P001 IBC03 LP01 R001		MP19	T2	TP1	LGBF		3	W12			CE4	30
2345	3-BROMOPROPYNE	3	F1	II	3		1 L	E2	P001 IBC02 R001		MP19	T4	TP1	LGBF		2				CE7	33
2346	BUTANEDIONE	3	F1	II	3		1 L	E2	P001 IBC02 R001		MP19	T4	TP1	LGBF		2				CE7	33
2347	BUTYL MERCAPTAN	3	F1	II	3		1 L	E2	P001 IBC02 R001		MP19	T4	TP1	LGBF		2				CE7	33
2348	BUTYL ACRYLATES, STABILIZED	3	F1	III	3	386	5 L	E1	P001 IBC03 LP01 R001		MP19	T2	TP1	LGBF		3	W12			CE4	39
2350	BUTYL METHYL ETHER	3	F1	II	3		1 L	E2	P001 IBC02 R001		MP19	T4	TP1	LGBF		2				CE7	33
2351	BUTYL NITRITES	3	F1	II	3		1 L	E2	P001 IBC02 R001		MP19	T4	TP1	LGBF		2				CE7	33
2351	BUTYL NITRITES	3	F1	III	3		5 L	E1	P001 IBC03 LP01 R001		MP19	T2	TP1	LGBF		3	W12			CE4	30
2352	BUTYL VINYL ETHER, STABILIZED	3	F1	II	3	386	1 L	E2	P001 IBC02 R001		MP19	T4	TP1	LGBF		2				CE7	339
2353	BUTYRYL CHLORIDE	3	FC	II	3+8		1 L	E2	P001 IBC02		MP19	T8	TP2	L4BH		2				CE7	338
2354	CHLOROMETHYL ETHYL ETHER	3	FT1	II	3+6.1		1 L	E2	P001 IBC02		MP19	T7	TP1	L4BH	TU15	2			CW13 CW28	CE7	336

UN No.	Name and description	Class	Classification code	Packing group	Labels	Special provisions	Limited and excepted quantities		Packaging			Portable tanks and bulk containers		RID Tanks		Transport category	Special provisions for carriage			Colis express (express parcels)	Hazard identification No.
									Packing instructions	Special packing provisions	Mixed packing provisions	Instructions	Special provisions	Tank code	Special provisions		Packages	Bulk	Loading, unloading and handling		
	3.1.2	2.2	2.2	2.1.1.3	5.2.2	3.3	3.4/3.5.1.2		4.1.4	4.1.4	4.1.10	4.2.5.2, 7.3.2	4.2.5.3	4.3	4.3.5, 6.8.4	1.1.3.1(c)	7.2.4	7.3.3	7.5.11	7.6	5.3.2.3
(1)	(2)	(3a)	(3b)	(4)	(5)	(6)	(7a)	(7b)	(8)	(9a)	(9b)	(10)	(11)	(12)	(13)	(15)	(16)	(17)	(18)	(19)	(20)
2356	2-CHLOROPROPANE	3	F1	I	3		0	E3	P001		MP7 MP17	T11	TP2	L4BN		1					33
2357	CYCLOHEXYLAMINE	8	CF1	II	8+3		1 L	E2	P001 IBC02		MP15	T7	TP2	L4BN		2				CE6	83
2358	CYCLOOCTATETRAENE	3	F1	II	3		1 L	E2	P001 IBC02 R001		MP19	T4	TP1	LGBF		2				CE7	33
2359	DIALLYLAMINE	3	FTC	II	3+6.1+8		1 L	E2	P001 IBC02		MP19	T7	TP1	L4BH	TU15	2			CW13 CW28	CE7	338
2360	DIALLYL ETHER	3	FT1	II	3+6.1		1 L	E2	P001 IBC02		MP19	T7	TP1	L4BH	TU15	2			CW13 CW28	CE7	336
2361	DIISOBUTYLAMINE	3	FC	III	3+8		5 L	E1	P001 IBC03 R001		MP19	T4	TP1	L4BN		3	W12			CE4	38
2362	1,1-DICHLOROETHANE	3	F1	II	3		1 L	E2	P001 IBC02 R001		MP19	T4	TP1	LGBF		2				CE7	33
2363	ETHYL MERCAPTAN	3	F1	I	3		0	E0	P001		MP7 MP17	T11	TP2	L4BN		1					33
2364	n-PROPYLBENZENE	3	F1	III	3		5 L	E1	P001 IBC03 LP01 R001		MP19	T2	TP1	LGBF		3	W12			CE4	30
2366	DIETHYL CARBONATE	3	F1	III	3		5 L	E1	P001 IBC03 LP01 R001		MP19	T2	TP1	LGBF		3	W12			CE4	30
2367	alpha-METHYLVALERALDEHYDE	3	F1	II	3		1 L	E2	P001 IBC02 R001		MP19	T4	TP1	LGBF		2				CE7	33
2368	alpha-PINENE	3	F1	III	3		5 L	E1	P001 IBC03 LP01 R001		MP19	T2	TP1	LGBF		3	W12			CE4	30
2370	1-HEXENE	3	F1	II	3		1 L	E2	P001 IBC02 R001		MP19	T4	TP1	LGBF		2				CE7	33

UN No.	Name and description	Class	Classification code	Packing group	Labels	Special provisions	Limited and excepted quantities		Packaging			Portable tanks and bulk containers		RID Tanks		Transport category	Special provisions for carriage			Colis express (express parcels)	Hazard identification No.
									Packing instructions	Special packing provisions	Mixed packing provisions	Instructions	Special provisions	Tank code	Special provisions		Packages	Bulk	Loading, unloading and handling		
	3.1.2	2.2	2.2	2.1.1.3	5.2.2	3.3	3.4/3.5.1.2		4.1.4	4.1.4	4.1.10	4.2.5.2, 7.3.2	4.2.5.3	4.3	4.3.5, 6.8.4	1.1.3.1(c)	7.2.4	7.3.3	7.5.11	7.6	5.3.2.3
(1)	(2)	(3a)	(3b)	(4)	(5)	(6)	(7a)	(7b)	(8)	(9a)	(9b)	(10)	(11)	(12)	(13)	(15)	(16)	(17)	(18)	(19)	(20)
2371	ISOPENTENES	3	F1	I	3		0	E3	P001		MP7 MP17	T11	TP2	L4BN		1					33
2372	1,2-DI-(DIMETHYLAMINO) ETHANE	3	F1	II	3		1 L	E2	P001 IBC02 R001		MP19	T4	TP1	LGBF		2				CE7	33
2373	DIETHOXYMETHANE	3	F1	II	3		1 L	E2	P001 IBC02 R001		MP19	T4	TP1	LGBF		2				CE7	33
2374	3,3-DIETHOXYPROPENE	3	F1	II	3		1 L	E2	P001 IBC02 R001		MP19	T4	TP1	LGBF		2				CE7	33
2375	DIETHYL SULPHIDE	3	F1	II	3		1 L	E2	P001 IBC02 R001		MP19	T7	TP1	LGBF		2				CE7	33
2376	2,3-DIHYDROPYRAN	3	F1	II	3		1 L	E2	P001 IBC02 R001		MP19	T4	TP1	LGBF		2				CE7	33
2377	1,1-DIMETHOXYETHANE	3	F1	II	3		1 L	E2	P001 IBC02 R001		MP19	T7	TP1	LGBF		2				CE7	33
2378	2-DIMETHYLAMINOACETONITRILE	3	FT1	II	3+6.1		1 L	E2	P001 IBC02		MP19	T7	TP1	L4BH	TU15	2			CW13 CW28	CE7	336
2379	1,3-DIMETHYLBUTYLAMINE	3	FC	II	3+8		1 L	E2	P001 IBC02		MP19	T7	TP1	L4BH		2				CE7	338
2380	DIMETHYLDIETHOXSILANE	3	F1	II	3		1 L	E2	P001 IBC02 R001		MP19	T4	TP1	LGBF		2				CE7	33
2381	DIMETHYL DISULPHIDE	3	FT1	II	3+6.1		1 L	E0	P001 IBC02		MP19	T7	TP2	L4BH	TU15	2			CW13 CW28	CE7	336
2382	DIMETHYLHYDRAZINE, SYMMETRICAL	6.1	TF1	I	6.1+3	354	0	E0	P602		MP8 MP17	T20	TP2	L10CH	TU14 TU15 TU38 TE21 TE22	1			CW13 CW28 CW31		663
2383	DIPROPYLAMINE	3	FC	II	3+8	386	1 L	E2	P001 IBC02		MP19	T7	TP1	L4BH		2				CE7	338

UN No.	Name and description	Class	Classification code	Packing group	Labels	Special provisions	Limited and excepted quantities		Packaging			Portable tanks and bulk containers		RID Tanks		Transport category	Special provisions for carriage			Colis express (express parcels)	Hazard identification No.
									Packing instructions	Special packing provisions	Mixed packing provisions	Instructions	Special provisions	Tank code	Special provisions		Packages	Bulk	Loading, unloading and handling		
	3.1.2	2.2	2.2	2.1.1.3	5.2.2	3.3	3.4/3.5.1.2		4.1.4	4.1.4	4.1.10	4.2.5.2, 7.3.2	4.2.5.3	4.3	4.3.5, 6.8.4	1.1.3.1(c)	7.2.4	7.3.3	7.5.11	7.6	5.3.2.3
(1)	(2)	(3a)	(3b)	(4)	(5)	(6)	(7a)	(7b)	(8)	(9a)	(9b)	(10)	(11)	(12)	(13)	(15)	(16)	(17)	(18)	(19)	(20)
2384	DI-n-PROPYL ETHER	3	F1	II	3		1 L	E2	P001 IBC02 R001		MP19	T4	TP1	LGBF		2				CE7	33
2385	ETHYL ISOBUTYRATE	3	F1	II	3		1 L	E2	P001 IBC02 R001		MP19	T4	TP1	LGBF		2				CE7	33
2386	1-ETHYLPYPERIDINE	3	FC	II	3+8		1 L	E2	P001 IBC02		MP19	T7	TP1	L4BH		2				CE7	338
2387	FLUOROBENZENE	3	F1	II	3		1 L	E2	P001 IBC02 R001		MP19	T4	TP1	LGBF		2				CE7	33
2388	FLUOROTOLUENES	3	F1	II	3		1 L	E2	P001 IBC02 R001		MP19	T4	TP1	LGBF		2				CE7	33
2389	FURAN	3	F1	I	3		0	E3	P001		MP7 MP17	T12	TP2	L4BN		1					33
2390	2-IODOBUTANE	3	F1	II	3		1 L	E2	P001 IBC02 R001		MP19	T4	TP1	LGBF		2				CE7	33
2391	IODOMETHYLPROPANES	3	F1	II	3		1 L	E2	P001 IBC02 R001		MP19	T4	TP1	LGBF		2				CE7	33
2392	IODOPROPANES	3	F1	III	3		5 L	E1	P001 IBC03 LP01 R001		MP19	T2	TP1	LGBF		3	W12			CE4	30
2393	ISOBUTYL FORMATE	3	F1	II	3		1 L	E2	P001 IBC02 R001		MP19	T4	TP1	LGBF		2				CE7	33
2394	ISOBUTYL PROPIONATE	3	F1	III	3		5 L	E1	P001 IBC03 LP01 R001		MP19	T2	TP1	LGBF		3	W12			CE4	30
2395	ISOBUTYRYL CHLORIDE	3	FC	II	3+8		1 L	E2	P001 IBC02		MP19	T7	TP2	L4BH		2				CE7	338
2396	METHACRYLALDEHYDE, STABILIZED	3	FT1	II	3+6.1	386	1 L	E2	P001 IBC02		MP19	T7	TP1	L4BH	TU15	2			CW13 CW28	CE7	336

UN No.	Name and description	Class	Classification code	Packing group	Labels	Special provisions	Limited and excepted quantities		Packaging			Portable tanks and bulk containers		RID Tanks		Transport category	Special provisions for carriage			Colis express (express parcels)	Hazard identification No.
									Packing instructions	Special packing provisions	Mixed packing provisions	Instructions	Special provisions	Tank code	Special provisions		Packages	Bulk	Loading, unloading and handling		
	3.1.2	2.2	2.2	2.1.1.3	5.2.2	3.3	3.4/3.5.1.2		4.1.4	4.1.4	4.1.10	4.2.5.2, 7.3.2	4.2.5.3	4.3	4.3.5, 6.8.4	1.1.3.1(c)	7.2.4	7.3.3	7.5.11	7.6	5.3.2.3
(1)	(2)	(3a)	(3b)	(4)	(5)	(6)	(7a)	(7b)	(8)	(9a)	(9b)	(10)	(11)	(12)	(13)	(15)	(16)	(17)	(18)	(19)	(20)
2397	3-METHYLBUTAN-2-ONE	3	F1	II	3		1 L	E2	P001 IBC02 R001		MP19	T4	TP1	LGBF		2				CE7	33
2398	METHYL tert-BUTYL ETHER	3	F1	II	3		1 L	E2	P001 IBC02 R001		MP19	T7	TP1	LGBF		2				CE7	33
2399	1-METHYLPYPERIDINE	3	FC	II	3+8		1 L	E2	P001 IBC02		MP19	T7	TP1	L4BH		2				CE7	338
2400	METHYL ISOVALERATE	3	F1	II	3		1 L	E2	P001 IBC02 R001		MP19	T4	TP1	LGBF		2				CE7	33
2401	PIPERIDINE	8	CF1	I	8+3		0	E0	P001		MP8 MP17	T10	TP2	L10BH	TU38 TE22	1					883
2402	PROPANETHIOLS	3	F1	II	3		1 L	E2	P001 IBC02 R001		MP19	T4	TP1	LGBF		2				CE7	33
2403	ISOPROPENYL ACETATE	3	F1	II	3		1 L	E2	P001 IBC02 R001		MP19	T4	TP1	LGBF		2				CE7	33
2404	PROPIONITRILE	3	FT1	II	3+6.1		1 L	E0	P001 IBC02		MP19	T7	TP1	L4BH	TU15	2			CW13 CW28	CE7	336
2405	ISOPROPYL BUTYRATE	3	F1	III	3		5 L	E1	P001 IBC03 LP01 R001		MP19	T2	TP1	LGBF		3	W12			CE4	30
2406	ISOPROPYL ISOBUTYRATE	3	F1	II	3		1 L	E2	P001 IBC02 R001		MP19	T4	TP1	LGBF		2				CE7	33
2407	ISOPROPYL CHLOROFORMATE	6.1	TFC	I	6.1+3+8	354	0	E0	P602		MP8 MP17					1			CW13 CW28 CW31		663
2409	ISOPROPYL PROPIONATE	3	F1	II	3		1 L	E2	P001 IBC02 R001		MP19	T4	TP1	LGBF		2				CE7	33
2410	1,2,3,6-TETRAHYDROPYRIDINE	3	F1	II	3		1 L	E2	P001 IBC02 R001		MP19	T4	TP1	LGBF		2				CE7	33

UN No.	Name and description	Class	Classification code	Packing group	Labels	Special provisions	Limited and excepted quantities		Packaging			Portable tanks and bulk containers		RID Tanks		Transport category	Special provisions for carriage			Colis express (express parcels)	Hazard identification No.
									Packing instructions	Special packing provisions	Mixed packing provisions	Instructions	Special provisions	Tank code	Special provisions		Packages	Bulk	Loading, unloading and handling		
	3.1.2	2.2	2.2	2.1.1.3	5.2.2	3.3	3.4/3.5.1.2		4.1.4	4.1.4	4.1.10	4.2.5.2, 7.3.2	4.2.5.3	4.3	4.3.5, 6.8.4	1.1.3.1(c)	7.2.4	7.3.3	7.5.11	7.6	5.3.2.3
(1)	(2)	(3a)	(3b)	(4)	(5)	(6)	(7a)	(7b)	(8)	(9a)	(9b)	(10)	(11)	(12)	(13)	(15)	(16)	(17)	(18)	(19)	(20)
2411	BUTYRONITRILE	3	FT1	II	3+6.1		1 L	E2	P001 IBC02		MP19	T7	TP1	L4BH	TU15	2			CW13 CW28	CE7	336
2412	TETRAHYDROTHIOPHENE	3	F1	II	3		1 L	E2	P001 IBC02 R001		MP19	T4	TP1	LGBF		2				CE7	33
2413	TETRAPROPYL ORTHOTITANATE	3	F1	III	3		5 L	E1	P001 IBC03 LP01 R001		MP19	T4	TP1	LGBF		3	W12			CE4	30
2414	THIOPHENE	3	F1	II	3		1 L	E2	P001 IBC02 R001		MP19	T4	TP1	LGBF		2				CE7	33
2416	TRIMETHYL BORATE	3	F1	II	3		1 L	E2	P001 IBC02 R001		MP19	T7	TP1	LGBF		2				CE7	33
2417	CARBONYL FLUORIDE	2	2TC		2.3+8 (+13)		0	E0	P200		MP9	(M)		PxBH(M)	TU38 TE22 TE25 TA4 TT9 TM6	1			CW9 CW10 CW36		268
2418	SULPHUR TETRAFLUORIDE	2	2TC		2.3+8		0	E0	P200		MP9					1			CW9 CW10 CW36		268
2419	BROMOTRIFLUOROETHYLENE	2	2F		2.1 (+13)	662	0	E0	P200		MP9	(M)		PxBN(M)	TU38 TE22 TA4 TT9 TM6	2			CW9 CW10 CW36	CE3	23
2420	HEXAFLUOROACETONE	2	2TC		2.3+8 (+13)		0	E0	P200		MP9	(M)		PxBH(M)	TU38 TE22 TE25 TA4 TT9 TM6	1			CW9 CW10 CW36		268
2421	NITROGEN TRIOXIDE	2	2TOC	CARRIAGE PROHIBITED																	

UN No.	Name and description	Class	Classification code	Packing group	Labels	Special provisions	Limited and excepted quantities		Packaging			Portable tanks and bulk containers		RID Tanks		Transport category	Special provisions for carriage			Colis express (express parcels)	Hazard identification No.
									Packing instructions	Special packing provisions	Mixed packing provisions	Instructions	Special provisions	Tank code	Special provisions		Packages	Bulk	Loading, unloading and handling		
	3.1.2	2.2	2.2	2.1.1.3	5.2.2	3.3	3.4/3.5.1.2		4.1.4	4.1.4	4.1.10	4.2.5.2, 7.3.2	4.2.5.3	4.3	4.3.5, 6.8.4	1.1.3.1(c)	7.2.4	7.3.3	7.5.11	7.6	5.3.2.3
(1)	(2)	(3a)	(3b)	(4)	(5)	(6)	(7a)	(7b)	(8)	(9a)	(9b)	(10)	(11)	(12)	(13)	(15)	(16)	(17)	(18)	(19)	(20)
2422	OCTAFLUOROBUT-2-ENE (REFRIGERANT GAS R 1318)	2	2A		2.2 (+13)	662	120 ml	E1	P200		MP9	(M)		PxBN(M)	TA4 TT9 TM6	3			CW9 CW10 CW36	CE3	20
2424	OCTAFLUOROPROPANE (REFRIGERANT GAS R 218)	2	2A		2.2 (+13)	662	120 ml	E1	P200		MP9	T50 (M)		PxBN(M)	TA4 TT9 TM6	3			CW9 CW10 CW36	CE3	20
2426	AMMONIUM NITRATE, LIQUID, hot concentrated solution, in a concentration of more than 80% but not more than 93%	5.1	O1		5.1	252 644	0	E0				T7	TP1 TP16 TP17	L4BV(+)	TU3 TU12 TU29 TC3 TE9 TE10 TA1	0					59
2427	POTASSIUM CHLORATE, AQUEOUS SOLUTION	5.1	O1	II	5.1		1 L	E2	P504 IBC02		MP2	T4	TP1	L4BN	TU3	2			CW24	CE6	50
2427	POTASSIUM CHLORATE, AQUEOUS SOLUTION	5.1	O1	III	5.1		5 L	E1	P504 IBC02 R001		MP2	T4	TP1	LGBV	TU3	3			CW24	CE8	50
2428	SODIUM CHLORATE, AQUEOUS SOLUTION	5.1	O1	II	5.1		1 L	E2	P504 IBC02		MP2	T4	TP1	L4BN	TU3	2			CW24	CE6	50
2428	SODIUM CHLORATE, AQUEOUS SOLUTION	5.1	O1	III	5.1		5 L	E1	P504 IBC02 R001		MP2	T4	TP1	LGBV	TU3	3			CW24	CE8	50
2429	CALCIUM CHLORATE, AQUEOUS SOLUTION	5.1	O1	II	5.1		1 L	E2	P504 IBC02		MP2	T4	TP1	L4BN	TU3	2			CW24	CE6	50
2429	CALCIUM CHLORATE, AQUEOUS SOLUTION	5.1	O1	III	5.1		5 L	E1	P504 IBC02 R001		MP2	T4	TP1	LGBV	TU3	3			CW24	CE8	50
2430	ALKYLPHENOLS, SOLID, N.O.S. (including C ₂ -C ₁₂ homologues)	8	C4	I	8		0	E0	P002 IBC07		MP18	T6	TP33	S10AN L10BH	TU38 TE22	1	W10				88
2430	ALKYLPHENOLS, SOLID, N.O.S. (including C ₂ -C ₁₂ homologues)	8	C4	II	8		1 kg	E2	P002 IBC08	B4	MP10	T3	TP33	SGAN L4BN		2	W11			CE10	80
2430	ALKYLPHENOLS, SOLID, N.O.S. (including C ₂ -C ₁₂ homologues)	8	C4	III	8		5 kg	E1	P002 IBC08 LP02 R001	B3	MP10	T1	TP33	SGAV L4BN		3		VC1 VC2 AP7		CE11	80

UN No.	Name and description	Class	Classification code	Packing group	Labels	Special provisions	Limited and excepted quantities		Packaging			Portable tanks and bulk containers		RID Tanks		Transport category	Special provisions for carriage			Colis express (express parcels)	Hazard identification No.
									Packing instructions	Special packing provisions	Mixed packing provisions	Instructions	Special provisions	Tank code	Special provisions		Packages	Bulk	Loading, unloading and handling		
	3.1.2	2.2	2.2	2.1.1.3	5.2.2	3.3	3.4/3.5.1.2		4.1.4	4.1.4	4.1.10	4.2.5.2, 7.3.2	4.2.5.3	4.3	4.3.5, 6.8.4	1.1.3.1(c)	7.2.4	7.3.3	7.5.11	7.6	5.3.2.3
(1)	(2)	(3a)	(3b)	(4)	(5)	(6)	(7a)	(7b)	(8)	(9a)	(9b)	(10)	(11)	(12)	(13)	(15)	(16)	(17)	(18)	(19)	(20)
2431	ANISIDINES	6.1	T1	III	6.1		5 L	E1	P001 IBC03 LP01 R001		MP19	T4	TP1	L4BH	TU15	2	W12		CW13 CW28 CW31	CE8	60
2432	N,N-DIETHYLANILINE	6.1	T1	III	6.1	279	5 L	E1	P001 IBC03 LP01 R001		MP19	T4	TP1	L4BH	TU15	2	W12		CW13 CW28 CW31	CE8	60
2433	CHLORONITROTOLUENES, LIQUID	6.1	T1	III	6.1		5 L	E1	P001 IBC03 LP01 R001		MP19	T4	TP1	L4BH	TU15	2	W12		CW13 CW28 CW31	CE8	60
2434	DIBENZYLDICHLOROSILANE	8	C3	II	8		0	E0	P010		MP15	T10	TP2 TP7	L4BN		2				CE6	X80
2435	ETHYLPHENYLDICHLOROSILANE	8	C3	II	8		0	E0	P010		MP15	T10	TP2 TP7	L4BN		2				CE6	X80
2436	THIOACETIC ACID	3	F1	II	3		1 L	E2	P001 IBC02 R001		MP19	T4	TP1	LGBF		2				CE7	33
2437	METHYLPHENYLDICHLOROSILANE	8	C3	II	8		0	E0	P010		MP15	T10	TP2 TP7	L4BN		2				CE6	X80
2438	TRIMETHYLACETYL CHLORIDE	6.1	TFC	I	6.1+3+8		0	E0	P001		MP8 MP17	T14	TP2	L10CH	TU14 TU15 TU38 TE21 TE22	1			CW13 CW28 CW31		663
2439	SODIUM HYDROGENDIFLUORIDE	8	C2	II	8		1 kg	E2	P002 IBC08	B4	MP10	T3	TP33	SGAN		2	W11			CE10	80
2440	STANNIC CHLORIDE PENTAHYDRATE	8	C2	III	8		5 kg	E1	P002 IBC08 LP02 R001	B3	MP10	T1	TP33	SGAV		3		VC1 VC2 AP7		CE11	80
2441	TITANIUM TRICHLORIDE, PYROPHORIC or TITANIUM TRICHLORIDE MIXTURE, PYROPHORIC	4.2	SC4	I	4.2+8	537	0	E0	P404		MP13					0	W1				48
2442	TRICHLOROACETYL CHLORIDE	8	C3	II	8		0	E0	P001		MP15	T7	TP2	L4BN		2				CE6	X80

UN No.	Name and description	Class	Classification code	Packing group	Labels	Special provisions	Limited and excepted quantities		Packaging			Portable tanks and bulk containers		RID Tanks		Transport category	Special provisions for carriage			Colis express (express parcels)	Hazard identification No.
									Packing instructions	Special packing provisions	Mixed packing provisions	Instructions	Special provisions	Tank code	Special provisions		Packages	Bulk	Loading, unloading and handling		
	3.1.2	2.2	2.2	2.1.1.3	5.2.2	3.3	3.4/3.5.1.2		4.1.4	4.1.4	4.1.10	4.2.5.2, 7.3.2	4.2.5.3	4.3	4.3.5, 6.8.4	1.1.3.1(c)	7.2.4	7.3.3	7.5.11	7.6	5.3.2.3
(1)	(2)	(3a)	(3b)	(4)	(5)	(6)	(7a)	(7b)	(8)	(9a)	(9b)	(10)	(11)	(12)	(13)	(15)	(16)	(17)	(18)	(19)	(20)
2443	VANADIUM OXYTRICHLORIDE	8	C1	II	8		1 L	E0	P001 IBC02		MP15	T7	TP2	L4BN		2				CE6	80
2444	VANADIUM TETRACHLORIDE	8	C1	I	8		0	E0	P802		MP8 MP17	T10	TP2	L10BH	TU38 TE22	1					X88
2446	NITROCRESOLS, SOLID	6.1	T2	III	6.1		5 kg	E1	P002 IBC08 LP02 R001	B3	MP10	T1	TP33	SGAH L4BH	TU15	2		VC1 VC2 AP7	CW13 CW28 CW31	CE11	60
2447	PHOSPHORUS, WHITE, MOLTEN	4.2	ST3	I	4.2+6.1		0	E0				T21	TP3 TP7 TP26	L10DH(+)	TU14 TU16 TU21 TU38 TE3 TE21 TE22	0					446
2448	SULPHUR, MOLTEN	4.1	F3	III	4.1	538	0	E0				T1	TP3	LGBV(+)	TU27 TE4 TE6	3					44
2451	NITROGEN TRIFLUORIDE	2	2O		2.2+5.1 (+13)	662	0	E0	P200		MP9	(M)		PxBN(M)	TA4 TT9 TM6	3			CW9 CW10 CW36	CE3	25
2452	ETHYLACETYLENE, STABILIZED	2	2F		2.1 (+13)	386 662	0	E0	P200		MP9	(M)		PxBN(M)	TU38 TE22 TA4 TT9 TM6	2			CW9 CW10 CW36	CE3	239
2453	ETHYL FLUORIDE (REFRIGERANT GAS R 161)	2	2F		2.1 (+13)	662	0	E0	P200		MP9	(M)		PxBN(M)	TU38 TE22 TA4 TT9 TM6	2			CW9 CW10 CW36	CE3	23
2454	METHYL FLUORIDE (REFRIGERANT GAS R 41)	2	2F		2.1 (+13)	662	0	E0	P200		MP9	(M)		PxBN(M)	TU38 TE22 TA4 TT9 TM6	2			CW9 CW10 CW36	CE3	23
2455	METHYL NITRITE	2	2A	CARRIAGE PROHIBITED																	

UN No.	Name and description	Class	Classification code	Packing group	Labels	Special provisions	Limited and excepted quantities		Packaging			Portable tanks and bulk containers		RID Tanks		Transport category	Special provisions for carriage			Colis express (express parcels)	Hazard identification No.
									Packing instructions	Special packing provisions	Mixed packing provisions	Instructions	Special provisions	Tank code	Special provisions		Packages	Bulk	Loading, unloading and handling		
	3.1.2	2.2	2.2	2.1.1.3	5.2.2	3.3	3.4/3.5.1.2		4.1.4	4.1.4	4.1.10	4.2.5.2, 7.3.2	4.2.5.3	4.3	4.3.5, 6.8.4	1.1.3.1(c)	7.2.4	7.3.3	7.5.11	7.6	5.3.2.3
(1)	(2)	(3a)	(3b)	(4)	(5)	(6)	(7a)	(7b)	(8)	(9a)	(9b)	(10)	(11)	(12)	(13)	(15)	(16)	(17)	(18)	(19)	(20)
2456	2-CHLOROPROPENE	3	F1	I	3		0	E3	P001		MP7 MP17	T11	TP2	L4BN		1					33
2457	2,3-DIMETHYLBUTANE	3	F1	II	3		1 L	E2	P001 IBC02 R001		MP19	T7	TP1	LGBF		2				CE7	33
2458	HEXADIENES	3	F1	II	3		1 L	E2	P001 IBC02 R001		MP19	T4	TP1	LGBF		2				CE7	33
2459	2-METHYL-1-BUTENE	3	F1	I	3		0	E3	P001		MP7 MP17	T11	TP2	L4BN		1					33
2460	2-METHYL-2-BUTENE	3	F1	II	3		1 L	E2	P001 IBC02	B8	MP19	T7	TP1	L1.5BN		2				CE7	33
2461	METHYLPENTADIENE	3	F1	II	3		1 L	E2	P001 IBC02 R001		MP19	T4	TP1	LGBF		2				CE7	33
2463	ALUMINIUM HYDRIDE	4.3	W2	I	4.3		0	E0	P403		MP2					1	W1		CW23		X423
2464	BERYLLIUM NITRATE	5.1	OT2	II	5.1+6.1		1 kg	E2	P002 IBC08	B4	MP2	T3	TP33	SGAN	TU3	2	W11		CW24 CW28	CE10	56
2465	DICHLOROISOCYANURIC ACID, DRY or DICHLOROISOCYANURIC ACID SALTS	5.1	O2	II	5.1	135	1 kg	E2	P002 IBC08	B4	MP10	T3	TP33	SGAN	TU3	2	W11		CW24	CE10	50
2466	POTASSIUM SUPEROXIDE	5.1	O2	I	5.1		0	E0	P503 IBC06		MP2					1	W10		CW24		55
2468	TRICHLOROISOCYANURIC ACID, DRY	5.1	O2	II	5.1		1 kg	E2	P002 IBC08	B4	MP10	T3	TP33	SGAN	TU3	2	W11		CW24	CE10	50
2469	ZINC BROMATE	5.1	O2	III	5.1		5 kg	E1	P002 IBC08 LP02 R001	B3	MP10	T1	TP33	SGAV	TU3	3		VC1 VC2 AP6 AP7	CW24	CE11	50
2470	PHENYLACETONITRILE, LIQUID	6.1	T1	III	6.1		5 L	E1	P001 IBC03 LP01 R001		MP19	T4	TP1	L4BH	TU15	2	W12		CW13 CW28 CW31	CE8	60
2471	OSMIUM TETROXIDE	6.1	T5	I	6.1		0	E5	P002 IBC07	PP30	MP18	T6	TP33	S10AH	TU15	1	W10		CW13 CW28 CW31		66

UN No.	Name and description	Class	Classification code	Packing group	Labels	Special provisions	Limited and excepted quantities		Packaging			Portable tanks and bulk containers		RID Tanks		Transport category	Special provisions for carriage			Colis express (express parcels)	Hazard identification No.
									Packing instructions	Special packing provisions	Mixed packing provisions	Instructions	Special provisions	Tank code	Special provisions		Packages	Bulk	Loading, unloading and handling		
	3.1.2	2.2	2.2	2.1.1.3	5.2.2	3.3	3.4/3.5.1.2		4.1.4	4.1.4	4.1.10	4.2.5.2, 7.3.2	4.2.5.3	4.3	4.3.5, 6.8.4	1.1.3.1(c)	7.2.4	7.3.3	7.5.11	7.6	5.3.2.3
(1)	(2)	(3a)	(3b)	(4)	(5)	(6)	(7a)	(7b)	(8)	(9a)	(9b)	(10)	(11)	(12)	(13)	(15)	(16)	(17)	(18)	(19)	(20)
2473	SODIUM ARSANILATE	6.1	T3	III	6.1		5 kg	E1	P002 IBC08 LP02 R001	B3	MP10	T1	TP33	SGAH L4BH	TU15	2		VC1 VC2 AP7	CW13 CW28 CW31	CE11	60
2474	THIOPHOSGENE	6.1	T1	I	6.1	279 354	0	E0	P602		MP8 MP17	T20	TP2	L10CH	TU14 TU15 TU38 TE21 TE22	1			CW13 CW28 CW31		66
2475	VANADIUM TRICHLORIDE	8	C2	III	8		5 kg	E1	P002 IBC08 LP02 R001	B3	MP10	T1	TP33	SGAV		3		VC1 VC2 AP7		CE11	80
2477	METHYL ISOTHIOCYANATE	6.1	TF1	I	6.1+3	354	0	E0	P602		MP8 MP17	T20	TP2	L10CH	TU14 TU15 TU38 TE21 TE22	1			CW13 CW28 CW31		663
2478	ISOCYANATES, FLAMMABLE, TOXIC, N.O.S. or ISOCYANATE SOLUTION, FLAMMABLE, TOXIC, N.O.S.	3	FT1	II	3+6.1	274 539	1 L	E2	P001 IBC02		MP19	T11	TP2 TP27	L4BH	TU15	2			CW13 CW28	CE7	336
2478	ISOCYANATES, FLAMMABLE, TOXIC, N.O.S. or ISOCYANATE SOLUTION, FLAMMABLE, TOXIC, N.O.S.	3	FT1	III	3+6.1	274	5 L	E1	P001 IBC03 R001		MP19	T7	TP1 TP28	L4BH	TU15	3	W12		CW13 CW28	CE4	36
2480	METHYL ISOCYANATE	6.1	TF1	I	6.1+3	354	0	E0	P601		MP2	T22	TP2	L15CH	TU14 TU15 TU38 TE21 TE22 TE25	1			CW13 CW28 CW31		663
2481	ETHYL ISOCYANATE	6.1	TF1	I	6.1+3	354	0	E0	P602		MP8 MP17	T20	TP2	L15CH	TU14 TU15 TU38 TE21 TE22 TE25	1			CW13 CW28 CW31		663

UN No.	Name and description	Class	Classification code	Packing group	Labels	Special provisions	Limited and excepted quantities		Packaging			Portable tanks and bulk containers		RID Tanks		Transport category	Special provisions for carriage			Colis express (express parcels)	Hazard identification No.
									Packing instructions	Special packing provisions	Mixed packing provisions	Instructions	Special provisions	Tank code	Special provisions		Packages	Bulk	Loading, unloading and handling		
	3.1.2	2.2	2.2	2.1.1.3	5.2.2	3.3	3.4/3.5.1.2		4.1.4	4.1.4	4.1.10	4.2.5.2, 7.3.2	4.2.5.3	4.3	4.3.5, 6.8.4	1.1.3.1(c)	7.2.4	7.3.3	7.5.11	7.6	5.3.2.3
(1)	(2)	(3a)	(3b)	(4)	(5)	(6)	(7a)	(7b)	(8)	(9a)	(9b)	(10)	(11)	(12)	(13)	(15)	(16)	(17)	(18)	(19)	(20)
2482	n-PROPYL ISOCYANATE	6.1	TF1	I	6.1+3	354	0	E0	P602		MP8 MP17	T20	TP2	L10CH	TU14 TU15 TU38 TE21 TE22	1			CW13 CW28 CW31		663
2483	ISOPROPYL ISOCYANATE	6.1	TF1	I	6.1+3	354	0	E0	P602		MP8 MP17	T20	TP2	L10CH	TU14 TU15 TU38 TE21 TE22	1			CW13 CW28 CW31		663
2484	tert-BUTYL ISOCYANATE	6.1	TF1	I	6.1+3	354	0	E0	P602		MP8 MP17	T20	TP2	L10CH	TU14 TU15 TU38 TE21 TE22	1			CW13 CW28 CW31		663
2485	n-BUTYL ISOCYANATE	6.1	TF1	I	6.1+3	354	0	E0	P602		MP8 MP17	T20	TP2	L10CH	TU14 TU15 TU38 TE21 TE22	1			CW13 CW28 CW31		663
2486	ISOBUTYL ISOCYANATE	6.1	TF1	I	6.1+3	354	0	E0	P602		MP8 MP17	T20	TP2	L10CH	TU14 TU15 TU38 TE21 TE22	1			CW13 CW28 CW31		663
2487	PHENYL ISOCYANATE	6.1	TF1	I	6.1+3	354	0	E0	P602		MP8 MP17	T20	TP2	L10CH	TU14 TU15 TU38 TE21 TE22	1			CW13 CW28 CW31		663
2488	CYCLOHEXYL ISOCYANATE	6.1	TF1	I	6.1+3	354	0	E0	P602		MP8 MP17	T20	TP2	L10CH	TU14 TU15 TU38 TE21 TE22	1			CW13 CW28 CW31		663

UN No.	Name and description	Class	Classification code	Packing group	Labels	Special provisions	Limited and excepted quantities		Packaging			Portable tanks and bulk containers		RID Tanks		Transport category	Special provisions for carriage			Colis express (express parcels)	Hazard identification No.
									Packing instructions	Special packing provisions	Mixed packing provisions	Instructions	Special provisions	Tank code	Special provisions		Packages	Bulk	Loading, unloading and handling		
	3.1.2	2.2	2.2	2.1.1.3	5.2.2	3.3	3.4/3.5.1.2		4.1.4	4.1.4	4.1.10	4.2.5.2, 7.3.2	4.2.5.3	4.3	4.3.5, 6.8.4	1.1.3.1(c)	7.2.4	7.3.3	7.5.11	7.6	5.3.2.3
(1)	(2)	(3a)	(3b)	(4)	(5)	(6)	(7a)	(7b)	(8)	(9a)	(9b)	(10)	(11)	(12)	(13)	(15)	(16)	(17)	(18)	(19)	(20)
2490	DICHLOROISOPROPYL ETHER	6.1	T1	II	6.1		100 ml	E4	P001 IBC02		MP15	T7	TP2	L4BH	TU15	2			CW13 CW28 CW31	CE5	60
2491	ETHANOLAMINE or ETHANOLAMINE SOLUTION	8	C7	III	8		5 L	E1	P001 IBC03 LP01 R001		MP19	T4	TP1	L4BN		3	W12			CE8	80
2493	HEXAMETHYLENEIMINE	3	FC	II	3+8		1 L	E2	P001 IBC02		MP19	T7	TP1	L4BH		2				CE7	338
2495	IODINE PENTAFLUORIDE	5.1	OTC	I	5.1+6.1+8		0	E0	P200		MP2			L10DH	TU3 TU38 TE16 TE22	1			CW24 CW28		568
2496	PROPIONIC ANHYDRIDE	8	C3	III	8		5 L	E1	P001 IBC03 LP01 R001		MP19	T4	TP1	L4BN		3	W12			CE8	80
2498	1,2,3,6-TETRAHYDRO-BENZALDEHYDE	3	F1	III	3		5 L	E1	P001 IBC03 LP01 R001		MP19	T2	TP1	LGBF		3	W12			CE4	30
2501	TRIS-(1-AZIRIDINYL) PHOSPHINE OXIDE SOLUTION	6.1	T1	II	6.1		100 ml	E4	P001 IBC02		MP15	T7	TP2	L4BH	TU15	2			CW13 CW28 CW31	CE5	60
2501	TRIS-(1-AZIRIDINYL) PHOSPHINE OXIDE SOLUTION	6.1	T1	III	6.1		5 L	E1	P001 IBC03 LP01 R001		MP19	T4	TP1	L4BH	TU15	2	W12		CW13 CW28 CW31	CE8	60
2502	VALERYL CHLORIDE	8	CF1	II	8+3		1 L	E2	P001 IBC02		MP15	T7	TP2	L4BN		2				CE6	83
2503	ZIRCONIUM TETRACHLORIDE	8	C2	III	8		5 kg	E1	P002 IBC08 LP02 R001	B3	MP10	T1	TP33	SGAV		3		VC1 VC2 AP7		CE11	80

UN No.	Name and description	Class	Classification code	Packing group	Labels	Special provisions	Limited and excepted quantities		Packaging			Portable tanks and bulk containers		RID Tanks		Transport category	Special provisions for carriage			Colis express (express parcels)	Hazard identification No.
									Packing instructions	Special packing provisions	Mixed packing provisions	Instructions	Special provisions	Tank code	Special provisions		Packages	Bulk	Loading, unloading and handling		
	3.1.2	2.2	2.2	2.1.1.3	5.2.2	3.3	3.4/3.5.1.2		4.1.4	4.1.4	4.1.10	4.2.5.2, 7.3.2	4.2.5.3	4.3	4.3.5, 6.8.4	1.1.3.1(c)	7.2.4	7.3.3	7.5.11	7.6	5.3.2.3
(1)	(2)	(3a)	(3b)	(4)	(5)	(6)	(7a)	(7b)	(8)	(9a)	(9b)	(10)	(11)	(12)	(13)	(15)	(16)	(17)	(18)	(19)	(20)
2504	TETRABROMOETHANE	6.1	T1	III	6.1		5 L	E1	P001 IBC03 LP01 R001		MP19	T4	TP1	L4BH	TU15	2	W12		CW13 CW28 CW31	CE8	60
2505	AMMONIUM FLUORIDE	6.1	T5	III	6.1		5 kg	E1	P002 IBC08 LP02 R001	B3	MP10	T1	TP33	SGAH	TU15	2		VC1 VC2 AP7	CW13 CW28 CW31	CE11	60
2506	AMMONIUM HYDROGEN SULPHATE	8	C2	II	8		1 kg	E2	P002 IBC08	B4	MP10	T3	TP33	SGAV		2	W11	VC1 VC2 AP7		CE10	80
2507	CHLOROPLATINIC ACID, SOLID	8	C2	III	8		5 kg	E1	P002 IBC08 LP02 R001	B3	MP10	T1	TP33	SGAV		3		VC1 VC2 AP7		CE11	80
2508	MOLYBDENUM PENTACHLORIDE	8	C2	III	8		5 kg	E1	P002 IBC08 LP02 R001	B3	MP10	T1	TP33	SGAV		3		VC1 VC2 AP7		CE11	80
2509	POTASSIUM HYDROGEN SULPHATE	8	C2	II	8		1 kg	E2	P002 IBC08	B4	MP10	T3	TP33	SGAV		2	W11	VC1 VC2 AP7		CE10	80
2511	2-CHLOROPROPIONIC ACID	8	C3	III	8		5 L	E1	P001 IBC03 LP01 R001		MP19	T4	TP2	L4BN		3	W12			CE8	80
2512	AMINOPHENOLS (o-, m-, p-)	6.1	T2	III	6.1	279	5 kg	E1	P002 IBC08 LP02 R001	B3	MP10	T1	TP33	SGAH L4BH	TU15	2		VC1 VC2 AP7	CW13 CW28 CW31	CE11	60
2513	BROMOACETYL BROMIDE	8	C3	II	8		1 L	E2	P001 IBC02		MP15	T8	TP2	L4BN		2				CE6	X80
2514	BROMOBENZENE	3	F1	III	3		5 L	E1	P001 IBC03 LP01 R001		MP19	T2	TP1	LGBF		3	W12			CE4	30

UN No.	Name and description	Class	Classification code	Packing group	Labels	Special provisions	Limited and excepted quantities		Packaging			Portable tanks and bulk containers		RID Tanks		Transport category	Special provisions for carriage			Colis express (express parcels)	Hazard identification No.
									Packing instructions	Special packing provisions	Mixed packing provisions	Instructions	Special provisions	Tank code	Special provisions		Packages	Bulk	Loading, unloading and handling		
	3.1.2	2.2	2.2	2.1.1.3	5.2.2	3.3	3.4/3.5.1.2		4.1.4	4.1.4	4.1.10	4.2.5.2, 7.3.2	4.2.5.3	4.3	4.3.5, 6.8.4	1.1.3.1(c)	7.2.4	7.3.3	7.5.11	7.6	5.3.2.3
(1)	(2)	(3a)	(3b)	(4)	(5)	(6)	(7a)	(7b)	(8)	(9a)	(9b)	(10)	(11)	(12)	(13)	(15)	(16)	(17)	(18)	(19)	(20)
2515	BROMOFORM	6.1	T1	III	6.1		5 L	E1	P001 IBC03 LP01 R001		MP19	T4	TP1	L4BH	TU15	2	W12		CW13 CW28 CW31	CE8	60
2516	CARBON TETRABROMIDE	6.1	T2	III	6.1		5 kg	E1	P002 IBC08 LP02 R001	B3	MP10	T1	TP33	SGAH L4BH	TU15	2		VC1 VC2 AP7	CW13 CW28 CW31	CE11	60
2517	1-CHLORO-1,1-DIFLUOROETHANE (REFRIGERANT GAS R 142b)	2	2F		2.1 (+13)	662	0	E0	P200		MP9	T50 (M)		PxBN(M)	TU38 TE22 TA4 TT9 TM6	2			CW9 CW10 CW36	CE3	23
2518	1,5,9-CYCLODODECATRIENE	6.1	T1	III	6.1		5 L	E1	P001 IBC03 LP01 R001		MP19	T4	TP1	L4BH	TU15	2	W12		CW13 CW28 CW31	CE8	60
2520	CYCLOOCTADIENES	3	F1	III	3		5 L	E1	P001 IBC03 LP01 R001		MP19	T2	TP1	LGBF		3	W12			CE4	30
2521	DIKETENE, STABILIZED	6.1	TF1	I	6.1+3	354 386	0	E0	P602		MP8 MP17	T20	TP2	L10CH	TU14 TU15 TU38 TE21 TE22	1			CW13 CW28 CW31		663
2522	2-DIMETHYLAMINOETHYL METHACRYLATE	6.1	T1	II	6.1		100 ml	E4	P001 IBC02		MP15	T7	TP2	L4BH	TU15	2			CW13 CW28 CW31	CE5	69
2524	ETHYL ORTHOFORMATE	3	F1	III	3		5 L	E1	P001 IBC03 LP01 R001		MP19	T2	TP1	LGBF		3	W12			CE4	30
2525	ETHYL OXALATE	6.1	T1	III	6.1		5 L	E1	P001 IBC03 LP01 R001		MP19	T4	TP1	L4BH	TU15	2	W12		CW13 CW28 CW31	CE8	60

UN No.	Name and description	Class	Classification code	Packing group	Labels	Special provisions	Limited and excepted quantities		Packaging			Portable tanks and bulk containers		RID Tanks		Transport category	Special provisions for carriage			Colis express (express parcels)	Hazard identification No.
									Packing instructions	Special packing provisions	Mixed packing provisions	Instructions	Special provisions	Tank code	Special provisions		Packages	Bulk	Loading, unloading and handling		
	3.1.2	2.2	2.2	2.1.1.3	5.2.2	3.3	3.4/3.5.1.2		4.1.4	4.1.4	4.1.10	4.2.5.2, 7.3.2	4.2.5.3	4.3	4.3.5, 6.8.4	1.1.3.1(c)	7.2.4	7.3.3	7.5.11	7.6	5.3.2.3
(1)	(2)	(3a)	(3b)	(4)	(5)	(6)	(7a)	(7b)	(8)	(9a)	(9b)	(10)	(11)	(12)	(13)	(15)	(16)	(17)	(18)	(19)	(20)
2526	FURFURYLAMINE	3	FC	III	3+8		5 L	E1	P001 IBC03 R001		MP19	T4	TP1	L4BN		3	W12			CE4	38
2527	ISOBUTYL ACRYLATE, STABILIZED	3	F1	III	3	386	5 L	E1	P001 IBC03 LP01 R001		MP19	T2	TP1	LGBF		3	W12			CE4	39
2528	ISOBUTYL ISOBUTYRATE	3	F1	III	3		5 L	E1	P001 IBC03 LP01 R001		MP19	T2	TP1	LGBF		3	W12			CE4	30
2529	ISOBUTYRIC ACID	3	FC	III	3+8		5 L	E1	P001 IBC03 R001		MP19	T4	TP1	L4BN		3	W12			CE4	38
2531	METHACRYLIC ACID, STABILIZED	8	C3	II	8	386	1 L	E2	P001 IBC02 LP01		MP15	T7	TP2 TP18 TP30	L4BN		2				CE8	89
2533	METHYL TRICHLOROACETATE	6.1	T1	III	6.1		5 L	E1	P001 IBC03 LP01 R001		MP19	T4	TP1	L4BH	TU15	2	W12		CW13 CW28 CW31	CE8	60
2534	METHYLCHLOROSILANE	2	2TFC		2.3+2.1+8		0	E0	P200		MP9	(M)				1			CW9 CW10 CW36		263
2535	4-METHYLMORPHOLINE (N-METHYLMORPHOLINE)	3	FC	II	3+8		1 L	E2	P001 IBC02		MP19	T7	TP1	L4BH		2				CE7	338
2536	METHYLTETRAHYDROFURAN	3	F1	II	3		1 L	E2	P001 IBC02 R001		MP19	T4	TP1	LGBF		2				CE7	33
2538	NITRONAPHTHALENE	4.1	F1	III	4.1		5 kg	E1	P002 IBC08 LP02 R001	B3	MP10	T1	TP33	SGAV		3	W1	VC1 VC2		CE11	40
2541	TERPINOLENE	3	F1	III	3		5 L	E1	P001 IBC03 LP01 R001		MP19	T2	TP1	LGBF		3	W12			CE4	30

UN No.	Name and description	Class	Classification code	Packing group	Labels	Special provisions	Limited and excepted quantities		Packaging			Portable tanks and bulk containers		RID Tanks		Transport category	Special provisions for carriage			Colis express (express parcels)	Hazard identification No.
									Packing instructions	Special packing provisions	Mixed packing provisions	Instructions	Special provisions	Tank code	Special provisions		Packages	Bulk	Loading, unloading and handling		
	3.1.2	2.2	2.2	2.1.1.3	5.2.2	3.3	3.4/3.5.1.2		4.1.4	4.1.4	4.1.10	4.2.5.2, 7.3.2	4.2.5.3	4.3	4.3.5, 6.8.4	1.1.3.1(c)	7.2.4	7.3.3	7.5.11	7.6	5.3.2.3
(1)	(2)	(3a)	(3b)	(4)	(5)	(6)	(7a)	(7b)	(8)	(9a)	(9b)	(10)	(11)	(12)	(13)	(15)	(16)	(17)	(18)	(19)	(20)
2542	TRIBUTYLAMINE	6.1	T1	II	6.1		100 ml	E4	P001 IBC02		MP15	T7	TP2	L4BH	TU15	2			CW13 CW28 CW31	CE5	60
2545	HAFNIUM POWDER, DRY	4.2	S4	I	4.2	540	0	E0	P404		MP13					0	W1				43
2545	HAFNIUM POWDER, DRY	4.2	S4	II	4.2	540	0	E2	P410 IBC06		MP14	T3	TP33	SGAN		2	W1			CE10	40
2545	HAFNIUM POWDER, DRY	4.2	S4	III	4.2	540	0	E1	P002 IBC08 LP02 R001	B3	MP14	T1	TP33	SGAN		3	W1	VC1 VC2 AP1		CE11	40
2546	TITANIUM POWDER, DRY	4.2	S4	I	4.2	540	0	E0	P404		MP13					0	W1				43
2546	TITANIUM POWDER, DRY	4.2	S4	II	4.2	540	0	E2	P410 IBC06		MP14	T3	TP33	SGAN		2	W1			CE10	40
2546	TITANIUM POWDER, DRY	4.2	S4	III	4.2	540	0	E1	P002 IBC08 LP02 R001	B3	MP14	T1	TP33	SGAN		3	W1	VC1 VC2 AP1		CE11	40
2547	SODIUM SUPEROXIDE	5.1	O2	I	5.1		0	E0	P503 IBC06		MP2					1	W10		CW24		55
2548	CHLORINE PENTAFLUORIDE	2	2TOC		2.3+5.1+8		0	E0	P200		MP9					1			CW9 CW10 CW36		265
2552	HEXAFLUOROACETONE HYDRATE, LIQUID	6.1	T1	II	6.1		100 ml	E4	P001 IBC02		MP15	T7	TP2	L4BH	TU15	2			CW13 CW28 CW31	CE5	60
2554	METHYLALLYL CHLORIDE	3	F1	II	3		1 L	E2	P001 IBC02 R001		MP19	T4	TP1	LGBF		2				CE7	33
2555	NITROCELLULOSE WITH WATER (not less than 25% water, by mass)	4.1	D	II	4.1	541	0	E0	P406		MP2					2	W1			CE10	40
2556	NITROCELLULOSE WITH ALCOHOL (not less than 25% alcohol, by mass, and not more than 12.6% nitrogen, by dry mass)	4.1	D	II	4.1	541	0	E0	P406		MP2					2	W1			CE10	40

UN No.	Name and description	Class	Classification code	Packing group	Labels	Special provisions	Limited and excepted quantities		Packaging			Portable tanks and bulk containers		RID Tanks		Transport category	Special provisions for carriage			Colis express (express parcels)	Hazard identification No.
									Packing instructions	Special packing provisions	Mixed packing provisions	Instructions	Special provisions	Tank code	Special provisions		Packages	Bulk	Loading, unloading and handling		
	3.1.2	2.2	2.2	2.1.1.3	5.2.2	3.3	3.4/3.5.1.2		4.1.4	4.1.4	4.1.10	4.2.5.2, 7.3.2	4.2.5.3	4.3	4.3.5, 6.8.4	1.1.3.1(c)	7.2.4	7.3.3	7.5.11	7.6	5.3.2.3
(1)	(2)	(3a)	(3b)	(4)	(5)	(6)	(7a)	(7b)	(8)	(9a)	(9b)	(10)	(11)	(12)	(13)	(15)	(16)	(17)	(18)	(19)	(20)
2557	NITROCELLULOSE, with not more than 12.6% nitrogen, by dry mass, MIXTURE WITH or WITHOUT PLASTICIZER, WITH or WITHOUT PIGMENT	4.1	D	II	4.1	241 541	0	E0	P406		MP2					2	W1			CE10	40
2558	EPIBROMOHYDRIN	6.1	TF1	I	6.1+3		0	E0	P001		MP8 MP17	T14	TP2	L10CH	TU14 TU15 TU38 TE21 TE22	1			CW13 CW28 CW31		663
2560	2-METHYLPENTAN-2-OL	3	F1	III	3		5 L	E1	P001 IBC03 LP01 R001		MP19	T2	TP1	LGBF		3	W12			CE4	30
2561	3-METHYL-1-BUTENE	3	F1	I	3		0	E3	P001		MP7 MP17	T11	TP2	L4BN		1					33
2564	TRICHLOROACETIC ACID SOLUTION	8	C3	II	8		1 L	E2	P001 IBC02		MP15	T7	TP2	L4BN		2				CE6	80
2564	TRICHLOROACETIC ACID SOLUTION	8	C3	III	8		5 L	E1	P001 IBC03 LP01 R001		MP19	T4	TP1	L4BN		3	W12			CE8	80
2565	DICYCLOHEXYLAMINE	8	C7	III	8		5 L	E1	P001 IBC03 LP01 R001		MP19	T4	TP1	L4BN		3	W12			CE8	80
2567	SODIUM PENTACHLOROPHENATE	6.1	T2	II	6.1		500 g	E4	P002 IBC08	B4	MP10	T3	TP33	SGAH	TU15	2	W11		CW13 CW28 CW31	CE9	60
2570	CADMIUM COMPOUND	6.1	T5	I	6.1	274 596	0	E5	P002 IBC07		MP18	T6	TP33	S10AH L10CH	TU14 TU15 TU38 TE21 TE22	1	W10		CW13 CW28 CW31		66
2570	CADMIUM COMPOUND	6.1	T5	II	6.1	274 596	500 g	E4	P002 IBC08	B4	MP10	T3	TP33	SGAH L4BH	TU15	2	W11		CW13 CW28 CW31	CE9	60

UN No.	Name and description	Class	Classification code	Packing group	Labels	Special provisions	Limited and excepted quantities		Packaging			Portable tanks and bulk containers		RID Tanks		Transport category	Special provisions for carriage			Colis express (express parcels)	Hazard identification No.
									Packing instructions	Special packing provisions	Mixed packing provisions	Instructions	Special provisions	Tank code	Special provisions		Packages	Bulk	Loading, unloading and handling		
	3.1.2	2.2	2.2	2.1.1.3	5.2.2	3.3	3.4/3.5.1.2		4.1.4	4.1.4	4.1.10	4.2.5.2, 7.3.2	4.2.5.3	4.3	4.3.5, 6.8.4	1.1.3.1(c)	7.2.4	7.3.3	7.5.11	7.6	5.3.2.3
(1)	(2)	(3a)	(3b)	(4)	(5)	(6)	(7a)	(7b)	(8)	(9a)	(9b)	(10)	(11)	(12)	(13)	(15)	(16)	(17)	(18)	(19)	(20)
2570	CADMIUM COMPOUND	6.1	T5	III	6.1	274 596	5 kg	E1	P002 IBC08 LP02 R001	B3	MP10	T1	TP33	SGAH L4BH	TU15	2		VC1 VC2 AP7	CW13 CW28 CW31	CE11	60
2571	ALKYLSULPHURIC ACIDS	8	C3	II	8		1 L	E2	P001 IBC02		MP15	T8	TP2 TP28	L4BN		2				CE6	80
2572	PHENYLHYDRAZINE	6.1	T1	II	6.1		100 ml	E4	P001 IBC02		MP15	T7	TP2	L4BH	TU15	2			CW13 CW28 CW31	CE5	60
2573	THALLIUM CHLORATE	5.1	OT2	II	5.1+6.1		1 kg	E2	P002 IBC06		MP2	T3	TP33	SGAN	TU3	2	W11		CW24 CW28	CE10	56
2574	TRICRESYL PHOSPHATE with more than 3% ortho isomer	6.1	T1	II	6.1		100 ml	E4	P001 IBC02		MP15	T7	TP2	L4BH	TU15	2			CW13 CW28 CW31	CE5	60
2576	PHOSPHORUS OXYBROMIDE, MOLTEN	8	C1	II	8		0	E0				T7	TP3	L4BN		2					80
2577	PHENYLACETYL CHLORIDE	8	C3	II	8		1 L	E2	P001 IBC02		MP15	T7	TP2	L4BN		2				CE6	80
2578	PHOSPHORUS TRIOXIDE	8	C2	III	8		5 kg	E1	P002 IBC08 LP02 R001	B3	MP10	T1	TP33	SGAV		3		VC1 VC2 AP7		CE11	80
2579	PIPERAZINE	8	C8	III	8		5 kg	E1	P002 IBC08 LP02 R001	B3	MP10	T1	TP33	SGAV L4BN		3		VC1 VC2 AP7		CE11	80
2580	ALUMINIUM BROMIDE SOLUTION	8	C1	III	8		5 L	E1	P001 IBC03 LP01 R001		MP19	T4	TP1	L4BN		3	W12			CE8	80
2581	ALUMINIUM CHLORIDE SOLUTION	8	C1	III	8		5 L	E1	P001 IBC03 LP01 R001		MP19	T4	TP1	L4BN	TU42	3	W12			CE8	80

UN No.	Name and description	Class	Classification code	Packing group	Labels	Special provisions	Limited and excepted quantities		Packaging			Portable tanks and bulk containers		RID Tanks		Transport category	Special provisions for carriage			Colis express (express parcels)	Hazard identification No.
									Packing instructions	Special packing provisions	Mixed packing provisions	Instructions	Special provisions	Tank code	Special provisions		Packages	Bulk	Loading, unloading and handling		
	3.1.2	2.2	2.2	2.1.1.3	5.2.2	3.3	3.4/3.5.1.2		4.1.4	4.1.4	4.1.10	4.2.5.2, 7.3.2	4.2.5.3	4.3	4.3.5, 6.8.4	1.1.3.1(c)	7.2.4	7.3.3	7.5.11	7.6	5.3.2.3
(1)	(2)	(3a)	(3b)	(4)	(5)	(6)	(7a)	(7b)	(8)	(9a)	(9b)	(10)	(11)	(12)	(13)	(15)	(16)	(17)	(18)	(19)	(20)
2582	FERRIC CHLORIDE SOLUTION	8	C1	III	8		5 L	E1	P001 IBC03 LP01 R001		MP19	T4	TP1	L4BN	TU42	3	W12			CE8	80
2583	ALKYLSULPHONIC ACIDS, SOLID or ARYLSULPHONIC ACIDS, SOLID with more than 5% free sulphuric acid	8	C2	II	8		1 kg	E2	P002 IBC08	B4	MP10	T3	TP33	SGAN L4BN		2	W11			CE10	80
2584	ALKYLSULPHONIC ACIDS, LIQUID or ARYLSULPHONIC ACIDS, LIQUID with more than 5% free sulphuric acid	8	C1	II	8		1 L	E2	P001 IBC02		MP15	T8	TP2	L4BN		2				CE6	80
2585	ALKYLSULPHONIC ACIDS, SOLID or ARYLSULPHONIC ACIDS, SOLID with not more than 5% free sulphuric acid	8	C4	III	8		5 kg	E1	P002 IBC08 LP02 R001	B3	MP10	T1	TP33	SGAV		3		VC1 VC2 AP7		CE11	80
2586	ALKYLSULPHONIC ACIDS, LIQUID or ARYLSULPHONIC ACIDS, LIQUID with not more than 5% free sulphuric acid	8	C3	III	8		5 L	E1	P001 IBC03 LP01 R001		MP19	T4	TP1	L4BN	TU42	3	W12			CE8	80
2587	BENZOQUINONE	6.1	T2	II	6.1		500 g	E4	P002 IBC08	B4	MP10	T3	TP33	SGAH L4BH	TU15	2	W11		CW13 CW28 CW31	CE9	60
2588	PESTICIDE, SOLID, TOXIC, N.O.S.	6.1	T7	I	6.1	61 274 648	0	E5	P002 IBC02		MP18	T6	TP33	S10AH L10CH	TU14 TU15 TU38 TE21 TE22	1			CW13 CW28 CW31	CE12	66
2588	PESTICIDE, SOLID, TOXIC, N.O.S.	6.1	T7	II	6.1	61 274 648	500 g	E4	P002 IBC08	B4	MP10	T3	TP33	SGAH L4BH	TU15	2	W11		CW13 CW28 CW31	CE9 CE12	60
2588	PESTICIDE, SOLID, TOXIC, N.O.S.	6.1	T7	III	6.1	61 274 648	5 kg	E1	P002 IBC08 LP02 R001	B3	MP10	T1	TP33	SGAH L4BH	TU15	2		VC1 VC2 AP7	CW13 CW28 CW31	CE11 CE12	60
2589	VINYL CHLOROACETATE	6.1	TF1	II	6.1+3		100 ml	E4	P001 IBC02		MP15	T7	TP2	L4BH	TU15	2			CW13 CW28 CW31	CE5	63

UN No.	Name and description	Class	Classification code	Packing group	Labels	Special provisions	Limited and excepted quantities		Packaging			Portable tanks and bulk containers		RID Tanks		Transport category	Special provisions for carriage			Colis express (express parcels)	Hazard identification No.
									Packing instructions	Special packing provisions	Mixed packing provisions	Instructions	Special provisions	Tank code	Special provisions		Packages	Bulk	Loading, unloading and handling		
	3.1.2	2.2	2.2	2.1.1.3	5.2.2	3.3	3.4/3.5.1.2		4.1.4	4.1.4	4.1.10	4.2.5.2, 7.3.2	4.2.5.3	4.3	4.3.5, 6.8.4	1.1.3.1(c)	7.2.4	7.3.3	7.5.11	7.6	5.3.2.3
(1)	(2)	(3a)	(3b)	(4)	(5)	(6)	(7a)	(7b)	(8)	(9a)	(9b)	(10)	(11)	(12)	(13)	(15)	(16)	(17)	(18)	(19)	(20)
2590	ASBESTOS, CHRYSOTILE	9	M1	III	9	168	5 kg	E1	P002 IBC08 R001	PP37 B4	MP10	T1	TP33	SGAH	TU15	3	W11		CW13 CW28 CW31	CE11	90
2591	XENON, REFRIGERATED LIQUID	2	3A		2.2 (+13)	593	120 ml	E1	P203		MP9	T75	TP5	RxBN	TU19 TA4 TT9 TM6	3	W5		CW9 CW11 CW36	CE2	22
2599	CHLOROTRIFLUOROMETHANE AND TRIFLUOROMETHANE AZEOTROPIC MIXTURE with approximately 60% chlorotrifluoromethane (REFRIGERANT GAS R 503)	2	2A		2.2 (+13)	662	120 ml	E1	P200		MP9	(M)		PxBN(M)	TA4 TT9 TM6	3			CW9 CW10 CW36	CE3	20
2601	CYCLOBUTANE	2	2F		2.1 (+13)	662	0	E0	P200		MP9	(M)		PxBN(M)	TU38 TE22 TA4 TT9 TM6	2			CW9 CW10 CW36	CE3	23
2602	DICHLORODIFLUOROMETHANE AND 1,1-DIFLUOROETHANE AZEOTROPIC MIXTURE with approximately 74% dichlorodifluoromethane (REFRIGERANT GAS R 500)	2	2A		2.2 (+13)	662	120 ml	E1	P200		MP9	T50 (M)		PxBN(M)	TA4 TT9 TM6	3			CW9 CW10 CW36	CE3	20
2603	CYCLOHEPTATRIENE	3	FT1	II	3+6.1		1 L	E2	P001 IBC02		MP19	T7	TP1	L4BH	TU15	2			CW13 CW28	CE7	336
2604	BORON TRIFLUORIDE DIETHYL ETHERATE	8	CF1	I	8+3		0	E0	P001		MP8 MP17	T10	TP2	L10BH	TU38 TE22	1					883
2605	METHOXYMETHYL ISOCYANATE	6.1	TF1	I	6.1+3	354	0	E0	P602		MP8 MP17	T20	TP2	L10CH	TU14 TU15 TU38 TE21 TE22	1			CW13 CW28 CW31		663
2606	METHYL ORTHOSILICATE	6.1	TF1	I	6.1+3	354	0	E0	P602		MP8 MP17	T20	TP2	L10CH	TU14 TU15 TU38 TE21 TE22	1			CW13 CW28 CW31		663

UN No.	Name and description	Class	Classification code	Packing group	Labels	Special provisions	Limited and excepted quantities		Packaging			Portable tanks and bulk containers		RID Tanks		Transport category	Special provisions for carriage			Colis express (express parcels)	Hazard identification No.
									Packing instructions	Special packing provisions	Mixed packing provisions	Instructions	Special provisions	Tank code	Special provisions		Packages	Bulk	Loading, unloading and handling		
	3.1.2	2.2	2.2	2.1.1.3	5.2.2	3.3	3.4/3.5.1.2		4.1.4	4.1.4	4.1.10	4.2.5.2, 7.3.2	4.2.5.3	4.3	4.3.5, 6.8.4	1.1.3.1(c)	7.2.4	7.3.3	7.5.11	7.6	5.3.2.3
(1)	(2)	(3a)	(3b)	(4)	(5)	(6)	(7a)	(7b)	(8)	(9a)	(9b)	(10)	(11)	(12)	(13)	(15)	(16)	(17)	(18)	(19)	(20)
2607	ACROLEIN DIMER, STABILIZED	3	F1	III	3	386	5 L	E1	P001 IBC03 LP01 R001		MP19	T2	TP1	LGBF		3	W12			CE4	39
2608	NITROPROPANES	3	F1	III	3		5 L	E1	P001 IBC03 LP01 R001		MP19	T2	TP1	LGBF		3	W12			CE4	30
2609	TRIALLYL BORATE	6.1	T1	III	6.1		5 L	E1	P001 IBC03 LP01 R001		MP19			L4BH	TU15	2	W12		CW13 CW28 CW31	CE8	60
2610	TRIALLYLAMINE	3	FC	III	3+8		5 L	E1	P001 IBC03 R001		MP19	T4	TP1	L4BN		3	W12			CE4	38
2611	PROPYLENE CHLOROHYDRIN	6.1	TF1	II	6.1+3		100 ml	E4	P001 IBC02		MP15	T7	TP2	L4BH	TU15	2			CW13 CW28 CW31	CE5	63
2612	METHYL PROPYL ETHER	3	F1	II	3		1 L	E2	P001 IBC02	B8	MP19	T7	TP2	L1.5BN		2				CE7	33
2614	METHALLYL ALCOHOL	3	F1	III	3		5 L	E1	P001 IBC03 LP01 R001		MP19	T2	TP1	LGBF		3	W12			CE4	30
2615	ETHYL PROPYL ETHER	3	F1	II	3		1 L	E2	P001 IBC02 R001		MP19	T4	TP1	LGBF		2				CE7	33
2616	TRIISOPROPYL BORATE	3	F1	II	3		1 L	E2	P001 IBC02 R001		MP19	T4	TP1	LGBF		2				CE7	33
2616	TRIISOPROPYL BORATE	3	F1	III	3		5 L	E1	P001 IBC03 LP01 R001		MP19	T2	TP1	LGBF		3	W12			CE4	30

UN No.	Name and description	Class	Classification code	Packing group	Labels	Special provisions	Limited and excepted quantities		Packaging			Portable tanks and bulk containers		RID Tanks		Transport category	Special provisions for carriage			Colis express (express parcels)	Hazard identification No.
									Packing instructions	Special packing provisions	Mixed packing provisions	Instructions	Special provisions	Tank code	Special provisions		Packages	Bulk	Loading, unloading and handling		
	3.1.2	2.2	2.2	2.1.1.3	5.2.2	3.3	3.4/3.5.1.2		4.1.4	4.1.4	4.1.10	4.2.5.2, 7.3.2	4.2.5.3	4.3	4.3.5, 6.8.4	1.1.3.1(c)	7.2.4	7.3.3	7.5.11	7.6	5.3.2.3
(1)	(2)	(3a)	(3b)	(4)	(5)	(6)	(7a)	(7b)	(8)	(9a)	(9b)	(10)	(11)	(12)	(13)	(15)	(16)	(17)	(18)	(19)	(20)
2617	METHYLCYCLOHEXANOLS, flammable	3	F1	III	3		5 L	E1	P001 IBC03 LP01 R001		MP19	T2	TP1	LGBF		3	W12			CE4	30
2618	VINYLTOLUENES, STABILIZED	3	F1	III	3	386	5 L	E1	P001 IBC03 LP01 R001		MP19	T2	TP1	LGBF		3	W12			CE4	39
2619	BENZYL DIMETHYLAMINE	8	CF1	II	8+3		1 L	E2	P001 IBC02		MP15	T7	TP2	L4BN		2				CE6	83
2620	AMYL BUTYRATES	3	F1	III	3		5 L	E1	P001 IBC03 LP01 R001		MP19	T2	TP1	LGBF		3	W12			CE4	30
2621	ACETYL METHYL CARBINOL	3	F1	III	3		5 L	E1	P001 IBC03 LP01 R001		MP19	T2	TP1	LGBF		3	W12			CE4	30
2622	GLYCIDALDEHYDE	3	FT1	II	3+6.1		1 L	E2	P001 IBC02	B8	MP19	T7	TP1	L4BH	TU15	2			CW13 CW28	CE7	336
2623	FIRELIGHTERS, SOLID with flammable liquid	4.1	F1	III	4.1		5 kg	E1	P002 LP02 R001	PP15	MP11					4	W1			CE11	40
2624	MAGNESIUM SILICIDE	4.3	W2	II	4.3		500 g	E2	P410 IBC07		MP14	T3	TP33	SGAN		2	W1		CW23	CE10	423
2626	CHLORIC ACID, AQUEOUS SOLUTION with not more than 10% chloric acid	5.1	O1	II	5.1	613	1 L	E0	P504 IBC02		MP2	T4	TP1	L4BN	TU3	2			CW24	CE6	50
2627	NITRITES, INORGANIC, N.O.S.	5.1	O2	II	5.1	103 274	1 kg	E2	P002 IBC08	B4	MP10	T3	TP33	SGAN	TU3	2	W11		CW24	CE10	50
2628	POTASSIUM FLUOROACETATE	6.1	T2	I	6.1		0	E5	P002 IBC07		MP18	T6	TP33	S10AH	TU15	1	W10		CW13 CW28 CW31		66
2629	SODIUM FLUOROACETATE	6.1	T2	I	6.1		0	E5	P002 IBC07		MP18	T6	TP33	S10AH	TU15	1	W10		CW13 CW28 CW31		66

UN No.	Name and description	Class	Classification code	Packing group	Labels	Special provisions	Limited and excepted quantities		Packaging			Portable tanks and bulk containers		RID Tanks		Transport category	Special provisions for carriage			Colis express (express parcels)	Hazard identification No.
									Packing instructions	Special packing provisions	Mixed packing provisions	Instructions	Special provisions	Tank code	Special provisions		Packages	Bulk	Loading, unloading and handling		
	3.1.2	2.2	2.2	2.1.1.3	5.2.2	3.3	3.4/3.5.1.2		4.1.4	4.1.4	4.1.10	4.2.5.2, 7.3.2	4.2.5.3	4.3	4.3.5, 6.8.4	1.1.3.1(c)	7.2.4	7.3.3	7.5.11	7.6	5.3.2.3
(1)	(2)	(3a)	(3b)	(4)	(5)	(6)	(7a)	(7b)	(8)	(9a)	(9b)	(10)	(11)	(12)	(13)	(15)	(16)	(17)	(18)	(19)	(20)
2630	SELENATES or SELENITES	6.1	T5	I	6.1	274	0	E5	P002 IBC07		MP18	T6	TP33	S10AH L10CH	TU14 TU15 TU38 TE21 TE22	1	W10		CW13 CW28 CW31		66
2642	FLUOROACETIC ACID	6.1	T2	I	6.1		0	E5	P002 IBC07		MP18	T6	TP33	S10AH L10CH	TU14 TU15 TU38 TE21 TE22	1	W10		CW13 CW28 CW31		66
2643	METHYL BROMOACETATE	6.1	T1	II	6.1		100 ml	E4	P001 IBC02		MP15	T7	TP2	L4BH	TU15	2			CW13 CW28 CW31	CE5	60
2644	METHYL IODIDE	6.1	T1	I	6.1	354	0	E0	P602		MP8 MP17	T20	TP2	L10CH	TU14 TU15 TU38 TE21 TE22	1			CW13 CW28 CW31		66
2645	PHENACYL BROMIDE	6.1	T2	II	6.1		500 g	E4	P002 IBC08	B4	MP10	T3	TP33	SGAH L4BH	TU15	2	W11		CW13 CW28 CW31	CE9	60
2646	HEXACHLOROCYCLOPENTADIENE	6.1	T1	I	6.1	354	0	E0	P602		MP8 MP17	T20	TP2	L10CH	TU14 TU15 TU38 TE21 TE22	1			CW13 CW28 CW31		66
2647	MALONONITRILE	6.1	T2	II	6.1		500 g	E4	P002 IBC08	B4	MP10	T3	TP33	SGAH L4BH	TU15	2	W11		CW13 CW28 CW31	CE9	60
2648	1,2-DIBROMOBUTAN-3-ONE	6.1	T1	II	6.1		100 ml	E4	P001 IBC02		MP15			L4BH	TU15	2			CW13 CW28 CW31	CE5	60
2649	1,3-DICHLOROACETONE	6.1	T2	II	6.1		500 g	E4	P002 IBC08	B4	MP10	T3	TP33	SGAH L4BH	TU15	2	W11		CW13 CW28 CW31	CE9	60

UN No.	Name and description	Class	Classification code	Packing group	Labels	Special provisions	Limited and excepted quantities		Packaging			Portable tanks and bulk containers		RID Tanks		Transport category	Special provisions for carriage			Colis express (express parcels)	Hazard identification No.
									Packing instructions	Special packing provisions	Mixed packing provisions	Instructions	Special provisions	Tank code	Special provisions		Packages	Bulk	Loading, unloading and handling		
	3.1.2	2.2	2.2	2.1.1.3	5.2.2	3.3	3.4/3.5.1.2		4.1.4	4.1.4	4.1.10	4.2.5.2, 7.3.2	4.2.5.3	4.3	4.3.5, 6.8.4	1.1.3.1(c)	7.2.4	7.3.3	7.5.11	7.6	5.3.2.3
(1)	(2)	(3a)	(3b)	(4)	(5)	(6)	(7a)	(7b)	(8)	(9a)	(9b)	(10)	(11)	(12)	(13)	(15)	(16)	(17)	(18)	(19)	(20)
2650	1,1-DICHLORO-1-NITROETHANE	6.1	T1	II	6.1		100 ml	E4	P001 IBC02		MP15	T7	TP2	L4BH	TU15	2			CW13 CW28 CW31	CE5	60
2651	4,4'-DIAMINODIPHENYLMETHANE	6.1	T2	III	6.1		5 kg	E1	P002 IBC08 LP02 R001	B3	MP10	T1	TP33	SGAH L4BH	TU15	2		VC1 VC2 AP7	CW13 CW28 CW31	CE11	60
2653	BENZYL IODIDE	6.1	T1	II	6.1		100 ml	E4	P001 IBC02		MP15	T7	TP2	L4BH	TU15	2			CW13 CW28 CW31	CE5	60
2655	POTASSIUM FLUOROSILICATE	6.1	T5	III	6.1		5 kg	E1	P002 IBC08 LP02 R001	B3	MP10	T1	TP33	SGAH L4BH	TU15	2		VC1 VC2 AP7	CW13 CW28 CW31	CE11	60
2656	QUINOLINE	6.1	T1	III	6.1		5 L	E1	P001 IBC03 LP01 R001		MP19	T4	TP1	L4BH	TU15	2	W12		CW13 CW28 CW31	CE8	60
2657	SELENIUM DISULPHIDE	6.1	T5	II	6.1		500 g	E4	P002 IBC08	B4	MP10	T3	TP33	SGAH L4BH	TU15	2	W11		CW13 CW28 CW31	CE9	60
2659	SODIUM CHLOROACETATE	6.1	T2	III	6.1		5 kg	E1	P002 IBC08 LP02 R001	B3	MP10	T1	TP33	SGAH	TU15	2		VC1 VC2 AP7	CW13 CW28 CW31	CE11	60
2660	NITROTOLUIDINES (MONO)	6.1	T2	III	6.1		5 kg	E1	P002 IBC08 LP02 R001	B3	MP10	T1	TP33	SGAH L4BH	TU15	2		VC1 VC2 AP7	CW13 CW28 CW31	CE11	60
2661	HEXACHLOROACETONE	6.1	T1	III	6.1		5 L	E1	P001 IBC03 LP01 R001		MP19	T4	TP1	L4BH	TU15	2	W12		CW13 CW28 CW31	CE8	60
2664	DIBROMOMETHANE	6.1	T1	III	6.1		5 L	E1	P001 IBC03 LP01 R001		MP19	T4	TP1	L4BH	TU15	2	W12		CW13 CW28 CW31	CE8	60

UN No.	Name and description	Class	Classification code	Packing group	Labels	Special provisions	Limited and excepted quantities		Packaging			Portable tanks and bulk containers		RID Tanks		Transport category	Special provisions for carriage			Colis express (express parcels)	Hazard identification No.
									Packing instructions	Special packing provisions	Mixed packing provisions	Instructions	Special provisions	Tank code	Special provisions		Packages	Bulk	Loading, unloading and handling		
	3.1.2	2.2	2.2	2.1.1.3	5.2.2	3.3	3.4/3.5.1.2		4.1.4	4.1.4	4.1.10	4.2.5.2, 7.3.2	4.2.5.3	4.3	4.3.5, 6.8.4	1.1.3.1(c)	7.2.4	7.3.3	7.5.11	7.6	5.3.2.3
(1)	(2)	(3a)	(3b)	(4)	(5)	(6)	(7a)	(7b)	(8)	(9a)	(9b)	(10)	(11)	(12)	(13)	(15)	(16)	(17)	(18)	(19)	(20)
2667	BUTYLTOLUENES	6.1	T1	III	6.1		5 L	E1	P001 IBC03 LP01 R001		MP19	T4	TP1	L4BH	TU15	2	W12		CW13 CW28 CW31	CE8	60
2668	CHLOROACETONITRILE	6.1	TF1	I	6.1+3	354	0	E0	P602		MP8 MP17	T20	TP2	L10CH	TU14 TU15 TU38 TE21 TE22	1			CW13 CW28 CW31		663
2669	CHLOROCRESOLS SOLUTION	6.1	T1	II	6.1		100 ml	E4	P001 IBC02		MP15	T7	TP2	L4BH	TU15	2			CW13 CW28 CW31	CE5	60
2669	CHLOROCRESOLS SOLUTION	6.1	T1	III	6.1		5 L	E1	P001 IBC03 LP01 R001		MP19	T7	TP2	L4BH	TU15	2	W12		CW13 CW28 CW31	CE8	60
2670	CYANURIC CHLORIDE	8	C4	II	8		1 kg	E2	P002 IBC08	B4	MP10	T3	TP33	SGAN L4BN		2	W11			CE10	80
2671	AMINOPYRIDINES (o-, m-, p-)	6.1	T2	II	6.1		500 g	E4	P002 IBC08	B4	MP10	T3	TP33	SGAH L4BH	TU15	2	W11		CW13 CW28 CW31	CE9	60
2672	AMMONIA SOLUTION, relative density between 0.880 and 0.957 at 15 °C in water, with more than 10% but not more than 35% ammonia	8	C5	III	8	543	5 L	E1	P001 IBC03 LP01 R001		MP19	T7	TP1	L4BN		3	W12			CE8	80
2673	2-AMINO-4-CHLOROPHENOL	6.1	T2	II	6.1		500 g	E4	P002 IBC08	B4	MP10	T3	TP33	SGAH L4BH	TU15	2	W11		CW13 CW28 CW31	CE9	60
2674	SODIUM FLUOROSILICATE	6.1	T5	III	6.1		5 kg	E1	P002 IBC08 LP02 R001	B3	MP10	T1	TP33	SGAH L4BH	TU15	2		VC1 VC2 AP7	CW13 CW28 CW31	CE11	60
2676	STIBINE	2	2TF		2.3+2.1		0	E0	P200		MP9					1			CW9 CW10 CW36		263
2677	RUBIDIUM HYDROXIDE SOLUTION	8	C5	II	8		1 L	E2	P001 IBC02		MP15	T7	TP2	L4BN		2				CE6	80

UN No.	Name and description	Class	Classification code	Packing group	Labels	Special provisions	Limited and excepted quantities		Packaging			Portable tanks and bulk containers		RID Tanks		Transport category	Special provisions for carriage			Colis express (express parcels)	Hazard identification No.
									Packing instructions	Special packing provisions	Mixed packing provisions	Instructions	Special provisions	Tank code	Special provisions		Packages	Bulk	Loading, unloading and handling		
	3.1.2	2.2	2.2	2.1.1.3	5.2.2	3.3	3.4/3.5.1.2		4.1.4	4.1.4	4.1.10	4.2.5.2, 7.3.2	4.2.5.3	4.3	4.3.5, 6.8.4	1.1.3.1(c)	7.2.4	7.3.3	7.5.11	7.6	5.3.2.3
(1)	(2)	(3a)	(3b)	(4)	(5)	(6)	(7a)	(7b)	(8)	(9a)	(9b)	(10)	(11)	(12)	(13)	(15)	(16)	(17)	(18)	(19)	(20)
2677	RUBIDIUM HYDROXIDE SOLUTION	8	C5	III	8		5 L	E1	P001 IBC03 LP01 R001		MP19	T4	TP1	L4BN		3	W12			CE8	80
2678	RUBIDIUM HYDROXIDE	8	C6	II	8		1 kg	E2	P002 IBC08	B4	MP10	T3	TP33	SGAN		2	W11			CE10	80
2679	LITHIUM HYDROXIDE SOLUTION	8	C5	II	8		1 L	E2	P001 IBC02		MP15	T7	TP2	L4BN		2				CE6	80
2679	LITHIUM HYDROXIDE SOLUTION	8	C5	III	8		5 L	E1	P001 IBC03 LP01 R001		MP19	T4	TP2	L4BN		3	W12			CE8	80
2680	LITHIUM HYDROXIDE	8	C6	II	8		1 kg	E2	P002 IBC08	B4	MP10	T3	TP33	SGAN		2	W11			CE10	80
2681	CAESIUM HYDROXIDE SOLUTION	8	C5	II	8		1 L	E2	P001 IBC02		MP15	T7	TP2	L4BN		2				CE6	80
2681	CAESIUM HYDROXIDE SOLUTION	8	C5	III	8		5 L	E1	P001 IBC03 LP01 R001		MP19	T4	TP1	L4BN		3	W12			CE8	80
2682	CAESIUM HYDROXIDE	8	C6	II	8		1 kg	E2	P002 IBC08	B4	MP10	T3	TP33	SGAN		2	W11			CE10	80
2683	AMMONIUM SULPHIDE SOLUTION	8	CFT	II	8+3+6.1		1 L	E2	P001 IBC01		MP15	T7	TP2	L4BN		2			CW13 CW28	CE6	86
2684	3-DIETHYLAMINOPROPYLAMINE	3	FC	III	3+8		5 L	E1	P001 IBC03 R001		MP19	T4	TP1	L4BN		3	W12			CE4	38
2685	N,N-DIETHYLETHYLENEDIAMINE	8	CF1	II	8+3		1 L	E2	P001 IBC02		MP15	T7	TP2	L4BN		2				CE6	83
2686	2-DIETHYLAMINOETHANOL	8	CF1	II	8+3		1 L	E2	P001 IBC02		MP15	T7	TP2	L4BN		2				CE6	83
2687	DICYCLOHEXYLAMMONIUM NITRITE	4.1	F3	III	4.1		5 kg	E1	P002 IBC08 LP02 R001	B3	MP11	T1	TP33	SGAV		3	W1	VC1 VC2		CE11	40

UN No.	Name and description	Class	Classification code	Packing group	Labels	Special provisions	Limited and excepted quantities		Packaging			Portable tanks and bulk containers		RID Tanks		Transport category	Special provisions for carriage			Colis express (express parcels)	Hazard identification No.
									Packing instructions	Special packing provisions	Mixed packing provisions	Instructions	Special provisions	Tank code	Special provisions		Packages	Bulk	Loading, unloading and handling		
	3.1.2	2.2	2.2	2.1.1.3	5.2.2	3.3	3.4/3.5.1.2		4.1.4	4.1.4	4.1.10	4.2.5.2, 7.3.2	4.2.5.3	4.3	4.3.5, 6.8.4	1.1.3.1(c)	7.2.4	7.3.3	7.5.11	7.6	5.3.2.3
(1)	(2)	(3a)	(3b)	(4)	(5)	(6)	(7a)	(7b)	(8)	(9a)	(9b)	(10)	(11)	(12)	(13)	(15)	(16)	(17)	(18)	(19)	(20)
2688	1-BROMO-3-CHLOROPROPANE	6.1	T1	III	6.1		5 L	E1	P001 IBC03 LP01 R001		MP19	T4	TP1	L4BH	TU15	2	W12		CW13 CW28 CW31	CE8	60
2689	GLYCEROL alpha-MONOCHLOROHYDRIN	6.1	T1	III	6.1		5 L	E1	P001 IBC03 LP01 R001		MP19	T4	TP1	L4BH	TU15	2	W12		CW13 CW28 CW31	CE8	60
2690	N,n-BUTYLIMIDAZOLE	6.1	T1	II	6.1		100 ml	E4	P001 IBC02		MP15	T7	TP2	L4BH	TU15	2			CW13 CW28 CW31	CE5	60
2691	PHOSPHORUS PENTABROMIDE	8	C2	II	8		1 kg	E0	P002 IBC08	B4	MP10	T3	TP33	SGAN		2	W11			CE10	80
2692	BORON TRIBROMIDE	8	C1	I	8		0	E0	P602		MP8 MP17	T20	TP2	L10BH	TU38 TE22	1					X88
2693	BISULPHITES, AQUEOUS SOLUTION, N.O.S.	8	C1	III	8	274	5 L	E1	P001 IBC03 LP01 R001		MP19	T7	TP1 TP28	L4BN	TU42	3	W12			CE8	80
2698	TETRAHYDROPHthalic ANHYDRIDES with more than 0.05% of maleic anhydride	8	C4	III	8	169	5 kg	E1	P002 IBC08 LP02 R001	PP14 B3	MP10	T1	TP33	SGAV L4BN		3		VC1 VC2 AP7		CE11	80
2699	TRIFLUOROACETIC ACID	8	C3	I	8		0	E0	P001		MP8 MP17	T10	TP2	L10BH	TU38 TE22	1					88
2705	1-PENTOL	8	C9	II	8		1 L	E2	P001 IBC02		MP15	T7	TP2	L4BN		2				CE6	80
2707	DIMETHYLDIOXANES	3	F1	II	3		1 L	E2	P001 IBC02 R001		MP19	T4	TP1	LGBF		2				CE7	33
2707	DIMETHYLDIOXANES	3	F1	III	3		5 L	E1	P001 IBC03 LP01 R001		MP19	T2	TP1	LGBF		3	W12			CE4	30

UN No.	Name and description	Class	Classification code	Packing group	Labels	Special provisions	Limited and excepted quantities		Packaging			Portable tanks and bulk containers		RID Tanks		Transport category	Special provisions for carriage			Colis express (express parcels)	Hazard identification No.
									Packing instructions	Special packing provisions	Mixed packing provisions	Instructions	Special provisions	Tank code	Special provisions		Packages	Bulk	Loading, unloading and handling		
	3.1.2	2.2	2.2	2.1.1.3	5.2.2	3.3	3.4/3.5.1.2		4.1.4	4.1.4	4.1.10	4.2.5.2, 7.3.2	4.2.5.3	4.3	4.3.5, 6.8.4	1.1.3.1(c)	7.2.4	7.3.3	7.5.11	7.6	5.3.2.3
(1)	(2)	(3a)	(3b)	(4)	(5)	(6)	(7a)	(7b)	(8)	(9a)	(9b)	(10)	(11)	(12)	(13)	(15)	(16)	(17)	(18)	(19)	(20)
2709	BUTYLBENZENES	3	F1	III	3		5 L	E1	P001 IBC03 LP01 R001		MP19	T2	TP1	LGBF		3	W12			CE4	30
2710	DIPROPYL KETONE	3	F1	III	3		5 L	E1	P001 IBC03 LP01 R001		MP19	T2	TP1	LGBF		3	W12			CE4	30
2713	ACRIDINE	6.1	T2	III	6.1		5 kg	E1	P002 IBC08 LP02 R001	B3	MP10	T1	TP33	SGAH L4BH	TU15	2		VC1 VC2 AP7	CW13 CW28 CW31	CE11	60
2714	ZINC RESINATE	4.1	F3	III	4.1		5 kg	E1	P002 IBC06 R001		MP11	T1	TP33	SGAV		3	W1	VC1 VC2		CE11	40
2715	ALUMINIUM RESINATE	4.1	F3	III	4.1		5 kg	E1	P002 IBC06 R001		MP11	T1	TP33	SGAV		3	W1	VC1 VC2		CE11	40
2716	1,4-BUTYNE DIOL	6.1	T2	III	6.1		5 kg	E1	P002 IBC08 LP02 R001	B3	MP10	T1	TP33	SGAH L4BH	TU15	2		VC1 VC2 AP7	CW13 CW28 CW31	CE11	60
2717	CAMPBOR, synthetic	4.1	F1	III	4.1		5 kg	E1	P002 IBC08 LP02 R001	B3	MP10	T1	TP33	SGAV		3	W1	VC1 VC2		CE11	40
2719	BARIUM BROMATE	5.1	OT2	II	5.1+6.1		1 kg	E2	P002 IBC08	B4	MP2	T3	TP33	SGAN	TU3	2	W11		CW24 CW28	CE10	56
2720	CHROMIUM NITRATE	5.1	O2	III	5.1		5 kg	E1	P002 IBC08 LP02 R001	B3	MP10	T1	TP33	SGAV	TU3	3		VC1 VC2 AP6 AP7	CW24	CE11	50
2721	COPPER CHLORATE	5.1	O2	II	5.1		1 kg	E2	P002 IBC08	B4	MP2	T3	TP33	SGAV	TU3	2	W11	VC1 VC2 AP6 AP7	CW24	CE10	50

UN No.	Name and description	Class	Classification code	Packing group	Labels	Special provisions	Limited and excepted quantities		Packaging			Portable tanks and bulk containers		RID Tanks		Transport category	Special provisions for carriage			Colis express (express parcels)	Hazard identification No.
									Packing instructions	Special packing provisions	Mixed packing provisions	Instructions	Special provisions	Tank code	Special provisions		Packages	Bulk	Loading, unloading and handling		
	3.1.2	2.2	2.2	2.1.1.3	5.2.2	3.3	3.4/3.5.1.2		4.1.4	4.1.4	4.1.10	4.2.5.2, 7.3.2	4.2.5.3	4.3	4.3.5, 6.8.4	1.1.3.1(c)	7.2.4	7.3.3	7.5.11	7.6	5.3.2.3
(1)	(2)	(3a)	(3b)	(4)	(5)	(6)	(7a)	(7b)	(8)	(9a)	(9b)	(10)	(11)	(12)	(13)	(15)	(16)	(17)	(18)	(19)	(20)
2722	LITHIUM NITRATE	5.1	O2	III	5.1		5 kg	E1	P002 IBC08 LP02 R001	B3	MP10	T1	TP33	SGAV	TU3	3		VC1 VC2 AP6 AP7	CW24	CE11	50
2723	MAGNESIUM CHLORATE	5.1	O2	II	5.1		1 kg	E2	P002 IBC08	B4	MP2	T3	TP33	SGAV	TU3	2	W11	VC1 VC2 AP6 AP7	CW24	CE10	50
2724	MANGANESE NITRATE	5.1	O2	III	5.1		5 kg	E1	P002 IBC08 LP02 R001	B3	MP10	T1	TP33	SGAV	TU3	3		VC1 VC2 AP6 AP7	CW24	CE11	50
2725	NICKEL NITRATE	5.1	O2	III	5.1		5 kg	E1	P002 IBC08 LP02 R001	B3	MP10	T1	TP33	SGAV	TU3	3		VC1 VC2 AP6 AP7	CW24	CE11	50
2726	NICKEL NITRITE	5.1	O2	III	5.1		5 kg	E1	P002 IBC08 LP02 R001	B3	MP10	T1	TP33	SGAV	TU3	3		VC1 VC2 AP6 AP7	CW24	CE11	50
2727	THALLIUM NITRATE	6.1	TO2	II	6.1+5.1		500 g	E4	P002 IBC06		MP10	T3	TP33	SGAH	TU15	2	W11		CW13 CW28 CW31	CE9	65
2728	ZIRCONIUM NITRATE	5.1	O2	III	5.1		5 kg	E1	P002 IBC08 LP02 R001	B3	MP10	T1	TP33	SGAV	TU3	3		VC1 VC2 AP6 AP7	CW24	CE11	50
2729	HEXACHLOROBENZENE	6.1	T2	III	6.1		5 kg	E1	P002 IBC08 LP02 R001	B3	MP10	T1	TP33	SGAH	TU15	2		VC1 VC2 AP7	CW13 CW28 CW31	CE11	60
2730	NITROANISOLES, LIQUID	6.1	T1	III	6.1	279	5 L	E1	P001 IBC03 LP01 R001		MP19	T4	TP1	L4BH	TU15	2	W12		CW13 CW28 CW31	CE8	60

UN No.	Name and description	Class	Classification code	Packing group	Labels	Special provisions	Limited and excepted quantities		Packaging			Portable tanks and bulk containers		RID Tanks		Transport category	Special provisions for carriage			Colis express (express parcels)	Hazard identification No.
									Packing instructions	Special packing provisions	Mixed packing provisions	Instructions	Special provisions	Tank code	Special provisions		Packages	Bulk	Loading, unloading and handling		
	3.1.2	2.2	2.2	2.1.1.3	5.2.2	3.3	3.4/3.5.1.2		4.1.4	4.1.4	4.1.10	4.2.5.2, 7.3.2	4.2.5.3	4.3	4.3.5, 6.8.4	1.1.3.1(c)	7.2.4	7.3.3	7.5.11	7.6	5.3.2.3
(1)	(2)	(3a)	(3b)	(4)	(5)	(6)	(7a)	(7b)	(8)	(9a)	(9b)	(10)	(11)	(12)	(13)	(15)	(16)	(17)	(18)	(19)	(20)
2732	NITROBROMOBENZENES, LIQUID	6.1	T1	III	6.1		5 L	E1	P001 IBC03 LP01 R001		MP19	T4	TP1	L4BH	TU15	2	W12		CW13 CW28 CW31	CE8	60
2733	AMINES, FLAMMABLE, CORROSIVE, N.O.S. or POLYAMINES, FLAMMABLE, CORROSIVE, N.O.S.	3	FC	I	3+8	274 544	0	E0	P001		MP7 MP17	T14	TP1 TP27	L10CH	TU14 TU38 TE21 TE22	1					338
2733	AMINES, FLAMMABLE, CORROSIVE, N.O.S. or POLYAMINES, FLAMMABLE, CORROSIVE, N.O.S.	3	FC	II	3+8	274 544	1 L	E2	P001 IBC02		MP19	T11	TP1 TP27	L4BH		2				CE7	338
2733	AMINES, FLAMMABLE, CORROSIVE, N.O.S. or POLYAMINES, FLAMMABLE, CORROSIVE, N.O.S.	3	FC	III	3+8	274 544	5 L	E1	P001 IBC03 R001		MP19	T7	TP1 TP28	L4BN		3	W12			CE4	38
2734	AMINES, LIQUID, CORROSIVE, FLAMMABLE, N.O.S. or POLYAMINES, LIQUID, CORROSIVE, FLAMMABLE, N.O.S.	8	CF1	I	8+3	274	0	E0	P001		MP8 MP17	T14	TP2 TP27	L10BH	TU38 TE22	1					883
2734	AMINES, LIQUID, CORROSIVE, FLAMMABLE, N.O.S. or POLYAMINES, LIQUID, CORROSIVE, FLAMMABLE, N.O.S.	8	CF1	II	8+3	274	1 L	E2	P001 IBC02		MP15	T11	TP2 TP27	L4BN		2				CE6	83
2735	AMINES, LIQUID, CORROSIVE, N.O.S. or POLYAMINES, LIQUID, CORROSIVE, N.O.S.	8	C7	I	8	274	0	E0	P001		MP8 MP17	T14	TP2 TP27	L10BH	TU38 TE22	1					88
2735	AMINES, LIQUID, CORROSIVE, N.O.S. or POLYAMINES, LIQUID, CORROSIVE, N.O.S.	8	C7	II	8	274	1 L	E2	P001 IBC02		MP15	T11	TP1 TP27	L4BN		2				CE6	80
2735	AMINES, LIQUID, CORROSIVE, N.O.S. or POLYAMINES, LIQUID, CORROSIVE, N.O.S.	8	C7	III	8	274	5 L	E1	P001 IBC03 LP01 R001		MP19	T7	TP1 TP28	L4BN		3	W12			CE8	80
2738	N-BUTYLANILINE	6.1	T1	II	6.1		100 ml	E4	P001 IBC02		MP15	T7	TP2	L4BH	TU15	2			CW13 CW28 CW31	CE5	60

UN No.	Name and description	Class	Classification code	Packing group	Labels	Special provisions	Limited and excepted quantities		Packaging			Portable tanks and bulk containers		RID Tanks		Transport category	Special provisions for carriage			Colis express (express parcels)	Hazard identification No.
									Packing instructions	Special packing provisions	Mixed packing provisions	Instructions	Special provisions	Tank code	Special provisions		Packages	Bulk	Loading, unloading and handling		
	3.1.2	2.2	2.2	2.1.1.3	5.2.2	3.3	3.4/3.5.1.2		4.1.4	4.1.4	4.1.10	4.2.5.2, 7.3.2	4.2.5.3	4.3	4.3.5, 6.8.4	1.1.3.1(c)	7.2.4	7.3.3	7.5.11	7.6	5.3.2.3
(1)	(2)	(3a)	(3b)	(4)	(5)	(6)	(7a)	(7b)	(8)	(9a)	(9b)	(10)	(11)	(12)	(13)	(15)	(16)	(17)	(18)	(19)	(20)
2739	BUTYRIC ANHYDRIDE	8	C3	III	8		5 L	E1	P001 IBC03 LP01 R001		MP19	T4	TP1	L4BN		3	W12			CE8	80
2740	n-PROPYL CHLOROFORMATE	6.1	TFC	I	6.1+3+8		0	E0	P602		MP8 MP17	T20	TP2	L10CH	TU14 TU15 TU38 TE21 TE22	1			CW13 CW28 CW31		668
2741	BARIUM HYPOCHLORITE with more than 22% available chlorine	5.1	OT2	II	5.1+6.1		1 kg	E2	P002 IBC08	B4	MP2	T3	TP33	SGAN	TU3	2	W11		CW24 CW28	CE10	56
2742	CHLOROFORMATES, TOXIC, CORROSIVE, FLAMMABLE, N.O.S.	6.1	TFC	II	6.1+3+8	274 561	100 ml	E4	P001 IBC01		MP15			L4BH	TU15	2			CW13 CW28 CW31	CE5	638
2743	n-BUTYL CHLOROFORMATE	6.1	TFC	II	6.1+3+8		100 ml	E0	P001		MP15	T20	TP2	L4BH	TU15	2			CW13 CW28 CW31	CE5	638
2744	CYCLOBUTYL CHLOROFORMATE	6.1	TFC	II	6.1+3+8		100 ml	E4	P001 IBC01		MP15	T7	TP2	L4BH	TU15	2			CW13 CW28 CW31	CE5	638
2745	CHLOROMETHYL CHLOROFORMATE	6.1	TC1	II	6.1+8		100 ml	E4	P001 IBC02		MP15	T7	TP2	L4BH	TU15	2			CW13 CW28 CW31	CE5	68
2746	PHENYL CHLOROFORMATE	6.1	TC1	II	6.1+8		100 ml	E4	P001 IBC02		MP15	T7	TP2	L4BH	TU15	2			CW13 CW28 CW31	CE5	68
2747	tert-BUTYLCYCLOHEXYL CHLOROFORMATE	6.1	T1	III	6.1		5 L	E1	P001 IBC03 LP01 R001		MP19	T4	TP1	L4BH	TU15	2	W12		CW13 CW28 CW31	CE8	60
2748	2-ETHYLHEXYL CHLOROFORMATE	6.1	TC1	II	6.1+8		100 ml	E4	P001 IBC02		MP15	T7	TP2	L4BH	TU15	2			CW13 CW28 CW31	CE5	68
2749	TETRAMETHYLSILANE	3	F1	I	3		0	E0	P001		MP7 MP17	T14	TP2	L4BN		1					33

UN No.	Name and description	Class	Classification code	Packing group	Labels	Special provisions	Limited and excepted quantities		Packaging			Portable tanks and bulk containers		RID Tanks		Transport category	Special provisions for carriage			Colis express (express parcels)	Hazard identification No.
									Packing instructions	Special packing provisions	Mixed packing provisions	Instructions	Special provisions	Tank code	Special provisions		Packages	Bulk	Loading, unloading and handling		
	3.1.2	2.2	2.2	2.1.1.3	5.2.2	3.3	3.4/3.5.1.2		4.1.4	4.1.4	4.1.10	4.2.5.2, 7.3.2	4.2.5.3	4.3	4.3.5, 6.8.4	1.1.3.1(c)	7.2.4	7.3.3	7.5.11	7.6	5.3.2.3
(1)	(2)	(3a)	(3b)	(4)	(5)	(6)	(7a)	(7b)	(8)	(9a)	(9b)	(10)	(11)	(12)	(13)	(15)	(16)	(17)	(18)	(19)	(20)
2750	1,3-DICHLOROPROPANOL-2	6.1	T1	II	6.1		100 ml	E4	P001 IBC02		MP15	T7	TP2	L4BH	TU15	2			CW13 CW28 CW31	CE5	60
2751	DIETHYLTHIOPHOSPHORYL CHLORIDE	8	C3	II	8		1 L	E2	P001 IBC02		MP15	T7	TP2	L4BN		2				CE6	80
2752	1,2-EPOXY-3-ETHOXYPROPANE	3	F1	III	3		5 L	E1	P001 IBC03 LP01 R001		MP19	T2	TP1	LGBF		3	W12			CE4	30
2753	N-ETHYLBENZYL TOLUIDINES, LIQUID	6.1	T1	III	6.1		5 L	E1	P001 IBC03 LP01 R001		MP19	T7	TP1	L4BH	TU15	2	W12		CW13 CW28 CW31	CE8	60
2754	N-ETHYL TOLUIDINES	6.1	T1	II	6.1		100 ml	E4	P001 IBC02		MP15	T7	TP2	L4BH	TU15	2			CW13 CW28 CW31	CE5	60
2757	CARBAMATE PESTICIDE, SOLID, TOXIC	6.1	T7	I	6.1	61 274 648	0	E5	P002 IBC07		MP18	T6	TP33	S10AH L10CH	TU14 TU15 TU38 TE21 TE22	1	W10		CW13 CW28 CW31	CE12	66
2757	CARBAMATE PESTICIDE, SOLID, TOXIC	6.1	T7	II	6.1	61 274 648	500 g	E4	P002 IBC08	B4	MP10	T3	TP33	SGAH L4BH	TU15	2	W11		CW13 CW28 CW31	CE9 CE12	60
2757	CARBAMATE PESTICIDE, SOLID, TOXIC	6.1	T7	III	6.1	61 274 648	5 kg	E1	P002 IBC08 LP02 R001	B3	MP10	T1	TP33	SGAH L4BH	TU15	2		VC1 VC2 AP7	CW13 CW28 CW31	CE11 CE12	60
2758	CARBAMATE PESTICIDE, LIQUID, FLAMMABLE, TOXIC, flash-point less than 23 °C	3	FT2	I	3+6.1	61 274	0	E0	P001		MP7 MP17	T14	TP2 TP27	L10CH	TU14 TU15 TU38 TE21 TE22	1			CW13 CW28		336
2758	CARBAMATE PESTICIDE, LIQUID, FLAMMABLE, TOXIC, flash-point less than 23 °C	3	FT2	II	3+6.1	61 274	1 L	E2	P001 IBC02 R001		MP19	T11	TP2 TP27	L4BH	TU15	2			CW13 CW28	CE7	336

UN No.	Name and description	Class	Classification code	Packing group	Labels	Special provisions	Limited and excepted quantities		Packaging			Portable tanks and bulk containers		RID Tanks		Transport category	Special provisions for carriage			Colis express (express parcels)	Hazard identification No.
									Packing instructions	Special packing provisions	Mixed packing provisions	Instructions	Special provisions	Tank code	Special provisions		Packages	Bulk	Loading, unloading and handling		
	3.1.2	2.2	2.2	2.1.1.3	5.2.2	3.3	3.4/3.5.1.2		4.1.4	4.1.4	4.1.10	4.2.5.2, 7.3.2	4.2.5.3	4.3	4.3.5, 6.8.4	1.1.3.1(c)	7.2.4	7.3.3	7.5.11	7.6	5.3.2.3
(1)	(2)	(3a)	(3b)	(4)	(5)	(6)	(7a)	(7b)	(8)	(9a)	(9b)	(10)	(11)	(12)	(13)	(15)	(16)	(17)	(18)	(19)	(20)
2759	ARSENICAL PESTICIDE, SOLID, TOXIC	6.1	T7	I	6.1	61 274 648	0	E5	P002 IBC07		MP18	T6	TP33	S10AH L10CH	TU14 TU15 TU38 TE21 TE22	1	W10		CW13 CW28 CW31	CE12	66
2759	ARSENICAL PESTICIDE, SOLID, TOXIC	6.1	T7	II	6.1	61 274 648	500 g	E4	P002 IBC08	B4	MP10	T3	TP33	SGAH L4BH	TU15	2	W11		CW13 CW28 CW31	CE9 CE12	60
2759	ARSENICAL PESTICIDE, SOLID, TOXIC	6.1	T7	III	6.1	61 274 648	5 kg	E1	P002 IBC08 LP02 R001	B3	MP10	T1	TP33	SGAH L4BH	TU15	2		VC1 VC2 AP7	CW13 CW28 CW31	CE11 CE12	60
2760	ARSENICAL PESTICIDE, LIQUID, FLAMMABLE, TOXIC, flash-point less than 23 °C	3	FT2	I	3+6.1	61 274	0	E0	P001		MP7 MP17	T14	TP2 TP27	L10CH	TU14 TU15 TU38 TE21 TE22	1			CW13 CW28		336
2760	ARSENICAL PESTICIDE, LIQUID, FLAMMABLE, TOXIC, flash-point less than 23 °C	3	FT2	II	3+6.1	61 274	1 L	E2	P001 IBC02 R001		MP19	T11	TP2 TP27	L4BH	TU15	2			CW13 CW28	CE7	336
2761	ORGANOCHLORINE PESTICIDE, SOLID, TOXIC	6.1	T7	I	6.1	61 274 648	0	E5	P002 IBC07		MP18	T6	TP33	S10AH L10CH	TU14 TU15 TU38 TE21 TE22	1	W10		CW13 CW28 CW31	CE12	66
2761	ORGANOCHLORINE PESTICIDE, SOLID, TOXIC	6.1	T7	II	6.1	61 274 648	500 g	E4	P002 IBC08	B4	MP10	T3	TP33	SGAH L4BH	TU15	2	W11		CW13 CW28 CW31	CE9 CE12	60
2761	ORGANOCHLORINE PESTICIDE, SOLID, TOXIC	6.1	T7	III	6.1	61 274 648	5 kg	E1	P002 IBC08 LP02 R001	B3	MP10	T1	TP33	SGAH L4BH	TU15	2		VC1 VC2 AP7	CW13 CW28 CW31	CE11 CE12	60
2762	ORGANOCHLORINE PESTICIDE, LIQUID, FLAMMABLE, TOXIC, flash-point less than 23 °C	3	FT2	I	3+6.1	61 274	0	E0	P001		MP7 MP17	T14	TP2 TP27	L10CH	TU14 TU15 TU38 TE21 TE22	1			CW13 CW28		336

UN No.	Name and description	Class	Classification code	Packing group	Labels	Special provisions	Limited and excepted quantities		Packaging			Portable tanks and bulk containers		RID Tanks		Transport category	Special provisions for carriage			Colis express (express parcels)	Hazard identification No.
									Packing instructions	Special packing provisions	Mixed packing provisions	Instructions	Special provisions	Tank code	Special provisions		Packages	Bulk	Loading, unloading and handling		
	3.1.2	2.2	2.2	2.1.1.3	5.2.2	3.3	3.4/3.5.1.2		4.1.4	4.1.4	4.1.10	4.2.5.2, 7.3.2	4.2.5.3	4.3	4.3.5, 6.8.4	1.1.3.1(c)	7.2.4	7.3.3	7.5.11	7.6	5.3.2.3
(1)	(2)	(3a)	(3b)	(4)	(5)	(6)	(7a)	(7b)	(8)	(9a)	(9b)	(10)	(11)	(12)	(13)	(15)	(16)	(17)	(18)	(19)	(20)
2762	ORGANOCHLORINE PESTICIDE, LIQUID, FLAMMABLE, TOXIC, flash-point less than 23 °C	3	FT2	II	3+6.1	61 274	1 L	E2	P001 IBC02 R001		MP19	T11	TP2 TP27	L4BH	TU15	2			CW13 CW28	CE7	336
2763	TRIAZINE PESTICIDE, SOLID, TOXIC	6.1	T7	I	6.1	61 274 648	0	E5	P002 IBC07		MP18	T6	TP33	S10AH L10CH	TU14 TU15 TU38 TE21 TE22	1	W10		CW13 CW28 CW31	CE12	66
2763	TRIAZINE PESTICIDE, SOLID, TOXIC	6.1	T7	II	6.1	61 274 648	500 g	E4	P002 IBC08	B4	MP10	T3	TP33	SGAH L4BH	TU15	2	W11		CW13 CW28 CW31	CE9 CE12	60
2763	TRIAZINE PESTICIDE, SOLID, TOXIC	6.1	T7	III	6.1	61 274 648	5 kg	E1	P002 IBC08 R001	B3	MP10	T1	TP33	SGAH L4BH	TU15	2		VC1 VC2 AP7	CW13 CW28 CW31	CE11 CE12	60
2764	TRIAZINE PESTICIDE, LIQUID, FLAMMABLE, TOXIC, flash-point less than 23 °C	3	FT2	I	3+6.1	61 274	0	E0	P001		MP7 MP17	T14	TP2 TP27	L10CH	TU14 TU15 TU38 TE21 TE22	1			CW13 CW28		336
2764	TRIAZINE PESTICIDE, LIQUID, FLAMMABLE, TOXIC, flash-point less than 23 °C	3	FT2	II	3+6.1	61 274	1 L	E2	P001 IBC02 R001		MP19	T11	TP2 TP27	L4BH	TU15	2			CW13 CW28	CE7	336
2771	THIOCARBAMATE PESTICIDE, SOLID, TOXIC	6.1	T7	I	6.1	61 274 648	0	E5	P002 IBC07		MP18	T6	TP33	S10AH L10CH	TU14 TU15 TU38 TE21 TE22	1	W10		CW13 CW28 CW31	CE12	66
2771	THIOCARBAMATE PESTICIDE, SOLID, TOXIC	6.1	T7	II	6.1	61 274 648	500 g	E4	P002 IBC08	B4	MP10	T3	TP33	SGAH L4BH	TU15	2	W11		CW13 CW28 CW31	CE9 CE12	60
2771	THIOCARBAMATE PESTICIDE, SOLID, TOXIC	6.1	T7	III	6.1	61 274 648	5 kg	E1	P002 IBC08 LP02 R001	B3	MP10	T1	TP33	SGAH L4BH	TU15	2		VC1 VC2 AP7	CW13 CW28 CW31	CE11 CE12	60

UN No.	Name and description	Class	Classification code	Packing group	Labels	Special provisions	Limited and excepted quantities		Packaging			Portable tanks and bulk containers		RID Tanks		Transport category	Special provisions for carriage			Colis express (express parcels)	Hazard identification No.
									Packing instructions	Special packing provisions	Mixed packing provisions	Instructions	Special provisions	Tank code	Special provisions		Packages	Bulk	Loading, unloading and handling		
	3.1.2	2.2	2.2	2.1.1.3	5.2.2	3.3	3.4/3.5.1.2		4.1.4	4.1.4	4.1.10	4.2.5.2, 7.3.2	4.2.5.3	4.3	4.3.5, 6.8.4	1.1.3.1(c)	7.2.4	7.3.3	7.5.11	7.6	5.3.2.3
(1)	(2)	(3a)	(3b)	(4)	(5)	(6)	(7a)	(7b)	(8)	(9a)	(9b)	(10)	(11)	(12)	(13)	(15)	(16)	(17)	(18)	(19)	(20)
2772	THIOCARBAMATE PESTICIDE, LIQUID, FLAMMABLE, TOXIC, flash-point less than 23 °C	3	FT2	I	3+6.1	61 274	0	E0	P001		MP7 MP17	T14	TP2 TP27	L10CH	TU14 TU15 TU38 TE21 TE22	1			CW13 CW28		336
2772	THIOCARBAMATE PESTICIDE, LIQUID, FLAMMABLE, TOXIC, flash-point less than 23 °C	3	FT2	II	3+6.1	61 274	1 L	E2	P001 IBC02 R001		MP19	T11	TP2 TP27	L4BH	TU15	2			CW13 CW28	CE7	336
2775	COPPER BASED PESTICIDE, SOLID, TOXIC	6.1	T7	I	6.1	61 274 648	0	E5	P002 IBC07		MP18	T6	TP33	S10AH L10CH	TU14 TU15 TU38 TE21 TE22	1	W10		CW13 CW28 CW31	CE12	66
2775	COPPER BASED PESTICIDE, SOLID, TOXIC	6.1	T7	II	6.1	61 274 648	500 g	E4	P002 IBC08	B4	MP10	T3	TP33	SGAH L4BH	TU15	2	W11		CW13 CW28 CW31	CE9 CE12	60
2775	COPPER BASED PESTICIDE, SOLID, TOXIC	6.1	T7	III	6.1	61 274 648	5 kg	E1	P002 IBC08 LP02 R001	B3	MP10	T1	TP33	SGAH L4BH	TU15	2		VC1 VC2 AP7	CW13 CW28 CW31	CE11 CE12	60
2776	COPPER BASED PESTICIDE, LIQUID, FLAMMABLE, TOXIC, flash-point less than 23 °C	3	FT2	I	3+6.1	61 274	0	E0	P001		MP7 MP17	T14	TP2 TP27	L10CH	TU14 TU15 TU38 TE21 TE22	1			CW13 CW28		336
2776	COPPER BASED PESTICIDE, LIQUID, FLAMMABLE, TOXIC, flash-point less than 23 °C	3	FT2	II	3+6.1	61 274	1 L	E2	P001 IBC02 R001		MP19	T11	TP2 TP27	L4BH	TU15	2			CW13 CW28	CE7	336
2777	MERCURY BASED PESTICIDE, SOLID, TOXIC	6.1	T7	I	6.1	61 274 648	0	E5	P002 IBC07		MP18	T6	TP33	S10AH L10CH	TU14 TU15 TU38 TE21 TE22	1	W10		CW13 CW28 CW31	CE12	66
2777	MERCURY BASED PESTICIDE, SOLID, TOXIC	6.1	T7	II	6.1	61 274 648	500 g	E4	P002 IBC08	B4	MP10	T3	TP33	SGAH L4BH	TU15	2	W11		CW13 CW28 CW31	CE9 CE12	60

UN No.	Name and description	Class	Classification code	Packing group	Labels	Special provisions	Limited and excepted quantities		Packaging			Portable tanks and bulk containers		RID Tanks		Transport category	Special provisions for carriage			Colis express (express parcels)	Hazard identification No.
									Packing instructions	Special packing provisions	Mixed packing provisions	Instructions	Special provisions	Tank code	Special provisions		Packages	Bulk	Loading, unloading and handling		
	3.1.2	2.2	2.2	2.1.1.3	5.2.2	3.3	3.4/3.5.1.2		4.1.4	4.1.4	4.1.10	4.2.5.2, 7.3.2	4.2.5.3	4.3	4.3.5, 6.8.4	1.1.3.1(c)	7.2.4	7.3.3	7.5.11	7.6	5.3.2.3
(1)	(2)	(3a)	(3b)	(4)	(5)	(6)	(7a) (7b)		(8)	(9a)	(9b)	(10)	(11)	(12)	(13)	(15)	(16)	(17)	(18)	(19)	(20)
2777	MERCURY BASED PESTICIDE, SOLID, TOXIC	6.1	T7	III	6.1	61 274 648	5 kg E1		P002 IBC08 LP02 R001	B3	MP10	T1	TP33	SGAH L4BH	TU15	2		VC1 VC2 AP7	CW13 CW28 CW31	CE11 CE12	60
2778	MERCURY BASED PESTICIDE, LIQUID, FLAMMABLE, TOXIC, flash-point less than 23 °C	3	FT2	I	3+6.1	61 274	0 E0		P001		MP7 MP17	T14	TP2 TP27	L10CH	TU14 TU15 TU38 TE21 TE22	1			CW13 CW28		336
2778	MERCURY BASED PESTICIDE, LIQUID, FLAMMABLE, TOXIC, flash-point less than 23 °C	3	FT2	II	3+6.1	61 274	1 L E2		P001 IBC02 R001		MP19	T11	TP2 TP27	L4BH	TU15	2			CW13 CW28	CE7	336
2779	SUBSTITUTED NITROPHENOL PESTICIDE, SOLID, TOXIC	6.1	T7	I	6.1	61 274 648	0 E5		P002 IBC07		MP18	T6	TP33	S10AH L10CH	TU14 TU15 TU38 TE21 TE22	1	W10		CW13 CW28 CW31	CE12	66
2779	SUBSTITUTED NITROPHENOL PESTICIDE, SOLID, TOXIC	6.1	T7	II	6.1	61 274 648	500 g E4		P002 IBC08	B4	MP10	T3	TP33	SGAH L4BH	TU15	2	W11		CW13 CW28 CW31	CE9 CE12	60
2779	SUBSTITUTED NITROPHENOL PESTICIDE, SOLID, TOXIC	6.1	T7	III	6.1	61 274 648	5 kg E1		P002 IBC08 LP02 R001	B3	MP10	T1	TP33	SGAH L4BH	TU15	2		VC1 VC2 AP7	CW13 CW28 CW31	CE11 CE12	60
2780	SUBSTITUTED NITROPHENOL PESTICIDE, LIQUID, FLAMMABLE, TOXIC, flash-point less than 23 °C	3	FT2	I	3+6.1	61 274	0 E0		P001		MP7 MP17	T14	TP2 TP27	L10CH	TU14 TU15 TU38 TE21 TE22	1			CW13 CW28		336
2780	SUBSTITUTED NITROPHENOL PESTICIDE, LIQUID, FLAMMABLE, TOXIC, flash-point less than 23 °C	3	FT2	II	3+6.1	61 274	1 L E2		P001 IBC02 R001		MP19	T11	TP2 TP27	L4BH	TU15	2			CW13 CW28	CE7	336
2781	BIPYRIDILIUM PESTICIDE, SOLID, TOXIC	6.1	T7	I	6.1	61 274 648	0 E5		P002 IBC07		MP18	T6	TP33	S10AH L10CH	TU14 TU15 TU38 TE21 TE22	1	W10		CW13 CW28 CW31	CE12	66

UN No.	Name and description	Class	Classification code	Packing group	Labels	Special provisions	Limited and excepted quantities		Packaging			Portable tanks and bulk containers		RID Tanks		Transport category	Special provisions for carriage			Colis express (express parcels)	Hazard identification No.
									Packing instructions	Special packing provisions	Mixed packing provisions	Instructions	Special provisions	Tank code	Special provisions		Packages	Bulk	Loading, unloading and handling		
	3.1.2	2.2	2.2	2.1.1.3	5.2.2	3.3	3.4/3.5.1.2		4.1.4	4.1.4	4.1.10	4.2.5.2, 7.3.2	4.2.5.3	4.3	4.3.5, 6.8.4	1.1.3.1(c)	7.2.4	7.3.3	7.5.11	7.6	5.3.2.3
(1)	(2)	(3a)	(3b)	(4)	(5)	(6)	(7a)	(7b)	(8)	(9a)	(9b)	(10)	(11)	(12)	(13)	(15)	(16)	(17)	(18)	(19)	(20)
2781	BIPYRIDILIUM PESTICIDE, SOLID, TOXIC	6.1	T7	II	6.1	61 274 648	500 g	E4	P002 IBC08	B4	MP10	T3	TP33	SGAH L4BH	TU15	2	W11		CW13 CW28 CW31	CE9 CE12	60
2781	BIPYRIDILIUM PESTICIDE, SOLID, TOXIC	6.1	T7	III	6.1	61 274 648	5 kg	E1	P002 IBC08 LP02 R001	B3	MP10	T1	TP33	SGAH L4BH	TU15	2		VC1 VC2 AP7	CW13 CW28 CW31	CE11 CE12	60
2782	BIPYRIDILIUM PESTICIDE, LIQUID, FLAMMABLE, TOXIC, flash-point less than 23 °C	3	FT2	I	3+6.1	61 274	0	E0	P001		MP7 MP17	T14	TP2 TP27	L10CH	TU14 TU15 TU38 TE21 TE22	1			CW13 CW28		336
2782	BIPYRIDILIUM PESTICIDE, LIQUID, FLAMMABLE, TOXIC, flash-point less than 23 °C	3	FT2	II	3+6.1	61 274	1 L	E2	P001 IBC02 R001		MP19	T11	TP2 TP27	L4BH	TU15	2			CW13 CW28	CE7	336
2783	ORGANOPHOSPHORUS PESTICIDE, SOLID, TOXIC	6.1	T7	I	6.1	61 274 648	0	E5	P002 IBC07		MP18	T6	TP33	S10AH L10CH	TU14 TU15 TU38 TE21 TE22	1	W10		CW13 CW28 CW31	CE12	66
2783	ORGANOPHOSPHORUS PESTICIDE, SOLID, TOXIC	6.1	T7	II	6.1	61 274 648	500 g	E4	P002 IBC08	B4	MP10	T3	TP33	SGAH L4BH	TU15	2	W11		CW13 CW28 CW31	CE9 CE12	60
2783	ORGANOPHOSPHORUS PESTICIDE, SOLID, TOXIC	6.1	T7	III	6.1	61 274 648	5 kg	E1	P002 IBC08 LP02 R001	B3	MP10	T1	TP33	SGAH L4BH	TU15	2		VC1 VC2 AP7	CW13 CW28 CW31	CE11 CE12	60
2784	ORGANOPHOSPHORUS PESTICIDE, LIQUID, FLAMMABLE, TOXIC, flash-point less than 23 °C	3	FT2	I	3+6.1	61 274	0	E0	P001		MP7 MP17	T14	TP2 TP27	L10CH	TU14 TU15 TU38 TE21 TE22	1			CW13 CW28		336
2784	ORGANOPHOSPHORUS PESTICIDE, LIQUID, FLAMMABLE, TOXIC, flash-point less than 23 °C	3	FT2	II	3+6.1	61 274	1 L	E2	P001 IBC02 R001		MP19	T11	TP2 TP27	L4BH	TU15	2			CW13 CW28	CE7	336

UN No.	Name and description	Class	Classification code	Packing group	Labels	Special provisions	Limited and excepted quantities		Packaging			Portable tanks and bulk containers		RID Tanks		Transport category	Special provisions for carriage			Colis express (express parcels)	Hazard identification No.
									Packing instructions	Special packing provisions	Mixed packing provisions	Instructions	Special provisions	Tank code	Special provisions		Packages	Bulk	Loading, unloading and handling		
	3.1.2	2.2	2.2	2.1.1.3	5.2.2	3.3	3.4/3.5.1.2		4.1.4	4.1.4	4.1.10	4.2.5.2, 7.3.2	4.2.5.3	4.3	4.3.5, 6.8.4	1.1.3.1(c)	7.2.4	7.3.3	7.5.11	7.6	5.3.2.3
(1)	(2)	(3a)	(3b)	(4)	(5)	(6)	(7a)	(7b)	(8)	(9a)	(9b)	(10)	(11)	(12)	(13)	(15)	(16)	(17)	(18)	(19)	(20)
2785	4-THIAPENTANAL	6.1	T1	III	6.1		5 L	E1	P001 IBC03 LP01 R001		MP19	T4	TP1	L4BH	TU15	2	W12		CW13 CW28 CW31	CE8	60
2786	ORGANOTIN PESTICIDE, SOLID, TOXIC	6.1	T7	I	6.1	61 274 648	0	E5	P002 IBC07		MP18	T6	TP33	S10AH L10CH	TU14 TU15 TU38 TE21 TE22	1	W10		CW13 CW28 CW31	CE12	66
2786	ORGANOTIN PESTICIDE, SOLID, TOXIC	6.1	T7	II	6.1	61 274 648	500 g	E4	P002 IBC08	B4	MP10	T3	TP33	SGAH L4BH	TU15	2	W11		CW13 CW28 CW31	CE9 CE12	60
2786	ORGANOTIN PESTICIDE, SOLID, TOXIC	6.1	T7	III	6.1	61 274 648	5 kg	E1	P002 IBC08 LP02 R001	B3	MP10	T1	TP33	SGAH L4BH	TU15	2		VC1 VC2 AP7	CW13 CW28 CW31	CE11 CE12	60
2787	ORGANOTIN PESTICIDE, LIQUID, FLAMMABLE, TOXIC, flash-point less than 23 °C	3	FT2	I	3+6.1	61 274	0	E0	P001		MP7 MP17	T14	TP2 TP27	L10CH	TU14 TU15 TU38 TE21 TE22	1			CW13 CW28		336
2787	ORGANOTIN PESTICIDE, LIQUID, FLAMMABLE, TOXIC, flash-point less than 23 °C	3	FT2	II	3+6.1	61 274	1 L	E2	P001 IBC02 R001		MP19	T11	TP2 TP27	L4BH	TU15	2			CW13 CW28	CE7	336
2788	ORGANOTIN COMPOUND, LIQUID, N.O.S.	6.1	T3	I	6.1	43 274	0	E5	P001		MP8 MP17	T14	TP2 TP27	L10CH	TU14 TU15 TU38 TE21 TE22	1			CW13 CW28 CW31		66
2788	ORGANOTIN COMPOUND, LIQUID, N.O.S.	6.1	T3	II	6.1	43 274	100 ml	E4	P001 IBC02		MP15	T11	TP2 TP27	L4BH	TU15	2			CW13 CW28 CW31	CE5	60
2788	ORGANOTIN COMPOUND, LIQUID, N.O.S.	6.1	T3	III	6.1	43 274	5 L	E1	P001 IBC03 LP01 R001		MP19	T7	TP2 TP28	L4BH	TU15	2	W12		CW13 CW28 CW31	CE8	60

UN No.	Name and description	Class	Classification code	Packing group	Labels	Special provisions	Limited and excepted quantities		Packaging			Portable tanks and bulk containers		RID Tanks		Transport category	Special provisions for carriage			Colis express (express parcels)	Hazard identification No.
									Packing instructions	Special packing provisions	Mixed packing provisions	Instructions	Special provisions	Tank code	Special provisions		Packages	Bulk	Loading, unloading and handling		
	3.1.2	2.2	2.2	2.1.1.3	5.2.2	3.3	3.4/3.5.1.2		4.1.4	4.1.4	4.1.10	4.2.5.2, 7.3.2	4.2.5.3	4.3	4.3.5, 6.8.4	1.1.3.1(c)	7.2.4	7.3.3	7.5.11	7.6	5.3.2.3
(1)	(2)	(3a)	(3b)	(4)	(5)	(6)	(7a)	(7b)	(8)	(9a)	(9b)	(10)	(11)	(12)	(13)	(15)	(16)	(17)	(18)	(19)	(20)
2789	ACETIC ACID, GLACIAL or ACETIC ACID SOLUTION, more than 80% acid, by mass	8	CF1	II	8+3		1 L	E2	P001 IBC02		MP15	T7	TP2	L4BN		2				CE6	83
2790	ACETIC ACID SOLUTION, not less than 50% but not more than 80% acid, by mass	8	C3	II	8		1 L	E2	P001 IBC02		MP15	T7	TP2	L4BN		2				CE6	80
2790	ACETIC ACID SOLUTION, more than 10% and less than 50% acid, by mass	8	C3	III	8	597 647	5 L	E1	P001 IBC03 LP01 R001		MP19	T4	TP1	L4BN		3	W12			CE8	80
2793	FERROUS METAL BORINGS, SHAVINGS, TURNINGS or CUTTINGS in a form liable to self-heating	4.2	S4	III	4.2	592	0	E1	P003 IBC08 LP02 R001	PP20 B3 B6	MP14	BK2				3	W1	VC1 VC2 AP1		CE11	40
2794	BATTERIES, WET, FILLED WITH ACID, electric storage	8	C11		8	295 598	1 L	E0	P801 P801a							3		VC1 VC2 AP8		CE8	80
2795	BATTERIES, WET, FILLED WITH ALKALI, electric storage	8	C11		8	295 598	1 L	E0	P801 P801a							3		VC1 VC2 AP8		CE8	80
2796	SULPHURIC ACID with not more than 51% acid or BATTERY FLUID, ACID	8	C1	II	8		1 L	E2	P001 IBC02		MP15	T8	TP2	L4BN	TU42	2				CE6	80
2797	BATTERY FLUID, ALKALI	8	C5	II	8		1 L	E2	P001 IBC02		MP15	T7	TP2 TP28	L4BN		2				CE6	80
2798	PHENYLPHOSPHORUS DICHLORIDE	8	C3	II	8		1 L	E0	P001 IBC02		MP15	T7	TP2	L4BN		2				CE6	80
2799	PHENYLPHOSPHORUS THIODICHLORIDE	8	C3	II	8		1 L	E0	P001 IBC02		MP15	T7	TP2	L4BN		2				CE6	80
2800	BATTERIES, WET, NON-SPILLABLE, electric storage	8	C11		8	238 295 598	1 L	E0	P003 P801a	PP16						3		VC1 VC2 AP8		CE8	80
2801	DYE, LIQUID, CORROSIVE, N.O.S. or DYE INTERMEDIATE, LIQUID, CORROSIVE, N.O.S.	8	C9	I	8	274	0	E0	P001		MP8 MP17	T14	TP2 TP27	L10BH	TU38 TE22	1					88
2801	DYE, LIQUID, CORROSIVE, N.O.S. or DYE INTERMEDIATE, LIQUID, CORROSIVE, N.O.S.	8	C9	II	8	274	1 L	E2	P001 IBC02		MP15	T11	TP2 TP27	L4BN		2				CE6	80

UN No.	Name and description	Class	Classifi- cation code	Packing group	Labels	Special provi- sions	Limited and excepted quantities		Packaging			Portable tanks and bulk containers		RID Tanks		Transport category	Special provisions for carriage			Colis express (express parcels)	Hazard identifi- cation No.
									Packing instructions	Special packing provisions	Mixed packing provi- sions	Instruc- tions	Special provi- sions	Tank code	Special provi- sions		Packages	Bulk	Loading, unloading and handling		
	3.1.2	2.2	2.2	2.1.1.3	5.2.2	3.3	3.4/3.5.1.2		4.1.4	4.1.4	4.1.10	4.2.5.2, 7.3.2	4.2.5.3	4.3	4.3.5, 6.8.4	1.1.3.1(c)	7.2.4	7.3.3	7.5.11	7.6	5.3.2.3
(1)	(2)	(3a)	(3b)	(4)	(5)	(6)	(7a)	(7b)	(8)	(9a)	(9b)	(10)	(11)	(12)	(13)	(15)	(16)	(17)	(18)	(19)	(20)
2801	DYE, LIQUID, CORROSIVE, N.O.S. or DYE INTERMEDIATE, LIQUID, CORROSIVE, N.O.S.	8	C9	III	8	274	5 L	E1	P001 IBC03 LP01 R001		MP19	T7	TP1 TP28	L4BN		3	W12			CE8	80
2802	COPPER CHLORIDE	8	C2	III	8		5 kg	E1	P002 IBC08 LP02 R001	B3	MP10	T1	TP33	SGAV		3		VC1 VC2 AP7		CE11	80
2803	GALLIUM	8	C10	III	8		5 kg	E0	P800	PP41	MP10	T1	TP33	SGAV L4BN		3		VC1 VC2 AP7		CE11	80
2805	LITHIUM HYDRIDE, FUSED SOLID	4.3	W2	II	4.3		500 g	E2	P410 IBC04	PP40	MP14	T3	TP33	SGAN		2	W1		CW23	CE10	423
2806	LITHIUM NITRIDE	4.3	W2	I	4.3		0	E0	P403 IBC04		MP2					1	W1		CW23		X423
2807	Magnetized material	9	M11	NOT SUBJECT TO RID																	
2809	MERCURY	8	CT1	III	8+6.1	365	5 kg	E0	P800		MP15			L4BN		3			CW13 CW28	CE8	86
2810	TOXIC LIQUID, ORGANIC, N.O.S.	6.1	T1	I	6.1	274 315 614	0	E5	P001		MP8 MP17	T14	TP2 TP27	L10CH	TU14 TU15 TU38 TE21 TE22	1			CW13 CW28 CW31		66
2810	TOXIC LIQUID, ORGANIC, N.O.S.	6.1	T1	II	6.1	274 614	100 ml	E4	P001 IBC02		MP15	T11	TP2 TP27	L4BH	TU15	2			CW13 CW28 CW31	CE5	60
2810	TOXIC LIQUID, ORGANIC, N.O.S.	6.1	T1	III	6.1	274 614	5 L	E1	P001 IBC03 LP01 R001		MP19	T7	TP1 TP28	L4BH	TU15	2	W12		CW13 CW28 CW31	CE8	60
2811	TOXIC SOLID, ORGANIC, N.O.S.	6.1	T2	I	6.1	274 614	0	E5	P002 IBC07		MP18	T6	TP33	S10AH L10CH	TU15 TU38 TE22	1	W10		CW13 CW28 CW31		66
2811	TOXIC SOLID, ORGANIC, N.O.S.	6.1	T2	II	6.1	274 614	500 g	E4	P002 IBC08	B4	MP10	T3	TP33	SGAH L4BH	TU15	2	W11		CW13 CW28 CW31	CE9	60

UN No.	Name and description	Class	Classifi- cation code	Packing group	Labels	Special provi- sions	Limited and excepted quantities		Packaging			Portable tanks and bulk containers		RID Tanks		Transport category	Special provisions for carriage			Colis express (express parcels)	Hazard identi- fication No.
									Packing instructions	Special packing provisions	Mixed packing provi- sions	Instruc- tions	Special provi- sions	Tank code	Special provi- sions		Packages	Bulk	Loading, unloading and handling		
	3.1.2	2.2	2.2	2.1.1.3	5.2.2	3.3	3.4/3.5.1.2		4.1.4	4.1.4	4.1.10	4.2.5.2, 7.3.2	4.2.5.3	4.3	4.3.5, 6.8.4	1.1.3.1(c)	7.2.4	7.3.3	7.5.11	7.6	5.3.2.3
(1)	(2)	(3a)	(3b)	(4)	(5)	(6)	(7a)	(7b)	(8)	(9a)	(9b)	(10)	(11)	(12)	(13)	(15)	(16)	(17)	(18)	(19)	(20)
2811	TOXIC SOLID, ORGANIC, N.O.S.	6.1	T2	III	6.1	274 614	5 kg	E1	P002 IBC08 LP02 R001	B3	MP10	T1	TP33	SGAH L4BH	TU15	2		VC1 VC2 AP7	CW13 CW28 CW31	CE11	60
2812	Sodium aluminate, solid	8	C6	NOT SUBJECT TO RID																	
2813	WATER-REACTIVE SOLID, N.O.S.	4.3	W2	I	4.3	274	0	E0	P403 IBC99		MP2	T9	TP7 TP33	S10AN L10DH	TU4 TU14 TU22 TU38 TE21 TE22 TM2	0	W1		CW23		X423
2813	WATER-REACTIVE SOLID, N.O.S.	4.3	W2	II	4.3	274	500 g	E2	P410 IBC07		MP14	T3	TP33	SGAN		0	W1		CW23	CE10	423
2813	WATER-REACTIVE SOLID, N.O.S.	4.3	W2	III	4.3	274	1 kg	E1	P410 IBC08 R001	B4	MP14	T1	TP33	SGAN		0	W1	VC1 VC2 AP3 AP4 AP5	CW23	CE11	423
2814	INFECTIOUS SUBSTANCE, AFFECTING HUMANS	6.2	I1		6.2	318	0	E0	P620		MP5					0	W9		CW13 CW18 CW26 CW28	CE14	606
2814	INFECTIOUS SUBSTANCE, AFFECTING HUMANS, in refrigerated liquid nitrogen	6.2	I1		6.2+2.2	318	0	E0	P620		MP5					0	W9		CW13 CW18 CW26 CW28	CE14	606
2814	INFECTIOUS SUBSTANCE, AFFECTING HUMANS (animal material only)	6.2	I1		6.2	318	0	E0	P620		MP5	BK1 BK2				0	W9		CW13 CW18 CW26 CW28	CE14	606
2815	N-AMINOETHYLPIPERAZINE	8	CT1	III	8+6.1		5 L	E1	P001 IBC03 LP01 R001		MP19	T4	TP1	L4BN		3	W12			CE8	86

UN No.	Name and description	Class	Classification code	Packing group	Labels	Special provisions	Limited and excepted quantities		Packaging			Portable tanks and bulk containers		RID Tanks		Transport category	Special provisions for carriage			Colis express (express parcels)	Hazard identification No.
									Packing instructions	Special packing provisions	Mixed packing provisions	Instructions	Special provisions	Tank code	Special provisions		Packages	Bulk	Loading, unloading and handling		
	3.1.2	2.2	2.2	2.1.1.3	5.2.2	3.3	3.4/3.5.1.2		4.1.4	4.1.4	4.1.10	4.2.5.2, 7.3.2	4.2.5.3	4.3	4.3.5, 6.8.4	1.1.3.1(c)	7.2.4	7.3.3	7.5.11	7.6	5.3.2.3
(1)	(2)	(3a)	(3b)	(4)	(5)	(6)	(7a)	(7b)	(8)	(9a)	(9b)	(10)	(11)	(12)	(13)	(15)	(16)	(17)	(18)	(19)	(20)
2817	AMMONIUM HYDROGENDIFLUORIDE SOLUTION	8	CT1	II	8+6.1		1 L	E2	P001 IBC02		MP15	T8	TP2	L4DH	TU14 TE17 TE21 TT4	2			CW13 CW28	CE6	86
2817	AMMONIUM HYDROGENDIFLUORIDE SOLUTION	8	CT1	III	8+6.1		5 L	E1	P001 IBC03 R001		MP19	T4	TP1	L4DH	TU14 TE21	3	W12		CW13 CW28	CE8	86
2818	AMMONIUM POLYSULPHIDE SOLUTION	8	CT1	II	8+6.1		1 L	E2	P001 IBC02		MP15	T7	TP2	L4BN		2			CW13 CW28	CE6	86
2818	AMMONIUM POLYSULPHIDE SOLUTION	8	CT1	III	8+6.1		5 L	E1	P001 IBC03 R001		MP19	T4	TP1	L4BN		3	W12		CW13 CW28	CE8	86
2819	AMYL ACID PHOSPHATE	8	C3	III	8		5 L	E1	P001 IBC03 LP01 R001		MP19	T4	TP1	L4BN		3	W12			CE8	80
2820	BUTYRIC ACID	8	C3	III	8		5 L	E1	P001 IBC03 LP01 R001		MP19	T4	TP1	L4BN		3	W12			CE8	80
2821	PHENOL SOLUTION	6.1	T1	II	6.1		100 ml	E4	P001 IBC02		MP15	T7	TP2	L4BH	TU15	2			CW13 CW28 CW31	CE5	60
2821	PHENOL SOLUTION	6.1	T1	III	6.1		5 L	E1	P001 IBC03 LP01 R001		MP19	T4	TP1	L4BH	TU15	2	W12		CW13 CW28 CW31	CE8	60
2822	2-CHLOROPYRIDINE	6.1	T1	II	6.1		100 ml	E4	P001 IBC02		MP15	T7	TP2	L4BH	TU15	2			CW13 CW28 CW31	CE5	60
2823	CROTONIC ACID, SOLID	8	C4	III	8		5 kg	E1	P002 IBC08 LP02 R001	B3	MP10	T1	TP33	SGAV L4BN		3		VC1 VC2 AP7		CE11	80
2826	ETHYL CHLOROTHIOFORMATE	8	CF1	II	8+3		0	E0	P001		MP15	T7	TP2	L4BN		2				CE6	83

UN No.	Name and description	Class	Classification code	Packing group	Labels	Special provisions	Limited and excepted quantities		Packaging			Portable tanks and bulk containers		RID Tanks		Transport category	Special provisions for carriage			Colis express (express parcels)	Hazard identification No.
									Packing instructions	Special packing provisions	Mixed packing provisions	Instructions	Special provisions	Tank code	Special provisions		Packages	Bulk	Loading, unloading and handling		
	3.1.2	2.2	2.2	2.1.1.3	5.2.2	3.3	3.4/3.5.1.2		4.1.4	4.1.4	4.1.10	4.2.5.2, 7.3.2	4.2.5.3	4.3	4.3.5, 6.8.4	1.1.3.1(c)	7.2.4	7.3.3	7.5.11	7.6	5.3.2.3
(1)	(2)	(3a)	(3b)	(4)	(5)	(6)	(7a)	(7b)	(8)	(9a)	(9b)	(10)	(11)	(12)	(13)	(15)	(16)	(17)	(18)	(19)	(20)
2829	CAPROIC ACID	8	C3	III	8		5 L	E1	P001 IBC03 LP01 R001		MP19	T4	TP1	L4BN		3	W12			CE8	80
2830	LITHIUM FERROSILICON	4.3	W2	II	4.3		500 g	E2	P410 IBC07		MP14	T3	TP33	SGAN		2	W1		CW23	CE10	423
2831	1,1,1-TRICHLOROETHANE	6.1	T1	III	6.1		5 L	E1	P001 IBC03 LP01 R001		MP19	T4	TP1	L4BH	TU15	2	W12		CW13 CW28 CW31	CE8	60
2834	PHOSPHOROUS ACID	8	C2	III	8		5 kg	E1	P002 IBC08 LP02 R001	B3	MP10	T1	TP33	SGAV		3		VC1 VC2 AP7		CE11	80
2835	SODIUM ALUMINIUM HYDRIDE	4.3	W2	II	4.3		500 g	E0	P410 IBC04		MP14	T3	TP33	SGAN		2	W1		CW23	CE10	423
2837	BISULPHATES, AQUEOUS SOLUTION	8	C1	II	8		1 L	E2	P001 IBC02		MP15	T7	TP2	L4BN		2				CE6	80
2837	BISULPHATES, AQUEOUS SOLUTION	8	C1	III	8		5 L	E1	P001 IBC03 LP01 R001		MP19	T4	TP1	L4BN		3	W12			CE8	80
2838	VINYL BUTYRATE, STABILIZED	3	F1	II	3	386	1 L	E2	P001 IBC02 R001		MP19	T4	TP1	LGBF		2				CE7	339
2839	ALDOL	6.1	T1	II	6.1		100 ml	E4	P001 IBC02		MP15	T7	TP2	L4BH	TU15	2			CW13 CW28 CW31	CE5	60
2840	BUTYRALDOXIME	3	F1	III	3		5 L	E1	P001 IBC03 LP01 R001		MP19	T2	TP1	LGBF		3	W12			CE4	30
2841	DI-n-AMYLAMINE	3	FT1	III	3+6.1		5 L	E1	P001 IBC03 R001		MP19	T4	TP1	L4BH	TU15	3	W12		CW13 CW28	CE4	36

UN No.	Name and description	Class	Classification code	Packing group	Labels	Special provisions	Limited and excepted quantities		Packaging			Portable tanks and bulk containers		RID Tanks		Transport category	Special provisions for carriage			Colis express (express parcels)	Hazard identification No.
									Packing instructions	Special packing provisions	Mixed packing provisions	Instructions	Special provisions	Tank code	Special provisions		Packages	Bulk	Loading, unloading and handling		
	3.1.2	2.2	2.2	2.1.1.3	5.2.2	3.3	3.4/3.5.1.2		4.1.4	4.1.4	4.1.10	4.2.5.2, 7.3.2	4.2.5.3	4.3	4.3.5, 6.8.4	1.1.3.1(c)	7.2.4	7.3.3	7.5.11	7.6	5.3.2.3
(1)	(2)	(3a)	(3b)	(4)	(5)	(6)	(7a)	(7b)	(8)	(9a)	(9b)	(10)	(11)	(12)	(13)	(15)	(16)	(17)	(18)	(19)	(20)
2842	NITROETHANE	3	F1	III	3		5 L	E1	P001 IBC03 LP01 R001		MP19	T2	TP1	LGBF		3	W12			CE4	30
2844	CALCIUM MANGANESE SILICON	4.3	W2	III	4.3		1 kg	E1	P410 IBC08 R001	B4	MP14	T1	TP33	SGAN		3	W1	VC1 VC2 AP3 AP4 AP5	CW23	CE11	423
2845	PYROPHORIC LIQUID, ORGANIC, N.O.S.	4.2	S1	I	4.2	274	0	E0	P400		MP2	T22	TP2 TP7	L21DH	TU14 TU38 TC1 TE21 TE22 TE25 TM1	0	W1				333
2846	PYROPHORIC SOLID, ORGANIC, N.O.S.	4.2	S2	I	4.2	274	0	E0	P404		MP13					0	W1				43
2849	3-CHLOROPROPANOL-1	6.1	T1	III	6.1		5 L	E1	P001 IBC03 LP01 R001		MP19	T4	TP1	L4BH	TU15	2	W12		CW13 CW28 CW31	CE8	60
2850	PROPYLENE TETRAMER	3	F1	III	3		5 L	E1	P001 IBC03 LP01 R001		MP19	T2	TP1	LGBF		3	W12			CE4	30
2851	BORON TRIFLUORIDE DIHYDRATE	8	C1	II	8		1 L	E2	P001 IBC02		MP15	T7	TP2	L4BN		2				CE6	80
2852	DIPICRYL SULPHIDE, WETTED with not less than 10% water, by mass	4.1	D	I	4.1	545	0	E0	P406	PP24	MP2					1	W1				40
2853	MAGNESIUM FLUOROSILICATE	6.1	T5	III	6.1		5 kg	E1	P002 IBC08 LP02 R001	B3	MP10	T1	TP33	SGAH L4BH	TU15	2		VC1 VC2 AP7	CW13 CW28 CW31	CE11	60

UN No.	Name and description	Class	Classification code	Packing group	Labels	Special provisions	Limited and excepted quantities		Packaging			Portable tanks and bulk containers		RID Tanks		Transport category	Special provisions for carriage			Colis express (express parcels)	Hazard identification No.
									Packing instructions	Special packing provisions	Mixed packing provisions	Instructions	Special provisions	Tank code	Special provisions		Packages	Bulk	Loading, unloading and handling		
	3.1.2	2.2	2.2	2.1.1.3	5.2.2	3.3	3.4/3.5.1.2		4.1.4	4.1.4	4.1.10	4.2.5.2, 7.3.2	4.2.5.3	4.3	4.3.5, 6.8.4	1.1.3.1(c)	7.2.4	7.3.3	7.5.11	7.6	5.3.2.3
(1)	(2)	(3a)	(3b)	(4)	(5)	(6)	(7a) (7b)		(8)	(9a)	(9b)	(10)	(11)	(12)	(13)	(15)	(16)	(17)	(18)	(19)	(20)
2854	AMMONIUM FLUOROSILICATE	6.1	T5	III	6.1		5 kg E1		P002 IBC08 LP02 R001	B3	MP10	T1	TP33	SGAH L4BH	TU15	2		VC1 VC2 AP7	CW13 CW28 CW31	CE11	60
2855	ZINC FLUOROSILICATE	6.1	T5	III	6.1		5 kg E1		P002 IBC08 LP02 R001	B3	MP10	T1	TP33	SGAH L4BH	TU15	2		VC1 VC2 AP7	CW13 CW28 CW31	CE11	60
2856	FLUOROSILICATES, N.O.S.	6.1	T5	III	6.1	274	5 kg E1		P002 IBC08 LP02 R001	B3	MP10	T1	TP33	SGAH L4BH	TU15	2		VC1 VC2 AP7	CW13 CW28 CW31	CE11	60
2857	REFRIGERATING MACHINES containing non-flammable, non-toxic gases or ammonia solutions (UN 2672)	2	6A		2.2	119	0 E0		P003	PP32	MP9					3			CW9	CE2	20
2858	ZIRCONIUM, DRY, coiled wire, finished metal sheets, strip (thinner than 254 microns but not thinner than 18 microns)	4.1	F3	III	4.1	546	5 kg E1		P002 LP02 R001		MP11					3	W1	VC1 VC2		CE11	40
2859	AMMONIUM METAVANADATE	6.1	T5	II	6.1		500 g E4		P002 IBC08	B4	MP10	T3	TP33	SGAH	TU15	2	W11		CW13 CW28 CW31	CE9	60
2861	AMMONIUM POLYVANADATE	6.1	T5	II	6.1		500 g E4		P002 IBC08	B4	MP10	T3	TP33	SGAH	TU15	2	W11		CW13 CW28 CW31	CE9	60
2862	VANADIUM PENTOXIDE, non-fused form	6.1	T5	III	6.1	600	5 kg E1		P002 IBC08 LP02 R001	B3	MP10	T1	TP33	SGAH	TU15	2		VC1 VC2 AP7	CW13 CW28 CW31	CE11	60
2863	SODIUM AMMONIUM VANADATE	6.1	T5	II	6.1		500 g E4		P002 IBC08	B4	MP10	T3	TP33	SGAH	TU15	2	W11		CW13 CW28 CW31	CE9	60
2864	POTASSIUM METAVANADATE	6.1	T5	II	6.1		500 g E4		P002 IBC08	B4	MP10	T3	TP33	SGAH	TU15	2	W11		CW13 CW28 CW31	CE9	60

UN No.	Name and description	Class	Classification code	Packing group	Labels	Special provisions	Limited and excepted quantities		Packaging			Portable tanks and bulk containers		RID Tanks		Transport category	Special provisions for carriage			Colis express (express parcels)	Hazard identification No.
									Packing instructions	Special packing provisions	Mixed packing provisions	Instructions	Special provisions	Tank code	Special provisions		Packages	Bulk	Loading, unloading and handling		
	3.1.2	2.2	2.2	2.1.1.3	5.2.2	3.3	3.4/3.5.1.2		4.1.4	4.1.4	4.1.10	4.2.5.2, 7.3.2	4.2.5.3	4.3	4.3.5, 6.8.4	1.1.3.1(c)	7.2.4	7.3.3	7.5.11	7.6	5.3.2.3
(1)	(2)	(3a)	(3b)	(4)	(5)	(6)	(7a)	(7b)	(8)	(9a)	(9b)	(10)	(11)	(12)	(13)	(15)	(16)	(17)	(18)	(19)	(20)
2865	HYDROXYLAMINE SULPHATE	8	C2	III	8		5 kg	E1	P002 IBC08 LP02 R001	B3	MP10	T1	TP33	SGAV		3		VC1 VC2 AP7		CE11	80
2869	TITANIUM TRICHLORIDE MIXTURE	8	C2	II	8		1 kg	E2	P002 IBC08	B4	MP10	T3	TP33	SGAN		2	W11			CE10	80
2869	TITANIUM TRICHLORIDE MIXTURE	8	C2	III	8		5 kg	E1	P002 IBC08 LP02 R001	B3	MP10	T1	TP33	SGAV		3		VC1 VC2 AP7		CE11	80
2870	ALUMINIUM BOROHYDRIDE	4.2	SW	I	4.2+4.3		0	E0	P400		MP2	T21	TP7 TP33	L21DH	TU14 TU38 TC1 TE21 TE22 TE25 TM1	0	W1				X333
2870	ALUMINIUM BOROHYDRIDE IN DEVICES	4.2	SW	I	4.2+4.3		0	E0	P002	PP13	MP2					0	W1				X333
2871	ANTIMONY POWDER	6.1	T5	III	6.1		5 kg	E1	P002 IBC08 LP02 R001	B3	MP10	T1	TP33	SGAH L4BH	TU15	2		VC1 VC2 AP7	CW13 CW28 CW31	CE11	60
2872	DIBROMOCHLOROPROPANES	6.1	T1	II	6.1		100 ml	E4	P001 IBC02		MP15	T7	TP2	L4BH	TU15	2			CW13 CW28 CW31	CE5	60
2872	DIBROMOCHLOROPROPANES	6.1	T1	III	6.1		5 L	E1	P001 IBC03 LP01 R001		MP19	T4	TP1	L4BH	TU15	2	W12		CW13 CW28 CW31	CE8	60
2873	DIBUTYLAMINOETHANOL	6.1	T1	III	6.1		5 L	E1	P001 IBC03 LP01 R001		MP19	T4	TP1	L4BH	TU15	2	W12		CW13 CW28 CW31	CE8	60

UN No.	Name and description	Class	Classification code	Packing group	Labels	Special provisions	Limited and excepted quantities		Packaging			Portable tanks and bulk containers		RID Tanks		Transport category	Special provisions for carriage			Colis express (express parcels)	Hazard identification No.
									Packing instructions	Special packing provisions	Mixed packing provisions	Instructions	Special provisions	Tank code	Special provisions		Packages	Bulk	Loading, unloading and handling		
	3.1.2	2.2	2.2	2.1.1.3	5.2.2	3.3	3.4/3.5.1.2		4.1.4	4.1.4	4.1.10	4.2.5.2, 7.3.2	4.2.5.3	4.3	4.3.5, 6.8.4	1.1.3.1(c)	7.2.4	7.3.3	7.5.11	7.6	5.3.2.3
(1)	(2)	(3a)	(3b)	(4)	(5)	(6)	(7a)	(7b)	(8)	(9a)	(9b)	(10)	(11)	(12)	(13)	(15)	(16)	(17)	(18)	(19)	(20)
2874	FURFURYL ALCOHOL	6.1	T1	III	6.1		5 L	E1	P001 IBC03 LP01 R001		MP19	T4	TP1	L4BH	TU15	2	W12		CW13 CW28 CW31	CE8	60
2875	HEXACHLOROPHENE	6.1	T2	III	6.1		5 kg	E1	P002 IBC08 LP02 R001	B3	MP10	T1	TP33	SGAH L4BH	TU15	2		VC1 VC2 AP7	CW13 CW28 CW31	CE11	60
2876	RESORCINOL	6.1	T2	III	6.1		5 kg	E1	P002 IBC08 LP02 R001	B3	MP10	T1	TP33	SGAH L4BH	TU15	2		VC1 VC2 AP7	CW13 CW28 CW31	CE11	60
2878	TITANIUM SPONGE GRANULES or TITANIUM SPONGE POWDERS	4.1	F3	III	4.1		5 kg	E1	P002 IBC08 LP02 R001	B3	MP11	T1	TP33	SGAV		3	W1	VC1 VC2		CE11	40
2879	SELENIUM OXYCHLORIDE	8	CT1	I	8+6.1		0	E0	P001		MP8 MP17	T10	TP2	L10BH	TU38 TE22	1			CW13 CW28		X886
2880	CALCIUM HYPOCHLORITE, HYDRATED or CALCIUM HYPOCHLORITE, HYDRATED MIXTURE, with not less than 5.5% but not more than 16% water	5.1	O2	II	5.1	314 322	1 kg	E2	P002 IBC08	B4 B13	MP10			SGAN	TU3	2	W11		CW24 CW35	CE10	50
2880	CALCIUM HYPOCHLORITE, HYDRATED or CALCIUM HYPOCHLORITE, HYDRATED MIXTURE, with not less than 5.5% but not more than 16% water	5.1	O2	III	5.1	314	5 kg	E1	P002 IBC08 R001	B4 B13	MP10			SGAV	TU3	3		VC1 VC2 AP6 AP7	CW24 CW35	CE11	50
2881	METAL CATALYST, DRY	4.2	S4	I	4.2	274	0	E0	P404		MP13	T21	TP7 TP33			0	W1				43
2881	METAL CATALYST, DRY	4.2	S4	II	4.2	274	0	E0	P410 IBC06		MP14	T3	TP33	SGAN		2	W1			CE10	40
2881	METAL CATALYST, DRY	4.2	S4	III	4.2	274	0	E1	P002 IBC08 LP02 R001	B3	MP14	T1	TP33	SGAN		3	W1	VC1 VC2 AP1		CE11	40

UN No.	Name and description	Class	Classification code	Packing group	Labels	Special provisions	Limited and excepted quantities		Packaging			Portable tanks and bulk containers		RID Tanks		Transport category	Special provisions for carriage			Colis express (express parcels)	Hazard identification No.
									Packing instructions	Special packing provisions	Mixed packing provisions	Instructions	Special provisions	Tank code	Special provisions		Packages	Bulk	Loading, unloading and handling		
	3.1.2	2.2	2.2	2.1.1.3	5.2.2	3.3	3.4/3.5.1.2		4.1.4	4.1.4	4.1.10	4.2.5.2, 7.3.2	4.2.5.3	4.3	4.3.5, 6.8.4	1.1.3.1(c)	7.2.4	7.3.3	7.5.11	7.6	5.3.2.3
(1)	(2)	(3a)	(3b)	(4)	(5)	(6)	(7a)	(7b)	(8)	(9a)	(9b)	(10)	(11)	(12)	(13)	(15)	(16)	(17)	(18)	(19)	(20)
2900	INFECTIOUS SUBSTANCE, AFFECTING ANIMALS only	6.2	I2		6.2	318	0	E0	P620		MP5					0	W9		CW13 CW18 CW26 CW28	CE14	606
2900	INFECTIOUS SUBSTANCE, AFFECTING ANIMALS only, in refrigerated liquid nitrogen	6.2	I2		6.2+2.2	318	0	E0	P620		MP5					0	W9		CW13 CW18 CW26 CW28	CE14	606
2900	INFECTIOUS SUBSTANCE, AFFECTING ANIMALS only (animal material only)	6.2	I2		6.2	318	0	E0	P620		MP5	BK1 BK2				0	W9		CW13 CW18 CW26 CW28	CE14	606
2901	BROMINE CHLORIDE	2	2TOC		2.3+5.1+8 (+13)		0	E0	P200		MP9	(M)		PxBH(M)	TU38 TE22 TE25 TA4 TT9 TM6	1			CW9 CW10 CW36		265
2902	PESTICIDE, LIQUID, TOXIC, N.O.S.	6.1	T6	I	6.1	61 274 648	0	E5	P001		MP8 MP17	T14	TP2 TP27	L10CH	TU14 TU15 TU38 TE21 TE22	1			CW13 CW28 CW31	CE12	66
2902	PESTICIDE, LIQUID, TOXIC, N.O.S.	6.1	T6	II	6.1	61 274 648	100 ml	E4	P001 IBC02		MP15	T11	TP2 TP27	L4BH	TU15	2			CW13 CW28 CW31	CE5 CE12	60
2902	PESTICIDE, LIQUID, TOXIC, N.O.S.	6.1	T6	III	6.1	61 274 648	5 L	E1	P001 IBC03 LP01 R001		MP19	T7	TP2 TP28	L4BH	TU15	2	W12		CW13 CW28 CW31	CE8 CE12	60
2903	PESTICIDE, LIQUID, TOXIC, FLAMMABLE, N.O.S., flash-point not less than 23 °C	6.1	TF2	I	6.1+3	61 274	0	E5	P001		MP8 MP17	T14	TP2 TP27	L10CH	TU14 TU15 TU38 TE21 TE22	1			CW13 CW28 CW31	CE12	663

UN No.	Name and description	Class	Classification code	Packing group	Labels	Special provisions	Limited and excepted quantities		Packaging			Portable tanks and bulk containers		RID Tanks		Transport category	Special provisions for carriage			Colis express (express parcels)	Hazard identification No.
									Packing instructions	Special packing provisions	Mixed packing provisions	Instructions	Special provisions	Tank code	Special provisions		Packages	Bulk	Loading, unloading and handling		
	3.1.2	2.2	2.2	2.1.1.3	5.2.2	3.3	3.4/3.5.1.2		4.1.4	4.1.4	4.1.10	4.2.5.2, 7.3.2	4.2.5.3	4.3	4.3.5, 6.8.4	1.1.3.1(c)	7.2.4	7.3.3	7.5.11	7.6	5.3.2.3
(1)	(2)	(3a)	(3b)	(4)	(5)	(6)	(7a)	(7b)	(8)	(9a)	(9b)	(10)	(11)	(12)	(13)	(15)	(16)	(17)	(18)	(19)	(20)
2903	PESTICIDE, LIQUID, TOXIC, FLAMMABLE, N.O.S., flash-point not less than 23 °C	6.1	TF2	II	6.1+3	61 274	100 ml	E4	P001 IBC02		MP15	T11	TP2 TP27	L4BH	TU15	2			CW13 CW28 CW31	CE5 CE12	63
2903	PESTICIDE, LIQUID, TOXIC, FLAMMABLE, N.O.S., flash-point not less than 23 °C	6.1	TF2	III	6.1+3	61 274	5 L	E1	P001 IBC03 R001		MP19	T7	TP2	L4BH	TU15	2	W12		CW13 CW28 CW31	CE8 CE12	63
2904	CHLOROPHENOLATES, LIQUID or PHENOLATES, LIQUID	8	C9	III	8		5 L	E1	P001 IBC03 LP01 R001		MP19			L4BN		3	W12			CE8	80
2905	CHLOROPHENOLATES, SOLID or PHENOLATES, SOLID	8	C10	III	8		5 kg	E1	P002 IBC08 LP02 R001	B3	MP10	T1	TP33	SGAV L4BN		3		VC1 VC2 AP7		CE11	80
2907	ISOSORBIDE DINITRATE MIXTURE with not less than 60% lactose, mannose, starch or calcium hydrogen phosphate	4.1	D	II	4.1	127	0	E0	P406 IBC06	PP26 PP80 B12	MP2					2	W1			CE10	40
2908	RADIOACTIVE MATERIAL, EXCEPTED PACKAGE - EMPTY PACKAGING	7				290 368	0	E0	see 1.7	see 4.1.9.1.3						4			CW33 (see 1.7.1.5.1)	CE15	70
2909	RADIOACTIVE MATERIAL, EXCEPTED PACKAGE - ARTICLES MANUFACTURED FROM NATURAL URANIUM or DEPLETED URANIUM or NATURAL THORIUM	7				290	0	E0	see 1.7	see 4.1.9.1.3						4			CW33 (see 1.7.1.5.1)	CE15	70
2910	RADIOACTIVE MATERIAL, EXCEPTED PACKAGE - LIMITED QUANTITY OF MATERIAL	7				290 368	0	E0	see 1.7	see 4.1.9.1.3						4			CW33 (see 1.7.1.5.1)	CE15	70
2911	RADIOACTIVE MATERIAL, EXCEPTED PACKAGE - INSTRUMENTS or ARTICLES	7				290	0	E0	see 1.7	see 4.1.9.1.3						4			CW33 (see 1.7.1.5.1)	CE15	70
2912	RADIOACTIVE MATERIAL, LOW SPECIFIC ACTIVITY (LSA-I), non fissile or fissile-excepted	7			7X	172 317 325	0	E0	see 2.2.7 and 4.1.9	see 4.1.9.1.3		T5 see 4.1.9.2.4	TP4	S2.65AN(+) L2.65CN(+)	TU36 TT7 TM7	0		see 4.1.9.2.4	CW33	CE15	70

UN No.	Name and description	Class	Classification code	Packing group	Labels	Special provisions	Limited and excepted quantities		Packaging			Portable tanks and bulk containers		RID Tanks		Transport category	Special provisions for carriage			Colis express (express parcels)	Hazard identification No.
									Packing instructions	Special packing provisions	Mixed packing provisions	Instructions	Special provisions	Tank code	Special provisions		Packages	Bulk	Loading, unloading and handling		
	3.1.2	2.2	2.2	2.1.1.3	5.2.2	3.3	3.4/3.5.1.2		4.1.4	4.1.4	4.1.10	4.2.5.2, 7.3.2	4.2.5.3	4.3	4.3.5, 6.8.4	1.1.3.1(c)	7.2.4	7.3.3	7.5.11	7.6	5.3.2.3
(1)	(2)	(3a)	(3b)	(4)	(5)	(6)	(7a)	(7b)	(8)	(9a)	(9b)	(10)	(11)	(12)	(13)	(15)	(16)	(17)	(18)	(19)	(20)
2913	RADIOACTIVE MATERIAL, SURFACE CONTAMINATED OBJECTS (SCO-I or SCO-II), non fissile or fissile-excepted	7			7X	172 317 325	0	E0	see 2.2.7 and 4.1.9	see 4.1.9.1.3		siehe 4.1.9.2.4				0		see 4.1.9.2.4	CW33	CE15	70
2915	RADIOACTIVE MATERIAL, TYPE A PACKAGE, non-special form, non fissile or fissile-excepted	7			7X	172 317 325	0	E0	see 2.2.7 and 4.1.9	see 4.1.9.1.3						0			CW33	CE15	70
2916	RADIOACTIVE MATERIAL, TYPE B(U) PACKAGE, non fissile or fissile-excepted	7			7X	172 317 325 337	0	E0	see 2.2.7 and 4.1.9	see 4.1.9.1.3						0			CW33	CE15	70
2917	RADIOACTIVE MATERIAL, TYPE B(M) PACKAGE, non fissile or fissile-excepted	7			7X	172 317 325 337	0	E0	see 2.2.7 and 4.1.9	see 4.1.9.1.3						0			CW33	CE15	70
2919	RADIOACTIVE MATERIAL, TRANSPORTED UNDER SPECIAL ARRANGEMENT, non fissile or fissile-excepted	7			7X	172 317 325	0	E0	see 2.2.7 and 4.1.9	see 4.1.9.1.3						0			CW33	CE15	70
2920	CORROSIVE LIQUID, FLAMMABLE, N.O.S.	8	CF1	I	8+3	274	0	E0	P001		MP8 MP17	T14	TP2 TP27	L10BH	TU38 TE22	1					883
2920	CORROSIVE LIQUID, FLAMMABLE, N.O.S.	8	CF1	II	8+3	274	1 L	E2	P001 IBC02		MP15	T11	TP2 TP27	L4BN		2				CE6	83
2921	CORROSIVE SOLID, FLAMMABLE, N.O.S.	8	CF2	I	8+4.1	274	0	E0	P002 IBC05		MP18	T6	TP33	S10AN L10BH	TU38 TE22	1	W10				884
2921	CORROSIVE SOLID, FLAMMABLE, N.O.S.	8	CF2	II	8+4.1	274	1 kg	E2	P002 IBC08	B4	MP10	T3	TP33	SGAN L4BN		2	W11			CE10	84
2922	CORROSIVE LIQUID, TOXIC, N.O.S.	8	CT1	I	8+6.1	274	0	E0	P001		MP8 MP17	T14	TP2 TP27	L10BH	TU38 TE22	1			CW13 CW28		886
2922	CORROSIVE LIQUID, TOXIC, N.O.S.	8	CT1	II	8+6.1	274	1 L	E2	P001 IBC02		MP15	T7	TP2	L4BN		2			CW13 CW28	CE6	86
2922	CORROSIVE LIQUID, TOXIC, N.O.S.	8	CT1	III	8+6.1	274	5 L	E1	P001 IBC03 R001		MP19	T7	TP1 TP28	L4BN		3	W12		CW13 CW28	CE8	86
2923	CORROSIVE SOLID, TOXIC, N.O.S.	8	CT2	I	8+6.1	274	0	E0	P002 IBC05		MP18	T6	TP33	S10AN L10BH	TU38 TE22	1	W10		CW13 CW28		886
2923	CORROSIVE SOLID, TOXIC, N.O.S.	8	CT2	II	8+6.1	274	1 kg	E2	P002 IBC08	B4	MP10	T3	TP33	SGAN L4BN		2	W11		CW13 CW28	CE10	86

UN No.	Name and description	Class	Classification code	Packing group	Labels	Special provisions	Limited and excepted quantities		Packaging			Portable tanks and bulk containers		RID Tanks		Transport category	Special provisions for carriage			Colis express (express parcels)	Hazard identification No.
									Packing instructions	Special packing provisions	Mixed packing provisions	Instructions	Special provisions	Tank code	Special provisions		Packages	Bulk	Loading, unloading and handling		
	3.1.2	2.2	2.2	2.1.1.3	5.2.2	3.3	3.4/3.5.1.2		4.1.4	4.1.4	4.1.10	4.2.5.2, 7.3.2	4.2.5.3	4.3	4.3.5, 6.8.4	1.1.3.1(c)	7.2.4	7.3.3	7.5.11	7.6	5.3.2.3
(1)	(2)	(3a)	(3b)	(4)	(5)	(6)	(7a)	(7b)	(8)	(9a)	(9b)	(10)	(11)	(12)	(13)	(15)	(16)	(17)	(18)	(19)	(20)
2923	CORROSIVE SOLID, TOXIC, N.O.S.	8	CT2	III	8+6.1	274	5 kg	E1	P002 IBC08 R001	B3	MP10	T1	TP33	SGAV L4BN		3		VC1 VC2 AP7	CW13 CW28	CE11	86
2924	FLAMMABLE LIQUID, CORROSIVE, N.O.S.	3	FC	I	3+8	274	0	E0	P001		MP7 MP17	T14	TP2	L10CH	TU14 TU38 TE21 TE22	1					338
2924	FLAMMABLE LIQUID, CORROSIVE, N.O.S.	3	FC	II	3+8	274	1 L	E2	P001 IBC02		MP19	T11	TP2 TP27	L4BH		2				CE7	338
2924	FLAMMABLE LIQUID, CORROSIVE, N.O.S.	3	FC	III	3+8	274	5 L	E1	P001 IBC03 R001		MP19	T7	TP1 TP28	L4BN		3	W12			CE4	38
2925	FLAMMABLE SOLID, CORROSIVE, ORGANIC, N.O.S.	4.1	FC1	II	4.1+8	274	1 kg	E2	P002 IBC06		MP10	T3	TP33	SGAN		2	W1			CE10	48
2925	FLAMMABLE SOLID, CORROSIVE, ORGANIC, N.O.S.	4.1	FC1	III	4.1+8	274	5 kg	E1	P002 IBC06 R001		MP10	T1	TP33	SGAN		3	W1			CE11	48
2926	FLAMMABLE SOLID, TOXIC, ORGANIC, N.O.S.	4.1	FT1	II	4.1+6.1	274	1 kg	E2	P002 IBC06		MP10	T3	TP33	SGAN		2	W1		CW28	CE10	46
2926	FLAMMABLE SOLID, TOXIC, ORGANIC, N.O.S.	4.1	FT1	III	4.1+6.1	274	5 kg	E1	P002 IBC06 R001		MP10	T1	TP33	SGAN		3	W1		CW28	CE11	46
2927	TOXIC LIQUID, CORROSIVE, ORGANIC, N.O.S.	6.1	TC1	I	6.1+8	274 315	0	E5	P001		MP8 MP17	T14	TP2 TP27	L10CH	TU14 TU15 TU38 TE21 TE22	1			CW13 CW28 CW31		668
2927	TOXIC LIQUID, CORROSIVE, ORGANIC, N.O.S.	6.1	TC1	II	6.1+8	274	100 ml	E4	P001 IBC02		MP15	T11	TP2 TP27	L4BH	TU15	2			CW13 CW28 CW31	CE5	68
2928	TOXIC SOLID, CORROSIVE, ORGANIC, N.O.S.	6.1	TC2	I	6.1+8	274	0	E5	P002 IBC05		MP18	T6	TP33	S10AH	TU14 TU15 TE21	1	W10		CW13 CW28 CW31		668
2928	TOXIC SOLID, CORROSIVE, ORGANIC, N.O.S.	6.1	TC2	II	6.1+8	274	500 g	E4	P002 IBC06		MP10	T3	TP33	SGAH L4BH	TU15	2	W11		CW13 CW28 CW31	CE9	68

UN No.	Name and description	Class	Classification code	Packing group	Labels	Special provisions	Limited and excepted quantities		Packaging			Portable tanks and bulk containers		RID Tanks		Transport category	Special provisions for carriage			Colis express (express parcels)	Hazard identification No.
									Packing instructions	Special packing provisions	Mixed packing provisions	Instructions	Special provisions	Tank code	Special provisions		Packages	Bulk	Loading, unloading and handling		
	3.1.2	2.2	2.2	2.1.1.3	5.2.2	3.3	3.4/3.5.1.2		4.1.4	4.1.4	4.1.10	4.2.5.2, 7.3.2	4.2.5.3	4.3	4.3.5, 6.8.4	1.1.3.1(c)	7.2.4	7.3.3	7.5.11	7.6	5.3.2.3
(1)	(2)	(3a)	(3b)	(4)	(5)	(6)	(7a)	(7b)	(8)	(9a)	(9b)	(10)	(11)	(12)	(13)	(15)	(16)	(17)	(18)	(19)	(20)
2929	TOXIC LIQUID, FLAMMABLE, ORGANIC, N.O.S.	6.1	TF1	I	6.1+3	274 315	0	E5	P001		MP8 MP17	T14	TP2 TP27	L10CH	TU14 TU15 TU38 TE21 TE22	1			CW13 CW28 CW31		663
2929	TOXIC LIQUID, FLAMMABLE, ORGANIC, N.O.S.	6.1	TF1	II	6.1+3	274	100 ml	E4	P001 IBC02		MP15	T11	TP2 TP27	L4BH	TU15	2			CW13 CW28 CW31	CE5	63
2930	TOXIC SOLID, FLAMMABLE, ORGANIC, N.O.S.	6.1	TF3	I	6.1+4.1	274	0	E5	P002 IBC05		MP18	T6	TP33			1	W10		CW13 CW28 CW31		664
2930	TOXIC SOLID, FLAMMABLE, ORGANIC, N.O.S.	6.1	TF3	II	6.1+4.1	274	500 g	E4	P002 IBC08	B4	MP10	T3	TP33	SGAH L4BH	TU15	2	W11		CW13 CW28 CW31	CE9	64
2931	VANADYL SULPHATE	6.1	T5	II	6.1		500 g	E4	P002 IBC08	B4	MP10	T3	TP33	SGAH	TU15	2	W11		CW13 CW28 CW31	CE9	60
2933	METHYL 2-CHLOROPROPIONATE	3	F1	III	3		5 L	E1	P001 IBC03 LP01 R001		MP19	T2	TP1	LGBF		3	W12			CE4	30
2934	ISOPROPYL 2-CHLOROPROPIONATE	3	F1	III	3		5 L	E1	P001 IBC03 LP01 R001		MP19	T2	TP1	LGBF		3	W12			CE4	30
2935	ETHYL 2-CHLOROPROPIONATE	3	F1	III	3		5 L	E1	P001 IBC03 LP01 R001		MP19	T2	TP1	LGBF		3	W12			CE4	30
2936	THIOLACTIC ACID	6.1	T1	II	6.1		100 ml	E4	P001 IBC02		MP15	T7	TP2	L4BH	TU15	2			CW13 CW28 CW31	CE5	60
2937	alpha-METHYLBENZYL ALCOHOL, LIQUID	6.1	T1	III	6.1		5 L	E1	P001 IBC03 LP01 R001		MP19	T4	TP1	L4BH	TU15	2	W12		CW13 CW28 CW31	CE8	60

UN No.	Name and description	Class	Classification code	Packing group	Labels	Special provisions	Limited and excepted quantities		Packaging			Portable tanks and bulk containers		RID Tanks		Transport category	Special provisions for carriage			Colis express (express parcels)	Hazard identification No.
									Packing instructions	Special packing provisions	Mixed packing provisions	Instructions	Special provisions	Tank code	Special provisions		Packages	Bulk	Loading, unloading and handling		
	3.1.2	2.2	2.2	2.1.1.3	5.2.2	3.3	3.4/3.5.1.2		4.1.4	4.1.4	4.1.10	4.2.5.2, 7.3.2	4.2.5.3	4.3	4.3.5, 6.8.4	1.1.3.1(c)	7.2.4	7.3.3	7.5.11	7.6	5.3.2.3
(1)	(2)	(3a)	(3b)	(4)	(5)	(6)	(7a)	(7b)	(8)	(9a)	(9b)	(10)	(11)	(12)	(13)	(15)	(16)	(17)	(18)	(19)	(20)
2940	9-PHOSPHABICYCLO-NONANES (CYCLOOCTADIENE PHOSPHINES)	4.2	S2	II	4.2		0	E2	P410 IBC06		MP14	T3	TP33	SGAN		2	W1			CE10	40
2941	FLUOROANILINES	6.1	T1	III	6.1		5 L	E1	P001 IBC03 LP01 R001		MP19	T4	TP1	L4BH	TU15	2	W12		CW13 CW28 CW31	CE8	60
2942	2-TRIFLUOROMETHYLANILINE	6.1	T1	III	6.1		5 L	E1	P001 IBC03 LP01 R001		MP19			L4BH	TU15	2	W12		CW13 CW28 CW31	CE8	60
2943	TETRAHYDROFURFURYLAMINE	3	F1	III	3		5 L	E1	P001 IBC03 LP01 R001		MP19	T2	TP1	LGBF		3	W12			CE4	30
2945	N-METHYLBUTYLAMINE	3	FC	II	3+8		1 L	E2	P001 IBC02		MP19	T7	TP1	L4BH		2				CE7	338
2946	2-AMINO-5-DIETHYLAMINOPENTANE	6.1	T1	III	6.1		5 L	E1	P001 IBC03 LP01 R001		MP19	T4	TP1	L4BH	TU15	2	W12		CW13 CW28 CW31	CE8	60
2947	ISOPROPYL CHLOROACETATE	3	F1	III	3		5 L	E1	P001 IBC03 LP01 R001		MP19	T2	TP1	LGBF		3	W12			CE4	30
2948	3-TRIFLUOROMETHYLANILINE	6.1	T1	II	6.1		100 ml	E4	P001 IBC02		MP15	T7	TP2	L4BH	TU15	2			CW13 CW28 CW31	CE5	60
2949	SODIUM HYDROSULPHIDE, HYDRATED with not less than 25% water of crystallization	8	C6	II	8	523	1 kg	E2	P002 IBC08	B4	MP10	T7	TP2	SGAN L4BN		2	W11			CE10	80
2950	MAGNESIUM GRANULES, COATED, particle size not less than 149 microns	4.3	W2	III	4.3		1 kg	E1	P410 IBC08 R001	B4	MP14	T1 BK2	TP33	SGAN		3	W1	VC2 AP4 AP5	CW23	CE11	423
2956	5-tert-BUTYL-2,4,6-TRINITRO-m-XYLENE (MUSK XYLENE)	4.1	SR1	III	4.1	638	5 kg	E0	P409		MP2					3	W1			CE11	40

UN No.	Name and description	Class	Classification code	Packing group	Labels	Special provisions	Limited and excepted quantities		Packaging			Portable tanks and bulk containers		RID Tanks		Transport category	Special provisions for carriage			Colis express (express parcels)	Hazard identification No.
									Packing instructions	Special packing provisions	Mixed packing provisions	Instructions	Special provisions	Tank code	Special provisions		Packages	Bulk	Loading, unloading and handling		
	3.1.2	2.2	2.2	2.1.1.3	5.2.2	3.3	3.4/3.5.1.2		4.1.4	4.1.4	4.1.10	4.2.5.2, 7.3.2	4.2.5.3	4.3	4.3.5, 6.8.4	1.1.3.1(c)	7.2.4	7.3.3	7.5.11	7.6	5.3.2.3
(1)	(2)	(3a)	(3b)	(4)	(5)	(6)	(7a)	(7b)	(8)	(9a)	(9b)	(10)	(11)	(12)	(13)	(15)	(16)	(17)	(18)	(19)	(20)
2965	BORON TRIFLUORIDE DIMETHYL ETHERATE	4.3	WFC	I	4.3+3+8		0	E0	P401		MP2	T10	TP2 TP7	L10DH	TU4 TU14 TU22 TU38 TE21 TE22 TM2	0	W1		CW23		382
2966	THIOGLYCOL	6.1	T1	II	6.1		100 ml	E4	P001 IBC02		MP15	T7	TP2	L4BH	TU15	2			CW13 CW28 CW31	CE5	60
2967	SULPHAMIC ACID	8	C2	III	8		5 kg	E1	P002 IBC08 LP02 R001	B3	MP10	T1	TP33	SGAV		3		VC1 VC2 AP7		CE11	80
2968	MANEB, STABILIZED or MANEB PREPARATION, STABILIZED against self-heating	4.3	W2	III	4.3	547	1 kg	E1	P002 IBC08 R001	B4	MP14	T1	TP33	SGAN		0	W1	VC1 VC2 AP3 AP4 AP5	CW23	CE11	423
2969	CASTOR BEANS or CASTOR MEAL or CASTOR POMACE or CASTOR FLAKE	9	M11	II	9	141	5 kg	E2	P002 IBC08	PP34 B4	MP10	T3 BK1 BK2	TP33	SGAV		2	W11	VC1 VC2	CW31	CE9	90
2977	RADIOACTIVE MATERIAL, URANIUM HEXAFLUORIDE, FISSILE	7			7X+7E +6.1+8		0	E0	see 2.2.7 and 4.1.9	see 4.1.9.1.3						0			CW33		768
2978	RADIOACTIVE MATERIAL, URANIUM HEXAFLUORIDE, non fissile or fissile-excepted	7			7X+6.1 +8	317	0	E0	see 2.2.7 and 4.1.9	see 4.1.9.1.3						0			CW33		768
2983	ETHYLENE OXIDE AND PROPYLENE OXIDE MIXTURE, not more than 30% ethylene oxide	3	FT1	I	3+6.1		0	E0	P001		MP7 MP17	T14	TP2 TP7	L10CH	TU14 TU15 TU38 TE21 TE22	1			CW13 CW28		336
2984	HYDROGEN PEROXIDE, AQUEOUS SOLUTION with not less than 8% but less than 20% hydrogen peroxide (stabilized as necessary)	5.1	O1	III	5.1	65	5 L	E1	P504 IBC02 R001	PP10 B5	MP15	T4	TP1 TP6 TP24	LGBV	TU3 TC2 TE8 TE11 TT1	3			CW24	CE8	50

UN No.	Name and description	Class	Classification code	Packing group	Labels	Special provisions	Limited and excepted quantities		Packaging			Portable tanks and bulk containers		RID Tanks		Transport category	Special provisions for carriage			Colis express (express parcels)	Hazard identification No.
									Packing instructions	Special packing provisions	Mixed packing provisions	Instructions	Special provisions	Tank code	Special provisions		Packages	Bulk	Loading, unloading and handling		
	3.1.2	2.2	2.2	2.1.1.3	5.2.2	3.3	3.4/3.5.1.2		4.1.4	4.1.4	4.1.10	4.2.5.2, 7.3.2	4.2.5.3	4.3	4.3.5, 6.8.4	1.1.3.1(c)	7.2.4	7.3.3	7.5.11	7.6	5.3.2.3
(1)	(2)	(3a)	(3b)	(4)	(5)	(6)	(7a)	(7b)	(8)	(9a)	(9b)	(10)	(11)	(12)	(13)	(15)	(16)	(17)	(18)	(19)	(20)
2985	CHLOROSILANES, FLAMMABLE, CORROSIVE, N.O.S.	3	FC	II	3+8	548	0	E0	P010		MP19	T14	TP2 TP7 TP27	L4BH		2				CE7	X338
2986	CHLOROSILANES, CORROSIVE, FLAMMABLE, N.O.S.	8	CF1	II	8+3	548	0	E0	P010		MP15	T14	TP2 TP7 TP27	L4BN		2				CE6	X83
2987	CHLOROSILANES, CORROSIVE, N.O.S.	8	C3	II	8	548	0	E0	P010		MP15	T14	TP2 TP7 TP27	L4BN		2				CE6	X80
2988	CHLOROSILANES, WATER-REACTIVE, FLAMMABLE, CORROSIVE, N.O.S.	4.3	WFC	I	4.3+3+8	549	0	E0	P401	RR7	MP2	T14	TP2 TP7	L10DH	TU14 TU26 TU38 TE21 TE22 TM2 TM3	0	W1		CW23		X338
2989	LEAD PHOSPHITE, DIBASIC	4.1	F3	II	4.1		1 kg	E2	P002 IBC08	B4	MP11	T3	TP33	SGAN		2	W1			CE10	40
2989	LEAD PHOSPHITE, DIBASIC	4.1	F3	III	4.1		5 kg	E1	P002 IBC08 LP02 R001	B3	MP11	T1	TP33	SGAV		3	W1	VC1 VC2		CE11	40
2990	LIFE-SAVING APPLIANCES, SELF-INFLATING	9	M5		9	296 635	0	E0	P905							3				CE2	90
2991	CARBAMATE PESTICIDE, LIQUID, TOXIC, FLAMMABLE, flash-point not less than 23 °C	6.1	TF2	I	6.1+3	61 274	0	E5	P001		MP8 MP17	T14	TP2 TP27	L10CH	TU14 TU15 TU38 TE21 TE22	1			CW13 CW28 CW31	CE12	663
2991	CARBAMATE PESTICIDE, LIQUID, TOXIC, FLAMMABLE, flash-point not less than 23 °C	6.1	TF2	II	6.1+3	61 274	100 ml	E4	P001 IBC02		MP15	T11	TP2 TP27	L4BH	TU15	2			CW13 CW28 CW31	CE5 CE12	63
2991	CARBAMATE PESTICIDE, LIQUID, TOXIC, FLAMMABLE, flash-point not less than 23 °C	6.1	TF2	III	6.1+3	61 274	5 L	E1	P001 IBC03 R001		MP19	T7	TP2 TP28	L4BH	TU15	2	W12		CW13 CW28 CW31	CE8 CE12	63

UN No.	Name and description	Class	Classification code	Packing group	Labels	Special provisions	Limited and excepted quantities		Packaging			Portable tanks and bulk containers		RID Tanks		Transport category	Special provisions for carriage			Colis express (express parcels)	Hazard identification No.
									Packing instructions	Special packing provisions	Mixed packing provisions	Instructions	Special provisions	Tank code	Special provisions		Packages	Bulk	Loading, unloading and handling		
	3.1.2	2.2	2.2	2.1.1.3	5.2.2	3.3	3.4/3.5.1.2		4.1.4	4.1.4	4.1.10	4.2.5.2, 7.3.2	4.2.5.3	4.3	4.3.5, 6.8.4	1.1.3.1(c)	7.2.4	7.3.3	7.5.11	7.6	5.3.2.3
(1)	(2)	(3a)	(3b)	(4)	(5)	(6)	(7a)	(7b)	(8)	(9a)	(9b)	(10)	(11)	(12)	(13)	(15)	(16)	(17)	(18)	(19)	(20)
2992	CARBAMATE PESTICIDE, LIQUID, TOXIC	6.1	T6	I	6.1	61 274 648	0	E5	P001		MP8 MP17	T14	TP2 TP27	L10CH	TU14 TU15 TU38 TE21 TE22	1			CW13 CW28 CW31	CE12	66
2992	CARBAMATE PESTICIDE, LIQUID, TOXIC	6.1	T6	II	6.1	61 274 648	100 ml	E4	P001 IBC02		MP15	T11	TP2 TP27	L4BH	TU15	2			CW13 CW28 CW31	CE5 CE12	60
2992	CARBAMATE PESTICIDE, LIQUID, TOXIC	6.1	T6	III	6.1	61 274 648	5 L	E1	P001 IBC03 LP01 R001		MP19	T7	TP2 TP28	L4BH	TU15	2	W12		CW13 CW28 CW31	CE8 CE12	60
2993	ARSENICAL PESTICIDE, LIQUID, TOXIC, FLAMMABLE, flash-point not less than 23 °C	6.1	TF2	I	6.1+3	61 274	0	E5	P001		MP8 MP17	T14	TP2 TP27	L10CH	TU14 TU15 TU38 TE21 TE22	1			CW13 CW28 CW31	CE12	663
2993	ARSENICAL PESTICIDE, LIQUID, TOXIC, FLAMMABLE, flash-point not less than 23 °C	6.1	TF2	II	6.1+3	61 274	100 ml	E4	P001 IBC02		MP15	T11	TP2 TP27	L4BH	TU15	2			CW13 CW28 CW31	CE5 CE12	63
2993	ARSENICAL PESTICIDE, LIQUID, TOXIC, FLAMMABLE, flash-point not less than 23 °C	6.1	TF2	III	6.1+3	61 274	5 L	E1	P001 IBC03 R001		MP19	T7	TP2 TP28	L4BH	TU15	2	W12		CW13 CW28 CW31	CE8 CE12	63
2994	ARSENICAL PESTICIDE, LIQUID, TOXIC	6.1	T6	I	6.1	61 274 648	0	E5	P001		MP8 MP17	T14	TP2 TP27	L10CH	TU14 TU15 TU38 TE21 TE22	1			CW13 CW28 CW31	CE12	66
2994	ARSENICAL PESTICIDE, LIQUID, TOXIC	6.1	T6	II	6.1	61 274 648	100 ml	E4	P001 IBC02		MP15	T11	TP2 TP27	L4BH	TU15	2			CW13 CW28 CW31	CE5 CE12	60
2994	ARSENICAL PESTICIDE, LIQUID, TOXIC	6.1	T6	III	6.1	61 274 648	5 L	E1	P001 IBC03 LP01 R001		MP19	T7	TP2 TP28	L4BH	TU15	2	W12		CW13 CW28 CW31	CE8 CE12	60

UN No.	Name and description	Class	Classification code	Packing group	Labels	Special provisions	Limited and excepted quantities		Packaging			Portable tanks and bulk containers		RID Tanks		Transport category	Special provisions for carriage			Colis express (express parcels)	Hazard identification No.
									Packing instructions	Special packing provisions	Mixed packing provisions	Instructions	Special provisions	Tank code	Special provisions		Packages	Bulk	Loading, unloading and handling		
	3.1.2	2.2	2.2	2.1.1.3	5.2.2	3.3	3.4/3.5.1.2		4.1.4	4.1.4	4.1.10	4.2.5.2, 7.3.2	4.2.5.3	4.3	4.3.5, 6.8.4	1.1.3.1(c)	7.2.4	7.3.3	7.5.11	7.6	5.3.2.3
(1)	(2)	(3a)	(3b)	(4)	(5)	(6)	(7a)	(7b)	(8)	(9a)	(9b)	(10)	(11)	(12)	(13)	(15)	(16)	(17)	(18)	(19)	(20)
2995	ORGANOCHLORINE PESTICIDE, LIQUID, TOXIC, FLAMMABLE, flash-point not less than 23 °C	6.1	TF2	I	6.1+3	61 274	0	E5	P001		MP8 MP17	T14	TP2 TP27	L10CH	TU14 TU15 TU38 TE21 TE22	1			CW13 CW28 CW31	CE12	663
2995	ORGANOCHLORINE PESTICIDE, LIQUID, TOXIC, FLAMMABLE, flash-point not less than 23 °C	6.1	TF2	II	6.1+3	61 274	100 ml	E4	P001 IBC02		MP15	T11	TP2 TP27	L4BH	TU15	2			CW13 CW28 CW31	CE5 CE12	63
2995	ORGANOCHLORINE PESTICIDE, LIQUID, TOXIC, FLAMMABLE, flash-point not less than 23 °C	6.1	TF2	III	6.1+3	61 274	5 L	E1	P001 IBC03 R001		MP19	T7	TP2 TP28	L4BH	TU15	2	W12		CW13 CW28 CW31	CE8 CE12	63
2996	ORGANOCHLORINE PESTICIDE, LIQUID, TOXIC	6.1	T6	I	6.1	61 274 648	0	E5	P001		MP8 MP17	T14	TP2 TP27	L10CH	TU14 TU15 TU38 TE21 TE22	1			CW13 CW28 CW31	CE12	66
2996	ORGANOCHLORINE PESTICIDE, LIQUID, TOXIC	6.1	T6	II	6.1	61 274 648	100 ml	E4	P001 IBC02		MP15	T11	TP2 TP27	L4BH	TU15	2			CW13 CW28 CW31	CE5 CE12	60
2996	ORGANOCHLORINE PESTICIDE, LIQUID, TOXIC	6.1	T6	III	6.1	61 274 648	5 L	E1	P001 IBC03 LP01 R001		MP19	T7	TP2 TP28	L4BH	TU15	2	W12		CW13 CW28 CW31	CE8 CE12	60
2997	TRIAZINE PESTICIDE, LIQUID, TOXIC, FLAMMABLE, flash-point not less than 23 °C	6.1	TF2	I	6.1+3	61 274	0	E5	P001		MP8 MP17	T14	TP2 TP27	L10CH	TU14 TU15 TU38 TE21 TE22	1			CW13 CW28 CW31	CE12	663
2997	TRIAZINE PESTICIDE, LIQUID, TOXIC, FLAMMABLE, flash-point not less than 23 °C	6.1	TF2	II	6.1+3	61 274	100 ml	E4	P001 IBC02		MP15	T11	TP2 TP27	L4BH	TU15	2			CW13 CW28 CW31	CE5 CE12	63
2997	TRIAZINE PESTICIDE, LIQUID, TOXIC, FLAMMABLE, flash-point not less than 23 °C	6.1	TF2	III	6.1+3	61 274	5 L	E1	P001 IBC03 R001		MP19	T7	TP2 TP28	L4BH	TU15	2	W12		CW13 CW28 CW31	CE8 CE12	63

UN No.	Name and description	Class	Classification code	Packing group	Labels	Special provisions	Limited and excepted quantities		Packaging			Portable tanks and bulk containers		RID Tanks		Transport category	Special provisions for carriage			Colis express (express parcels)	Hazard identification No.
									Packing instructions	Special packing provisions	Mixed packing provisions	Instructions	Special provisions	Tank code	Special provisions		Packages	Bulk	Loading, unloading and handling		
	3.1.2	2.2	2.2	2.1.1.3	5.2.2	3.3	3.4/3.5.1.2		4.1.4	4.1.4	4.1.10	4.2.5.2, 7.3.2	4.2.5.3	4.3	4.3.5, 6.8.4	1.1.3.1(c)	7.2.4	7.3.3	7.5.11	7.6	5.3.2.3
(1)	(2)	(3a)	(3b)	(4)	(5)	(6)	(7a)	(7b)	(8)	(9a)	(9b)	(10)	(11)	(12)	(13)	(15)	(16)	(17)	(18)	(19)	(20)
2998	TRIAZINE PESTICIDE, LIQUID, TOXIC	6.1	T6	I	6.1	61 274 648	0	E5	P001		MP8 MP17	T14	TP2 TP27	L10CH	TU14 TU15 TU38 TE21 TE22	1			CW13 CW28 CW31	CE12	66
2998	TRIAZINE PESTICIDE, LIQUID, TOXIC	6.1	T6	II	6.1	61 274 648	100 ml	E4	P001 IBC02		MP15	T11	TP2 TP27	L4BH	TU15	2			CW13 CW28 CW31	CE5 CE12	60
2998	TRIAZINE PESTICIDE, LIQUID, TOXIC	6.1	T6	III	6.1	61 274 648	5 L	E1	P001 IBC03 LP01 R001		MP19	T7	TP2 TP28	L4BH	TU15	2	W12		CW13 CW28 CW31	CE8 CE12	60
3005	THIOCARBAMATE PESTICIDE, LIQUID, TOXIC, FLAMMABLE, flash-point not less than 23 °C	6.1	TF2	I	6.1+3	61 274	0	E5	P001		MP8 MP17	T14	TP2	L10CH	TU14 TU15 TU38 TE21 TE22	1			CW13 CW28 CW31	CE12	663
3005	THIOCARBAMATE PESTICIDE, LIQUID, TOXIC, FLAMMABLE, flash-point not less than 23 °C	6.1	TF2	II	6.1+3	61 274	100 ml	E4	P001 IBC02		MP15	T11	TP2 TP27	L4BH	TU15	2			CW13 CW28 CW31	CE5 CE12	63
3005	THIOCARBAMATE PESTICIDE, LIQUID, TOXIC, FLAMMABLE, flash-point not less than 23 °C	6.1	TF2	III	6.1+3	61 274	5 L	E1	P001 IBC03 R001		MP19	T7	TP2 TP28	L4BH	TU15	2	W12		CW13 CW28 CW31	CE8 CE12	63
3006	THIOCARBAMATE PESTICIDE, LIQUID, TOXIC	6.1	T6	I	6.1	61 274 648	0	E5	P001		MP8 MP17	T14	TP2	L10CH	TU14 TU15 TU38 TE21 TE22	1			CW13 CW28 CW31	CE12	66
3006	THIOCARBAMATE PESTICIDE, LIQUID, TOXIC	6.1	T6	II	6.1	61 274 648	100 ml	E4	P001 IBC02		MP15	T11	TP2 TP27	L4BH	TU15	2			CW13 CW28 CW31	CE5 CE12	60
3006	THIOCARBAMATE PESTICIDE, LIQUID, TOXIC	6.1	T6	III	6.1	61 274 648	5 L	E1	P001 IBC03 LP01 R001		MP19	T7	TP2 TP28	L4BH	TU15	2	W12		CW13 CW28 CW31	CE8 CE12	60

UN No.	Name and description	Class	Classification code	Packing group	Labels	Special provisions	Limited and excepted quantities		Packaging			Portable tanks and bulk containers		RID Tanks		Transport category	Special provisions for carriage			Colis express (express parcels)	Hazard identification No.
									Packing instructions	Special packing provisions	Mixed packing provisions	Instructions	Special provisions	Tank code	Special provisions		Packages	Bulk	Loading, unloading and handling		
	3.1.2	2.2	2.2	2.1.1.3	5.2.2	3.3	3.4/3.5.1.2		4.1.4	4.1.4	4.1.10	4.2.5.2, 7.3.2	4.2.5.3	4.3	4.3.5, 6.8.4	1.1.3.1(c)	7.2.4	7.3.3	7.5.11	7.6	5.3.2.3
(1)	(2)	(3a)	(3b)	(4)	(5)	(6)	(7a)	(7b)	(8)	(9a)	(9b)	(10)	(11)	(12)	(13)	(15)	(16)	(17)	(18)	(19)	(20)
3009	COPPER BASED PESTICIDE, LIQUID, TOXIC, FLAMMABLE, flash-point not less than 23 °C	6.1	TF2	I	6.1+3	61 274	0	E5	P001		MP8 MP17	T14	TP2 TP27	L10CH	TU14 TU15 TU38 TE21 TE22	1			CW13 CW28 CW31	CE12	663
3009	COPPER BASED PESTICIDE, LIQUID, TOXIC, FLAMMABLE, flash-point not less than 23 °C	6.1	TF2	II	6.1+3	61 274	100 ml	E4	P001 IBC02		MP15	T11	TP2 TP27	L4BH	TU15	2			CW13 CW28 CW31	CE5 CE12	63
3009	COPPER BASED PESTICIDE, LIQUID, TOXIC, FLAMMABLE, flash-point not less than 23 °C	6.1	TF2	III	6.1+3	61 274	5 L	E1	P001 IBC03 R001		MP19	T7	TP2 TP28	L4BH	TU15	2	W12		CW13 CW28 CW31	CE8 CE12	63
3010	COPPER BASED PESTICIDE, LIQUID, TOXIC	6.1	T6	I	6.1	61 274 648	0	E5	P001		MP8 MP17	T14	TP2 TP27	L10CH	TU14 TU15 TU38 TE21 TE22	1			CW13 CW28 CW31	CE12	66
3010	COPPER BASED PESTICIDE, LIQUID, TOXIC	6.1	T6	II	6.1	61 274 648	100 ml	E4	P001 IBC02		MP15	T11	TP2 TP27	L4BH	TU15	2			CW13 CW28 CW31	CE5 CE12	60
3010	COPPER BASED PESTICIDE, LIQUID, TOXIC	6.1	T6	III	6.1	61 274 648	5 L	E1	P001 IBC03 LP01 R001		MP19	T7	TP2 TP28	L4BH	TU15	2	W12		CW13 CW28 CW31	CE8 CE12	60
3011	MERCURY BASED PESTICIDE, LIQUID, TOXIC, FLAMMABLE, flash-point not less than 23 °C	6.1	TF2	I	6.1+3	61 274	0	E5	P001		MP8 MP17	T14	TP2 TP27	L10CH	TU14 TU15 TU38 TE21 TE22	1			CW13 CW28 CW31	CE12	663
3011	MERCURY BASED PESTICIDE, LIQUID, TOXIC, FLAMMABLE, flash-point not less than 23 °C	6.1	TF2	II	6.1+3	61 274	100 ml	E4	P001 IBC02		MP15	T11	TP2 TP27	L4BH	TU15	2			CW13 CW28 CW31	CE5 CE12	63
3011	MERCURY BASED PESTICIDE, LIQUID, TOXIC, FLAMMABLE, flash-point not less than 23 °C	6.1	TF2	III	6.1+3	61 274	5 L	E1	P001 IBC03 R001		MP19	T7	TP2 TP28	L4BH	TU15	2	W12		CW13 CW28 CW31	CE8 CE12	63

UN No.	Name and description	Class	Classification code	Packing group	Labels	Special provisions	Limited and excepted quantities		Packaging			Portable tanks and bulk containers		RID Tanks		Transport category	Special provisions for carriage			Colis express (express parcels)	Hazard identification No.
									Packing instructions	Special packing provisions	Mixed packing provisions	Instructions	Special provisions	Tank code	Special provisions		Packages	Bulk	Loading, unloading and handling		
	3.1.2	2.2	2.2	2.1.1.3	5.2.2	3.3	3.4/3.5.1.2		4.1.4	4.1.4	4.1.10	4.2.5.2, 7.3.2	4.2.5.3	4.3	4.3.5, 6.8.4	1.1.3.1(c)	7.2.4	7.3.3	7.5.11	7.6	5.3.2.3
(1)	(2)	(3a)	(3b)	(4)	(5)	(6)	(7a)	(7b)	(8)	(9a)	(9b)	(10)	(11)	(12)	(13)	(15)	(16)	(17)	(18)	(19)	(20)
3012	MERCURY BASED PESTICIDE, LIQUID, TOXIC	6.1	T6	I	6.1	61 274 648	0	E5	P001		MP8 MP17	T14	TP2 TP27	L10CH	TU14 TU15 TU38 TE21 TE22	1			CW13 CW28 CW31	CE12	66
3012	MERCURY BASED PESTICIDE, LIQUID, TOXIC	6.1	T6	II	6.1	61 274 648	100 ml	E4	P001 IBC02		MP15	T11	TP2 TP27	L4BH	TU15	2			CW13 CW28 CW31	CE5 CE12	60
3012	MERCURY BASED PESTICIDE, LIQUID, TOXIC	6.1	T6	III	6.1	61 274 648	5 L	E1	P001 IBC03 LP01 R001		MP19	T7	TP2 TP28	L4BH	TU15	2	W12		CW13 CW28 CW31	CE8 CE12	60
3013	SUBSTITUTED NITROPHENOL PESTICIDE, LIQUID, TOXIC, FLAMMABLE, flash-point not less than 23 °C	6.1	TF2	I	6.1+3	61 274	0	E5	P001		MP8 MP17	T14	TP2 TP27	L10CH	TU14 TU15 TU38 TE21 TE22	1			CW13 CW28 CW31	CE12	663
3013	SUBSTITUTED NITROPHENOL PESTICIDE, LIQUID, TOXIC, FLAMMABLE, flash-point not less than 23 °C	6.1	TF2	II	6.1+3	61 274	100 ml	E4	P001 IBC02		MP15	T11	TP2 TP27	L4BH	TU15	2			CW13 CW28 CW31	CE5 CE12	63
3013	SUBSTITUTED NITROPHENOL PESTICIDE, LIQUID, TOXIC, FLAMMABLE, flash-point not less than 23 °C	6.1	TF2	III	6.1+3	61 274	5 L	E1	P001 IBC03 R001		MP19	T7	TP2 TP28	L4BH	TU15	2	W12		CW13 CW28 CW31	CE8 CE12	63
3014	SUBSTITUTED NITROPHENOL PESTICIDE, LIQUID, TOXIC	6.1	T6	I	6.1	61 274 648	0	E5	P001		MP8 MP17	T14	TP2 TP27	L10CH	TU14 TU15 TU38 TE21 TE22	1			CW13 CW28 CW31	CE12	66
3014	SUBSTITUTED NITROPHENOL PESTICIDE, LIQUID, TOXIC	6.1	T6	II	6.1	61 274 648	100 ml	E4	P001 IBC02		MP15	T11	TP2 TP27	L4BH	TU15	2			CW13 CW28 CW31	CE5 CE12	60
3014	SUBSTITUTED NITROPHENOL PESTICIDE, LIQUID, TOXIC	6.1	T6	III	6.1	61 274 648	5 L	E1	P001 IBC03 LP01 R001		MP19	T7	TP2 TP28	L4BH	TU15	2	W12		CW13 CW28 CW31	CE8 CE12	60

UN No.	Name and description	Class	Classification code	Packing group	Labels	Special provisions	Limited and excepted quantities		Packaging			Portable tanks and bulk containers		RID Tanks		Transport category	Special provisions for carriage			Colis express (express parcels)	Hazard identification No.
									Packing instructions	Special packing provisions	Mixed packing provisions	Instructions	Special provisions	Tank code	Special provisions		Packages	Bulk	Loading, unloading and handling		
	3.1.2	2.2	2.2	2.1.1.3	5.2.2	3.3	3.4/3.5.1.2		4.1.4	4.1.4	4.1.10	4.2.5.2, 7.3.2	4.2.5.3	4.3	4.3.5, 6.8.4	1.1.3.1(c)	7.2.4	7.3.3	7.5.11	7.6	5.3.2.3
(1)	(2)	(3a)	(3b)	(4)	(5)	(6)	(7a)	(7b)	(8)	(9a)	(9b)	(10)	(11)	(12)	(13)	(15)	(16)	(17)	(18)	(19)	(20)
3015	BIPYRIDILIUM PESTICIDE, LIQUID, TOXIC, FLAMMABLE, flash-point not less than 23 °C	6.1	TF2	I	6.1+3	61 274	0	E5	P001		MP8 MP17	T14	TP2 TP27	L10CH	TU14 TU15 TU38 TE21 TE22	1			CW13 CW28 CW31	CE12	663
3015	BIPYRIDILIUM PESTICIDE, LIQUID, TOXIC, FLAMMABLE, flash-point not less than 23 °C	6.1	TF2	II	6.1+3	61 274	100 ml	E4	P001 IBC02		MP15	T11	TP2 TP27	L4BH	TU15	2			CW13 CW28 CW31	CE5 CE12	63
3015	BIPYRIDILIUM PESTICIDE, LIQUID, TOXIC, FLAMMABLE, flash-point not less than 23 °C	6.1	TF2	III	6.1+3	61 274	5 L	E1	P001 IBC03 R001		MP19	T7	TP2 TP28	L4BH	TU15	2	W12		CW13 CW28 CW31	CE8 CE12	63
3016	BIPYRIDILIUM PESTICIDE, LIQUID, TOXIC	6.1	T6	I	6.1	61 274 648	0	E5	P001		MP8 MP17	T14	TP2 TP27	L10CH	TU14 TU15 TU38 TE21 TE22	1			CW13 CW28 CW31	CE12	66
3016	BIPYRIDILIUM PESTICIDE, LIQUID, TOXIC	6.1	T6	II	6.1	61 274 648	100 ml	E4	P001 IBC02		MP15	T11	TP2 TP27	L4BH	TU15	2			CW13 CW28 CW31	CE5 CE12	60
3016	BIPYRIDILIUM PESTICIDE, LIQUID, TOXIC	6.1	T6	III	6.1	61 274 648	5 L	E1	P001 IBC03 LP01 R001		MP19	T7	TP2 TP28	L4BH	TU15	2	W12		CW13 CW28 CW31	CE8 CE12	60
3017	ORGANOPHOSPHORUS PESTICIDE, LIQUID, TOXIC, FLAMMABLE, flash-point not less than 23 °C	6.1	TF2	I	6.1+3	61 274	0	E5	P001		MP8 MP17	T14	TP2 TP27	L10CH	TU14 TU15 TU38 TE21 TE22	1			CW13 CW28 CW31	CE12	663
3017	ORGANOPHOSPHORUS PESTICIDE, LIQUID, TOXIC, FLAMMABLE, flash-point not less than 23 °C	6.1	TF2	II	6.1+3	61 274	100 ml	E4	P001 IBC02		MP15	T11	TP2 TP27	L4BH	TU15	2			CW13 CW28 CW31	CE5 CE12	63
3017	ORGANOPHOSPHORUS PESTICIDE, LIQUID, TOXIC, FLAMMABLE, flash-point not less than 23 °C	6.1	TF2	III	6.1+3	61 274	5 L	E1	P001 IBC03 R001		MP19	T7	TP2 TP28	L4BH	TU15	2	W12		CW13 CW28 CW31	CE8 CE12	63

UN No.	Name and description	Class	Classification code	Packing group	Labels	Special provisions	Limited and excepted quantities		Packaging			Portable tanks and bulk containers		RID Tanks		Transport category	Special provisions for carriage			Colis express (express parcels)	Hazard identification No.
									Packing instructions	Special packing provisions	Mixed packing provisions	Instructions	Special provisions	Tank code	Special provisions		Packages	Bulk	Loading, unloading and handling		
	3.1.2	2.2	2.2	2.1.1.3	5.2.2	3.3	3.4/3.5.1.2		4.1.4	4.1.4	4.1.10	4.2.5.2, 7.3.2	4.2.5.3	4.3	4.3.5, 6.8.4	1.1.3.1(c)	7.2.4	7.3.3	7.5.11	7.6	5.3.2.3
(1)	(2)	(3a)	(3b)	(4)	(5)	(6)	(7a)	(7b)	(8)	(9a)	(9b)	(10)	(11)	(12)	(13)	(15)	(16)	(17)	(18)	(19)	(20)
3018	ORGANOPHOSPHORUS PESTICIDE, LIQUID, TOXIC	6.1	T6	I	6.1	61 274 648	0	E5	P001		MP8 MP17	T14	TP2 TP27	L10CH	TU14 TU15 TU38 TE21 TE22	1			CW13 CW28 CW31	CE12	66
3018	ORGANOPHOSPHORUS PESTICIDE, LIQUID, TOXIC	6.1	T6	II	6.1	61 274 648	100 ml	E4	P001 IBC02		MP15	T11	TP2 TP27	L4BH	TU15	2			CW13 CW28 CW31	CE5 CE12	60
3018	ORGANOPHOSPHORUS PESTICIDE, LIQUID, TOXIC	6.1	T6	III	6.1	61 274 648	5 L	E1	P001 IBC03 LP01 R001		MP19	T7	TP2 TP28	L4BH	TU15	2	W12		CW13 CW28 CW31	CE8 CE12	60
3019	ORGANOTIN PESTICIDE, LIQUID, TOXIC, FLAMMABLE, flash-point not less than 23 °C	6.1	TF2	I	6.1+3	61 274	0	E5	P001		MP8 MP17	T14	TP2 TP27	L10CH	TU14 TU15 TU38 TE21 TE22	1			CW13 CW28 CW31	CE12	663
3019	ORGANOTIN PESTICIDE, LIQUID, TOXIC, FLAMMABLE, flash-point not less than 23 °C	6.1	TF2	II	6.1+3	61 274	100 ml	E4	P001 IBC02		MP15	T11	TP2 TP27	L4BH	TU15	2			CW13 CW28 CW31	CE5 CE12	63
3019	ORGANOTIN PESTICIDE, LIQUID, TOXIC, FLAMMABLE, flash-point not less than 23 °C	6.1	TF2	III	6.1+3	61 274	5 L	E1	P001 IBC03 R001		MP19	T7	TP2 TP28	L4BH	TU15	2	W12		CW13 CW28 CW31	CE8 CE12	63
3020	ORGANOTIN PESTICIDE, LIQUID, TOXIC	6.1	T6	I	6.1	61 274 648	0	E5	P001		MP8 MP17	T14	TP2 TP27	L10CH	TU14 TU15 TU38 TE21 TE22	1			CW13 CW28 CW31	CE12	66
3020	ORGANOTIN PESTICIDE, LIQUID, TOXIC	6.1	T6	II	6.1	61 274 648	100 ml	E4	P001 IBC02		MP15	T11	TP2 TP27	L4BH	TU15	2			CW13 CW28 CW31	CE5 CE12	60
3020	ORGANOTIN PESTICIDE, LIQUID, TOXIC	6.1	T6	III	6.1	61 274 648	5 L	E1	P001 IBC03 LP01 R001		MP19	T7	TP2 TP28	L4BH	TU15	2	W12		CW13 CW28 CW31	CE8 CE12	60

UN No.	Name and description	Class	Classification code	Packing group	Labels	Special provisions	Limited and excepted quantities		Packaging			Portable tanks and bulk containers		RID Tanks		Transport category	Special provisions for carriage			Colis express (express parcels)	Hazard identification No.
									Packing instructions	Special packing provisions	Mixed packing provisions	Instructions	Special provisions	Tank code	Special provisions		Packages	Bulk	Loading, unloading and handling		
	3.1.2	2.2	2.2	2.1.1.3	5.2.2	3.3	3.4/3.5.1.2		4.1.4	4.1.4	4.1.10	4.2.5.2, 7.3.2	4.2.5.3	4.3	4.3.5, 6.8.4	1.1.3.1(c)	7.2.4	7.3.3	7.5.11	7.6	5.3.2.3
(1)	(2)	(3a)	(3b)	(4)	(5)	(6)	(7a)	(7b)	(8)	(9a)	(9b)	(10)	(11)	(12)	(13)	(15)	(16)	(17)	(18)	(19)	(20)
3021	PESTICIDE, LIQUID, FLAMMABLE, TOXIC, N.O.S., flash-point less than 23 °C	3	FT2	I	3+6.1	61 274	0	E0	P001		MP7 MP17	T14	TP2 TP27	L10CH	TU14 TU15 TU38 TE21 TE22	1			CW13 CW28		336
3021	PESTICIDE, LIQUID, FLAMMABLE, TOXIC, N.O.S., flash-point less than 23 °C	3	FT2	II	3+6.1	61 274	1 L	E2	P001 IBC02 R001		MP19	T11	TP2 TP27	L4BH	TU15	2			CW13 CW28	CE7	336
3022	1,2-BUTYLENE OXIDE, STABILIZED	3	F1	II	3	386	1 L	E2	P001 IBC02 R001		MP19	T4	TP1	LGBF		2				CE7	339
3023	2-METHYL-2-HEPTANETHIOL	6.1	TF1	I	6.1+3	354	0	E0	P602		MP8 MP17	T20	TP2	L10CH	TU14 TU15 TU38 TE21 TE22	1			CW13 CW28 CW31		663
3024	COUMARIN DERIVATIVE PESTICIDE, LIQUID, FLAMMABLE, TOXIC, flash-point less than 23 °C	3	FT2	I	3+6.1	61 274	0	E0	P001		MP7 MP17	T14	TP2 TP27	L10CH	TU14 TU15 TU38 TE21 TE22	1			CW13 CW28		336
3024	COUMARIN DERIVATIVE PESTICIDE, LIQUID, FLAMMABLE, TOXIC, flash-point less than 23 °C	3	FT2	II	3+6.1	61 274	1 L	E2	P001 IBC02 R001		MP19	T11	TP2 TP27	L4BH	TU15	2			CW13 CW28	CE7	336
3025	COUMARIN DERIVATIVE PESTICIDE, LIQUID, TOXIC, FLAMMABLE, flash-point not less than 23 °C	6.1	TF2	I	6.1+3	61 274	0	E5	P001		MP8 MP17	T14	TP2 TP27	L10CH	TU14 TU15 TU38 TE21 TE22	1			CW13 CW28 CW31	CE12	663
3025	COUMARIN DERIVATIVE PESTICIDE, LIQUID, TOXIC, FLAMMABLE, flash-point not less than 23 °C	6.1	TF2	II	6.1+3	61 274	100 ml	E4	P001 IBC02		MP15	T11	TP2 TP27	L4BH	TU15	2			CW13 CW28 CW31	CE5 CE12	63
3025	COUMARIN DERIVATIVE PESTICIDE, LIQUID, TOXIC, FLAMMABLE, flash-point not less than 23 °C	6.1	TF2	III	6.1+3	61 274	5 L	E1	P001 IBC03 R001		MP19	T7	TP1 TP28	L4BH	TU15	2	W12		CW13 CW28 CW31	CE8 CE12	63

UN No.	Name and description	Class	Classification code	Packing group	Labels	Special provisions	Limited and excepted quantities		Packaging			Portable tanks and bulk containers		RID Tanks		Transport category	Special provisions for carriage			Colis express (express parcels)	Hazard identification No.
									Packing instructions	Special packing provisions	Mixed packing provisions	Instructions	Special provisions	Tank code	Special provisions		Packages	Bulk	Loading, unloading and handling		
	3.1.2	2.2	2.2	2.1.1.3	5.2.2	3.3	3.4/3.5.1.2		4.1.4	4.1.4	4.1.10	4.2.5.2, 7.3.2	4.2.5.3	4.3	4.3.5, 6.8.4	1.1.3.1(c)	7.2.4	7.3.3	7.5.11	7.6	5.3.2.3
(1)	(2)	(3a)	(3b)	(4)	(5)	(6)	(7a)	(7b)	(8)	(9a)	(9b)	(10)	(11)	(12)	(13)	(15)	(16)	(17)	(18)	(19)	(20)
3026	COUMARIN DERIVATIVE PESTICIDE, LIQUID, TOXIC	6.1	T6	I	6.1	61 274 648	0	E5	P001		MP8 MP17	T14	TP2 TP27	L10CH	TU14 TU15 TU38 TE21 TE22	1			CW13 CW28 CW31	CE12	66
3026	COUMARIN DERIVATIVE PESTICIDE, LIQUID, TOXIC	6.1	T6	II	6.1	61 274 648	100 ml	E4	P001 IBC02		MP15	T11	TP2 TP27	L4BH	TU15	2			CW13 CW28 CW31	CE5 CE12	60
3026	COUMARIN DERIVATIVE PESTICIDE, LIQUID, TOXIC	6.1	T6	III	6.1	61 274 648	5 L	E1	P001 IBC03 LP01 R001		MP19	T7	TP1 TP28	L4BH	TU15	2	W12		CW13 CW28 CW31	CE8 CE12	60
3027	COUMARIN DERIVATIVE PESTICIDE, SOLID, TOXIC	6.1	T7	I	6.1	61 274 648	0	E5	P002 IBC07		MP18	T6	TP33	S10AH L10CH	TU14 TU15 TU38 TE21 TE22	1	W10		CW13 CW28 CW31	CE12	66
3027	COUMARIN DERIVATIVE PESTICIDE, SOLID, TOXIC	6.1	T7	II	6.1	61 274 648	500 g	E4	P002 IBC08	B4	MP10	T3	TP33	SGAH L4BH	TU15	2	W11		CW13 CW28 CW31	CE9 CE12	60
3027	COUMARIN DERIVATIVE PESTICIDE, SOLID, TOXIC	6.1	T7	III	6.1	61 274 648	5 kg	E1	P002 IBC08 LP02 R001	B3	MP10	T1	TP33	SGAH L4BH	TU15	2		VC1 VC2 AP7	CW13 CW28 CW31	CE11 CE12	60
3028	BATTERIES, DRY, CONTAINING POTASSIUM HYDROXIDE SOLID, electric storage	8	C11		8	295 304 598	2 kg	E0	P801 P801a							3		VC1 VC2 AP8		CE11	80
3048	ALUMINIUM PHOSPHIDE PESTICIDE	6.1	T7	I	6.1	153 648	0	E0	P002 IBC07		MP18	T6	TP33	S10AH	TU15	1	W10		CW13 CW28 CW31		642
3054	CYCLOHEXYL MERCAPTAN	3	F1	III	3		5 L	E1	P001 IBC03 LP01 R001		MP19	T2	TP1	LGBF		3	W12			CE4	30

UN No.	Name and description	Class	Classification code	Packing group	Labels	Special provisions	Limited and excepted quantities		Packaging			Portable tanks and bulk containers		RID Tanks		Transport category	Special provisions for carriage			Colis express (express parcels)	Hazard identification No.
									Packing instructions	Special packing provisions	Mixed packing provisions	Instructions	Special provisions	Tank code	Special provisions		Packages	Bulk	Loading, unloading and handling		
	3.1.2	2.2	2.2	2.1.1.3	5.2.2	3.3	3.4/3.5.1.2		4.1.4	4.1.4	4.1.10	4.2.5.2, 7.3.2	4.2.5.3	4.3	4.3.5, 6.8.4	1.1.3.1(c)	7.2.4	7.3.3	7.5.11	7.6	5.3.2.3
(1)	(2)	(3a)	(3b)	(4)	(5)	(6)	(7a)	(7b)	(8)	(9a)	(9b)	(10)	(11)	(12)	(13)	(15)	(16)	(17)	(18)	(19)	(20)
3055	2-(2-AMINOETHOXY)ETHANOL	8	C7	III	8		5 L	E1	P001 IBC03 LP01 R001		MP19	T4	TP1	L4BN		3	W12			CE8	80
3056	n-HEPTALDEHYDE	3	F1	III	3		5 L	E1	P001 IBC03 LP01 R001		MP19	T2	TP1	LGBF		3	W12			CE4	30
3057	TRIFLUOROACETYL CHLORIDE	2	2TC		2.3+8 (+13)		0	E0	P200		MP9	T50	TP21	PxBH(M)	TU38 TE22 TE25 TA4 TT9 TM6	1			CW9 CW10 CW36		268
3064	NITROGLYCERIN, SOLUTION IN ALCOHOL with more than 1% but not more than 5% nitroglycerin	3	D	II	3	359	0	E0	P300		MP2					2					33
3065	ALCOHOLIC BEVERAGES, with more than 70% alcohol by volume	3	F1	II	3		5 L	E2	P001 IBC02 R001	PP2	MP19	T4	TP1	LGBF		2				CE7	33
3065	ALCOHOLIC BEVERAGES, with more than 24% but not more than 70% alcohol by volume	3	F1	III	3	144 145 247	5 L	E1	P001 IBC03 R001	PP2	MP19	T2	TP1	LGBF		3	W12			CE4	30
3066	PAINT (including paint, lacquer, enamel, stain, shellac, varnish, polish, liquid filler and liquid lacquer base) or PAINT RELATED MATERIAL (including paint thinning and reducing compound)	8	C9	II	8	163 367	1 L	E2	P001 IBC02		MP15	T7	TP2 TP28	L4BN		2				CE6	80
3066	PAINT (including paint, lacquer, enamel, stain, shellac, varnish, polish, liquid filler and liquid lacquer base) or PAINT RELATED MATERIAL (including paint thinning and reducing compound)	8	C9	III	8	163 367	5 L	E1	P001 IBC03 R001		MP19	T4	TP1 TP29	L4BN		3	W12			CE8	80
3070	ETHYLENE OXIDE AND DICHLORODIFLUOROMETHANE MIXTURE with not more than 12.5% ethylene oxide	2	2A		2.2 (+13)	660 662	120 ml	E1	P200		MP9	T50 (M)		PxBN(M)	TA4 TT9 TM6	3			CW9 CW10 CW36	CE3	20

UN No.	Name and description	Class	Classification code	Packing group	Labels	Special provisions	Limited and excepted quantities		Packaging			Portable tanks and bulk containers		RID Tanks		Transport category	Special provisions for carriage			Colis express (express parcels)	Hazard identification No.
									Packing instructions	Special packing provisions	Mixed packing provisions	Instructions	Special provisions	Tank code	Special provisions		Packages	Bulk	Loading, unloading and handling		
	3.1.2	2.2	2.2	2.1.1.3	5.2.2	3.3	3.4/3.5.1.2		4.1.4	4.1.4	4.1.10	4.2.5.2, 7.3.2	4.2.5.3	4.3	4.3.5, 6.8.4	1.1.3.1(c)	7.2.4	7.3.3	7.5.11	7.6	5.3.2.3
(1)	(2)	(3a)	(3b)	(4)	(5)	(6)	(7a)	(7b)	(8)	(9a)	(9b)	(10)	(11)	(12)	(13)	(15)	(16)	(17)	(18)	(19)	(20)
3071	MERCAPTANS, LIQUID, TOXIC, FLAMMABLE, N.O.S. or MERCAPTAN MIXTURE, LIQUID, TOXIC, FLAMMABLE, N.O.S.	6.1	TF1	II	6.1+3	274	100 ml	E4	P001 IBC02		MP15	T11	TP2 TP27	L4BH	TU15	2			CW13 CW28 CW31	CE5	63
3072	LIFE-SAVING APPLIANCES NOT SELF-INFLATING containing dangerous goods as equipment	9	M5		9	296 635	0	E0	P905							3				CE2	90
3073	VINYLPYRIDINES, STABILIZED	6.1	TFC	II	6.1+3+8	386	100 ml	E4	P001 IBC01		MP15	T7	TP2	L4BH	TU15	2			CW13 CW28 CW31	CE5	638
3077	ENVIRONMENTALLY HAZARDOUS SUBSTANCE, SOLID, N.O.S.	9	M7	III	9	274 335 375 601	5 kg	E1	P002 IBC08 LP02 R001	PP12 B3	MP10	T1 BK1 BK2 BK3	TP33	SGAV LGBV		3	W13	VC1 VC2	CW13 CW31	CE11	90
3078	CERIUM, turnings or gritty powder	4.3	W2	II	4.3	550	500 g	E2	P410 IBC07		MP14	T3	TP33	SGAN		2	W1		CW23	CE10	423
3079	METHACRYLONITRILE, STABILIZED	6.1	TF1	I	6.1+3	354 386	0	E0	P602		MP8 MP17	T20	TP2	L10CH	TU14 TU15 TU38 TE21 TE22	1			CW13 CW28 CW31		663
3080	ISOCYANATES, TOXIC, FLAMMABLE, N.O.S. or ISOCYANATE SOLUTION, TOXIC, FLAMMABLE, N.O.S.	6.1	TF1	II	6.1+3	274 551	100 ml	E4	P001 IBC02		MP15	T11	TP2 TP27	L4BH	TU15	2			CW13 CW28 CW31	CE5	63
3082	ENVIRONMENTALLY HAZARDOUS SUBSTANCE, LIQUID, N.O.S.	9	M6	III	9	274 335 375 601	5 L	E1	P001 IBC03 LP01 R001	PP1	MP19	T4	TP1 TP29	LGBV		3	W12		CW13 CW31	CE8	90
3083	PERCHLORYL FLUORIDE	2	2TO		2.3+5.1 (+13)		0	E0	P200		MP9	(M)		PxBH(M)	TU38 TE22 TE25 TA4 TT9 TM6	1			CW9 CW10 CW36		265
3084	CORROSIVE SOLID, OXIDIZING, N.O.S.	8	CO2	I	8+5.1	274	0	E0	P002		MP18	T6	TP33	S10AN L10BH	TU38 TE22	1			CW24		885

UN No.	Name and description	Class	Classification code	Packing group	Labels	Special provisions	Limited and excepted quantities		Packaging			Portable tanks and bulk containers		RID Tanks		Transport category	Special provisions for carriage			Colis express (express parcels)	Hazard identification No.
									Packing instructions	Special packing provisions	Mixed packing provisions	Instructions	Special provisions	Tank code	Special provisions		Packages	Bulk	Loading, unloading and handling		
	3.1.2	2.2	2.2	2.1.1.3	5.2.2	3.3	3.4/3.5.1.2		4.1.4	4.1.4	4.1.10	4.2.5.2, 7.3.2	4.2.5.3	4.3	4.3.5, 6.8.4	1.1.3.1(c)	7.2.4	7.3.3	7.5.11	7.6	5.3.2.3
(1)	(2)	(3a)	(3b)	(4)	(5)	(6)	(7a)	(7b)	(8)	(9a)	(9b)	(10)	(11)	(12)	(13)	(15)	(16)	(17)	(18)	(19)	(20)
3084	CORROSIVE SOLID, OXIDIZING, N.O.S.	8	CO2	II	8+5.1	274	1 kg	E2	P002 IBC06		MP10	T3	TP33	SGAN L4BN		2	W11		CW24	CE10	85
3085	OXIDIZING SOLID, CORROSIVE, N.O.S.	5.1	OC2	I	5.1+8	274	0	E0	P503		MP2					1			CW24		558
3085	OXIDIZING SOLID, CORROSIVE, N.O.S.	5.1	OC2	II	5.1+8	274	1 kg	E2	P002 IBC06		MP2	T3	TP33	SGAN	TU3	2	W11		CW24	CE10	58
3085	OXIDIZING SOLID, CORROSIVE, N.O.S.	5.1	OC2	III	5.1+8	274	5 kg	E1	P002 IBC08 R001	B3	MP2	T1	TP33	SGAN	TU3	3			CW24	CE11	58
3086	TOXIC SOLID, OXIDIZING, N.O.S.	6.1	TO2	I	6.1+5.1	274	0	E5	P002		MP18	T6	TP33	S10AH L10CH	TU14 TU15 TU38 TE21 TE22	1			CW13 CW28 CW31		665
3086	TOXIC SOLID, OXIDIZING, N.O.S.	6.1	TO2	II	6.1+5.1	274	500 g	E4	P002 IBC06		MP10	T3	TP33	SGAH L4BH	TU15	2	W11		CW13 CW28 CW31	CE9	65
3087	OXIDIZING SOLID, TOXIC, N.O.S.	5.1	OT2	I	5.1+6.1	274	0	E0	P503		MP2					1			CW24 CW28		556
3087	OXIDIZING SOLID, TOXIC, N.O.S.	5.1	OT2	II	5.1+6.1	274	1 kg	E2	P002 IBC06		MP2	T3	TP33	SGAN	TU3	2	W11		CW24 CW28	CE10	56
3087	OXIDIZING SOLID, TOXIC, N.O.S.	5.1	OT2	III	5.1+6.1	274	5 kg	E1	P002 IBC08 R001	B3	MP2	T1	TP33	SGAN	TU3	3			CW24 CW28	CE11	56
3088	SELF-HEATING SOLID, ORGANIC, N.O.S.	4.2	S2	II	4.2	274	0	E2	P410 IBC06		MP14	T3	TP33	SGAV		2	W1			CE10	40
3088	SELF-HEATING SOLID, ORGANIC, N.O.S.	4.2	S2	III	4.2	274 665	0	E1	P002 IBC08 LP02 R001	B3	MP14	T1	TP33	SGAV		3	W1			CE11	40
3089	METAL POWDER, FLAMMABLE, N.O.S.	4.1	F3	II	4.1	552	1 kg	E2	P002 IBC08	B4	MP11	T3	TP33	SGAN		2	W1			CE10	40
3089	METAL POWDER, FLAMMABLE, N.O.S.	4.1	F3	III	4.1	552	5 kg	E1	P002 IBC08 R001	B4	MP11	T1	TP33	SGAV		3	W1	VC1 VC2		CE11	40

UN No.	Name and description	Class	Classification code	Packing group	Labels	Special provisions	Limited and excepted quantities		Packaging			Portable tanks and bulk containers		RID Tanks		Transport category	Special provisions for carriage			Colis express (express parcels)	Hazard identification No.
									Packing instructions	Special packing provisions	Mixed packing provisions	Instructions	Special provisions	Tank code	Special provisions		Packages	Bulk	Loading, unloading and handling		
	3.1.2	2.2	2.2	2.1.1.3	5.2.2	3.3	3.4/3.5.1.2		4.1.4	4.1.4	4.1.10	4.2.5.2, 7.3.2	4.2.5.3	4.3	4.3.5, 6.8.4	1.1.3.1(c)	7.2.4	7.3.3	7.5.11	7.6	5.3.2.3
(1)	(2)	(3a)	(3b)	(4)	(5)	(6)	(7a)	(7b)	(8)	(9a)	(9b)	(10)	(11)	(12)	(13)	(15)	(16)	(17)	(18)	(19)	(20)
3090	LITHIUM METAL BATTERIES (including lithium alloy batteries)	9	M4		9A	188 230 310 376 377 387 636	0	E0	P903 P908 P909 P910 P911 LP903 LP904 LP905 LP906							2				CE2	90
3091	LITHIUM METAL BATTERIES CONTAINED IN EQUIPMENT or LITHIUM METAL BATTERIES PACKED WITH EQUIPMENT (including lithium alloy batteries)	9	M4		9A	188 230 310 360 376 377 387 670	0	E0	P903 P908 P909 P910 P911 LP903 LP904 LP905 LP906							2				CE2	90
3092	1-METHOXY-2-PROPANOL	3	F1	III	3		5 L	E1	P001 IBC03 LP01 R001		MP19	T2	TP1	LGBF		3	W12			CE4	30
3093	CORROSIVE LIQUID, OXIDIZING, N.O.S.	8	CO1	I	8+5.1	274	0	E0	P001		MP8 MP17			L10BH	TU38 TE22	1			CW24		885
3093	CORROSIVE LIQUID, OXIDIZING, N.O.S.	8	CO1	II	8+5.1	274	1 L	E2	P001 IBC02		MP15			L4BN		2			CW24	CE6	85
3094	CORROSIVE LIQUID, WATER-REACTIVE, N.O.S.	8	CW1	I	8+4.3	274	0	E0	P001		MP8 MP17			L10BH	TU38 TE22	1					823
3094	CORROSIVE LIQUID, WATER-REACTIVE, N.O.S.	8	CW1	II	8+4.3	274	1 L	E2	P001		MP15			L4BN		2				CE6	823
3095	CORROSIVE SOLID, SELF-HEATING, N.O.S.	8	CS2	I	8+4.2	274	0	E0	P002		MP18	T6	TP33	S10AN		1					884
3095	CORROSIVE SOLID, SELF-HEATING, N.O.S.	8	CS2	II	8+4.2	274	1 kg	E2	P002 IBC06		MP10	T3	TP33	SGAN		2	W11			CE10	84
3096	CORROSIVE SOLID, WATER-REACTIVE, N.O.S.	8	CW2	I	8+4.3	274	0	E0	P002		MP18	T6	TP33	S10AN L10BH	TU38 TE22	1					842

UN No.	Name and description	Class	Classifi- cation code	Packing group	Labels	Special provi- sions	Limited and excepted quantities		Packaging			Portable tanks and bulk containers		RID Tanks		Transport category	Special provisions for carriage			Colis express (express parcels)	Hazard identi- fication No.
									Packing instructions	Special packing provisions	Mixed packing provi- sions	Instruc- tions	Special provi- sions	Tank code	Special provi- sions		Packages	Bulk	Loading, unloading and handling		
	3.1.2	2.2	2.2	2.1.1.3	5.2.2	3.3	3.4/3.5.1.2		4.1.4	4.1.4	4.1.10	4.2.5.2, 7.3.2	4.2.5.3	4.3	4.3.5, 6.8.4	1.1.3.1(c)	7.2.4	7.3.3	7.5.11	7.6	5.3.2.3
(1)	(2)	(3a)	(3b)	(4)	(5)	(6)	(7a)	(7b)	(8)	(9a)	(9b)	(10)	(11)	(12)	(13)	(15)	(16)	(17)	(18)	(19)	(20)
3096	CORROSIVE SOLID, WATER- REACTIVE, N.O.S.	8	CW2	II	8+4.3	274	1 kg	E2	P002 IBC06		MP10	T3	TP33	SGAN L4BN		2	W11			CE10	842
3097	FLAMMABLE SOLID, OXIDIZING, N.O.S.	4.1	FO	CARRIAGE PROHIBITED																	
3098	OXIDIZING LIQUID, CORROSIVE, N.O.S.	5.1	OC1	I	5.1+8	274	0	E0	P502		MP2					1			CW24		558
3098	OXIDIZING LIQUID, CORROSIVE, N.O.S.	5.1	OC1	II	5.1+8	274	1 L	E2	P504 IBC01		MP2					2			CW24	CE6	58
3098	OXIDIZING LIQUID, CORROSIVE, N.O.S.	5.1	OC1	III	5.1+8	274	5 L	E1	P504 IBC02 R001		MP2					3			CW24	CE8	58
3099	OXIDIZING LIQUID, TOXIC, N.O.S.	5.1	OT1	I	5.1+6.1	274	0	E0	P502		MP2					1			CW24 CW28		556
3099	OXIDIZING LIQUID, TOXIC, N.O.S.	5.1	OT1	II	5.1+6.1	274	1 L	E2	P504 IBC01		MP2					2			CW24 CW28	CE6	56
3099	OXIDIZING LIQUID, TOXIC, N.O.S.	5.1	OT1	III	5.1+6.1	274	5 L	E1	P504 IBC02 R001		MP2					3			CW24 CW28	CE8	56
3100	OXIDIZING SOLID, SELF-HEATING, N.O.S.	5.1	OS	CARRIAGE PROHIBITED																	
3101	ORGANIC PEROXIDE TYPE B, LIQUID	5.2	P1		5.2+1	122 181 274	25 ml	E0	P520		MP4					1	W5 W7 W8		CW22 CW24 CW29		539
3102	ORGANIC PEROXIDE TYPE B, SOLID	5.2	P1		5.2+1	122 181 274	100 g	E0	P520		MP4					1	W5 W7 W8		CW22 CW24 CW29		539
3103	ORGANIC PEROXIDE TYPE C, LIQUID	5.2	P1		5.2	122 274	25 ml	E0	P520		MP4					1	W7		CW22 CW24 CW29	CE6	539
3104	ORGANIC PEROXIDE TYPE C, SOLID	5.2	P1		5.2	122 274	100 g	E0	P520		MP4					1	W7		CW22 CW24 CW29	CE10	539
3105	ORGANIC PEROXIDE TYPE D, LIQUID	5.2	P1		5.2	122 274	125 ml	E0	P520		MP4					2	W7		CW22 CW24 CW29	CE6	539
3106	ORGANIC PEROXIDE TYPE D, SOLID	5.2	P1		5.2	122 274	500 g	E0	P520		MP4					2	W7		CW22 CW24 CW29	CE10	539

UN No.	Name and description	Class	Classifi- cation code	Packing group	Labels	Special provi- sions	Limited and excepted quantities		Packaging			Portable tanks and bulk containers		RID Tanks		Transport category	Special provisions for carriage			Colis express (express parcels)	Hazard identi- fication No.
									Packing instructions	Special packing provisions	Mixed packing provi- sions	Instruc- tions	Special provi- sions	Tank code	Special provi- sions		Packages	Bulk	Loading, unloading and handling		
	3.1.2	2.2	2.2	2.1.1.3	5.2.2	3.3	3.4/3.5.1.2		4.1.4	4.1.4	4.1.10	4.2.5.2, 7.3.2	4.2.5.3	4.3	4.3.5, 6.8.4	1.1.3.1(c)	7.2.4	7.3.3	7.5.11	7.6	5.3.2.3
(1)	(2)	(3a)	(3b)	(4)	(5)	(6)	(7a)	(7b)	(8)	(9a)	(9b)	(10)	(11)	(12)	(13)	(15)	(16)	(17)	(18)	(19)	(20)
3107	ORGANIC PEROXIDE TYPE E, LIQUID	5.2	P1		5.2	122 274	125 ml	E0	P520		MP4					2	W7		CW22 CW24 CW29	CE6	539
3108	ORGANIC PEROXIDE TYPE E, SOLID	5.2	P1		5.2	122 274	500 g	E0	P520		MP4					2	W7		CW22 CW24 CW29	CE10	539
3109	ORGANIC PEROXIDE TYPE F, LIQUID	5.2	P1		5.2	122 274	125 ml	E0	P520 IBC520		MP4	T23		L4BN(+)	TU3 TU13 TU30 TE12 TA2 TM4	2	W7		CW22 CW24 CW29	CE6	539
3110	ORGANIC PEROXIDE TYPE F, SOLID	5.2	P1		5.2	122 274	500 g	E0	P520 IBC520		MP4	T23	TP33	S4AN(+)	TU3 TU13 TU30 TE12 TA2 TM4	2	W7		CW22 CW24 CW29	CE10	539
3111	ORGANIC PEROXIDE TYPE B, LIQUID, TEMPERATURE CONTROLLED	5.2	P2	CARRIAGE PROHIBITED																	
3112	ORGANIC PEROXIDE TYPE B, SOLID, TEMPERATURE CONTROLLED	5.2	P2	CARRIAGE PROHIBITED																	
3113	ORGANIC PEROXIDE TYPE C, LIQUID, TEMPERATURE CONTROLLED	5.2	P2	CARRIAGE PROHIBITED																	
3114	ORGANIC PEROXIDE TYPE C, SOLID, TEMPERATURE CONTROLLED	5.2	P2	CARRIAGE PROHIBITED																	
3115	ORGANIC PEROXIDE TYPE D, LIQUID, TEMPERATURE CONTROLLED	5.2	P2	CARRIAGE PROHIBITED																	
3116	ORGANIC PEROXIDE TYPE D, SOLID, TEMPERATURE CONTROLLED	5.2	P2	CARRIAGE PROHIBITED																	
3117	ORGANIC PEROXIDE TYPE E, LIQUID, TEMPERATURE CONTROLLED	5.2	P2	CARRIAGE PROHIBITED																	
3118	ORGANIC PEROXIDE TYPE E, SOLID, TEMPERATURE CONTROLLED	5.2	P2	CARRIAGE PROHIBITED																	
3119	ORGANIC PEROXIDE TYPE F, LIQUID, TEMPERATURE CONTROLLED	5.2	P2	CARRIAGE PROHIBITED																	

UN No.	Name and description	Class	Classification code	Packing group	Labels	Special provisions	Limited and excepted quantities		Packaging			Portable tanks and bulk containers		RID Tanks		Transport category	Special provisions for carriage			Colis express (express parcels)	Hazard identification No.
									Packing instructions	Special packing provisions	Mixed packing provisions	Instructions	Special provisions	Tank code	Special provisions		Packages	Bulk	Loading, unloading and handling		
	3.1.2	2.2	2.2	2.1.1.3	5.2.2	3.3	3.4/3.5.1.2		4.1.4	4.1.4	4.1.10	4.2.5.2, 7.3.2	4.2.5.3	4.3	4.3.5, 6.8.4	1.1.3.1(c)	7.2.4	7.3.3	7.5.11	7.6	5.3.2.3
(1)	(2)	(3a)	(3b)	(4)	(5)	(6)	(7a)	(7b)	(8)	(9a)	(9b)	(10)	(11)	(12)	(13)	(15)	(16)	(17)	(18)	(19)	(20)
3120	ORGANIC PEROXIDE TYPE F, SOLID, TEMPERATURE CONTROLLED	5.2	P2	CARRIAGE PROHIBITED																	
3121	OXIDIZING SOLID, WATER-REACTIVE, N.O.S.	5.1	OW	CARRIAGE PROHIBITED																	
3122	TOXIC LIQUID, OXIDIZING, N.O.S.	6.1	TO1	I	6.1+5.1	274 315	0	E0	P001		MP8 MP17			L10CH	TU14 TU15 TU38 TE21 TE22	1			CW13 CW28 CW31		665
3122	TOXIC LIQUID, OXIDIZING, N.O.S.	6.1	TO1	II	6.1+5.1	274	100 ml	E4	P001 IBC02		MP15			L4BH	TU15	2			CW13 CW28 CW31	CE5	65
3123	TOXIC LIQUID, WATER-REACTIVE, N.O.S.	6.1	TW1	I	6.1+4.3	274 315	0	E0	P099		MP8 MP17			L10CH	TU14 TU15 TU38 TE21 TE22	1			CW13 CW28 CW31		623
3123	TOXIC LIQUID, WATER-REACTIVE, N.O.S.	6.1	TW1	II	6.1+4.3	274	100 ml	E4	P001 IBC02		MP15			L4BH	TU15	2			CW13 CW28 CW31	CE5	623
3124	TOXIC SOLID, SELF-HEATING, N.O.S.	6.1	TS	I	6.1+4.2	274	0	E5	P002		MP18	T6	TP33	S10AH L10CH	TU14 TU15 TU38 TE21 TE22	1			CW13 CW28 CW31		664
3124	TOXIC SOLID, SELF-HEATING, N.O.S.	6.1	TS	II	6.1+4.2	274	0	E4	P002 IBC06		MP10	T3	TP33	SGAH L4BH	TU15	2	W11		CW13 CW28 CW31	CE9	64
3125	TOXIC SOLID, WATER-REACTIVE, N.O.S.	6.1	TW2	I	6.1+4.3	274	0	E5	P099		MP18	T6	TP33	S10AH L10CH	TU14 TU15 TU38 TE21 TE22	1			CW13 CW28 CW31		642
3125	TOXIC SOLID, WATER-REACTIVE, N.O.S.	6.1	TW2	II	6.1+4.3	274	500 g	E4	P002 IBC06		MP10	T3	TP33	SGAH L4BH	TU15	2	W11		CW13 CW28 CW31	CE9	642

UN No.	Name and description	Class	Classifi- cation code	Packing group	Labels	Special provi- sions	Limited and excepted quantities		Packaging			Portable tanks and bulk containers		RID Tanks		Transport category	Special provisions for carriage			Colis express (express parcels)	Hazard identi- fication No.
									Packing instructions	Special packing provisions	Mixed packing provi- sions	Instruc- tions	Special provi- sions	Tank code	Special provi- sions		Packages	Bulk	Loading, unloading and handling		
	3.1.2	2.2	2.2	2.1.1.3	5.2.2	3.3	3.4/3.5.1.2		4.1.4	4.1.4	4.1.10	4.2.5.2, 7.3.2	4.2.5.3	4.3	4.3.5, 6.8.4	1.1.3.1(c)	7.2.4	7.3.3	7.5.11	7.6	5.3.2.3
(1)	(2)	(3a)	(3b)	(4)	(5)	(6)	(7a)	(7b)	(8)	(9a)	(9b)	(10)	(11)	(12)	(13)	(15)	(16)	(17)	(18)	(19)	(20)
3126	SELF-HEATING SOLID, CORROSIVE, ORGANIC, N.O.S.	4.2	SC2	II	4.2+8	274	0	E2	P410 IBC05		MP14	T3	TP33	SGAN		2	W1			CE10	48
3126	SELF-HEATING SOLID, CORROSIVE, ORGANIC, N.O.S.	4.2	SC2	III	4.2+8	274	0	E1	P002 IBC08 R001	B3	MP14	T1	TP33	SGAN		3	W1			CE11	48
3127	SELF-HEATING SOLID, OXIDIZING, N.O.S	4.2	SO	CARRIAGE PROHIBITED																	
3128	SELF-HEATING SOLID, TOXIC, ORGANIC, N.O.S.	4.2	ST2	II	4.2+6.1	274	0	E2	P410 IBC05		MP14	T3	TP33	SGAN		2	W1		CW28	CE10	46
3128	SELF-HEATING SOLID, TOXIC, ORGANIC, N.O.S.	4.2	ST2	III	4.2+6.1	274	0	E1	P002 IBC08 R001	B3	MP14	T1	TP33	SGAN		3	W1		CW28	CE11	46
3129	WATER-REACTIVE LIQUID, CORROSIVE, N.O.S.	4.3	WC1	I	4.3+8	274	0	E0	P402	RR7 RR8	MP2	T14	TP2 TP7	L10DH	TU14 TU38 TE21 TE22 TM2	0	W1		CW23		X382
3129	WATER-REACTIVE LIQUID, CORROSIVE, N.O.S.	4.3	WC1	II	4.3+8	274	500 ml	E0	P402 IBC01	RR7 RR8	MP15	T11	TP2 TP7	L4DH	TU14 TE21 TM2	0	W1		CW23	CE7	382
3129	WATER-REACTIVE LIQUID, CORROSIVE, N.O.S.	4.3	WC1	III	4.3+8	274	1 L	E1	P001 IBC02 R001		MP15	T7	TP2 TP7	L4DH	TU14 TE21 TM2	0	W1		CW23	CE8	382
3130	WATER-REACTIVE LIQUID, TOXIC, N.O.S.	4.3	WT1	I	4.3+6.1	274	0	E0	P402	RR4 RR8	MP2			L10DH	TU14 TU38 TE21 TE22 TM2	0	W1		CW23 CW28		X362
3130	WATER-REACTIVE LIQUID, TOXIC, N.O.S.	4.3	WT1	II	4.3+6.1	274	500 ml	E0	P402 IBC01	RR4 RR8 BB1	MP15			L4DH	TU14 TE21 TM2	0	W1		CW23 CW28	CE7	362
3130	WATER-REACTIVE LIQUID, TOXIC, N.O.S.	4.3	WT1	III	4.3+6.1	274	1 L	E1	P001 IBC02 R001		MP15			L4DH	TU14 TE21 TM2	0	W1		CW23 CW28	CE8	362

UN No.	Name and description	Class	Classification code	Packing group	Labels	Special provisions	Limited and excepted quantities		Packaging			Portable tanks and bulk containers		RID Tanks		Transport category	Special provisions for carriage			Colis express (express parcels)	Hazard identification No.
									Packing instructions	Special packing provisions	Mixed packing provisions	Instruc- tions	Special provi- sions	Tank code	Special provi- sions		Packages	Bulk	Loading, unloading and handling		
	3.1.2	2.2	2.2	2.1.1.3	5.2.2	3.3	3.4/3.5.1.2		4.1.4	4.1.4	4.1.10	4.2.5.2, 7.3.2	4.2.5.3	4.3	4.3.5, 6.8.4	1.1.3.1(c)	7.2.4	7.3.3	7.5.11	7.6	5.3.2.3
(1)	(2)	(3a)	(3b)	(4)	(5)	(6)	(7a)	(7b)	(8)	(9a)	(9b)	(10)	(11)	(12)	(13)	(15)	(16)	(17)	(18)	(19)	(20)
3131	WATER-REACTIVE SOLID, CORROSIVE, N.O.S.	4.3	WC2	I	4.3+8	274	0	E0	P403		MP2	T9	TP7 TP33	S10AN L10DH	TU4 TU14 TU22 TU38 TE21 TE22 TM2	0	W1		CW23		X482
3131	WATER-REACTIVE SOLID, CORROSIVE, N.O.S.	4.3	WC2	II	4.3+8	274	500 g	E2	P410 IBC06		MP14	T3	TP33	SGAN		0	W1		CW23	CE10	482
3131	WATER-REACTIVE SOLID, CORROSIVE, N.O.S.	4.3	WC2	III	4.3+8	274	1 kg	E1	P410 IBC08 R001	B4	MP14	T1	TP33	SGAN		0	W1		CW23	CE11	482
3132	WATER-REACTIVE SOLID, FLAMMABLE, N.O.S.	4.3	WF2	I	4.3+4.1	274	0	E0	P403 IBC99		MP2					0	W1		CW23		X423
3132	WATER-REACTIVE SOLID, FLAMMABLE, N.O.S.	4.3	WF2	II	4.3+4.1	274	500 g	E2	P410 IBC04		MP14	T3	TP33	SGAN L4DH	TU14 TE21 TM2	0	W1		CW23		423
3132	WATER-REACTIVE SOLID, FLAMMABLE, N.O.S.	4.3	WF2	III	4.3+4.1	274	1 kg	E1	P410 IBC06		MP14	T1	TP33	SGAN L4DH	TU14 TE21 TM2	0	W1		CW23		423
3133	WATER-REACTIVE SOLID, OXIDIZING, N.O.S.	4.3	WO	CARRIAGE PROHIBITED																	
3134	WATER-REACTIVE SOLID, TOXIC, N.O.S.	4.3	WT2	I	4.3+6.1	274	0	E0	P403		MP2					0	W1		CW23 CW28		X462
3134	WATER-REACTIVE SOLID, TOXIC, N.O.S.	4.3	WT2	II	4.3+6.1	274	500 g	E2	P410 IBC05		MP14	T3	TP33	SGAN		0	W1		CW23 CW28	CE10	462
3134	WATER-REACTIVE SOLID, TOXIC, N.O.S.	4.3	WT2	III	4.3+6.1	274	1 kg	E1	P410 IBC08 R001	B4	MP14	T1	TP33	SGAN		0	W1		CW23 CW28	CE11	462
3135	WATER-REACTIVE SOLID, SELF-HEATING, N.O.S.	4.3	WS	I	4.3+4.2	274	0	E0	P403		MP2					1	W1		CW23		X423
3135	WATER-REACTIVE SOLID, SELF-HEATING, N.O.S.	4.3	WS	II	4.3+4.2	274	0	E2	P410 IBC05		MP14	T3	TP33	SGAN L4DH	TU14 TE21 TM2	2	W1		CW23		423
3135	WATER-REACTIVE SOLID, SELF-HEATING, N.O.S.	4.3	WS	III	4.3+4.2	274	0	E1	P410 IBC08	B4	MP14	T1	TP33	SGAN L4DH	TU14 TE21 TM2	3	W1		CW23		423

UN No.	Name and description	Class	Classifi- cation code	Packing group	Labels	Special provi- sions	Limited and excepted quantities		Packaging			Portable tanks and bulk containers		RID Tanks		Transport category	Special provisions for carriage			Colis express (express parcels)	Hazard identi- fication No.
									Packing instructions	Special packing provisions	Mixed packing provi- sions	Instruc- tions	Special provi- sions	Tank code	Special provi- sions		Packages	Bulk	Loading, unloading and handling		
	3.1.2	2.2	2.2	2.1.1.3	5.2.2	3.3	3.4/3.5.1.2		4.1.4	4.1.4	4.1.10	4.2.5.2, 7.3.2	4.2.5.3	4.3	4.3.5, 6.8.4	1.1.3.1(c)	7.2.4	7.3.3	7.5.11	7.6	5.3.2.3
(1)	(2)	(3a)	(3b)	(4)	(5)	(6)	(7a)	(7b)	(8)	(9a)	(9b)	(10)	(11)	(12)	(13)	(15)	(16)	(17)	(18)	(19)	(20)
3136	TRIFLUOROMETHANE, REFRIGERATED LIQUID	2	3A		2.2 (+13)	593	120 ml	E1	P203		MP9	T75	TP5	RxBN	TU19 TA4 TT9 TM6	3	W5		CW9 CW11 CW36	CE2	22
3137	OXIDIZING SOLID, FLAMMABLE, N.O.S.	5.1	OF	CARRIAGE PROHIBITED																	
3138	ETHYLENE, ACETYLENE AND PROPYLENE MIXTURE, REFRIGERATED LIQUID containing at least 71.5% ethylene with not more than 22.5% acetylene and not more than 6% propylene	2	3F		2.1 (+13)		0	E0	P203		MP9	T75	TP5	RxBN	TU18 TU38 TE22 TA4 TT9 TM6	2	W5		CW9 CW11 CW36	CE2	223
3139	OXIDIZING LIQUID, N.O.S.	5.1	O1	I	5.1	274	0	E0	P502		MP2					1			CW24		55
3139	OXIDIZING LIQUID, N.O.S.	5.1	O1	II	5.1	274	1 L	E2	P504 IBC02		MP2					2			CW24	CE6	50
3139	OXIDIZING LIQUID, N.O.S.	5.1	O1	III	5.1	274	5 L	E1	P504 IBC02 R001		MP2					3			CW24	CE8	50
3140	ALKALOIDS, LIQUID, N.O.S. or ALKALOID SALTS, LIQUID, N.O.S.	6.1	T1	I	6.1	43 274	0	E5	P001		MP8 MP17			L10CH	TU14 TU15 TU38 TE21 TE22	1			CW13 CW28 CW31		66
3140	ALKALOIDS, LIQUID, N.O.S. or ALKALOID SALTS, LIQUID, N.O.S.	6.1	T1	II	6.1	43 274	100 ml	E4	P001 IBC02		MP15			L4BH	TU15	2			CW13 CW28 CW31	CE5	60
3140	ALKALOIDS, LIQUID, N.O.S. or ALKALOID SALTS, LIQUID, N.O.S.	6.1	T1	III	6.1	43 274	5 L	E1	P001 IBC03 LP01 R001		MP19			L4BH	TU15	2	W12		CW13 CW28 CW31	CE8	60
3141	ANTIMONY COMPOUND, INORGANIC, LIQUID, N.O.S.	6.1	T4	III	6.1	45 274 512	5 L	E1	P001 IBC03 LP01 R001		MP19			L4BH	TU15	2	W12		CW13 CW28 CW31	CE8	60

UN No.	Name and description	Class	Classification code	Packing group	Labels	Special provisions	Limited and excepted quantities		Packaging			Portable tanks and bulk containers		RID Tanks		Transport category	Special provisions for carriage			Colis express (express parcels)	Hazard identification No.
									Packing instructions	Special packing provisions	Mixed packing provisions	Instructions	Special provisions	Tank code	Special provisions		Packages	Bulk	Loading, unloading and handling		
	3.1.2	2.2	2.2	2.1.1.3	5.2.2	3.3	3.4/3.5.1.2		4.1.4	4.1.4	4.1.10	4.2.5.2, 7.3.2	4.2.5.3	4.3	4.3.5, 6.8.4	1.1.3.1(c)	7.2.4	7.3.3	7.5.11	7.6	5.3.2.3
(1)	(2)	(3a)	(3b)	(4)	(5)	(6)	(7a)	(7b)	(8)	(9a)	(9b)	(10)	(11)	(12)	(13)	(15)	(16)	(17)	(18)	(19)	(20)
3142	DISINFECTANT, LIQUID, TOXIC, N.O.S.	6.1	T1	I	6.1	274	0	E5	P001		MP8 MP17			L10CH	TU14 TU15 TU38 TE21 TE22	1			CW13 CW28 CW31		66
3142	DISINFECTANT, LIQUID, TOXIC, N.O.S.	6.1	T1	II	6.1	274	100 ml	E4	P001 IBC02		MP15			L4BH	TU15	2			CW13 CW28 CW31	CE5	60
3142	DISINFECTANT, LIQUID, TOXIC, N.O.S.	6.1	T1	III	6.1	274	5 L	E1	P001 IBC03 LP01 R001		MP19			L4BH	TU15	2	W12		CW13 CW28 CW31	CE8	60
3143	DYE, SOLID, TOXIC, N.O.S. or DYE INTERMEDIATE, SOLID, TOXIC, N.O.S.	6.1	T2	I	6.1	274	0	E5	P002 IBC07		MP18	T6	TP33	S10AH L10CH	TU15 TU38 TE22	1	W10		CW13 CW28 CW31		66
3143	DYE, SOLID, TOXIC, N.O.S. or DYE INTERMEDIATE, SOLID, TOXIC, N.O.S.	6.1	T2	II	6.1	274	500 g	E4	P002 IBC08	B4	MP10	T3	TP33	SGAH L4BH	TU15	2	W11		CW13 CW28 CW31	CE9	60
3143	DYE, SOLID, TOXIC, N.O.S. or DYE INTERMEDIATE, SOLID, TOXIC, N.O.S.	6.1	T2	III	6.1	274	5 kg	E1	P002 IBC08 LP02 R001	B3	MP10	T1	TP33	SGAH L4BH	TU15	2		VC1 VC2 AP7	CW13 CW28 CW31	CE11	60
3144	NICOTINE COMPOUND, LIQUID, N.O.S. or NICOTINE PREPARATION, LIQUID, N.O.S.	6.1	T1	I	6.1	43 274	0	E5	P001		MP8 MP17			L10CH	TU14 TU15 TU38 TE21 TE22	1			CW13 CW28 CW31		66
3144	NICOTINE COMPOUND, LIQUID, N.O.S. or NICOTINE PREPARATION, LIQUID, N.O.S.	6.1	T1	II	6.1	43 274	100 ml	E4	P001 IBC02		MP15			L4BH	TU15	2			CW13 CW28 CW31	CE5	60
3144	NICOTINE COMPOUND, LIQUID, N.O.S. or NICOTINE PREPARATION, LIQUID, N.O.S.	6.1	T1	III	6.1	43 274	5 L	E1	P001 IBC03 LP01 R001		MP19			L4BH	TU15	2	W12		CW13 CW28 CW31	CE8	60
3145	ALKYLPHENOLS, LIQUID, N.O.S. (including C ₂ -C ₁₂ homologues)	8	C3	I	8		0	E0	P001		MP8 MP17	T14	TP2	L10BH	TU38 TE22	1					88

UN No.	Name and description	Class	Classification code	Packing group	Labels	Special provisions	Limited and excepted quantities		Packaging			Portable tanks and bulk containers		RID Tanks		Transport category	Special provisions for carriage			Colis express (express parcels)	Hazard identification No.
									Packing instructions	Special packing provisions	Mixed packing provisions	Instructions	Special provisions	Tank code	Special provisions		Packages	Bulk	Loading, unloading and handling		
	3.1.2	2.2	2.2	2.1.1.3	5.2.2	3.3	3.4/3.5.1.2		4.1.4	4.1.4	4.1.10	4.2.5.2, 7.3.2	4.2.5.3	4.3	4.3.5, 6.8.4	1.1.3.1(c)	7.2.4	7.3.3	7.5.11	7.6	5.3.2.3
(1)	(2)	(3a)	(3b)	(4)	(5)	(6)	(7a)	(7b)	(8)	(9a)	(9b)	(10)	(11)	(12)	(13)	(15)	(16)	(17)	(18)	(19)	(20)
3145	ALKYLPHENOLS, LIQUID, N.O.S. (including C ₂ -C ₁₂ homologues)	8	C3	II	8		1 L	E2	P001 IBC02		MP15	T11	TP2 TP27	L4BN		2				CE6	80
3145	ALKYLPHENOLS, LIQUID, N.O.S. (including C ₂ -C ₁₂ homologues)	8	C3	III	8		5 L	E1	P001 IBC03 LP01 R001		MP19	T7	TP1 TP28	L4BN		3	W12			CE8	80
3146	ORGANOTIN COMPOUND, SOLID, N.O.S.	6.1	T3	I	6.1	43 274	0	E5	P002 IBC07		MP18	T6	TP33	S10AH L10CH	TU14 TU15 TU38 TE21 TE22	1	W10		CW13 CW28 CW31		66
3146	ORGANOTIN COMPOUND, SOLID, N.O.S.	6.1	T3	II	6.1	43 274	500 g	E4	P002 IBC08	B4	MP10	T3	TP33	SGAH L4BH	TU15	2	W11		CW13 CW28 CW31	CE9	60
3146	ORGANOTIN COMPOUND, SOLID, N.O.S.	6.1	T3	III	6.1	43 274	5 kg	E1	P002 IBC08 LP02 R001	B3	MP10	T1	TP33	SGAH L4BH	TU15	2		VC1 VC2 AP7	CW13 CW28 CW31	CE11	60
3147	DYE, SOLID, CORROSIVE, N.O.S. or DYE INTERMEDIATE, SOLID, CORROSIVE, N.O.S.	8	C10	I	8	274	0	E0	P002 IBC07		MP18	T6	TP33	S10AN L10BH	TU38 TE22	1	W10				88
3147	DYE, SOLID, CORROSIVE, N.O.S. or DYE INTERMEDIATE, SOLID, CORROSIVE, N.O.S.	8	C10	II	8	274	1 kg	E2	P002 IBC08	B4	MP10	T3	TP33	SGAN L4BN		2	W11			CE10	80
3147	DYE, SOLID, CORROSIVE, N.O.S. or DYE INTERMEDIATE, SOLID, CORROSIVE, N.O.S.	8	C10	III	8	274	5 kg	E1	P002 IBC08 LP02 R001	B3	MP10	T1	TP33	SGAV L4BN		3		VC1 VC2 AP7		CE11	80
3148	WATER-REACTIVE LIQUID, N.O.S.	4.3	W1	I	4.3	274	0	E0	P402	RR8	MP2	T13	TP2 TP7	L10DH	TU14 TU38 TE21 TE22 TM2	0	W1		CW23		X323
3148	WATER-REACTIVE LIQUID, N.O.S.	4.3	W1	II	4.3	274	500 ml	E2	P402 IBC01	RR8	MP15	T7	TP2 TP7	L4DH	TU14 TE21 TM2	0	W1		CW23	CE7	323

UN No.	Name and description	Class	Classification code	Packing group	Labels	Special provisions	Limited and excepted quantities		Packaging			Portable tanks and bulk containers		RID Tanks		Transport category	Special provisions for carriage			Colis express (express parcels)	Hazard identification No.
									Packing instructions	Special packing provisions	Mixed packing provisions	Instructions	Special provisions	Tank code	Special provisions		Packages	Bulk	Loading, unloading and handling		
	3.1.2	2.2	2.2	2.1.1.3	5.2.2	3.3	3.4/3.5.1.2		4.1.4	4.1.4	4.1.10	4.2.5.2, 7.3.2	4.2.5.3	4.3	4.3.5, 6.8.4	1.1.3.1(c)	7.2.4	7.3.3	7.5.11	7.6	5.3.2.3
(1)	(2)	(3a)	(3b)	(4)	(5)	(6)	(7a)	(7b)	(8)	(9a)	(9b)	(10)	(11)	(12)	(13)	(15)	(16)	(17)	(18)	(19)	(20)
3148	WATER-REACTIVE LIQUID, N.O.S.	4.3	W1	III	4.3	274	1 L	E1	P001 IBC02 R001		MP15	T7	TP2 TP7	L4DH	TU14 TE21 TM2	0	W1		CW23	CE8	323
3149	HYDROGEN PEROXIDE AND PEROXYACETIC ACID MIXTURE with acid(s), water and not more than 5% peroxyacetic acid, STABILIZED	5.1	OC1	II	5.1+8	196 553	1 L	E2	P504 IBC02	PP10 B5	MP15	T7	TP2 TP6 TP24	L4BV(+)	TU3 TC2 TE8 TE11 TT1	2			CW24	CE6	58
3150	DEVICES, SMALL, HYDROCARBON GAS POWERED or HYDROCARBON GAS REFILLS FOR SMALL DEVICES with release device	2	6F		2.1		0	E0	P209		MP9					2			CW9	CE2	23
3151	POLYHALOGENATED BIPHENYLS, LIQUID or HALO-GENATED MONOMETHYLDIPHENYLMETHANES, LIQUID or POLYHALOGENATED TERPHENYLS, LIQUID	9	M2	II	9	203 305	1 L	E2	P906 IBC02		MP15			L4BH	TU15	0		VC1 VC2 AP9	CW13 CW28 CW31	CE5	90
3152	POLYHALOGENATED BIPHENYLS, SOLID or HALOGENATED MONOMETHYLDIPHENYLMETHANES, SOLID or POLYHALOGENATED TERPHENYLS, SOLID	9	M2	II	9	203 305	1 kg	E2	P906 IBC08	B4	MP10	T3	TP33	S4AH L4BH	TU15	0	W11	VC1 VC2 AP9	CW13 CW28 CW31	CE9	90
3153	PERFLUORO(METHYL VINYL ETHER)	2	2F		2.1 (+13)	662	0	E0	P200		MP9	T50 (M)		PxBN(M)	TU38 TE22 TA4 TT9 TM6	2			CW9 CW10 CW36	CE3	23
3154	PERFLUORO(ETHYL VINYL ETHER)	2	2F		2.1 (+13)	662	0	E0	P200		MP9	(M)		PxBN(M)	TU38 TE22 TA4 TT9 TM6	2			CW9 CW10 CW36	CE3	23
3155	PENTACHLOROPHENOL	6.1	T2	II	6.1	43	500 g	E4	P002 IBC08	B4	MP10	T3	TP33	SGAH	TU15	2	W11		CW13 CW28 CW31	CE9	60

UN No.	Name and description	Class	Classification code	Packing group	Labels	Special provisions	Limited and excepted quantities		Packaging			Portable tanks and bulk containers		RID Tanks		Transport category	Special provisions for carriage			Colis express (express parcels)	Hazard identification No.
									Packing instructions	Special packing provisions	Mixed packing provisions	Instructions	Special provisions	Tank code	Special provisions		Packages	Bulk	Loading, unloading and handling		
	3.1.2	2.2	2.2	2.1.1.3	5.2.2	3.3	3.4/3.5.1.2		4.1.4	4.1.4	4.1.10	4.2.5.2, 7.3.2	4.2.5.3	4.3	4.3.5, 6.8.4	1.1.3.1(c)	7.2.4	7.3.3	7.5.11	7.6	5.3.2.3
(1)	(2)	(3a)	(3b)	(4)	(5)	(6)	(7a)	(7b)	(8)	(9a)	(9b)	(10)	(11)	(12)	(13)	(15)	(16)	(17)	(18)	(19)	(20)
3156	COMPRESSED GAS, OXIDIZING, N.O.S.	2	10		2.2+5.1 (+13)	274 655 662	0	E0	P200		MP9	(M)		CxBN(M)	TA4 TT9	3			CW9 CW10 CW36	CE3	25
3157	LIQUEFIED GAS, OXIDIZING, N.O.S.	2	20		2.2+5.1 (+13)	274 662	0	E0	P200		MP9	(M)		PxBN(M)	TA4 TT9 TM6	3			CW9 CW10 CW36	CE3	25
3158	GAS, REFRIGERATED LIQUID, N.O.S.	2	3A		2.2 (+13)	274 593	120 ml	E1	P203		MP9	T75	TP5	RxBN	TU19 TA4 TT9 TM6	3	W5		CW9 CW11 CW36	CE2	22
3159	1,1,1,2-TETRAFLUOROETHANE (REFRIGERANT GAS R 134a)	2	2A		2.2 (+13)	662	120 ml	E1	P200		MP9	T50 (M)		PxBN(M)	TA4 TT9 TM6	3			CW9 CW10 CW36	CE3	20
3160	LIQUEFIED GAS, TOXIC, FLAMMABLE, N.O.S.	2	2TF		2.3+2.1 (+13)	274	0	E0	P200		MP9	(M)		PxBH(M)	TU6 TU38 TE22 TE25 TA4 TT9 TM6	1			CW9 CW10 CW36		263
3161	LIQUEFIED GAS, FLAMMABLE, N.O.S.	2	2F		2.1 (+13)	274 662	0	E0	P200		MP9	T50 (M)		PxBN(M)	TU38 TE22 TA4 TT9 TM6	2			CW9 CW10 CW36	CE3	23
3162	LIQUEFIED GAS, TOXIC, N.O.S.	2	2T		2.3 (+13)	274	0	E0	P200		MP9	(M)		PxBH(M)	TU6 TU38 TE22 TE25 TA4 TT9 TM6	1			CW9 CW10 CW36		26
3163	LIQUEFIED GAS, N.O.S.	2	2A		2.2 (+13)	274 660 662	120 ml	E1	P200		MP9	T50 (M)		PxBN(M)	TA4 TT9 TM6	3			CW9 CW10 CW36	CE3	20

UN No.	Name and description	Class	Classification code	Packing group	Labels	Special provisions	Limited and excepted quantities		Packaging			Portable tanks and bulk containers		RID Tanks		Transport category	Special provisions for carriage			Colis express (express parcels)	Hazard identification No.
									Packing instructions	Special packing provisions	Mixed packing provisions	Instructions	Special provisions	Tank code	Special provisions		Packages	Bulk	Loading, unloading and handling		
	3.1.2	2.2	2.2	2.1.1.3	5.2.2	3.3	3.4/3.5.1.2		4.1.4	4.1.4	4.1.10	4.2.5.2, 7.3.2	4.2.5.3	4.3	4.3.5, 6.8.4	1.1.3.1(c)	7.2.4	7.3.3	7.5.11	7.6	5.3.2.3
(1)	(2)	(3a)	(3b)	(4)	(5)	(6)	(7a)	(7b)	(8)	(9a)	(9b)	(10)	(11)	(12)	(13)	(15)	(16)	(17)	(18)	(19)	(20)
3164	ARTICLES, PRESSURIZED, PNEUMATIC or HYDRAULIC (containing non-flammable gas)	2	6A		2.2	283 371 594	120 ml	E0	P003		MP9					3			CW9	CE2	20
3165	AIRCRAFT HYDRAULIC POWER UNIT FUEL TANK (containing a mixture of anhydrous hydrazine and methylhydrazine) (M86 fuel)	3	FTC	I	3+6.1+8		0	E0	P301		MP7					1			CW13 CW28		336
3166	VEHICLE, FLAMMABLE GAS POWERED or VEHICLE, FLAMMABLE LIQUID POWERED or VEHICLE, FUEL CELL, FLAMMABLE GAS POWERED or VEHICLE, FUEL CELL, FLAMMABLE LIQUID POWERED	9	M11			388 666 667 669										-					
3167	GAS SAMPLE, NON-PRESSURIZED, FLAMMABLE, N.O.S., not refrigerated liquid	2	7F		2.1		0	E0	P201		MP9					2			CW9	CE2	23
3168	GAS SAMPLE, NON-PRESSURIZED, TOXIC, FLAMMABLE, N.O.S., not refrigerated liquid	2	7TF		2.3+2.1		0	E0	P201		MP9					1			CW9		263
3169	GAS SAMPLE, NON-PRESSURIZED, TOXIC, N.O.S., not refrigerated liquid	2	7T		2.3		0	E0	P201		MP9					1			CW9		26
3170	ALUMINIUM SMELTING BY-PRODUCTS or ALUMINIUM REMELTING BY-PRODUCTS	4.3	W2	II	4.3	244	500 g	E2	P410 IBC07		MP14	T3 BK1 BK2	TP33	SGAN		2	W1	VC1 VC2 AP2	CW23 CW37	CE10	423
3170	ALUMINIUM SMELTING BY-PRODUCTS or ALUMINIUM REMELTING BY-PRODUCTS	4.3	W2	III	4.3	244	1 kg	E1	P002 IBC08 R001	B4	MP14	T1 BK1 BK2	TP33	SGAN		3	W1	VC1 VC2 AP2	CW23 CW37	CE11	423
3171	BATTERY POWERED VEHICLE or BATTERY POWERED EQUIPMENT	9	M11			388 666 667 669										-					
3172	TOXINS, EXTRACTED FROM LIVING SOURCES, LIQUID, N.O.S.	6.1	T1	I	6.1	210 274	0	E5	P001		MP8 MP17			L10CH	TU14 TU15 TU38 TE21 TE22	1			CW13 CW28 CW31		66

UN No.	Name and description	Class	Classification code	Packing group	Labels	Special provisions	Limited and excepted quantities		Packaging			Portable tanks and bulk containers		RID Tanks		Transport category	Special provisions for carriage			Colis express (express parcels)	Hazard identification No.
									Packing instructions	Special packing provisions	Mixed packing provisions	Instructions	Special provisions	Tank code	Special provisions		Packages	Bulk	Loading, unloading and handling		
	3.1.2	2.2	2.2	2.1.1.3	5.2.2	3.3	3.4/3.5.1.2		4.1.4	4.1.4	4.1.10	4.2.5.2, 7.3.2	4.2.5.3	4.3	4.3.5, 6.8.4	1.1.3.1(c)	7.2.4	7.3.3	7.5.11	7.6	5.3.2.3
(1)	(2)	(3a)	(3b)	(4)	(5)	(6)	(7a)	(7b)	(8)	(9a)	(9b)	(10)	(11)	(12)	(13)	(15)	(16)	(17)	(18)	(19)	(20)
3172	TOXINS, EXTRACTED FROM LIVING SOURCES, LIQUID, N.O.S.	6.1	T1	II	6.1	210 274	100 ml	E4	P001 IBC02		MP15			L4BH	TU15	2			CW13 CW28 CW31	CE5	60
3172	TOXINS, EXTRACTED FROM LIVING SOURCES, LIQUID, N.O.S.	6.1	T1	III	6.1	210 274	5 L	E1	P001 IBC03 LP01 R001		MP19			L4BH	TU15	2	W12		CW13 CW28 CW31	CE8	60
3174	TITANIUM DISULPHIDE	4.2	S4	III	4.2		0	E1	P002 IBC08 LP02 R001	B3	MP14	T1	TP33	SGAN		3	W1			CE11	40
3175	SOLIDS or mixtures of solids (such as preparations and wastes) CONTAINING FLAMMABLE LIQUID, N.O.S. having a flash-point up to 60 °C	4.1	F1	II	4.1	216 274 601	1 kg	E2	P002 IBC06 R001	PP9	MP11	T3 BK1 BK2	TP33			2	W1	VC1 VC2 AP2		CE11	40
3176	FLAMMABLE SOLID, ORGANIC, MOLTEN, N.O.S.	4.1	F2	II	4.1	274	0	E0				T3	TP3 TP26	LGBV	TU27 TE4 TE6	2					44
3176	FLAMMABLE SOLID, ORGANIC, MOLTEN, N.O.S.	4.1	F2	III	4.1	274	0	E0				T1	TP3 TP26	LGBV	TU27 TE4 TE6	3					44
3178	FLAMMABLE SOLID, INORGANIC, N.O.S.	4.1	F3	II	4.1	274	1 kg	E2	P002 IBC08	B4	MP11	T3	TP33	SGAN		2	W1			CE10	40
3178	FLAMMABLE SOLID, INORGANIC, N.O.S.	4.1	F3	III	4.1	274	5 kg	E1	P002 IBC08 LP02 R001	B3	MP11	T1	TP33	SGAV		3	W1	VC1 VC2		CE11	40
3179	FLAMMABLE SOLID, TOXIC, INORGANIC, N.O.S.	4.1	FT2	II	4.1+6.1	274	1 kg	E2	P002 IBC06		MP10	T3	TP33	SGAN		2	W1		CW28	CE10	46
3179	FLAMMABLE SOLID, TOXIC, INORGANIC, N.O.S.	4.1	FT2	III	4.1+6.1	274	5 kg	E1	P002 IBC06 R001		MP10	T1	TP33	SGAN		3	W1		CW28	CE11	46
3180	FLAMMABLE SOLID, CORROSIVE, INORGANIC, N.O.S.	4.1	FC2	II	4.1+8	274	1 kg	E2	P002 IBC06		MP10	T3	TP33	SGAN		2	W1			CE10	48
3180	FLAMMABLE SOLID, CORROSIVE, INORGANIC, N.O.S.	4.1	FC2	III	4.1+8	274	5 kg	E1	P002 IBC06 R001		MP10	T1	TP33	SGAN		3	W1			CE11	48

UN No.	Name and description	Class	Classification code	Packing group	Labels	Special provisions	Limited and excepted quantities		Packaging			Portable tanks and bulk containers		RID Tanks		Transport category	Special provisions for carriage			Colis express (express parcels)	Hazard identification No.
									Packing instructions	Special packing provisions	Mixed packing provisions	Instructions	Special provisions	Tank code	Special provisions		Packages	Bulk	Loading, unloading and handling		
	3.1.2	2.2	2.2	2.1.1.3	5.2.2	3.3	3.4/3.5.1.2		4.1.4	4.1.4	4.1.10	4.2.5.2, 7.3.2	4.2.5.3	4.3	4.3.5, 6.8.4	1.1.3.1(c)	7.2.4	7.3.3	7.5.11	7.6	5.3.2.3
(1)	(2)	(3a)	(3b)	(4)	(5)	(6)	(7a)	(7b)	(8)	(9a)	(9b)	(10)	(11)	(12)	(13)	(15)	(16)	(17)	(18)	(19)	(20)
3181	METAL SALTS OF ORGANIC COMPOUNDS, FLAMMABLE, N.O.S.	4.1	F3	II	4.1	274	1 kg	E2	P002 IBC08	B4	MP11	T3	TP33	SGAN		2	W1			CE10	40
3181	METAL SALTS OF ORGANIC COMPOUNDS, FLAMMABLE, N.O.S.	4.1	F3	III	4.1	274	5 kg	E1	P002 IBC08 LP02 R001	B3	MP11	T1	TP33	SGAV		3	W1	VC1 VC2		CE11	40
3182	METAL HYDRIDES, FLAMMABLE, N.O.S.	4.1	F3	II	4.1	274 554	1 kg	E2	P410 IBC04	PP40	MP11	T3	TP33	SGAN		2	W1			CE10	40
3182	METAL HYDRIDES, FLAMMABLE, N.O.S.	4.1	F3	III	4.1	274 554	5 kg	E1	P002 IBC04 R001		MP11	T1	TP33	SGAV		3	W1	VC1 VC2		CE11	40
3183	SELF-HEATING LIQUID, ORGANIC, N.O.S.	4.2	S1	II	4.2	274	0	E2	P001 IBC02		MP15			L4DH	TU14 TE21	2	W1			CE7	30
3183	SELF-HEATING LIQUID, ORGANIC, N.O.S.	4.2	S1	III	4.2	274	0	E1	P001 IBC02 R001		MP15			L4DH	TU14 TE21	3	W1			CE8	30
3184	SELF-HEATING LIQUID, TOXIC, ORGANIC, N.O.S.	4.2	ST1	II	4.2+6.1	274	0	E2	P402 IBC02		MP15			L4DH	TU14 TE21	2	W1		CW28	CE7	36
3184	SELF-HEATING LIQUID, TOXIC, ORGANIC, N.O.S.	4.2	ST1	III	4.2+6.1	274	0	E1	P001 IBC02 R001		MP15			L4DH	TU14 TE21	3	W1		CW28	CE8	36
3185	SELF-HEATING LIQUID, CORROSIVE, ORGANIC, N.O.S.	4.2	SC1	II	4.2+8	274	0	E2	P402 IBC02		MP15			L4DH	TU14 TE21	2	W1			CE7	38
3185	SELF-HEATING LIQUID, CORROSIVE, ORGANIC, N.O.S.	4.2	SC1	III	4.2+8	274	0	E1	P001 IBC02 R001		MP15			L4DH	TU14 TE21	3	W1			CE8	38
3186	SELF-HEATING LIQUID, INORGANIC, N.O.S.	4.2	S3	II	4.2	274	0	E2	P001 IBC02		MP15			L4DH	TU14 TE21	2	W1			CE7	30
3186	SELF-HEATING LIQUID, INORGANIC, N.O.S.	4.2	S3	III	4.2	274	0	E1	P001 IBC02 R001		MP15			L4DH	TU14 TE21	3	W1			CE8	30
3187	SELF-HEATING LIQUID, TOXIC, INORGANIC, N.O.S.	4.2	ST3	II	4.2+6.1	274	0	E2	P402 IBC02		MP15			L4DH	TU14 TE21	2	W1		CW28	CE7	36
3187	SELF-HEATING LIQUID, TOXIC, INORGANIC, N.O.S.	4.2	ST3	III	4.2+6.1	274	0	E1	P001 IBC02 R001		MP15			L4DH	TU14 TE21	3	W1		CW28	CE8	36

UN No.	Name and description	Class	Classification code	Packing group	Labels	Special provisions	Limited and excepted quantities		Packaging			Portable tanks and bulk containers		RID Tanks		Transport category	Special provisions for carriage			Colis express (express parcels)	Hazard identification No.
									Packing instructions	Special packing provisions	Mixed packing provisions	Instructions	Special provisions	Tank code	Special provisions		Packages	Bulk	Loading, unloading and handling		
	3.1.2	2.2	2.2	2.1.1.3	5.2.2	3.3	3.4/3.5.1.2		4.1.4	4.1.4	4.1.10	4.2.5.2, 7.3.2	4.2.5.3	4.3	4.3.5, 6.8.4	1.1.3.1(c)	7.2.4	7.3.3	7.5.11	7.6	5.3.2.3
(1)	(2)	(3a)	(3b)	(4)	(5)	(6)	(7a)	(7b)	(8)	(9a)	(9b)	(10)	(11)	(12)	(13)	(15)	(16)	(17)	(18)	(19)	(20)
3188	SELF-HEATING LIQUID, CORROSIVE, INORGANIC, N.O.S.	4.2	SC3	II	4.2+8	274	0	E2	P402 IBC02		MP15			L4DH	TU14 TE21	2	W1			CE7	38
3188	SELF-HEATING LIQUID, CORROSIVE, INORGANIC, N.O.S.	4.2	SC3	III	4.2+8	274	0	E1	P001 IBC02 R001		MP15			L4DH	TU14 TE21	3	W1			CE8	38
3189	METAL POWDER, SELF-HEATING, N.O.S.	4.2	S4	II	4.2	274 555	0	E2	P410 IBC06		MP14	T3	TP33	SGAN		2	W1			CE10	40
3189	METAL POWDER, SELF-HEATING, N.O.S.	4.2	S4	III	4.2	274 555	0	E1	P002 IBC08 LP02 R001	B3	MP14	T1	TP33	SGAN		3	W1	VC1 VC2 AP1		CE11	40
3190	SELF-HEATING SOLID, INORGANIC, N.O.S.	4.2	S4	II	4.2	274	0	E2	P410 IBC06		MP14	T3	TP33	SGAN		2	W1			CE10	40
3190	SELF-HEATING SOLID, INORGANIC, N.O.S.	4.2	S4	III	4.2	274	0	E1	P002 IBC08 LP02 R001	B3	MP14	T1	TP33	SGAN		3	W1	VC1 VC2 AP1		CE11	40
3191	SELF-HEATING SOLID, TOXIC, INORGANIC, N.O.S.	4.2	ST4	II	4.2+6.1	274	0	E2	P410 IBC05		MP14	T3	TP33	SGAN		2	W1		CW28	CE10	46
3191	SELF-HEATING SOLID, TOXIC, INORGANIC, N.O.S.	4.2	ST4	III	4.2+6.1	274	0	E1	P002 IBC08 R001	B3	MP14	T1	TP33	SGAN		3	W1		CW28	CE11	46
3192	SELF-HEATING SOLID, CORROSIVE, INORGANIC, N.O.S.	4.2	SC4	II	4.2+8	274	0	E2	P410 IBC05		MP14	T3	TP33	SGAN		2	W1			CE10	48
3192	SELF-HEATING SOLID, CORROSIVE, INORGANIC, N.O.S.	4.2	SC4	III	4.2+8	274	0	E1	P002 IBC08 R001	B3	MP14	T1	TP33	SGAN		3	W1			CE11	48
3194	PYROPHORIC LIQUID, INORGANIC, N.O.S.	4.2	S3	I	4.2	274	0	E0	P400		MP2			L21DH	TU14 TU38 TC1 TE21 TE22 TE25 TM1	0	W1				333
3200	PYROPHORIC SOLID, INORGANIC, N.O.S.	4.2	S4	I	4.2	274	0	E0	P404		MP13	T21	TP7 TP33			0	W1				43

UN No.	Name and description	Class	Classification code	Packing group	Labels	Special provisions	Limited and excepted quantities		Packaging			Portable tanks and bulk containers		RID Tanks		Transport category	Special provisions for carriage			Colis express (express parcels)	Hazard identification No.
									Packing instructions	Special packing provisions	Mixed packing provisions	Instructions	Special provisions	Tank code	Special provisions		Packages	Bulk	Loading, unloading and handling		
	3.1.2	2.2	2.2	2.1.1.3	5.2.2	3.3	3.4/3.5.1.2		4.1.4	4.1.4	4.1.10	4.2.5.2, 7.3.2	4.2.5.3	4.3	4.3.5, 6.8.4	1.1.3.1(c)	7.2.4	7.3.3	7.5.11	7.6	5.3.2.3
(1)	(2)	(3a)	(3b)	(4)	(5)	(6)	(7a)	(7b)	(8)	(9a)	(9b)	(10)	(11)	(12)	(13)	(15)	(16)	(17)	(18)	(19)	(20)
3205	ALKALINE EARTH METAL ALCOHOLATES, N.O.S.	4.2	S4	II	4.2	183 274	0	E2	P410 IBC06		MP14	T3	TP33	SGAN		2	W1			CE10	40
3205	ALKALINE EARTH METAL ALCOHOLATES, N.O.S.	4.2	S4	III	4.2	183 274	0	E1	P002 IBC08 LP02 R001	B3	MP14	T1	TP33	SGAN		3	W1			CE11	40
3206	ALKALI METAL ALCOHOLATES, SELF-HEATING, CORROSIVE, N.O.S.	4.2	SC4	II	4.2+8	182 274	0	E2	P410 IBC05		MP14	T3	TP33	SGAN		2	W1			CE10	48
3206	ALKALI METAL ALCOHOLATES, SELF-HEATING, CORROSIVE, N.O.S.	4.2	SC4	III	4.2+8	182 274	0	E1	P002 IBC08 R001	B3	MP14	T1	TP33	SGAN		3	W1			CE11	48
3208	METALLIC SUBSTANCE, WATER-REACTIVE, N.O.S.	4.3	W2	I	4.3	274 557	0	E0	P403 IBC99		MP2					1	W1		CW23		X423
3208	METALLIC SUBSTANCE, WATER-REACTIVE, N.O.S.	4.3	W2	II	4.3	274 557	500 g	E0	P410 IBC07		MP14	T3	TP33	SGAN		2	W1		CW23	CE10	423
3208	METALLIC SUBSTANCE, WATER-REACTIVE, N.O.S.	4.3	W2	III	4.3	274 557	1 kg	E1	P410 IBC08 R001	B4	MP14	T1	TP33	SGAN		3	W1	VC1 VC2 AP3 AP4 AP5	CW23	CE11	423
3209	METALLIC SUBSTANCE, WATER-REACTIVE, SELF-HEATING, N.O.S.	4.3	WS	I	4.3+4.2	274 558	0	E0	P403		MP2					1	W1		CW23		X423
3209	METALLIC SUBSTANCE, WATER-REACTIVE, SELF-HEATING, N.O.S.	4.3	WS	II	4.3+4.2	274 558	0	E2	P410 IBC05		MP14	T3	TP33	SGAN		2	W1		CW23	CE10	423
3209	METALLIC SUBSTANCE, WATER-REACTIVE, SELF-HEATING, N.O.S.	4.3	WS	III	4.3+4.2	274 558	0	E1	P410 IBC08 R001	B4	MP14	T1	TP33	SGAN		3	W1	VC1 VC2 AP3 AP4 AP5	CW23	CE11	423
3210	CHLORATES, INORGANIC, AQUEOUS SOLUTION, N.O.S.	5.1	O1	II	5.1	274 351	1 L	E2	P504 IBC02		MP2	T4	TP1	L4BN	TU3	2			CW24	CE6	50
3210	CHLORATES, INORGANIC, AQUEOUS SOLUTION, N.O.S.	5.1	O1	III	5.1	274 351	5 L	E1	P504 IBC02 R001		MP2	T4	TP1	LGBV	TU3	3			CW24	CE8	50
3211	PERCHLORATES, INORGANIC, AQUEOUS SOLUTION, N.O.S.	5.1	O1	II	5.1		1 L	E2	P504 IBC02		MP2	T4	TP1	L4BN	TU3	2			CW24	CE6	50

UN No.	Name and description	Class	Classification code	Packing group	Labels	Special provisions	Limited and excepted quantities		Packaging			Portable tanks and bulk containers		RID Tanks		Transport category	Special provisions for carriage			Colis express (express parcels)	Hazard identification No.
									Packing instructions	Special packing provisions	Mixed packing provisions	Instructions	Special provisions	Tank code	Special provisions		Packages	Bulk	Loading, unloading and handling		
	3.1.2	2.2	2.2	2.1.1.3	5.2.2	3.3	3.4/3.5.1.2		4.1.4	4.1.4	4.1.10	4.2.5.2, 7.3.2	4.2.5.3	4.3	4.3.5, 6.8.4	1.1.3.1(c)	7.2.4	7.3.3	7.5.11	7.6	5.3.2.3
(1)	(2)	(3a)	(3b)	(4)	(5)	(6)	(7a)	(7b)	(8)	(9a)	(9b)	(10)	(11)	(12)	(13)	(15)	(16)	(17)	(18)	(19)	(20)
3211	PERCHLORATES, INORGANIC, AQUEOUS SOLUTION, N.O.S.	5.1	O1	III	5.1		5 L	E1	P504 IBC02 R001		MP2	T4	TP1	LGBV	TU3	3			CW24	CE8	50
3212	HYPOCHLORITES, INORGANIC, N.O.S.	5.1	O2	II	5.1	274 349	1 kg	E2	P002 IBC08	B4	MP10	T3	TP33	SGAN	TU3	2	W11		CW24	CE10	50
3213	BROMATES, INORGANIC, AQUEOUS SOLUTION, N.O.S.	5.1	O1	II	5.1	274 350	1 L	E2	P504 IBC02		MP2	T4	TP1	L4BN	TU3	2			CW24	CE6	50
3213	BROMATES, INORGANIC, AQUEOUS SOLUTION, N.O.S.	5.1	O1	III	5.1	274 350	5 L	E1	P504 IBC02 R001		MP15	T4	TP1	LGBV	TU3	3			CW24	CE8	50
3214	PERMANGANATES, INORGANIC, AQUEOUS SOLUTION, N.O.S.	5.1	O1	II	5.1	274 353	1 L	E2	P504 IBC02		MP2	T4	TP1	L4BN	TU3	2			CW24	CE6	50
3215	PERSULPHATES, INORGANIC, N.O.S.	5.1	O2	III	5.1		5 kg	E1	P002 IBC08 LP02 R001	B3	MP10	T1	TP33	SGAV	TU3	3		VC1 VC2 AP6 AP7	CW24	CE11	50
3216	PERSULPHATES, INORGANIC, AQUEOUS SOLUTION, N.O.S.	5.1	O1	III	5.1		5 L	E1	P504 IBC02 R001		MP15	T4	TP1 TP29	LGBV	TU3	3			CW24	CE8	50
3218	NITRATES, INORGANIC, AQUEOUS SOLUTION, N.O.S.	5.1	O1	II	5.1	270 511	1 L	E2	P504 IBC02		MP15	T4	TP1	L4BN	TU3	2			CW24	CE6	50
3218	NITRATES, INORGANIC, AQUEOUS SOLUTION, N.O.S.	5.1	O1	III	5.1	270 511	5 L	E1	P504 IBC02 R001		MP15	T4	TP1	LGBV	TU3	3			CW24	CE8	50
3219	NITRITES, INORGANIC, AQUEOUS SOLUTION, N.O.S.	5.1	O1	II	5.1	103 274	1 L	E2	P504 IBC01		MP15	T4	TP1	L4BN	TU3	2			CW24	CE6	50
3219	NITRITES, INORGANIC, AQUEOUS SOLUTION, N.O.S.	5.1	O1	III	5.1	103 274	5 L	E1	P504 IBC02 R001		MP15	T4	TP1	LGBV	TU3	3			CW24	CE8	50
3220	PENTAFLUOROETHANE (REFRIGERANT GAS R 125)	2	2A		2.2 (+13)	662	120 ml	E1	P200		MP9	T50 (M)		PxBN(M)	TA4 TT9 TM6	3			CW9 CW10 CW36	CE3	20
3221	SELF-REACTIVE LIQUID TYPE B	4.1	SR1		4.1+1	181 194 274	25 ml	E0	P520	PP21	MP2					1	W5 W7 W8		CW22		40

UN No.	Name and description	Class	Classifi- cation code	Packing group	Labels	Special provi- sions	Limited and excepted quantities		Packaging			Portable tanks and bulk containers		RID Tanks		Transport category	Special provisions for carriage			Colis express (express parcels)	Hazard identi- fication No.
									Packing instructions	Special packing provisions	Mixed packing provi- sions	Instruc- tions	Special provi- sions	Tank code	Special provi- sions		Packages	Bulk	Loading, unloading and handling		
	3.1.2	2.2	2.2	2.1.1.3	5.2.2	3.3	3.4/3.5.1.2		4.1.4	4.1.4	4.1.10	4.2.5.2, 7.3.2	4.2.5.3	4.3	4.3.5, 6.8.4	1.1.3.1(c)	7.2.4	7.3.3	7.5.11	7.6	5.3.2.3
(1)	(2)	(3a)	(3b)	(4)	(5)	(6)	(7a)	(7b)	(8)	(9a)	(9b)	(10)	(11)	(12)	(13)	(15)	(16)	(17)	(18)	(19)	(20)
3222	SELF-REACTIVE SOLID TYPE B	4.1	SR1		4.1+1	181 194 274	100 g	E0	P520	PP21	MP2					1	W5 W7 W8		CW22		40
3223	SELF-REACTIVE LIQUID TYPE C	4.1	SR1		4.1	194 274	25 ml	E0	P520	PP21 PP94 PP95	MP2					1	W7		CW22	CE6	40
3224	SELF-REACTIVE SOLID TYPE C	4.1	SR1		4.1	194 274	100 g	E0	P520	PP21 PP94 PP95	MP2					1	W7		CW22	CE10	40
3225	SELF-REACTIVE LIQUID TYPE D	4.1	SR1		4.1	194 274	125 ml	E0	P520		MP2					2	W7		CW22	CE6	40
3226	SELF-REACTIVE SOLID TYPE D	4.1	SR1		4.1	194 274	500 g	E0	P520		MP2					2	W7		CW22	CE10	40
3227	SELF-REACTIVE LIQUID TYPE E	4.1	SR1		4.1	194 274	125 ml	E0	P520		MP2					2	W7		CW22	CE6	40
3228	SELF-REACTIVE SOLID TYPE E	4.1	SR1		4.1	194 274	500 g	E0	P520		MP2					2	W7		CW22	CE10	40
3229	SELF-REACTIVE LIQUID TYPE F	4.1	SR1		4.1	194 274	125 ml	E0	P520 IBC99		MP2	T23				2	W7		CW22	CE6	40
3230	SELF-REACTIVE SOLID TYPE F	4.1	SR1		4.1	194 274	500 g	E0	P520 IBC99		MP2	T23				2	W7		CW22	CE10	40
3231	SELF-REACTIVE LIQUID TYPE B, TEMPERATURE CONTROLLED	4.1	SR2	CARRIAGE PROHIBITED																	
3232	SELF-REACTIVE SOLID TYPE B, TEMPERATURE CONTROLLED	4.1	SR2	CARRIAGE PROHIBITED																	
3233	SELF-REACTIVE LIQUID TYPE C, TEMPERATURE CONTROLLED	4.1	SR2	CARRIAGE PROHIBITED																	
3234	SELF-REACTIVE SOLID TYPE C, TEMPERATURE CONTROLLED	4.1	SR2	CARRIAGE PROHIBITED																	
3235	SELF-REACTIVE LIQUID TYPE D, TEMPERATURE CONTROLLED	4.1	SR2	CARRIAGE PROHIBITED																	
3236	SELF-REACTIVE SOLID TYPE D, TEMPERATURE CONTROLLED	4.1	SR2	CARRIAGE PROHIBITED																	
3237	SELF-REACTIVE LIQUID TYPE E, TEMPERATURE CONTROLLED	4.1	SR2	CARRIAGE PROHIBITED																	
3238	SELF-REACTIVE SOLID TYPE E, TEMPERATURE CONTROLLED	4.1	SR2	CARRIAGE PROHIBITED																	

UN No.	Name and description	Class	Classifi- cation code	Packing group	Labels	Special provi- sions	Limited and excepted quantities		Packaging			Portable tanks and bulk containers		RID Tanks		Transport category	Special provisions for carriage			Colis express (express parcels)	Hazard identifi- cation No.
									Packing instructions	Special packing provisions	Mixed packing provi- sions	Instruc- tions	Special provi- sions	Tank code	Special provi- sions		Packages	Bulk	Loading, unloading and handling		
	3.1.2	2.2	2.2	2.1.1.3	5.2.2	3.3	3.4/3.5.1.2		4.1.4	4.1.4	4.1.10	4.2.5.2, 7.3.2	4.2.5.3	4.3	4.3.5, 6.8.4	1.1.3.1(c)	7.2.4	7.3.3	7.5.11	7.6	5.3.2.3
(1)	(2)	(3a)	(3b)	(4)	(5)	(6)	(7a)	(7b)	(8)	(9a)	(9b)	(10)	(11)	(12)	(13)	(15)	(16)	(17)	(18)	(19)	(20)
3239	SELF-REACTIVE LIQUID TYPE F, TEMPERATURE CONTROLLED	4.1	SR2	CARRIAGE PROHIBITED																	
3240	SELF-REACTIVE SOLID TYPE F, TEMPERATURE CONTROLLED	4.1	SR2	CARRIAGE PROHIBITED																	
3241	2-BROMO-2-NITROPROPANE-1,3-DIOL	4.1	SR1	III	4.1	638	5 kg	E1	P520 IBC08	PP22 B3	MP2					3	W1			CE11	40
3242	AZODICARBONAMIDE	4.1	SR1	II	4.1	215 638	1 kg	E0	P409		MP2	T3	TP33			2	W1			CE10	40
3243	SOLIDS CONTAINING TOXIC LIQUID, N.O.S.	6.1	T9	II	6.1	217 274 601	500 g	E4	P002 IBC02	PP9	MP10	T3 BK1 BK2	TP33	SGAH	TU15	2		VC1 VC2 AP7	CW13 CW28 CW31	CE5	60
3244	SOLIDS CONTAINING CORROSIVE LIQUID, N.O.S.	8	C10	II	8	218 274	1 kg	E2	P002 IBC05	PP9	MP10	T3 BK1 BK2	TP33	SGAV		2		VC1 VC2 AP7		CE10	80
3245	GENETICALLY MODIFIED MICROORGANISMS or GENETICALLY MODIFIED ORGANISMS	9	M8		9	219 637	0	E0	P904 IBC08		MP6					2			CW13 CW17 CW18 CW26 CW28 CW31		90
3245	GENETICALLY MODIFIED MICROORGANISMS or GENETICALLY MODIFIED ORGANISMS, in refrigerated liquid nitrogen	9	M8		9+2.2	219 637	0	E0	P904 IBC08		MP6					2			CW13 CW17 CW18 CW26 CW28 CW31		90
3246	METHANESULPHONYL CHLORIDE	6.1	TC1	I	6.1+8	354	0	E0	P602		MP8 MP17	T20	TP2	L10CH	TU14 TU15 TU38 TE21 TE22	1			CW13 CW28 CW31		668
3247	SODIUM PEROXOBORATE, ANHYDROUS	5.1	O2	II	5.1		1 kg	E2	P002 IBC08	B4	MP2	T3	TP33	SGAN	TU3	2	W11		CW24	CE10	50
3248	MEDICINE, LIQUID, FLAMMABLE, TOXIC, N.O.S.	3	FT1	II	3+6.1	220 221 601	1 L	E2	P001		MP19			L4BH	TU15	2			CW13 CW28	CE7	336

UN No.	Name and description	Class	Classification code	Packing group	Labels	Special provisions	Limited and excepted quantities		Packaging			Portable tanks and bulk containers		RID Tanks		Transport category	Special provisions for carriage			Colis express (express parcels)	Hazard identification No.
									Packing instructions	Special packing provisions	Mixed packing provisions	Instructions	Special provisions	Tank code	Special provisions		Packages	Bulk	Loading, unloading and handling		
	3.1.2	2.2	2.2	2.1.1.3	5.2.2	3.3	3.4/3.5.1.2		4.1.4	4.1.4	4.1.10	4.2.5.2, 7.3.2	4.2.5.3	4.3	4.3.5, 6.8.4	1.1.3.1(c)	7.2.4	7.3.3	7.5.11	7.6	5.3.2.3
(1)	(2)	(3a)	(3b)	(4)	(5)	(6)	(7a)	(7b)	(8)	(9a)	(9b)	(10)	(11)	(12)	(13)	(15)	(16)	(17)	(18)	(19)	(20)
3248	MEDICINE, LIQUID, FLAMMABLE, TOXIC, N.O.S.	3	FT1	III	3+6.1	220 221 601	5 L	E1	P001 R001		MP19			L4BH	TU15	3			CW13 CW28	CE4	36
3249	MEDICINE, SOLID, TOXIC, N.O.S.	6.1	T2	II	6.1	221 601	500 g	E4	P002		MP10	T3	TP33	SGAH L4BH	TU15	2			CW13 CW28 CW31	CE9	60
3249	MEDICINE, SOLID, TOXIC, N.O.S.	6.1	T2	III	6.1	221 601	5 kg	E1	P002 LP02 R001		MP10	T1	TP33	SGAH L4BH	TU15	2		VC1 VC2 AP7	CW13 CW28 CW31	CE11	60
3250	CHLOROACETIC ACID, MOLTEN	6.1	TC1	II	6.1+8		0	E0				T7	TP3 TP28	L4BH	TU15 TC4	0			CW13 CW31		68
3251	ISOSORBIDE-5-MONONITRATE	4.1	SR1	III	4.1	226 638	5 kg	E0	P409		MP2					3	W1			CE11	40
3252	DIFLUOROMETHANE (REFRIGERANT GAS R 32)	2	2F		2.1 (+13)	662	0	E0	P200		MP9	T50 (M)		PxBN(M)	TU38 TE22 TA4 TT9 TM6	2			CW9 CW10 CW36	CE3	23
3253	DISODIUM TRIOXOSILICATE	8	C6	III	8		5 kg	E1	P002 IBC08 LP02 R001	B3	MP10	T1	TP33	SGAV		3		VC1 VC2 AP7		CE11	80
3254	TRIBUTYLPHOSPHANE	4.2	S1	I	4.2		0	E0	P400		MP2	T21	TP2 TP7			0	W1				333
3255	tert-BUTYL HYPOCHLORITE	4.2	SC1	CARRIAGE PROHIBITED																	
3256	ELEVATED TEMPERATURE LIQUID, FLAMMABLE, N.O.S. with flashpoint above 60 °C, at or above its flashpoint and below 100 °C	3	F2	III	3	274 560	0	E0	P099 IBC99		MP2	T3	TP3 TP29	LGAV	TU35	3				CE4	30
3256	ELEVATED TEMPERATURE LIQUID, FLAMMABLE, N.O.S. with flashpoint above 60 °C, at or above its flashpoint and at or above 100 °C	3	F2	III	3	274 560	0	E0	P099 IBC99		MP2	T3	TP3 TP29	LGAV	TU35	3				CE4	30
3257	ELEVATED TEMPERATURE LIQUID, N.O.S., at or above 100 °C and below its flash-point (including molten metals, molten salts, etc.)	9	M9	III	9	274 643 668	0	E0	P099 IBC99			T3	TP3 TP29	LGAV	TU35 TE6 TE14	3		VC3	CW17 CW31		99

UN No.	Name and description	Class	Classification code	Packing group	Labels	Special provisions	Limited and excepted quantities		Packaging			Portable tanks and bulk containers		RID Tanks		Transport category	Special provisions for carriage			Colis express (express parcels)	Hazard identification No.
									Packing instructions	Special packing provisions	Mixed packing provisions	Instructions	Special provisions	Tank code	Special provisions		Packages	Bulk	Loading, unloading and handling		
	3.1.2	2.2	2.2	2.1.1.3	5.2.2	3.3	3.4/3.5.1.2		4.1.4	4.1.4	4.1.10	4.2.5.2, 7.3.2	4.2.5.3	4.3	4.3.5, 6.8.4	1.1.3.1(c)	7.2.4	7.3.3	7.5.11	7.6	5.3.2.3
(1)	(2)	(3a)	(3b)	(4)	(5)	(6)	(7a)	(7b)	(8)	(9a)	(9b)	(10)	(11)	(12)	(13)	(15)	(16)	(17)	(18)	(19)	(20)
3258	ELEVATED TEMPERATURE SOLID, N.O.S., at or above 240 °C	9	M10	III	9	274 643	0	E0	P099 IBC99							3		VC3	CW31		99
3259	AMINES, SOLID, CORROSIVE, N.O.S. or POLYAMINES, SOLID, CORROSIVE, N.O.S.	8	C8	I	8	274	0	E0	P002 IBC07		MP18	T6	TP33	S10AN L10BH	TU38 TE22	1	W10				88
3259	AMINES, SOLID, CORROSIVE, N.O.S. or POLYAMINES, SOLID, CORROSIVE, N.O.S.	8	C8	II	8	274	1 kg	E2	P002 IBC08	B4	MP10	T3	TP33	SGAN L4BN		2	W11			CE10	80
3259	AMINES, SOLID, CORROSIVE, N.O.S. or POLYAMINES, SOLID, CORROSIVE, N.O.S.	8	C8	III	8	274	5 kg	E1	P002 IBC08 LP02 R001	B3	MP10	T1	TP33	SGAV L4BN		3		VC1 VC2 AP7		CE11	80
3260	CORROSIVE SOLID, ACIDIC, INORGANIC, N.O.S.	8	C2	I	8	274	0	E0	P002 IBC07		MP18	T6	TP33	S10AN		1	W10				88
3260	CORROSIVE SOLID, ACIDIC, INORGANIC, N.O.S.	8	C2	II	8	274	1 kg	E2	P002 IBC08	B4	MP10	T3	TP33	SGAN		2	W11			CE10	80
3260	CORROSIVE SOLID, ACIDIC, INORGANIC, N.O.S.	8	C2	III	8	274	5 kg	E1	P002 IBC08 LP02 R001	B3	MP10	T1	TP33	SGAV		3		VC1 VC2 AP7		CE11	80
3261	CORROSIVE SOLID, ACIDIC, ORGANIC, N.O.S.	8	C4	I	8	274	0	E0	P002 IBC07		MP18	T6	TP33	S10AN L10BH	TU38 TE22	1	W10				88
3261	CORROSIVE SOLID, ACIDIC, ORGANIC, N.O.S.	8	C4	II	8	274	1 kg	E2	P002 IBC08	B4	MP10	T3	TP33	SGAN L4BN		2	W11			CE10	80
3261	CORROSIVE SOLID, ACIDIC, ORGANIC, N.O.S.	8	C4	III	8	274	5 kg	E1	P002 IBC08 LP02 R001	B3	MP10	T1	TP33	SGAV L4BN		3		VC1 VC2 AP7		CE11	80
3262	CORROSIVE SOLID, BASIC, INORGANIC, N.O.S.	8	C6	I	8	274	0	E0	P002 IBC07		MP18	T6	TP33	S10AN L10BH	TU38 TE22	1	W10				88
3262	CORROSIVE SOLID, BASIC, INORGANIC, N.O.S.	8	C6	II	8	274	1 kg	E2	P002 IBC08	B4	MP10	T3	TP33	SGAN L4BN		2	W11			CE10	80
3262	CORROSIVE SOLID, BASIC, INORGANIC, N.O.S.	8	C6	III	8	274	5 kg	E1	P002 IBC08 LP02 R001	B3	MP10	T1	TP33	SGAV L4BN		3		VC1 VC2 AP7		CE11	80

UN No.	Name and description	Class	Classification code	Packing group	Labels	Special provisions	Limited and excepted quantities		Packaging			Portable tanks and bulk containers		RID Tanks		Transport category	Special provisions for carriage			Colis express (express parcels)	Hazard identification No.
									Packing instructions	Special packing provisions	Mixed packing provisions	Instructions	Special provisions	Tank code	Special provisions		Packages	Bulk	Loading, unloading and handling		
	3.1.2	2.2	2.2	2.1.1.3	5.2.2	3.3	3.4/3.5.1.2		4.1.4	4.1.4	4.1.10	4.2.5.2, 7.3.2	4.2.5.3	4.3	4.3.5, 6.8.4	1.1.3.1(c)	7.2.4	7.3.3	7.5.11	7.6	5.3.2.3
(1)	(2)	(3a)	(3b)	(4)	(5)	(6)	(7a)	(7b)	(8)	(9a)	(9b)	(10)	(11)	(12)	(13)	(15)	(16)	(17)	(18)	(19)	(20)
3263	CORROSIVE SOLID, BASIC, ORGANIC, N.O.S.	8	C8	I	8	274	0	E0	P002 IBC07		MP18	T6	TP33	S10AN L10BH	TU38 TE22	1	W10				88
3263	CORROSIVE SOLID, BASIC, ORGANIC, N.O.S.	8	C8	II	8	274	1 kg	E2	P002 IBC08	B4	MP10	T3	TP33	SGAN L4BN		2	W11			CE10	80
3263	CORROSIVE SOLID, BASIC, ORGANIC, N.O.S.	8	C8	III	8	274	5 kg	E1	P002 IBC08 LP02 R001	B3	MP10	T1	TP33	SGAV L4BN		3		VC1 VC2 AP7		CE11	80
3264	CORROSIVE LIQUID, ACIDIC, INORGANIC, N.O.S.	8	C1	I	8	274	0	E0	P001		MP8 MP17	T14	TP2 TP27	L10BH	TU38 TE22	1					88
3264	CORROSIVE LIQUID, ACIDIC, INORGANIC, N.O.S.	8	C1	II	8	274	1 L	E2	P001 IBC02		MP15	T11	TP2 TP27	L4BN	TU42	2				CE6	80
3264	CORROSIVE LIQUID, ACIDIC, INORGANIC, N.O.S.	8	C1	III	8	274	5 L	E1	P001 IBC03 LP01 R001		MP19	T7	TP1 TP28	L4BN	TU42	3	W12			CE8	80
3265	CORROSIVE LIQUID, ACIDIC, ORGANIC, N.O.S.	8	C3	I	8	274	0	E0	P001		MP8 MP17	T14	TP2 TP27	L10BH	TU38 TE22	1					88
3265	CORROSIVE LIQUID, ACIDIC, ORGANIC, N.O.S.	8	C3	II	8	274	1 L	E2	P001 IBC02		MP15	T11	TP2 TP27	L4BN		2				CE6	80
3265	CORROSIVE LIQUID, ACIDIC, ORGANIC, N.O.S.	8	C3	III	8	274	5 L	E1	P001 IBC03 LP01 R001		MP19	T7	TP1 TP28	L4BN		3	W12			CE8	80
3266	CORROSIVE LIQUID, BASIC, INORGANIC, N.O.S.	8	C5	I	8	274	0	E0	P001		MP8 MP17	T14	TP2 TP27	L10BH	TU38 TE22	1					88
3266	CORROSIVE LIQUID, BASIC, INORGANIC, N.O.S.	8	C5	II	8	274	1 L	E2	P001 IBC02		MP15	T11	TP2 TP27	L4BN	TU42	2				CE6	80
3266	CORROSIVE LIQUID, BASIC, INORGANIC, N.O.S.	8	C5	III	8	274	5 L	E1	P001 IBC03 LP01 R001		MP19	T7	TP1 TP28	L4BN	TU42	3	W12			CE8	80
3267	CORROSIVE LIQUID, BASIC, ORGANIC, N.O.S.	8	C7	I	8	274	0	E0	P001		MP8 MP17	T14	TP2 TP27	L10BH	TU38 TE22	1					88
3267	CORROSIVE LIQUID, BASIC, ORGANIC, N.O.S.	8	C7	II	8	274	1 L	E2	P001 IBC02		MP15	T11	TP2 TP27	L4BN		2				CE6	80

UN No.	Name and description	Class	Classification code	Packing group	Labels	Special provisions	Limited and excepted quantities		Packaging			Portable tanks and bulk containers		RID Tanks		Transport category	Special provisions for carriage			Colis express (express parcels)	Hazard identification No.
									Packing instructions	Special packing provisions	Mixed packing provisions	Instructions	Special provisions	Tank code	Special provisions		Packages	Bulk	Loading, unloading and handling		
	3.1.2	2.2	2.2	2.1.1.3	5.2.2	3.3	3.4/3.5.1.2		4.1.4	4.1.4	4.1.10	4.2.5.2, 7.3.2	4.2.5.3	4.3	4.3.5, 6.8.4	1.1.3.1(c)	7.2.4	7.3.3	7.5.11	7.6	5.3.2.3
(1)	(2)	(3a)	(3b)	(4)	(5)	(6)	(7a)	(7b)	(8)	(9a)	(9b)	(10)	(11)	(12)	(13)	(15)	(16)	(17)	(18)	(19)	(20)
3267	CORROSIVE LIQUID, BASIC, ORGANIC, N.O.S.	8	C7	III	8	274	5 L	E1	P001 IBC03 LP01 R001		MP19	T7	TP1 TP28	L4BN		3	W12			CE8	80
3268	SAFETY DEVICES, electrically initiated	9	M5		9	280 289	0	E0	P902 LP902							4				CE2	90
3269	POLYESTER RESIN KIT, liquid base material	3	F3	II	3	236 340	5 L	E0	P302 R001							2				CE7	33
3269	POLYESTER RESIN KIT, liquid base material (viscous according to 2.2.3.1.4)	3	F3	III	3	236 340	5 L	E0	P302 R001							3				CE4	33
3269	POLYESTER RESIN KIT, liquid base material	3	F3	III	3	236 340	5 L	E0	P302 R001							3				CE4	30
3270	NITROCELLULOSE MEMBRANE FILTERS, with not more than 12.6% nitrogen, by dry mass	4.1	F1	II	4.1	237 286	1 kg	E2	P411		MP11					2	W1			CE10	40
3271	ETHERS, N.O.S.	3	F1	II	3	274	1 L	E2	P001 IBC02 R001		MP19	T7	TP1 TP8 TP28	LGBF		2				CE7	33
3271	ETHERS, N.O.S.	3	F1	III	3	274	5 L	E1	P001 IBC03 LP01 R001		MP19	T4	TP1 TP29	LGBF		3	W12			CE4	30
3272	ESTERS, N.O.S.	3	F1	II	3	274 601	1 L	E2	P001 IBC02 R001		MP19	T7	TP1 TP8 TP28	LGBF		2				CE7	33
3272	ESTERS, N.O.S.	3	F1	III	3	274 601	5 L	E1	P001 IBC03 LP01 R001		MP19	T4	TP1 TP29	LGBF		3	W12			CE4	30
3273	NITRILES, FLAMMABLE, TOXIC, N.O.S.	3	FT1	I	3+6.1	274	0	E0	P001		MP7 MP17	T14	TP2 TP27	L10CH	TU14 TU15 TU38 TE21 TE22	1			CW13 CW28		336
3273	NITRILES, FLAMMABLE, TOXIC, N.O.S.	3	FT1	II	3+6.1	274	1 L	E2	P001 IBC02		MP19	T11	TP2 TP27	L4BH	TU15	2			CW13 CW28	CE7	336

UN No.	Name and description	Class	Classification code	Packing group	Labels	Special provisions	Limited and excepted quantities		Packaging			Portable tanks and bulk containers		RID Tanks		Transport category	Special provisions for carriage			Colis express (express parcels)	Hazard identification No.
									Packing instructions	Special packing provisions	Mixed packing provisions	Instructions	Special provisions	Tank code	Special provisions		Packages	Bulk	Loading, unloading and handling		
	3.1.2	2.2	2.2	2.1.1.3	5.2.2	3.3	3.4/3.5.1.2		4.1.4	4.1.4	4.1.10	4.2.5.2, 7.3.2	4.2.5.3	4.3	4.3.5, 6.8.4	1.1.3.1(c)	7.2.4	7.3.3	7.5.11	7.6	5.3.2.3
(1)	(2)	(3a)	(3b)	(4)	(5)	(6)	(7a)	(7b)	(8)	(9a)	(9b)	(10)	(11)	(12)	(13)	(15)	(16)	(17)	(18)	(19)	(20)
3274	ALCOHOLATES SOLUTION, N.O.S., in alcohol	3	FC	II	3+8	274	1 L	E2	P001 IBC02		MP19			L4BH		2				CE7	338
3275	NITRILES, TOXIC, FLAMMABLE, N.O.S.	6.1	TF1	I	6.1+3	274 315	0	E5	P001		MP8 MP17	T14	TP2 TP27	L10CH	TU14 TU15 TU38 TE21 TE22	1			CW13 CW28 CW31		663
3275	NITRILES, TOXIC, FLAMMABLE, N.O.S.	6.1	TF1	II	6.1+3	274	100 ml	E4	P001 IBC02		MP15	T11	TP2 TP27	L4BH	TU15	2			CW13 CW28 CW31	CE5	63
3276	NITRILES, LIQUID, TOXIC, N.O.S.	6.1	T1	I	6.1	274 315	0	E5	P001		MP8 MP17	T14	TP2 TP27	L10CH	TU14 TU15 TU38 TE21 TE22	1			CW13 CW28 CW31		66
3276	NITRILES, LIQUID, TOXIC, N.O.S.	6.1	T1	II	6.1	274	100 ml	E4	P001 IBC02		MP15	T11	TP2 TP27	L4BH	TU15	2			CW13 CW28 CW31	CE5	60
3276	NITRILES, LIQUID, TOXIC, N.O.S.	6.1	T1	III	6.1	274	5 L	E1	P001 IBC03 LP01 R001		MP19	T7	TP1 TP28	L4BH	TU15	2	W12		CW13 CW28 CW31	CE8	60
3277	CHLOROFORMATES, TOXIC, CORROSIVE, N.O.S.	6.1	TC1	II	6.1+8	274 561	100 ml	E4	P001 IBC02		MP15	T8	TP2 TP28	L4BH	TU15	2			CW13 CW28 CW31	CE9	68
3278	ORGANOPHOSPHORUS COMPOUND, LIQUID, TOXIC, N.O.S.	6.1	T1	I	6.1	43 274 315	0	E5	P001		MP8 MP17	T14	TP2 TP27	L10CH	TU14 TU15 TU38 TE21 TE22	1			CW13 CW28 CW31		66
3278	ORGANOPHOSPHORUS COMPOUND, LIQUID, TOXIC, N.O.S.	6.1	T1	II	6.1	43 274	100 ml	E4	P001 IBC02		MP15	T11	TP2 TP27	L4BH	TU15	2			CW13 CW28 CW31	CE5	60
3278	ORGANOPHOSPHORUS COMPOUND, LIQUID, TOXIC, N.O.S.	6.1	T1	III	6.1	43 274	5 L	E1	P001 IBC03 LP01 R001		MP19	T7	TP1 TP28	L4BH	TU15	2	W12		CW13 CW28 CW31	CE8	60

UN No.	Name and description	Class	Classification code	Packing group	Labels	Special provisions	Limited and excepted quantities		Packaging			Portable tanks and bulk containers		RID Tanks		Transport category	Special provisions for carriage			Colis express (express parcels)	Hazard identification No.
									Packing instructions	Special packing provisions	Mixed packing provisions	Instructions	Special provisions	Tank code	Special provisions		Packages	Bulk	Loading, unloading and handling		
	3.1.2	2.2	2.2	2.1.1.3	5.2.2	3.3	3.4/3.5.1.2		4.1.4	4.1.4	4.1.10	4.2.5.2, 7.3.2	4.2.5.3	4.3	4.3.5, 6.8.4	1.1.3.1(c)	7.2.4	7.3.3	7.5.11	7.6	5.3.2.3
(1)	(2)	(3a)	(3b)	(4)	(5)	(6)	(7a)	(7b)	(8)	(9a)	(9b)	(10)	(11)	(12)	(13)	(15)	(16)	(17)	(18)	(19)	(20)
3279	ORGANOPHOSPHORUS COMPOUND, TOXIC, FLAMMABLE, N.O.S.	6.1	TF1	I	6.1+3	43 274 315	0	E5	P001		MP8 MP17	T14	TP2 TP27	L10CH	TU14 TU15 TU38 TE21 TE22	1			CW13 CW28 CW31		663
3279	ORGANOPHOSPHORUS COMPOUND, TOXIC, FLAMMABLE, N.O.S.	6.1	TF1	II	6.1+3	43 274	100 ml	E4	P001		MP15	T11	TP2 TP27	L4BH	TU15	2			CW13 CW28 CW31	CE5	63
3280	ORGANOARSENIC COMPOUND, LIQUID, N.O.S.	6.1	T3	I	6.1	274 315	0	E5	P001		MP8 MP17	T14	TP2 TP27	L10CH	TU14 TU15 TU38 TE21 TE22	1			CW13 CW28 CW31		66
3280	ORGANOARSENIC COMPOUND, LIQUID, N.O.S.	6.1	T3	II	6.1	274	100 ml	E4	P001 IBC02		MP15	T11	TP2 TP27	L4BH	TU15	2			CW13 CW28 CW31	CE5	60
3280	ORGANOARSENIC COMPOUND, LIQUID, N.O.S.	6.1	T3	III	6.1	274	5 L	E1	P001 IBC03 LP01 R001		MP19	T7	TP1 TP28	L4BH	TU15	2	W12		CW13 CW28 CW31	CE11	60
3281	METAL CARBONYLS, LIQUID, N.O.S.	6.1	T3	I	6.1	274 315 562	0	E5	P601		MP8 MP17	T14	TP2 TP27	L10CH	TU14 TU15 TU38 TE21 TE22	1			CW13 CW28 CW31		66
3281	METAL CARBONYLS, LIQUID, N.O.S.	6.1	T3	II	6.1	274 562	100 ml	E4	P001 IBC02		MP15	T11	TP2 TP27	L4BH	TU15	2			CW13 CW28 CW31	CE5	60
3281	METAL CARBONYLS, LIQUID, N.O.S.	6.1	T3	III	6.1	274 562	5 L	E1	P001 IBC03 LP01 R001		MP19	T7	TP1 TP28	L4BH	TU15	2	W12		CW13 CW28 CW31	CE8	60
3282	ORGANOMETALLIC COMPOUND, LIQUID, TOXIC, N.O.S.	6.1	T3	I	6.1	274 562	0	E5	P001		MP8 MP17	T14	TP2 TP27	L10CH	TU14 TU15 TU38 TE21 TE22	1			CW13 CW28 CW31		66

UN No.	Name and description	Class	Classification code	Packing group	Labels	Special provisions	Limited and excepted quantities		Packaging			Portable tanks and bulk containers		RID Tanks		Transport category	Special provisions for carriage			Colis express (express parcels)	Hazard identification No.
									Packing instructions	Special packing provisions	Mixed packing provisions	Instructions	Special provisions	Tank code	Special provisions		Packages	Bulk	Loading, unloading and handling		
	3.1.2	2.2	2.2	2.1.1.3	5.2.2	3.3	3.4/3.5.1.2		4.1.4	4.1.4	4.1.10	4.2.5.2, 7.3.2	4.2.5.3	4.3	4.3.5, 6.8.4	1.1.3.1(c)	7.2.4	7.3.3	7.5.11	7.6	5.3.2.3
(1)	(2)	(3a)	(3b)	(4)	(5)	(6)	(7a)	(7b)	(8)	(9a)	(9b)	(10)	(11)	(12)	(13)	(15)	(16)	(17)	(18)	(19)	(20)
3282	ORGANOMETALLIC COMPOUND, LIQUID, TOXIC, N.O.S.	6.1	T3	II	6.1	274 562	100 ml	E4	P001 IBC02		MP15	T11	TP2 TP27	L4BH	TU15	2			CW13 CW28 CW31	CE5	60
3282	ORGANOMETALLIC COMPOUND, LIQUID, TOXIC, N.O.S.	6.1	T3	III	6.1	274 562	5 L	E1	P001 IBC03 LP01 R001		MP19	T7	TP1 TP28	L4BH	TU15	2	W12		CW13 CW28 CW31	CE8	60
3283	SELENIUM COMPOUND, SOLID, N.O.S.	6.1	T5	I	6.1	274 563	0	E5	P002 IBC07		MP18	T6	TP33	S10AH L10CH	TU14 TU15 TU38 TE21 TE22	1	W10		CW13 CW28 CW31		66
3283	SELENIUM COMPOUND, SOLID, N.O.S.	6.1	T5	II	6.1	274 563	500 g	E4	P002 IBC08	B4	MP10	T3	TP33	SGAH L4BH	TU15	2	W11		CW13 CW28 CW31	CE9	60
3283	SELENIUM COMPOUND, SOLID, N.O.S.	6.1	T5	III	6.1	274 563	5 kg	E1	P002 IBC08 LP02 R001	B3	MP10	T1	TP33	SGAH L4BH	TU15	2		VC1 VC2 AP7	CW13 CW28 CW31	CE11	60
3284	TELLURIUM COMPOUND, N.O.S.	6.1	T5	I	6.1	274	0	E5	P002 IBC07		MP18	T6	TP33	S10AH L10CH	TU14 TU15 TU38 TE21 TE22	1	W10		CW13 CW28 CW31		66
3284	TELLURIUM COMPOUND, N.O.S.	6.1	T5	II	6.1	274	500 g	E4	P002 IBC08	B4	MP10	T3	TP33	SGAH L4BH	TU15	2	W11		CW13 CW28 CW31	CE9	60
3284	TELLURIUM COMPOUND, N.O.S.	6.1	T5	III	6.1	274	5 kg	E1	P002 IBC08 LP02 R001	B3	MP10	T1	TP33	SGAH L4BH	TU15	2		VC1 VC2 AP7	CW13 CW28 CW31	CE11	60
3285	VANADIUM COMPOUND, N.O.S.	6.1	T5	I	6.1	274 564	0	E5	P002 IBC07		MP18	T6	TP33	S10AH L10CH	TU14 TU15 TU38 TE21 TE22	1	W10		CW13 CW28 CW31		66

UN No.	Name and description	Class	Classification code	Packing group	Labels	Special provisions	Limited and excepted quantities		Packaging			Portable tanks and bulk containers		RID Tanks		Transport category	Special provisions for carriage			Colis express (express parcels)	Hazard identification No.
									Packing instructions	Special packing provisions	Mixed packing provisions	Instructions	Special provisions	Tank code	Special provisions		Packages	Bulk	Loading, unloading and handling		
	3.1.2	2.2	2.2	2.1.1.3	5.2.2	3.3	3.4/3.5.1.2		4.1.4	4.1.4	4.1.10	4.2.5.2, 7.3.2	4.2.5.3	4.3	4.3.5, 6.8.4	1.1.3.1(c)	7.2.4	7.3.3	7.5.11	7.6	5.3.2.3
(1)	(2)	(3a)	(3b)	(4)	(5)	(6)	(7a)	(7b)	(8)	(9a)	(9b)	(10)	(11)	(12)	(13)	(15)	(16)	(17)	(18)	(19)	(20)
3285	VANADIUM COMPOUND, N.O.S.	6.1	T5	II	6.1	274 564	500 g	E4	P002 IBC08	B4	MP10	T3	TP33	SGAH L4BH	TU15	2	W11		CW13 CW28 CW31	CE9	60
3285	VANADIUM COMPOUND, N.O.S.	6.1	T5	III	6.1	274 564	5 kg	E1	P002 IBC08 LP02 R001	B3	MP10	T1	TP33	SGAH L4BH	TU15	2		VC1 VC2 AP7	CW13 CW28 CW31	CE11	60
3286	FLAMMABLE LIQUID, TOXIC, CORROSIVE, N.O.S.	3	FTC	I	3+6.1+8	274	0	E0	P001		MP7 MP17	T14	TP2 TP27	L10CH	TU14 TU15 TU38 TE21 TE22	1			CW13 CW28		368
3286	FLAMMABLE LIQUID, TOXIC, CORROSIVE, N.O.S.	3	FTC	II	3+6.1+8	274	1 L	E2	P001 IBC02		MP19	T11	TP2 TP27	L4BH	TU15	2			CW13 CW28	CE7	368
3287	TOXIC LIQUID, INORGANIC, N.O.S.	6.1	T4	I	6.1	274 315	0	E5	P001		MP8 MP17	T14	TP2 TP27	L10CH	TU14 TU15 TU38 TE21 TE22	1			CW13 CW28 CW31		66
3287	TOXIC LIQUID, INORGANIC, N.O.S.	6.1	T4	II	6.1	274	100 ml	E4	P001 IBC02		MP15	T11	TP2 TP27	L4BH	TU15	2			CW13 CW28 CW31	CE5	60
3287	TOXIC LIQUID, INORGANIC, N.O.S.	6.1	T4	III	6.1	274	5 L	E1	P001 IBC03 LP01 R001		MP19	T7	TP1 TP28	L4BH	TU15	2	W12		CW13 CW28 CW31	CE8	60
3288	TOXIC SOLID, INORGANIC, N.O.S.	6.1	T5	I	6.1	274	0	E5	P002 IBC07		MP18	T6	TP33	S10AH L10CH	TU14 TU15 TU38 TE21 TE22	1	W10		CW13 CW28 CW31		66
3288	TOXIC SOLID, INORGANIC, N.O.S.	6.1	T5	II	6.1	274	500 g	E4	P002 IBC08	B4	MP10	T3	TP33	SGAH L4BH	TU15	2	W11		CW13 CW28 CW31	CE9	60

UN No.	Name and description	Class	Classification code	Packing group	Labels	Special provisions	Limited and excepted quantities		Packaging			Portable tanks and bulk containers		RID Tanks		Transport category	Special provisions for carriage			Colis express (express parcels)	Hazard identification No.
									Packing instructions	Special packing provisions	Mixed packing provisions	Instructions	Special provisions	Tank code	Special provisions		Packages	Bulk	Loading, unloading and handling		
	3.1.2	2.2	2.2	2.1.1.3	5.2.2	3.3	3.4/3.5.1.2		4.1.4	4.1.4	4.1.10	4.2.5.2, 7.3.2	4.2.5.3	4.3	4.3.5, 6.8.4	1.1.3.1(c)	7.2.4	7.3.3	7.5.11	7.6	5.3.2.3
(1)	(2)	(3a)	(3b)	(4)	(5)	(6)	(7a)	(7b)	(8)	(9a)	(9b)	(10)	(11)	(12)	(13)	(15)	(16)	(17)	(18)	(19)	(20)
3288	TOXIC SOLID, INORGANIC, N.O.S.	6.1	T5	III	6.1	274	5 kg	E1	P002 IBC08 LP02 R001	B3	MP10	T1	TP33	SGAH L4BH	TU15	2		VC1 VC2 AP7	CW13 CW28 CW31	CE11	60
3289	TOXIC LIQUID, CORROSIVE, INORGANIC, N.O.S.	6.1	TC3	I	6.1+8	274 315	0	E5	P001		MP8 MP17	T14	TP2 TP27	L10CH	TU14 TU15 TU38 TE21 TE22	1			CW13 CW28 CW31		668
3289	TOXIC LIQUID, CORROSIVE, INORGANIC, N.O.S.	6.1	TC3	II	6.1+8	274	100 ml	E4	P001 IBC02		MP15	T11	TP2 TP27	L4BH	TU15	2			CW13 CW28 CW31	CE5	68
3290	TOXIC SOLID, CORROSIVE, INORGANIC, N.O.S.	6.1	TC4	I	6.1+8	274	0	E5	P002 IBC05		MP18	T6	TP33	S10AH L10CH	TU15 TU38 TE22	1	W10		CW13 CW28 CW31		668
3290	TOXIC SOLID, CORROSIVE, INORGANIC, N.O.S.	6.1	TC4	II	6.1+8	274	500 g	E4	P002 IBC06		MP10	T3	TP33	SGAH L4BH	TU15	2	W11		CW13 CW28 CW31	CE5	68
3291	CLINICAL WASTE, UNSPECIFIED, N.O.S. or (BIO) MEDICAL WASTE, N.O.S. or REGULATED MEDICAL WASTE, N.O.S.	6.2	I3	II	6.2	565	0	E0	P621 IBC620 LP621		MP6	BK2				2	W9	VC3	CW13 CW18 CW28	CE14	606
3291	CLINICAL WASTE, UNSPECIFIED, N.O.S. or (BIO) MEDICAL WASTE, N.O.S. or REGULATED MEDICAL WASTE, N.O.S., in refrigerated liquid nitrogen	6.2	I3	II	6.2+2.2	565	0	E0	P621 IBC620 LP621		MP6					2	W9		CW13 CW18 CW28	CE14	606
3292	BATTERIES, CONTAINING SODIUM or CELLS, CONTAINING SODIUM	4.3	W3		4.3	239 295	0	E0	P408							2	W1		CW23	CE2	423
3293	HYDRAZINE, AQUEOUS SOLUTION with not more than 37% hydrazine, by mass	6.1	T4	III	6.1	566	5 L	E1	P001 IBC03 LP01 R001		MP19	T4	TP1	L4BH	TU15	2	W12		CW13 CW28 CW31	CE8	60

UN No.	Name and description	Class	Classification code	Packing group	Labels	Special provisions	Limited and excepted quantities		Packaging			Portable tanks and bulk containers		RID Tanks		Transport category	Special provisions for carriage			Colis express (express parcels)	Hazard identification No.
									Packing instructions	Special packing provisions	Mixed packing provisions	Instructions	Special provisions	Tank code	Special provisions		Packages	Bulk	Loading, unloading and handling		
	3.1.2	2.2	2.2	2.1.1.3	5.2.2	3.3	3.4/3.5.1.2		4.1.4	4.1.4	4.1.10	4.2.5.2, 7.3.2	4.2.5.3	4.3	4.3.5, 6.8.4	1.1.3.1(c)	7.2.4	7.3.3	7.5.11	7.6	5.3.2.3
(1)	(2)	(3a)	(3b)	(4)	(5)	(6)	(7a)	(7b)	(8)	(9a)	(9b)	(10)	(11)	(12)	(13)	(15)	(16)	(17)	(18)	(19)	(20)
3294	HYDROGEN CYANIDE, SOLUTION IN ALCOHOL with not more than 45% hydrogen cyanide	6.1	TF1	I	6.1+3	610	0	E0	P601		MP8 MP17	T14	TP2	L15DH(+)	TU14 TU15 TU38 TE21 TE22 TE25	0			CW13 CW28 CW31		663
3295	HYDROCARBONS, LIQUID, N.O.S.	3	F1	I	3		500 ml	E3	P001		MP7 MP17	T11	TP1 TP8 TP28	L4BN		1					33
3295	HYDROCARBONS, LIQUID, N.O.S. (vapour pressure at 50 °C more than 110 kPa)	3	F1	II	3	640C	1 L	E2	P001		MP19	T7	TP1 TP8 TP28	L1.5BN		2				CE7	33
3295	HYDROCARBONS, LIQUID, N.O.S. (vapour pressure at 50 °C not more than 110 kPa)	3	F1	II	3	640D	1 L	E2	P001 IBC02 R001		MP19	T7	TP1 TP8 TP28	LGBF		2				CE7	33
3295	HYDROCARBONS, LIQUID, N.O.S.	3	F1	III	3		5 L	E1	P001 IBC03 LP01 R001		MP19	T4	TP1 TP29	LGBF		3	W12			CE4	30
3296	HEPTAFLUOROPROPANE (REFRIGERANT GAS R 227)	2	2A		2.2 (+13)	662	120 ml	E1	P200		MP9	T50 (M)		PxBN(M)	TA4 TT9 TM6	3			CW9 CW10 CW36	CE3	20
3297	ETHYLENE OXIDE AND CHLOROTETRAFLUOROETHANE MIXTURE with not more than 8.8% ethylene oxide	2	2A		2.2 (+13)	660 662	120 ml	E1	P200		MP9	T50 (M)		PxBN(M)	TA4 TT9 TM6	3			CW9 CW10 CW36	CE3	20
3298	ETHYLENE OXIDE AND PENTAFLUOROETHANE MIXTURE with not more than 7.9% ethylene oxide	2	2A		2.2 (+13)	660 662	120 ml	E1	P200		MP9	T50 (M)		PxBN(M)	TA4 TT9 TM6	3			CW9 CW10 CW36	CE3	20
3299	ETHYLENE OXIDE AND TETRAFLUOROETHANE MIXTURE with not more than 5.6% ethylene oxide	2	2A		2.2 (+13)	660 662	120 ml	E1	P200		MP9	T50 (M)		PxBN(M)	TA4 TT9 TM6	3			CW9 CW10 CW36	CE3	20

UN No.	Name and description	Class	Classification code	Packing group	Labels	Special provisions	Limited and excepted quantities		Packaging			Portable tanks and bulk containers		RID Tanks		Transport category	Special provisions for carriage			Colis express (express parcels)	Hazard identification No.
									Packing instructions	Special packing provisions	Mixed packing provisions	Instructions	Special provisions	Tank code	Special provisions		Packages	Bulk	Loading, unloading and handling		
	3.1.2	2.2	2.2	2.1.1.3	5.2.2	3.3	3.4/3.5.1.2		4.1.4	4.1.4	4.1.10	4.2.5.2, 7.3.2	4.2.5.3	4.3	4.3.5, 6.8.4	1.1.3.1(c)	7.2.4	7.3.3	7.5.11	7.6	5.3.2.3
(1)	(2)	(3a)	(3b)	(4)	(5)	(6)	(7a)	(7b)	(8)	(9a)	(9b)	(10)	(11)	(12)	(13)	(15)	(16)	(17)	(18)	(19)	(20)
3300	ETHYLENE OXIDE AND CARBON DIOXIDE MIXTURE with more than 87% ethylene oxide	2	2TF		2.3+2.1 (+13)		0	E0	P200		MP9	(M)		PxBH(M)	TU38 TE22 TE25 TA4 TT9 TM6	1			CW9 CW10 CW36		263
3301	CORROSIVE LIQUID, SELF-HEATING, N.O.S.	8	CS1	I	8+4.2	274	0	E0	P001		MP8 MP17			L10BH	TU38 TE22	1					884
3301	CORROSIVE LIQUID, SELF-HEATING, N.O.S.	8	CS1	II	8+4.2	274	0	E2	P001		MP15			L4BN		2				CE6	84
3302	2-DIMETHYLAMINOETHYL ACRYLATE, STABILIZED	6.1	T1	II	6.1	386	100 ml	E4	P001 IBC02		MP15	T7	TP2	L4BH	TU15	2			CW13 CW28 CW31	CE5	60
3303	COMPRESSED GAS, TOXIC, OXIDIZING, N.O.S.	2	1TO		2.3+5.1 (+13)	274	0	E0	P200		MP9	(M)		CxBH(M)	TU6 TU38 TE22 TE25 TA4 TT9	1			CW9 CW10 CW36		265
3304	COMPRESSED GAS, TOXIC, CORROSIVE, N.O.S.	2	1TC		2.3+8 (+13)	274	0	E0	P200		MP9	(M)		CxBH(M)	TU6 TU38 TE22 TE25 TA4 TT9	1			CW9 CW10 CW36		268
3305	COMPRESSED GAS, TOXIC, FLAMMABLE, CORROSIVE, N.O.S.	2	1TFC		2.3+2.1+8 (+13)	274	0	E0	P200		MP9	(M)		CxBH(M)	TU6 TU38 TE22 TE25 TA4 TT9	1			CW9 CW10 CW36		263
3306	COMPRESSED GAS, TOXIC, OXIDIZING, CORROSIVE, N.O.S.	2	1TOC		2.3+5.1+8 (+13)	274	0	E0	P200		MP9	(M)		CxBH(M)	TU6 TU38 TE22 TE25 TA4 TT9	1			CW9 CW10 CW36		265

UN No.	Name and description	Class	Classification code	Packing group	Labels	Special provisions	Limited and excepted quantities		Packaging			Portable tanks and bulk containers		RID Tanks		Transport category	Special provisions for carriage			Colis express (express parcels)	Hazard identification No.
									Packing instructions	Special packing provisions	Mixed packing provisions	Instructions	Special provisions	Tank code	Special provisions		Packages	Bulk	Loading, unloading and handling		
	3.1.2	2.2	2.2	2.1.1.3	5.2.2	3.3	3.4/3.5.1.2		4.1.4	4.1.4	4.1.10	4.2.5.2, 7.3.2	4.2.5.3	4.3	4.3.5, 6.8.4	1.1.3.1(c)	7.2.4	7.3.3	7.5.11	7.6	5.3.2.3
(1)	(2)	(3a)	(3b)	(4)	(5)	(6)	(7a)	(7b)	(8)	(9a)	(9b)	(10)	(11)	(12)	(13)	(15)	(16)	(17)	(18)	(19)	(20)
3307	LIQUEFIED GAS, TOXIC, OXIDIZING, N.O.S.	2	2TO		2.3+5.1 (+13)	274	0	E0	P200		MP9	(M)		PxBH(M)	TU6 TU38 TE22 TE25 TA4 TT9 TM6	1			CW9 CW10 CW36		265
3308	LIQUEFIED GAS, TOXIC, CORROSIVE, N.O.S.	2	2TC		2.3+8 (+13)	274	0	E0	P200		MP9	(M)		PxBH(M)	TU6 TU38 TE22 TE25 TA4 TT9 TM6	1			CW9 CW10 CW36		268
3309	LIQUEFIED GAS, TOXIC, FLAMMABLE, CORROSIVE, N.O.S.	2	2TFC		2.3+2.1+8 (+13)	274	0	E0	P200		MP9	(M)		PxBH(M)	TU6 TU38 TE22 TE25 TA4 TT9 TM6	1			CW9 CW10 CW36		263
3310	LIQUEFIED GAS, TOXIC, OXIDIZING, CORROSIVE, N.O.S.	2	2TOC		2.3+5.1+8 (+13)	274	0	E0	P200		MP9	(M)		PxBH(M)	TU6 TU38 TE22 TE25 TA4 TT9 TM6	1			CW9 CW10 CW36		265
3311	GAS, REFRIGERATED LIQUID, OXIDIZING, N.O.S.	2	3O		2.2+5.1 (+13)	274	0	E0	P203		MP9	T75 TP5 TP22		RxBN	TU7 TU19 TA4 TT9 TM6	3	W5		CW9 CW11 CW36	CE2	225

UN No.	Name and description	Class	Classification code	Packing group	Labels	Special provisions	Limited and excepted quantities		Packaging			Portable tanks and bulk containers		RID Tanks		Transport category	Special provisions for carriage			Colis express (express parcels)	Hazard identification No.
									Packing instructions	Special packing provisions	Mixed packing provisions	Instructions	Special provisions	Tank code	Special provisions		Packages	Bulk	Loading, unloading and handling		
	3.1.2	2.2	2.2	2.1.1.3	5.2.2	3.3	3.4/3.5.1.2		4.1.4	4.1.4	4.1.10	4.2.5.2, 7.3.2	4.2.5.3	4.3	4.3.5, 6.8.4	1.1.3.1(c)	7.2.4	7.3.3	7.5.11	7.6	5.3.2.3
(1)	(2)	(3a)	(3b)	(4)	(5)	(6)	(7a)	(7b)	(8)	(9a)	(9b)	(10)	(11)	(12)	(13)	(15)	(16)	(17)	(18)	(19)	(20)
3312	GAS, REFRIGERATED LIQUID, FLAMMABLE, N.O.S.	2	3F		2.1 (+13)	274	0	E0	P203		MP9	T75	TP5	RxBN	TU18 TU38 TE22 TA4 TT9 TM6	2	W5		CW9 CW11 CW36	CE2	223
3313	ORGANIC PIGMENTS, SELF-HEATING	4.2	S2	II	4.2		0	E2	P002 IBC08	B4	MP14	T3	TP33	SGAV		2	W1			CE10	40
3313	ORGANIC PIGMENTS, SELF-HEATING	4.2	S2	III	4.2		0	E1	P002 IBC08 LP02 R001	B3	MP14	T1	TP33	SGAV		3	W1			CE11	40
3314	PLASTICS MOULDING COMPOUND in dough, sheet or extruded rope form evolving flammable vapour	9	M3	III	None	207 633	5 kg	E1	P002 IBC08 R001	PP14 B3 B6	MP10					3		VC1 VC2 AP2	CW31 CW36	CE11	90
3315	CHEMICAL SAMPLE, TOXIC	6.1	T8	I	6.1	250	0	E0	P099		MP8 MP17					1			CW13 CW28 CW31		66
3316	CHEMICAL KIT or FIRST AID KIT	9	M11		9	251 340 671	see SP 251	see SP 340	P901							see SP 671					90
3317	2-AMINO-4,6-DINITROPHENOL, WETTED with not less than 20% water, by mass	4.1	D	I	4.1		0	E0	P406	PP26	MP2					1	W1				40
3318	AMMONIA SOLUTION, relative density less than 0.880 at 15 °C in water, with more than 50% ammonia	2	4TC		2.3+8 (+13)	23	0	E0	P200		MP9	T50 (M)		PxBH(M)	TU38 TE22 TE25 TA4 TT9 TM6	1			CW9 CW10		268
3319	NITROGLYCERIN MIXTURE, DESENSITIZED, SOLID, N.O.S. with more than 2% but not more than 10% nitroglycerin, by mass	4.1	D	II	4.1	272 274	0	E0	P099 IBC99		MP2					2	W1			CE10	40

UN No.	Name and description	Class	Classification code	Packing group	Labels	Special provisions	Limited and excepted quantities		Packaging			Portable tanks and bulk containers		RID Tanks		Transport category	Special provisions for carriage			Colis express (express parcels)	Hazard identification No.
									Packing instructions	Special packing provisions	Mixed packing provisions	Instructions	Special provisions	Tank code	Special provisions		Packages	Bulk	Loading, unloading and handling		
	3.1.2	2.2	2.2	2.1.1.3	5.2.2	3.3	3.4/3.5.1.2		4.1.4	4.1.4	4.1.10	4.2.5.2, 7.3.2	4.2.5.3	4.3	4.3.5, 6.8.4	1.1.3.1(c)	7.2.4	7.3.3	7.5.11	7.6	5.3.2.3
(1)	(2)	(3a)	(3b)	(4)	(5)	(6)	(7a)	(7b)	(8)	(9a)	(9b)	(10)	(11)	(12)	(13)	(15)	(16)	(17)	(18)	(19)	(20)
3320	SODIUM BOROHYDRIDE AND SODIUM HYDROXIDE SOLUTION, with not more than 12% sodium borohydride and not more than 40% sodium hydroxide by mass	8	C5	II	8		1 L	E2	P001 IBC02		MP15	T7	TP2	L4BN		2				CE6	80
3320	SODIUM BOROHYDRIDE AND SODIUM HYDROXIDE SOLUTION, with not more than 12% sodium borohydride and not more than 40% sodium hydroxide by mass	8	C5	III	8		5 L	E1	P001 IBC03 LP01 R001		MP19	T4	TP2	L4BN		3	W12			CE8	80
3321	RADIOACTIVE MATERIAL, LOW SPECIFIC ACTIVITY (LSA-II), non fissile or fissile-excepted	7			7X	172 317 325 336	0	E0	see 2.2.7 and 4.1.9	see 4.1.9.1.3		T5	TP4	S2.65AN(+) L2.65CN(+)	TU36 TT7 TM7	0			CW33	CE15	70
3322	RADIOACTIVE MATERIAL, LOW SPECIFIC ACTIVITY (LSA-III), non fissile or fissile-excepted	7			7X	172 317 325 336	0	E0	see 2.2.7 and 4.1.9	see 4.1.9.1.3		T5	TP4	S2.65AN(+) L2.65CN(+)	TU36 TT7 TM7	0			CW33	CE15	70
3323	RADIOACTIVE MATERIAL, TYPE C PACKAGE, non fissile or fissile-excepted	7			7X	172 317 325	0	E0	see 2.2.7 and 4.1.9	see 4.1.9.1.3						0			CW33	CE15	70
3324	RADIOACTIVE MATERIAL, LOW SPECIFIC ACTIVITY (LSA-II), FISSILE	7			7X+7E	172 326 336	0	E0	see 2.2.7 and 4.1.9	see 4.1.9.1.3						0			CW33	CE15	70
3325	RADIOACTIVE MATERIAL, LOW SPECIFIC ACTIVITY, (LSA-III), FISSILE	7			7X+7E	172 326 336	0	E0	see 2.2.7 and 4.1.9	see 4.1.9.1.3						0			CW33	CE15	70
3326	RADIOACTIVE MATERIAL, SURFACE CONTAMINATED OBJECTS (SCO-I or SCO-II), FISSILE	7			7X+7E	172 326	0	E0	see 2.2.7 and 4.1.9	see 4.1.9.1.3						0			CW33	CE15	70
3327	RADIOACTIVE MATERIAL, TYPE A PACKAGE, FISSILE, non-special form	7			7X+7E	172 326	0	E0	see 2.2.7 and 4.1.9	see 4.1.9.1.3						0			CW33	CE15	70
3328	RADIOACTIVE MATERIAL, TYPE B(U) PACKAGE, FISSILE	7			7X+7E	172 326 337	0	E0	see 2.2.7 and 4.1.9	see 4.1.9.1.3						0			CW33	CE15	70

UN No.	Name and description	Class	Classifi- cation code	Packing group	Labels	Special provi- sions	Limited and excepted quantities		Packaging			Portable tanks and bulk containers		RID Tanks		Transport category	Special provisions for carriage			Colis express (express parcels)	Hazard identifi- cation No.
									Packing instructions	Special packing provisions	Mixed packing provi- sions	Instruc- tions	Special provi- sions	Tank code	Special provi- sions		Packages	Bulk	Loading, unloading and handling		
	3.1.2	2.2	2.2	2.1.1.3	5.2.2	3.3	3.4/3.5.1.2		4.1.4	4.1.4	4.1.10	4.2.5.2, 7.3.2	4.2.5.3	4.3	4.3.5, 6.8.4	1.1.3.1(c)	7.2.4	7.3.3	7.5.11	7.6	5.3.2.3
(1)	(2)	(3a)	(3b)	(4)	(5)	(6)	(7a)	(7b)	(8)	(9a)	(9b)	(10)	(11)	(12)	(13)	(15)	(16)	(17)	(18)	(19)	(20)
3329	RADIOACTIVE MATERIAL, TYPE B(M) PACKAGE, FISSILE	7			7X+7E	172 326 337	0	E0	see 2.2.7 and 4.1.9	see 4.1.9.1.3						0			CW33	CE15	70
3330	RADIOACTIVE MATERIAL, TYPE C PACKAGE, FISSILE	7			7X+7E	172 326	0	E0	see 2.2.7 and 4.1.9	see 4.1.9.1.3						0			CW33	CE15	70
3331	RADIOACTIVE MATERIAL, TRANSPORTED UNDER SPECIAL ARRANGEMENT, FISSILE	7			7X+7E	172 326	0	E0	see 2.2.7 and 4.1.9	see 4.1.9.1.3						0			CW33	CE15	70
3332	RADIOACTIVE MATERIAL, TYPE A PACKAGE, SPECIAL FORM, non fissile or fissile-excepted	7			7X	172 317	0	E0	see 2.2.7 and 4.1.9	see 4.1.9.1.3						0			CW33	CE15	70
3333	RADIOACTIVE MATERIAL, TYPE A PACKAGE, SPECIAL FORM, FISSILE	7			7X+7E	172	0	E0	see 2.2.7 and 4.1.9	see 4.1.9.1.3						0			CW33	CE15	70
3334	Aviation regulated liquid, n.o.s.	9	M11	NOT SUBJECT TO RID																	
3335	Aviation regulated solid, n.o.s.	9	M11	NOT SUBJECT TO RID																	
3336	MERCAPTANS, LIQUID, FLAMMABLE, N.O.S. or MERCAPTAN MIXTURE, LIQUID, FLAMMABLE, N.O.S.	3	F1	I	3	274	0	E0	P001		MP7 MP17	T11	TP2	L4BN		1					33
3336	MERCAPTANS, LIQUID, FLAMMABLE, N.O.S. or MERCAPTAN MIXTURE, LIQUID, FLAMMABLE, N.O.S. (vapour pressure at 50 °C more than 110 kPa)	3	F1	II	3	274 640C	1 L	E2	P001		MP19	T7	TP1 TP8 TP28	L1.5BN		2				CE7	33
3336	MERCAPTANS, LIQUID, FLAMMABLE, N.O.S. or MERCAPTAN MIXTURE, LIQUID, FLAMMABLE, N.O.S. (vapour pressure at 50 °C not more than 110 kPa)	3	F1	II	3	274 640D	1 L	E2	P001 IBC02 R001		MP19	T7	TP1 TP8 TP28	LGBF		2				CE7	33
3336	MERCAPTANS, LIQUID, FLAMMABLE, N.O.S. or MERCAPTAN MIXTURE, LIQUID, FLAMMABLE, N.O.S.	3	F1	III	3	274	5 L	E1	P001 IBC03 LP01 R001		MP19	T4	TP1 TP29	LGBF		3	W12			CE4	30
3337	REFRIGERANT GAS R 404A (Pentafluoroethane, 1,1,1-trifluoroethane, and 1,1,1,2-tetrafluoroethane zeotropic mixture with approximately 44% pentafluoroethane and 52% 1,1,1-trifluoroethane)	2	2A		2.2 (+13)	662	120 ml	E1	P200		MP9	T50 (M)		PxBN(M)	TA4 TT9 TM6	3			CW9 CW10 CW36	CE3	20

UN No.	Name and description	Class	Classification code	Packing group	Labels	Special provisions	Limited and excepted quantities		Packaging			Portable tanks and bulk containers		RID Tanks		Transport category	Special provisions for carriage			Colis express (express parcels)	Hazard identification No.
									Packing instructions	Special packing provisions	Mixed packing provisions	Instructions	Special provisions	Tank code	Special provisions		Packages	Bulk	Loading, unloading and handling		
	3.1.2	2.2	2.2	2.1.1.3	5.2.2	3.3	3.4/3.5.1.2		4.1.4	4.1.4	4.1.10	4.2.5.2, 7.3.2	4.2.5.3	4.3	4.3.5, 6.8.4	1.1.3.1(c)	7.2.4	7.3.3	7.5.11	7.6	5.3.2.3
(1)	(2)	(3a)	(3b)	(4)	(5)	(6)	(7a)	(7b)	(8)	(9a)	(9b)	(10)	(11)	(12)	(13)	(15)	(16)	(17)	(18)	(19)	(20)
3338	REFRIGERANT GAS R 407A (Difluoromethane, pentafluoroethane, and 1,1,1,2-tetrafluoroethane zeotropic mixture with approximately 20% difluoromethane and 40% pentafluoroethane)	2	2A		2.2 (+13)	662	120 ml	E1	P200		MP9	T50 (M)		PxBN(M)	TA4 TT9 TM6	3			CW9 CW10 CW36	CE3	20
3339	REFRIGERANT GAS R 407B (Difluoromethane, pentafluoroethane, and 1,1,1,2-tetrafluoroethane zeotropic mixture with approximately 10% difluoromethane and 70% pentafluoroethane)	2	2A		2.2 (+13)	662	120 ml	E1	P200		MP9	T50 (M)		PxBN(M)	TA4 TT9 TM6	3			CW9 CW10 CW36	CE3	20
3340	REFRIGERANT GAS R 407C (Difluoromethane, pentafluoroethane, and 1,1,1,2-tetrafluoroethane zeotropic mixture with approximately 23% difluoromethane and 25% pentafluoroethane)	2	2A		2.2 (+13)	662	120 ml	E1	P200		MP9	T50 (M)		PxBN(M)	TA4 TT9 TM6	3			CW9 CW10 CW36	CE3	20
3341	THIOUREA DIOXIDE	4.2	S2	II	4.2		0	E2	P002 IBC06		MP14	T3	TP33	SGAV		2	W1			CE10	40
3341	THIOUREA DIOXIDE	4.2	S2	III	4.2		0	E1	P002 IBC08 LP02 R001	B3	MP14	T1	TP33	SGAV		3	W1			CE11	40
3342	XANTHATES	4.2	S2	II	4.2		0	E2	P002 IBC06		MP14	T3	TP33	SGAV		2	W1			CE10	40
3342	XANTHATES	4.2	S2	III	4.2		0	E1	P002 IBC08 LP02 R001	B3	MP14	T1	TP33	SGAV		3	W1			CE11	40
3343	NITROGLYCERIN MIXTURE, DESENSITIZED, LIQUID, FLAMMABLE, N.O.S. with not more than 30% nitroglycerin, by mass	3	D		3	274 278	0	E0	P099		MP2					0					30/ 33

UN No.	Name and description	Class	Classification code	Packing group	Labels	Special provisions	Limited and excepted quantities		Packaging			Portable tanks and bulk containers		RID Tanks		Transport category	Special provisions for carriage			Colis express (express parcels)	Hazard identification No.
									Packing instructions	Special packing provisions	Mixed packing provisions	Instructions	Special provisions	Tank code	Special provisions		Packages	Bulk	Loading, unloading and handling		
	3.1.2	2.2	2.2	2.1.1.3	5.2.2	3.3	3.4/3.5.1.2		4.1.4	4.1.4	4.1.10	4.2.5.2, 7.3.2	4.2.5.3	4.3	4.3.5, 6.8.4	1.1.3.1(c)	7.2.4	7.3.3	7.5.11	7.6	5.3.2.3
(1)	(2)	(3a)	(3b)	(4)	(5)	(6)	(7a)	(7b)	(8)	(9a)	(9b)	(10)	(11)	(12)	(13)	(15)	(16)	(17)	(18)	(19)	(20)
3344	PENTAERYTHRITATE TETRANITRATE (PENTAERYTHRITOL TETRANITRATE; PETN) MIXTURE, DESENSITIZED, SOLID, N.O.S. with more than 10% but not more than 20% PETN, by mass	4.1	D	II	4.1	272 274	0	E0	P099		MP2					2	W1			CE10	40
3345	PHENOXYACETIC ACID DERIVATIVE PESTICIDE, SOLID, TOXIC	6.1	T7	I	6.1	61 274 648	0	E5	P002 IBC07		MP18	T6	TP33	S10AH L10CH	TU14 TU15 TU38 TE21 TE22	1	W10		CW13 CW28 CW31	CE12	66
3345	PHENOXYACETIC ACID DERIVATIVE PESTICIDE, SOLID, TOXIC	6.1	T7	II	6.1	61 274 648	500 g	E4	P002 IBC08	B4	MP10	T3	TP33	SGAH L4BH	TU15	2	W11		CW13 CW28 CW31	CE9 CE12	60
3345	PHENOXYACETIC ACID DERIVATIVE PESTICIDE, SOLID, TOXIC	6.1	T7	III	6.1	61 274 648	5 kg	E1	P002 IBC08 LP02 R001	B3	MP10	T1	TP33	SGAH L4BH	TU15	2		VC1 VC2 AP7	CW13 CW28 CW31	CE11 CE12	60
3346	PHENOXYACETIC ACID DERIVATIVE PESTICIDE, LIQUID, FLAMMABLE, TOXIC, flash-point less than 23 °C	3	FT2	I	3+6.1	61 274	0	E0	P001		MP7 MP17	T14	TP2 TP27	L10CH	TU14 TU15 TU38 TE21 TE22	1			CW13 CW28		336
3346	PHENOXYACETIC ACID DERIVATIVE PESTICIDE, LIQUID, FLAMMABLE, TOXIC, flash-point less than 23 °C	3	FT2	II	3+6.1	61 274	1 L	E2	P001 IBC02 R001		MP19	T11	TP2 TP27	L4BH	TU15	2			CW13 CW28	CE7	336
3347	PHENOXYACETIC ACID DERIVATIVE PESTICIDE, LIQUID, TOXIC, FLAMMABLE, flash-point not less than 23 °C	6.1	TF2	I	6.1+3	61 274	0	E5	P001		MP8 MP17	T14	TP2 TP27	L10CH	TU14 TU15 TU38 TE21 TE22	1			CW13 CW28 CW31	CE12	663
3347	PHENOXYACETIC ACID DERIVATIVE PESTICIDE, LIQUID, TOXIC, FLAMMABLE, flash-point not less than 23 °C	6.1	TF2	II	6.1+3	61 274	100 ml	E4	P001 IBC02		MP15	T11	TP2 TP27	L4BH	TU15	2			CW13 CW28 CW31	CE5 CE12	63

UN No.	Name and description	Class	Classification code	Packing group	Labels	Special provisions	Limited and excepted quantities		Packaging			Portable tanks and bulk containers		RID Tanks		Transport category	Special provisions for carriage			Colis express (express parcels)	Hazard identification No.
									Packing instructions	Special packing provisions	Mixed packing provisions	Instructions	Special provisions	Tank code	Special provisions		Packages	Bulk	Loading, unloading and handling		
	3.1.2	2.2	2.2	2.1.1.3	5.2.2	3.3	3.4/3.5.1.2		4.1.4	4.1.4	4.1.10	4.2.5.2, 7.3.2	4.2.5.3	4.3	4.3.5, 6.8.4	1.1.3.1(c)	7.2.4	7.3.3	7.5.11	7.6	5.3.2.3
(1)	(2)	(3a)	(3b)	(4)	(5)	(6)	(7a)	(7b)	(8)	(9a)	(9b)	(10)	(11)	(12)	(13)	(15)	(16)	(17)	(18)	(19)	(20)
3347	PHENOXYACETIC ACID DERIVATIVE PESTICIDE, LIQUID, TOXIC, FLAMMABLE, flash-point not less than 23 °C	6.1	TF2	III	6.1+3	61 274	5 L	E1	P001 IBC03 R001		MP19	T7	TP2 TP28	L4BH	TU15	2	W12		CW13 CW28 CW31	CE8 CE12	63
3348	PHENOXYACETIC ACID DERIVATIVE PESTICIDE, LIQUID, TOXIC	6.1	T6	I	6.1	61 274 648	0	E5	P001		MP8 MP17	T14	TP2 TP27	L10CH	TU14 TU15 TU38 TE21 TE22	1			CW13 CW28 CW31	CE12	66
3348	PHENOXYACETIC ACID DERIVATIVE PESTICIDE, LIQUID, TOXIC	6.1	T6	II	6.1	61 274 648	100 ml	E4	P001 IBC02		MP15	T11	TP2 TP27	L4BH	TU15	2			CW13 CW28 CW31	CE5 CE12	60
3348	PHENOXYACETIC ACID DERIVATIVE PESTICIDE, LIQUID, TOXIC	6.1	T6	III	6.1	61 274 648	5 L	E1	P001 IBC03 LP01 R001		MP19	T7	TP2 TP28	L4BH	TU15	2	W12		CW13 CW28 CW31	CE8 CE12	60
3349	PYRETHROID PESTICIDE, SOLID, TOXIC	6.1	T7	I	6.1	61 274 648	0	E5	P002 IBC07		MP18	T6	TP33	S10AH L10CH	TU14 TU15 TU38 TE21 TE22	1	W10		CW13 CW28 CW31	CE12	66
3349	PYRETHROID PESTICIDE, SOLID, TOXIC	6.1	T7	II	6.1	61 274 648	500 g	E4	P002 IBC08	B4	MP10	T3	TP33	SGAH L4BH	TU15	2	W11		CW13 CW28 CW31	CE9 CE12	60
3349	PYRETHROID PESTICIDE, SOLID, TOXIC	6.1	T7	III	6.1	61 274 648	5 kg	E1	P002 IBC08 LP02 R001	B3	MP10	T1	TP33	SGAH L4BH	TU15	2		VC1 VC2 AP7	CW13 CW28 CW31	CE11 CE12	60
3350	PYRETHROID PESTICIDE, LIQUID, FLAMMABLE, TOXIC, flash-point less than 23 °C	3	FT2	I	3+6.1	61 274	0	E0	P001		MP7 MP17	T14	TP2 TP27	L10CH	TU14 TU15 TU38 TE21 TE22	1			CW13 CW28		336
3350	PYRETHROID PESTICIDE, LIQUID, FLAMMABLE, TOXIC, flash-point less than 23 °C	3	FT2	II	3+6.1	61 274	1 L	E2	P001 IBC02 R001		MP19	T11	TP2 TP27	L4BH	TU15	2			CW13 CW28	CE7	336

UN No.	Name and description	Class	Classification code	Packing group	Labels	Special provisions	Limited and excepted quantities		Packaging			Portable tanks and bulk containers		RID Tanks		Transport category	Special provisions for carriage			Colis express (express parcels)	Hazard identification No.
									Packing instructions	Special packing provisions	Mixed packing provisions	Instructions	Special provisions	Tank code	Special provisions		Packages	Bulk	Loading, unloading and handling		
	3.1.2	2.2	2.2	2.1.1.3	5.2.2	3.3	3.4/3.5.1.2		4.1.4	4.1.4	4.1.10	4.2.5.2, 7.3.2	4.2.5.3	4.3	4.3.5, 6.8.4	1.1.3.1(c)	7.2.4	7.3.3	7.5.11	7.6	5.3.2.3
(1)	(2)	(3a)	(3b)	(4)	(5)	(6)	(7a)	(7b)	(8)	(9a)	(9b)	(10)	(11)	(12)	(13)	(15)	(16)	(17)	(18)	(19)	(20)
3351	PYRETHROID PESTICIDE, LIQUID, TOXIC, FLAMMABLE, flash-point not less than 23 °C	6.1	TF2	I	6.1+3	61 274	0	E5	P001		MP8 MP17	T14	TP2 TP27	L10CH	TU14 TU15 TU38 TE21 TE22	1			CW13 CW28 CW31	CE12	663
3351	PYRETHROID PESTICIDE, LIQUID, TOXIC, FLAMMABLE, flash-point not less than 23 °C	6.1	TF2	II	6.1+3	61 274	100 ml	E4	P001 IBC02		MP15	T11	TP2 TP27	L4BH	TU15	2			CW13 CW28 CW31	CE5 CE12	63
3351	PYRETHROID PESTICIDE, LIQUID, TOXIC, FLAMMABLE, flash-point not less than 23 °C	6.1	TF2	III	6.1+3	61 274	5 L	E1	P001 IBC03 R001		MP19	T7	TP2 TP28	L4BH	TU15	2	W12		CW13 CW28 CW31	CE8 CE12	63
3352	PYRETHROID PESTICIDE, LIQUID, TOXIC	6.1	T6	I	6.1	61 274 648	0	E5	P001		MP8 MP17	T14	TP2 TP27	L10CH	TU14 TU15 TU38 TE21 TE22	1			CW13 CW28 CW31	CE12	66
3352	PYRETHROID PESTICIDE, LIQUID, TOXIC	6.1	T6	II	6.1	61 274 648	100 ml	E4	P001 IBC02		MP15	T11	TP2 TP27	L4BH	TU15	2			CW13 CW28 CW31	CE5 CE12	60
3352	PYRETHROID PESTICIDE, LIQUID, TOXIC	6.1	T6	III	6.1	61 274 648	5 L	E1	P001 IBC03 LP01 R001		MP19	T7	TP2 TP28	L4BH	TU15	2	W12		CW13 CW28 CW31	CE8 CE12	60
3354	INSECTICIDE GAS, FLAMMABLE, N.O.S.	2	2F		2.1 (+13)	274 662	0	E0	P200		MP9	(M)		PxBN(M)	TU38 TE22 TA4 TT9 TM6	2			CW9 CW10 CW36	CE3	23
3355	INSECTICIDE GAS, TOXIC, FLAMMABLE, N.O.S.	2	2TF		2.3+2.1 (+13)	274	0	E0	P200		MP9	(M)		PxBH(M)	TU6 TU38 TE22 TE25 TA4 TT9 TM6	1			CW9 CW10 CW36		263
3356	OXYGEN GENERATOR, CHEMICAL	5.1	O3		5.1	284	0	E0	P500		MP2					2			CW24		50

UN No.	Name and description	Class	Classification code	Packing group	Labels	Special provisions	Limited and excepted quantities		Packaging			Portable tanks and bulk containers		RID Tanks		Transport category	Special provisions for carriage			Colis express (express parcels)	Hazard identification No.
									Packing instructions	Special packing provisions	Mixed packing provisions	Instructions	Special provisions	Tank code	Special provisions		Packages	Bulk	Loading, unloading and handling		
	3.1.2	2.2	2.2	2.1.1.3	5.2.2	3.3	3.4/3.5.1.2		4.1.4	4.1.4	4.1.10	4.2.5.2, 7.3.2	4.2.5.3	4.3	4.3.5, 6.8.4	1.1.3.1(c)	7.2.4	7.3.3	7.5.11	7.6	5.3.2.3
(1)	(2)	(3a)	(3b)	(4)	(5)	(6)	(7a)	(7b)	(8)	(9a)	(9b)	(10)	(11)	(12)	(13)	(15)	(16)	(17)	(18)	(19)	(20)
3357	NITROGLYCERIN MIXTURE, DESENSITIZED, LIQUID, N.O.S. with not more than 30% nitroglycerin, by mass	3	D	II	3	274 288	0	E0	P099		MP2					2				CE7	33
3358	REFRIGERATING MACHINES containing flammable, non-toxic, liquefied gas	2	6F		2.1	291	0	E0	P003	PP32	MP9					2			CW9	CE2	23
3359	FUMIGATED CARGO TRANSPORT UNIT	9	M11			302										-					
3360	Fibres, vegetable, dry	4.1	F1	NOT SUBJECT TO RID																	
3361	CHLOROSILANES, TOXIC, CORROSIVE, N.O.S.	6.1	TC1	II	6.1+8	274	0	E0	P010		MP15	T14	TP2 TP7 TP27	L4BH	TU15	2			CW13 CW28 CW31	CE5	68
3362	CHLOROSILANES, TOXIC, CORROSIVE, FLAMMABLE, N.O.S.	6.1	TFC	II	6.1+3+8	274	0	E0	P010		MP15	T14	TP2 TP7 TP27	L4BH	TU15	2			CW13 CW28 CW31	CE5	638
3363	DANGEROUS GOODS IN MACHINERY or DANGEROUS GOODS IN APPARATUS	9	M11		9	301 672	0	E0	P907												
3364	TRINITROPHENOL (PICRIC ACID), WETTED with not less than 10% water, by mass	4.1	D	I	4.1		0	E0	P406	PP24	MP2					1	W1				40
3365	TRINITROCHLOROBENZENE (PICRYL CHLORIDE), WETTED with not less than 10% water, by mass	4.1	D	I	4.1		0	E0	P406	PP24	MP2					1	W1				40
3366	TRINITROTOLUENE (TNT), WETTED with not less than 10% water, by mass	4.1	D	I	4.1		0	E0	P406	PP24	MP2					1	W1				40
3367	TRINITROBENZENE, WETTED with not less than 10% water, by mass	4.1	D	I	4.1		0	E0	P406	PP24	MP2					1	W1				40
3368	TRINITROBENZOIC ACID, WETTED with not less than 10% water, by mass	4.1	D	I	4.1		0	E0	P406	PP24	MP2					1	W1				40
3369	SODIUM DINITRO- <i>o</i> -CRESOLATE, WETTED with not less than 10% water, by mass	4.1	DT	I	4.1+6.1		0	E0	P406	PP24	MP2					1	W1		CW13 CW28		46
3370	UREA NITRATE, WETTED with not less than 10% water, by mass	4.1	D	I	4.1		0	E0	P406	PP78	MP2					1	W1				40
3371	2-METHYLBUTANAL	3	F1	II	3		1 L	E2	P001 IBC02 R001		MP19	T4	TP1	LGBF		2				CE7	33

UN No.	Name and description	Class	Classification code	Packing group	Labels	Special provisions	Limited and excepted quantities		Packaging			Portable tanks and bulk containers		RID Tanks		Transport category	Special provisions for carriage			Colis express (express parcels)	Hazard identification No.
									Packing instructions	Special packing provisions	Mixed packing provisions	Instructions	Special provisions	Tank code	Special provisions		Packages	Bulk	Loading, unloading and handling		
	3.1.2	2.2	2.2	2.1.1.3	5.2.2	3.3	3.4/3.5.1.2		4.1.4	4.1.4	4.1.10	4.2.5.2, 7.3.2	4.2.5.3	4.3	4.3.5, 6.8.4	1.1.3.1(c)	7.2.4	7.3.3	7.5.11	7.6	5.3.2.3
(1)	(2)	(3a)	(3b)	(4)	(5)	(6)	(7a)	(7b)	(8)	(9a)	(9b)	(10)	(11)	(12)	(13)	(15)	(16)	(17)	(18)	(19)	(20)
3373	BIOLOGICAL SUBSTANCE, CATEGORY B	6.2	I4		6.2	319	0	E0	P650			T1	TP1	L4BH	TU15 TU37	-				CE14	606
3373	BIOLOGICAL SUBSTANCE, CATEGORY B (animal material only)	6.2	I4		6.2	319	0	E0	P650			T1 BK1 BK2	TP1	L4BH	TU15 TU37	-				CE14	606
3374	ACETYLENE, SOLVENT FREE	2	2F		2.1	662	0	E0	P200		MP9					2			CW9 CW10 CW36	CE3	239
3375	AMMONIUM NITRATE EMULSION or SUSPENSION or GEL, intermediate for blasting explosives, liquid	5.1	O1	II	5.1	309	0	E2	P505 IBC02	B16	MP2	T1	TP1 TP9 TP17 TP32	LGAV(+)	TU3 TU12 TU39 TE10 TE23 TA1 TA3	2			CW24		50
3375	AMMONIUM NITRATE EMULSION or SUSPENSION or GEL, intermediate for blasting explosives, solid	5.1	O2	II	5.1	309	0	E2	P505 IBC02	B16	MP2	T1	TP1 TP9 TP17 TP32	SGAV(+)	TU3 TU12 TU39 TE10 TE23 TA1 TA3	2			CW24		50
3376	4-NITROPHENYLHYDRAZINE, with not less than 30% water, by mass	4.1	D	I	4.1		0	E0	P406	PP26	MP2					1	W1			CE10	40
3377	SODIUM PERBORATE MONOHYDRATE	5.1	O2	III	5.1		5 kg	E1	P002 IBC08 LP02 R001	B3	MP10	T1 BK1 BK2 BK3	TP33	SGAV	TU3	3		VC1 VC2 AP6 AP7	CW24	CE11	50
3378	SODIUM CARBONATE PEROXYHYDRATE	5.1	O2	II	5.1		1 kg	E2	P002 IBC08	B4	MP10	T3 BK1 BK2	TP33	SGAV	TU3	2	W11	VC1 VC2 AP6 AP7	CW24	CE10	50
3378	SODIUM CARBONATE PEROXYHYDRATE	5.1	O2	III	5.1		5 kg	E1	P002 IBC08 LP02 R001	B3	MP10	T1 BK1 BK2 BK3	TP33	SGAV	TU3	3		VC1 VC2 AP6 AP7	CW24	CE11	50

UN No.	Name and description	Class	Classification code	Packing group	Labels	Special provisions	Limited and excepted quantities		Packaging			Portable tanks and bulk containers		RID Tanks		Transport category	Special provisions for carriage			Colis express (express parcels)	Hazard identification No.
									Packing instructions	Special packing provisions	Mixed packing provisions	Instructions	Special provisions	Tank code	Special provisions		Packages	Bulk	Loading, unloading and handling		
	3.1.2	2.2	2.2	2.1.1.3	5.2.2	3.3	3.4/3.5.1.2		4.1.4	4.1.4	4.1.10	4.2.5.2, 7.3.2	4.2.5.3	4.3	4.3.5, 6.8.4	1.1.3.1(c)	7.2.4	7.3.3	7.5.11	7.6	5.3.2.3
(1)	(2)	(3a)	(3b)	(4)	(5)	(6)	(7a)	(7b)	(8)	(9a)	(9b)	(10)	(11)	(12)	(13)	(15)	(16)	(17)	(18)	(19)	(20)
3379	DESENSITIZED EXPLOSIVE, LIQUID, N.O.S.	3	D	I	3	274 311	0	E0	P099		MP2					1					33
3380	DESENSITIZED EXPLOSIVE, SOLID, N.O.S.	4.1	D	I	4.1	274 311	0	E0	P099		MP2					1	W1				40
3381	TOXIC BY INHALATION LIQUID, N.O.S. with an LC ₅₀ lower than or equal to 200 ml/m ³ and saturated vapour concentration greater than or equal to 500 LC ₅₀	6.1	T1 or T4	I	6.1	274	0	E0	P601		MP8 MP17	T22	TP2	L15CH	TU14 TU15 TU38 TE21 TE22 TE25	1			CW13 CW28 CW31		66
3382	TOXIC BY INHALATION LIQUID, N.O.S. with an LC ₅₀ lower than or equal to 1000 ml/m ³ and saturated vapour concentration greater than or equal to 10 LC ₅₀	6.1	T1 or T4	I	6.1	274	0	E0	P602		MP8 MP17	T20	TP2	L10CH	TU14 TU15 TU38 TE21 TE22	1			CW13 CW28 CW31		66
3383	TOXIC BY INHALATION LIQUID, FLAMMABLE, N.O.S. with an LC ₅₀ lower than or equal to 200 ml/m ³ and saturated vapour concentration greater than or equal to 500 LC ₅₀	6.1	TF1	I	6.1+3	274	0	E0	P601		MP8 MP17	T22	TP2	L15CH	TU14 TU15 TU38 TE21 TE22 TE25	1			CW13 CW28 CW31		663
3384	TOXIC BY INHALATION LIQUID, FLAMMABLE, N.O.S. with an LC ₅₀ lower than or equal to 1000 ml/m ³ and saturated vapour concentration greater than or equal to 10 LC ₅₀	6.1	TF1	I	6.1+3	274	0	E0	P602		MP8 MP17	T20	TP2	L10CH	TU14 TU15 TU38 TE21 TE22	1			CW13 CW28 CW31		663
3385	TOXIC BY INHALATION LIQUID, WATER-REACTIVE, N.O.S. with an LC ₅₀ lower than or equal to 200 ml/m ³ and saturated vapour concentration greater than or equal to 500 LC ₅₀	6.1	TW1	I	6.1+4.3	274	0	E0	P601		MP8 MP17	T22	TP2	L15CH	TU14 TU15 TU38 TE21 TE22 TE25	1			CW13 CW28 CW31		623
3386	TOXIC BY INHALATION LIQUID, WATER-REACTIVE, N.O.S. with an LC ₅₀ lower than or equal to 1000 ml/m ³ and saturated vapour concentration greater than or equal to 10 LC ₅₀	6.1	TW1	I	6.1+4.3	274	0	E0	P602		MP8 MP17	T20	TP2	L10CH	TU14 TU15 TU38 TE21 TE22	1			CW13 CW28 CW31		623

UN No.	Name and description	Class	Classification code	Packing group	Labels	Special provisions	Limited and excepted quantities		Packaging			Portable tanks and bulk containers		RID Tanks		Transport category	Special provisions for carriage			Colis express (express parcels)	Hazard identification No.
									Packing instructions	Special packing provisions	Mixed packing provisions	Instructions	Special provisions	Tank code	Special provisions		Packages	Bulk	Loading, unloading and handling		
	3.1.2	2.2	2.2	2.1.1.3	5.2.2	3.3	3.4/3.5.1.2		4.1.4	4.1.4	4.1.10	4.2.5.2, 7.3.2	4.2.5.3	4.3	4.3.5, 6.8.4	1.1.3.1(c)	7.2.4	7.3.3	7.5.11	7.6	5.3.2.3
(1)	(2)	(3a)	(3b)	(4)	(5)	(6)	(7a)	(7b)	(8)	(9a)	(9b)	(10)	(11)	(12)	(13)	(15)	(16)	(17)	(18)	(19)	(20)
3387	TOXIC BY INHALATION LIQUID, OXIDIZING, N.O.S. with an LC ₅₀ lower than or equal to 200 ml/m ³ and saturated vapour concentration greater than or equal to 500 LC ₅₀	6.1	TO1	I	6.1+5.1	274	0	E0	P601		MP8 MP17	T22	TP2	L15CH	TU14 TU15 TU38 TE21 TE22 TE25	1			CW13 CW28 CW31		665
3388	TOXIC BY INHALATION LIQUID, OXIDIZING, N.O.S. with an LC ₅₀ lower than or equal to 1000 ml/m ³ and saturated vapour concentration greater than or equal to 10 LC ₅₀	6.1	TO1	I	6.1+5.1	274	0	E0	P602		MP8 MP17	T20	TP2	L10CH	TU14 TU15 TU38 TE21 TE22	1			CW13 CW28 CW31		665
3389	TOXIC BY INHALATION LIQUID, CORROSIVE, N.O.S. with an LC ₅₀ lower than or equal to 200 ml/m ³ and saturated vapour concentration greater than or equal to 500 LC ₅₀	6.1	TC1 or TC3	I	6.1+8	274	0	E0	P601		MP8 MP17	T22	TP2	L15CH	TU14 TU15 TU38 TE21 TE22 TE25	1			CW13 CW28 CW31		668
3390	TOXIC BY INHALATION LIQUID, CORROSIVE, N.O.S. with an LC ₅₀ lower than or equal to 1000 ml/m ³ and saturated vapour concentration greater than or equal to 10 LC ₅₀	6.1	TC1 or TC3	I	6.1+8	274	0	E0	P602		MP8 MP17	T20	TP2	L10CH	TU14 TU15 TU38 TE21 TE22	1			CW13 CW28 CW31		668
3391	ORGANOMETALLIC SUBSTANCE, SOLID, PYROPHORIC	4.2	S5	I	4.2	274	0	E0	P404	PP86	MP2	T21	TP7 TP33 TP36	L21DH	TU4 TU14 TU22 TU38 TC1 TE21 TE22 TE25 TM1	0	W1				43

UN No.	Name and description	Class	Classification code	Packing group	Labels	Special provisions	Limited and excepted quantities		Packaging			Portable tanks and bulk containers		RID Tanks		Transport category	Special provisions for carriage			Colis express (express parcels)	Hazard identification No.
									Packing instructions	Special packing provisions	Mixed packing provisions	Instructions	Special provisions	Tank code	Special provisions		Packages	Bulk	Loading, unloading and handling		
	3.1.2	2.2	2.2	2.1.1.3	5.2.2	3.3	3.4/3.5.1.2		4.1.4	4.1.4	4.1.10	4.2.5.2, 7.3.2	4.2.5.3	4.3	4.3.5, 6.8.4	1.1.3.1(c)	7.2.4	7.3.3	7.5.11	7.6	5.3.2.3
(1)	(2)	(3a)	(3b)	(4)	(5)	(6)	(7a)	(7b)	(8)	(9a)	(9b)	(10)	(11)	(12)	(13)	(15)	(16)	(17)	(18)	(19)	(20)
3392	ORGANOMETALLIC SUBSTANCE, LIQUID, PYROPHORIC	4.2	S5	I	4.2	274	0	E0	P400	PP86	MP2	T21	TP2 TP7 TP36	L21DH	TU4 TU14 TU22 TU38 TC1 TE21 TE22 TE25 TM1	0	W1				333
3393	ORGANOMETALLIC SUBSTANCE, SOLID, PYROPHORIC, WATER-REACTIVE	4.2	SW	I	4.2+4.3	274	0	E0	P404	PP86	MP2	T21	TP7 TP33 TP36 TP41	L21DH	TU4 TU14 TU22 TU38 TC1 TE21 TE22 TE25 TM1	0	W1				X432
3394	ORGANOMETALLIC SUBSTANCE, LIQUID, PYROPHORIC, WATER-REACTIVE	4.2	SW	I	4.2+4.3	274	0	E0	P400	PP86	MP2	T21	TP2 TP7 TP36 TP41	L21DH	TU4 TU14 TU22 TU38 TC1 TE21 TE22 TE25 TM1	0	W1				X333
3395	ORGANOMETALLIC SUBSTANCE, SOLID, WATER-REACTIVE	4.3	W2	I	4.3	274	0	E0	P403		MP2	T9	TP7 TP33 TP36 TP41	S10AN L10DH	TU4 TU14 TU22 TU38 TE21 TE22 TM2	1	W1		CW23		X423
3395	ORGANOMETALLIC SUBSTANCE, SOLID, WATER-REACTIVE	4.3	W2	II	4.3	274	500 g	E2	P410 IBC04		MP14	T3	TP33 TP36 TP41	SGAN L4DH	TU14 TE21 TM2	2	W1		CW23	CE10	423

UN No.	Name and description	Class	Classification code	Packing group	Labels	Special provisions	Limited and excepted quantities		Packaging			Portable tanks and bulk containers		RID Tanks		Transport category	Special provisions for carriage			Colis express (express parcels)	Hazard identification No.
									Packing instructions	Special packing provisions	Mixed packing provisions	Instructions	Special provisions	Tank code	Special provisions		Packages	Bulk	Loading, unloading and handling		
	3.1.2	2.2	2.2	2.1.1.3	5.2.2	3.3	3.4/3.5.1.2		4.1.4	4.1.4	4.1.10	4.2.5.2, 7.3.2	4.2.5.3	4.3	4.3.5, 6.8.4	1.1.3.1(c)	7.2.4	7.3.3	7.5.11	7.6	5.3.2.3
(1)	(2)	(3a)	(3b)	(4)	(5)	(6)	(7a)	(7b)	(8)	(9a)	(9b)	(10)	(11)	(12)	(13)	(15)	(16)	(17)	(18)	(19)	(20)
3395	ORGANOMETALLIC SUBSTANCE, SOLID, WATER-REACTIVE	4.3	W2	III	4.3	274	1 kg	E1	P410 IBC06		MP14	T1	TP33 TP36 TP41	SGAN L4DH	TU14 TE21 TM2	3	W1		CW23	CE11	423
3396	ORGANOMETALLIC SUBSTANCE, SOLID, WATER-REACTIVE, FLAMMABLE	4.3	WF2	I	4.3+4.1	274	0	E0	P403		MP2	T9	TP7 TP33 TP36 TP41	S10AN L10DH	TU4 TU14 TU22 TU38 TE21 TE22 TM2	0	W1		CW23		X423
3396	ORGANOMETALLIC SUBSTANCE, SOLID, WATER-REACTIVE, FLAMMABLE	4.3	WF2	II	4.3+4.1	274	500 g	E2	P410 IBC04		MP14	T3	TP33 TP36 TP41	SGAN L4DH	TU14 TE21 TM2	0	W1		CW23	CE10	423
3396	ORGANOMETALLIC SUBSTANCE, SOLID, WATER-REACTIVE, FLAMMABLE	4.3	WF2	III	4.3+4.1	274	1 kg	E1	P410 IBC06		MP14	T1	TP33 TP36 TP41	SGAN L4DH	TU14 TE21 TM2	0	W1		CW23	CE11	423
3397	ORGANOMETALLIC SUBSTANCE, SOLID, WATER-REACTIVE, SELF-HEATING	4.3	WS	I	4.3+4.2	274	0	E0	P403		MP2	T9	TP7 TP33 TP36 TP41	S10AN L10DH	TU14 TU38 TE21 TE22 TM2	1	W1		CW23		X423
3397	ORGANOMETALLIC SUBSTANCE, SOLID, WATER-REACTIVE, SELF-HEATING	4.3	WS	II	4.3+4.2	274	500 g	E2	P410 IBC04		MP14	T3	TP33 TP36 TP41	SGAN L4DH		2	W1		CW23	CE10	423
3397	ORGANOMETALLIC SUBSTANCE, SOLID, WATER-REACTIVE, SELF-HEATING	4.3	WS	III	4.3+4.2	274	1 kg	E1	P410 IBC06		MP14	T1	TP33 TP36 TP41	SGAN L4DH		3	W1		CW23	CE11	423
3398	ORGANOMETALLIC SUBSTANCE, LIQUID, WATER-REACTIVE	4.3	W1	I	4.3	274	0	E0	P402		MP2	T13	TP2 TP7 TP36 TP41	L10DH	TU4 TU14 TU22 TU38 TE21 TE22 TM2	0	W1		CW23		X323

UN No.	Name and description	Class	Classification code	Packing group	Labels	Special provisions	Limited and excepted quantities		Packaging			Portable tanks and bulk containers		RID Tanks		Transport category	Special provisions for carriage			Colis express (express parcels)	Hazard identification No.
									Packing instructions	Special packing provisions	Mixed packing provisions	Instructions	Special provisions	Tank code	Special provisions		Packages	Bulk	Loading, unloading and handling		
	3.1.2	2.2	2.2	2.1.1.3	5.2.2	3.3	3.4/3.5.1.2		4.1.4	4.1.4	4.1.10	4.2.5.2, 7.3.2	4.2.5.3	4.3	4.3.5, 6.8.4	1.1.3.1(c)	7.2.4	7.3.3	7.5.11	7.6	5.3.2.3
(1)	(2)	(3a)	(3b)	(4)	(5)	(6)	(7a)	(7b)	(8)	(9a)	(9b)	(10)	(11)	(12)	(13)	(15)	(16)	(17)	(18)	(19)	(20)
3398	ORGANOMETALLIC SUBSTANCE, LIQUID, WATER-REACTIVE	4.3	W1	II	4.3	274	500 ml	E2	P001 IBC01		MP15	T7	TP2 TP7 TP36 TP41	L4DH	TU14 TE21 TM2	0	W1		CW23	CE7	323
3398	ORGANOMETALLIC SUBSTANCE, LIQUID, WATER-REACTIVE	4.3	W1	III	4.3	274	1 L	E1	P001 IBC02		MP15	T7	TP2 TP7 TP36 TP41	L4DH	TU14 TE21 TM2	0	W1		CW23	CE8	323
3399	ORGANOMETALLIC SUBSTANCE, LIQUID, WATER-REACTIVE, FLAMMABLE	4.3	WF1	I	4.3+3	274	0	E0	P402		MP2	T13	TP2 TP7 TP36 TP41	L10DH	TU4 TU14 TU22 TU38 TE21 TE22 TM2	0	W1		CW23		X323
3399	ORGANOMETALLIC SUBSTANCE, LIQUID, WATER-REACTIVE, FLAMMABLE	4.3	WF1	II	4.3+3	274	500 ml	E2	P001 IBC01		MP15	T7	TP2 TP7 TP36 TP41	L4DH	TU4 TU14 TU22 TE21 TM2	0	W1		CW23	CE7	323
3399	ORGANOMETALLIC SUBSTANCE, LIQUID, WATER-REACTIVE, FLAMMABLE	4.3	WF1	III	4.3+3	274	1 L	E1	P001 IBC02 R001		MP15	T7	TP2 TP7 TP36 TP41	L4DH	TU14 TE21 TM2	0	W1		CW23	CE8	323
3400	ORGANOMETALLIC SUBSTANCE, SOLID, SELF-HEATING	4.2	S5	II	4.2	274	500 g	E2	P410 IBC06		MP14	T3	TP33 TP36	SGAN L4BN		2	W1			CE10	40
3400	ORGANOMETALLIC SUBSTANCE, SOLID, SELF-HEATING	4.2	S5	III	4.2	274	1 kg	E1	P002 IBC08		MP14	T1	TP33 TP36	SGAN L4BN		3	W1			CE11	40
3401	ALKALI METAL AMALGAM, SOLID	4.3	W2	I	4.3	182	0	E0	P403		MP2	T9	TP7 TP33	L10BN(+)	TU1 TE5 TT3 TM2	1	W1		CW23		X423
3402	ALKALINE EARTH METAL AMALGAM, SOLID	4.3	W2	I	4.3	183 506	0	E0	P403		MP2	T9	TP7 TP33	L10BN(+)	TU1 TE5 TT3 TM2	1	W1		CW23		X423

UN No.	Name and description	Class	Classification code	Packing group	Labels	Special provisions	Limited and excepted quantities		Packaging			Portable tanks and bulk containers		RID Tanks		Transport category	Special provisions for carriage			Colis express (express parcels)	Hazard identification No.
									Packing instructions	Special packing provisions	Mixed packing provisions	Instructions	Special provisions	Tank code	Special provisions		Packages	Bulk	Loading, unloading and handling		
	3.1.2	2.2	2.2	2.1.1.3	5.2.2	3.3	3.4/3.5.1.2		4.1.4	4.1.4	4.1.10	4.2.5.2, 7.3.2	4.2.5.3	4.3	4.3.5, 6.8.4	1.1.3.1(c)	7.2.4	7.3.3	7.5.11	7.6	5.3.2.3
(1)	(2)	(3a)	(3b)	(4)	(5)	(6)	(7a)	(7b)	(8)	(9a)	(9b)	(10)	(11)	(12)	(13)	(15)	(16)	(17)	(18)	(19)	(20)
3403	POTASSIUM METAL ALLOYS, SOLID	4.3	W2	I	4.3		0	E0	P403		MP2	T9	TP7 TP33	L10BN(+)	TU1 TE5 TT3 TM2	1	W1		CW23		X423
3404	POTASSIUM SODIUM ALLOYS, SOLID	4.3	W2	I	4.3		0	E0	P403		MP2	T9	TP7 TP33	L10BN(+)	TU1 TE5 TT3 TM2	1	W1		CW23		X423
3405	BARIUM CHLORATE SOLUTION	5.1	OT1	II	5.1+6.1		1 L	E2	P504 IBC02		MP2	T4	TP1	L4BN	TU3	2			CW24 CW28	CE6	56
3405	BARIUM CHLORATE SOLUTION	5.1	OT1	III	5.1+6.1		5 L	E1	P001 IBC02		MP2	T4	TP1	LGBV	TU3	3			CW24 CW28	CE8	56
3406	BARIUM PERCHLORATE SOLUTION	5.1	OT1	II	5.1+6.1		1 L	E2	P504 IBC02		MP2	T4	TP1	L4BN	TU3	2			CW24 CW28	CE6	56
3406	BARIUM PERCHLORATE SOLUTION	5.1	OT1	III	5.1+6.1		5 L	E1	P001 IBC02		MP2	T4	TP1	LGBV	TU3	3			CW24 CW28	CE8	56
3407	CHLORATE AND MAGNESIUM CHLORIDE MIXTURE SOLUTION	5.1	O1	II	5.1		1 L	E2	P504 IBC02		MP2	T4	TP1	L4BN	TU3	2			CW24	CE6	50
3407	CHLORATE AND MAGNESIUM CHLORIDE MIXTURE SOLUTION	5.1	O1	III	5.1		5 L	E1	P504 IBC02		MP2	T4	TP1	LGBV	TU3	3			CW24	CE8	50
3408	LEAD PERCHLORATE SOLUTION	5.1	OT1	II	5.1+6.1		1 L	E2	P504 IBC02		MP2	T4	TP1	L4BN	TU3	2			CW24 CW28	CE6	56
3408	LEAD PERCHLORATE SOLUTION	5.1	OT1	III	5.1+6.1		5 L	E1	P001 IBC02		MP2	T4	TP1	LGBV	TU3	3			CW24 CW28	CE8	56
3409	CHLORONITROBENZENES, LIQUID	6.1	T1	II	6.1	279	100 ml	E4	P001 IBC02		MP15	T7	TP2	L4BH	TU15	2			CW13 CW28 CW31	CE5	60
3410	4-CHLORO- <i>o</i> -TOLUIDINE HYDROCHLORIDE SOLUTION	6.1	T1	III	6.1		5 L	E1	P001 IBC03 R001		MP19	T4	TP1	L4BH	TU15	2	W12		CW13 CW28 CW31	CE8	60
3411	beta-NAPHTHYLAMINE SOLUTION	6.1	T1	II	6.1		100 ml	E4	P001 IBC02		MP15	T7	TP2	L4BH	TU15	2			CW13 CW28 CW31	CE5	60
3411	beta-NAPHTHYLAMINE SOLUTION	6.1	T1	III	6.1		5 L	E1	P001 IBC02		MP19	T7	TP2	L4BH	TU15	2			CW13 CW28 CW31	CE8	60

UN No.	Name and description	Class	Classification code	Packing group	Labels	Special provisions	Limited and excepted quantities		Packaging			Portable tanks and bulk containers		RID Tanks		Transport category	Special provisions for carriage			Colis express (express parcels)	Hazard identification No.
									Packing instructions	Special packing provisions	Mixed packing provisions	Instructions	Special provisions	Tank code	Special provisions		Packages	Bulk	Loading, unloading and handling		
	3.1.2	2.2	2.2	2.1.1.3	5.2.2	3.3	3.4/3.5.1.2		4.1.4	4.1.4	4.1.10	4.2.5.2, 7.3.2	4.2.5.3	4.3	4.3.5, 6.8.4	1.1.3.1(c)	7.2.4	7.3.3	7.5.11	7.6	5.3.2.3
(1)	(2)	(3a)	(3b)	(4)	(5)	(6)	(7a)	(7b)	(8)	(9a)	(9b)	(10)	(11)	(12)	(13)	(15)	(16)	(17)	(18)	(19)	(20)
3412	FORMIC ACID with not less than 10% but not more than 85% acid by mass	8	C3	II	8		1 L	E2	P001 IBC02		MP15	T7	TP2	L4BN		2				CE6	80
3412	FORMIC ACID with not less than 5% but less than 10% acid by mass	8	C3	III	8		5 L	E1	P001 IBC03 LP01 R001		MP19	T4	TP1	L4BN		3	W12			CE8	80
3413	POTASSIUM CYANIDE SOLUTION	6.1	T4	I	6.1		0	E5	P001		MP8 MP17	T14	TP2	L10CH	TU14 TU15 TU38 TE21 TE22	1			CW13 CW28 CW31		66
3413	POTASSIUM CYANIDE SOLUTION	6.1	T4	II	6.1		100 ml	E4	P001 IBC02		MP15	T11	TP2 TP27	L4BH	TU15	2			CW13 CW28 CW31	CE5	60
3413	POTASSIUM CYANIDE SOLUTION	6.1	T4	III	6.1		5 L	E1	P001 IBC03 LP01 R001		MP19	T7	TP2 TP28	L4BH	TU15	2	W12		CW13 CW28 CW31	CE8	60
3414	SODIUM CYANIDE SOLUTION	6.1	T4	I	6.1		0	E5	P001		MP8 MP17	T14	TP2	L10CH	TU14 TU15 TU38 TE21 TE22	1			CW13 CW28 CW31		66
3414	SODIUM CYANIDE SOLUTION	6.1	T4	II	6.1		100 ml	E4	P001 IBC02		MP15	T11	TP2 TP27	L4BH	TU15	2			CW13 CW28 CW31	CE5	60
3414	SODIUM CYANIDE SOLUTION	6.1	T4	III	6.1		5 L	E1	P001 IBC03 LP01 R001		MP19	T7	TP2 TP28	L4BH	TU15	2	W12		CW13 CW28 CW31	CE8	60
3415	SODIUM FLUORIDE SOLUTION	6.1	T4	III	6.1		5 L	E1	P001 IBC03 LP01 R001		MP19	T4	TP1	L4BH	TU15	2	W12		CW13 CW28 CW31	CE8	60
3416	CHLOROACETOPHENONE, LIQUID	6.1	T1	II	6.1		0	E0	P001 IBC02		MP15	T7	TP2	L4BH	TU15	2			CW13 CW28 CW31	CE5	60

UN No.	Name and description	Class	Classification code	Packing group	Labels	Special provisions	Limited and excepted quantities		Packaging			Portable tanks and bulk containers		RID Tanks		Transport category	Special provisions for carriage			Colis express (express parcels)	Hazard identification No.
									Packing instructions	Special packing provisions	Mixed packing provisions	Instructions	Special provisions	Tank code	Special provisions		Packages	Bulk	Loading, unloading and handling		
	3.1.2	2.2	2.2	2.1.1.3	5.2.2	3.3	3.4/3.5.1.2		4.1.4	4.1.4	4.1.10	4.2.5.2, 7.3.2	4.2.5.3	4.3	4.3.5, 6.8.4	1.1.3.1(c)	7.2.4	7.3.3	7.5.11	7.6	5.3.2.3
(1)	(2)	(3a)	(3b)	(4)	(5)	(6)	(7a)	(7b)	(8)	(9a)	(9b)	(10)	(11)	(12)	(13)	(15)	(16)	(17)	(18)	(19)	(20)
3417	XYLYL BROMIDE, SOLID	6.1	T2	II	6.1		0	E4	P002 IBC08	B4	MP10	T3	TP33	SGAH L4BH	TU15	2	W11		CW13 CW28 CW31	CE9	60
3418	2,4-TOLUYLENEDIAMINE SOLUTION	6.1	T1	III	6.1		5 L	E1	P001 IBC03 LP01 R001		MP19	T4	TP1	L4BH	TU15	2	W12		CW13 CW28 CW31	CE8	60
3419	BORON TRIFLUORIDE ACETIC ACID COMPLEX, SOLID	8	C4	II	8		1 kg	E2	P002 IBC08	B4	MP10	T3	TP33	SGAN L4BN		2	W11			CE10	80
3420	BORON TRIFLUORIDE PROPIONIC ACID COMPLEX, SOLID	8	C4	II	8		1 kg	E2	P002 IBC08	B4	MP10	T3	TP33	SGAN L4BN		2	W11			CE10	80
3421	POTASSIUM HYDROGENDIFLUORIDE SOLUTION	8	CT1	II	8+6.1		1 L	E2	P001 IBC02		MP15	T7	TP2	L4DH	TU14 TE17 TE21 TT4	2			CW13 CW28	CE6	86
3421	POTASSIUM HYDROGENDIFLUORIDE SOLUTION	8	CT1	III	8+6.1		5 L	E1	P001 IBC03 R001		MP19	T4	TP1	L4DH	TU14 TE21	3	W12		CW13 CW28	CE8	86
3422	POTASSIUM FLUORIDE SOLUTION	6.1	T4	III	6.1		5 L	E1	P001 IBC03 LP01 R001		MP19	T4	TP1	L4BH	TU15	2	W12		CW13 CW28 CW31	CE8	60
3423	TETRAMETHYLAMMONIUM HYDROXIDE, SOLID	8	C8	II	8		1 kg	E2	P002 IBC08	B4	MP10	T3	TP33	SGAN L4BN		2	W11			CE10	80
3424	AMMONIUM DINITRO-o-CRESOLATE SOLUTION	6.1	T1	II	6.1		100 ml	E4	P001 IBC02		MP15	T7	TP2	L4BH	TU15	2			CW13 CW28 CW31	CE5	60
3424	AMMONIUM DINITRO-o-CRESOLATE SOLUTION	6.1	T1	III	6.1		5 L	E1	P001 IBC02		MP19	T7	TP2	L4BH	TU15	2			CW13 CW28 CW31	CE8	60
3425	BROMOACETIC ACID, SOLID	8	C4	II	8		1 kg	E2	P002 IBC08	B4	MP10	T3	TP33	SGAN L4BN		2	W11			CE10	80
3426	ACRYLAMIDE SOLUTION	6.1	T1	III	6.1		5 L	E1	P001 IBC03 LP01 R001		MP19	T4	TP1	L4BH	TU15	2	W12		CW13 CW28 CW31	CE8	60

UN No.	Name and description	Class	Classification code	Packing group	Labels	Special provisions	Limited and excepted quantities		Packaging			Portable tanks and bulk containers		RID Tanks		Transport category	Special provisions for carriage			Colis express (express parcels)	Hazard identification No.
									Packing instructions	Special packing provisions	Mixed packing provisions	Instructions	Special provisions	Tank code	Special provisions		Packages	Bulk	Loading, unloading and handling		
	3.1.2	2.2	2.2	2.1.1.3	5.2.2	3.3	3.4/3.5.1.2		4.1.4	4.1.4	4.1.10	4.2.5.2, 7.3.2	4.2.5.3	4.3	4.3.5, 6.8.4	1.1.3.1(c)	7.2.4	7.3.3	7.5.11	7.6	5.3.2.3
(1)	(2)	(3a)	(3b)	(4)	(5)	(6)	(7a)	(7b)	(8)	(9a)	(9b)	(10)	(11)	(12)	(13)	(15)	(16)	(17)	(18)	(19)	(20)
3427	CHLOROBENZYL CHLORIDES, SOLID	6.1	T2	III	6.1		5 kg	E1	P002 IBC08 LP02 R001	B3	MP10	T1	TP33	SGAH L4BH	TU15	2		VC1 VC2 AP7	CW13 CW28 CW31	CE11	60
3428	3-CHLORO-4-METHYLPHENYL ISOCYANATE, SOLID	6.1	T2	II	6.1		500 g	E4	P002 IBC08	B4	MP10	T3	TP33	SGAH L4BH	TU15	2	W11		CW13 CW28 CW31	CE9	60
3429	CHLOROTOLUIDINES, LIQUID	6.1	T1	III	6.1		5 L	E1	P001 IBC03 LP01 R001		MP19	T4	TP1	L4BH	TU15	2	W12		CW13 CW28 CW31	CE8	60
3430	XYLENOLS, LIQUID	6.1	T1	II	6.1		100 ml	E4	P001 IBC02		MP15	T7	TP2	L4BH	TU15	2			CW13 CW28 CW31	CE5	60
3431	NITROBENZOTRIFLUORIDES, SOLID	6.1	T2	II	6.1		500 g	E4	P002 IBC08	B4	MP10	T3	TP33	SGAH L4BH	TU15	2	W11		CW13 CW28 CW31	CE9	60
3432	POLYCHLORINATED BIPHENYLS, SOLID	9	M2	II	9	305	1 kg	E2	P906 IBC08	B4	MP10	T3	TP33	S4AH L4BH	TU15	0	W11	VC1 VC2 AP9	CW13 CW28 CW31	CE9	90
3434	NITROCRESOLS, LIQUID	6.1	T1	III	6.1		5 L	E1	P001 IBC03 LP01 R001		MP19	T4	TP1	L4BH	TU15	2	W12		CW13 CW28 CW31	CE8	60
3436	HEXAFLUOROACETONE HYDRATE, SOLID	6.1	T2	II	6.1		500 g	E4	P002 IBC08	B4	MP10	T3	TP33	SGAH L4BH	TU15	2	W11		CW13 CW28 CW31	CE9	60
3437	CHLOROCRESOLS, SOLID	6.1	T2	II	6.1		500 g	E4	P002 IBC08	B4	MP10	T3	TP33	SGAH L4BH	TU15	2	W11		CW13 CW28 CW31	CE9	60
3438	alpha-METHYLBENZYL ALCOHOL, SOLID	6.1	T2	III	6.1		5 kg	E1	P002 IBC08 LP02 R001	B3	MP10	T1	TP33	SGAH L4BH	TU15	2		VC1 VC2 AP7	CW13 CW28 CW31	CE11	60

UN No.	Name and description	Class	Classification code	Packing group	Labels	Special provisions	Limited and excepted quantities		Packaging			Portable tanks and bulk containers		RID Tanks		Transport category	Special provisions for carriage			Colis express (express parcels)	Hazard identification No.
									Packing instructions	Special packing provisions	Mixed packing provisions	Instructions	Special provisions	Tank code	Special provisions		Packages	Bulk	Loading, unloading and handling		
	3.1.2	2.2	2.2	2.1.1.3	5.2.2	3.3	3.4/3.5.1.2		4.1.4	4.1.4	4.1.10	4.2.5.2, 7.3.2	4.2.5.3	4.3	4.3.5, 6.8.4	1.1.3.1(c)	7.2.4	7.3.3	7.5.11	7.6	5.3.2.3
(1)	(2)	(3a)	(3b)	(4)	(5)	(6)	(7a)	(7b)	(8)	(9a)	(9b)	(10)	(11)	(12)	(13)	(15)	(16)	(17)	(18)	(19)	(20)
3439	NITRILES, SOLID, TOXIC, N.O.S.	6.1	T2	I	6.1	274	0	E5	P002 IBC07		MP18	T6	TP33	S10AH L10CH	TU14 TU15 TU38 TE21 TE22	1	W10		CW13 CW28 CW31		66
3439	NITRILES, SOLID, TOXIC, N.O.S.	6.1	T2	II	6.1	274	500 g	E4	P002 IBC08	B4	MP10	T3	TP33	SGAH L4BH	TU15	2	W11		CW13 CW28 CW31	CE9	60
3439	NITRILES, SOLID, TOXIC, N.O.S.	6.1	T2	III	6.1	274	5 kg	E1	P002 IBC08 LP02 R001	B3	MP10	T1	TP33	SGAH L4BH	TU15	2		VC1 VC2 AP7	CW13 CW28 CW31	CE11	60
3440	SELENIUM COMPOUND, LIQUID, N.O.S.	6.1	T4	I	6.1	274 563	0	E5	P001		MP8 MP17	T14	TP2 TP27	L10CH	TU14 TU15 TU38 TE21 TE22	1			CW13 CW28 CW31		66
3440	SELENIUM COMPOUND, LIQUID, N.O.S.	6.1	T4	II	6.1	274 563	100 ml	E4	P001 IBC02		MP15	T11	TP2 TP27	L4BH	TU15	2			CW13 CW28 CW31	CE5	60
3440	SELENIUM COMPOUND, LIQUID, N.O.S.	6.1	T4	III	6.1	274 563	5 L	E1	P001 IBC03 R001		MP19	T7	TP1 TP28	L4BH	TU15	2	W12		CW13 CW28 CW31	CE8	60
3441	CHLORODINITROBENZENES, SOLID	6.1	T2	II	6.1	279	500 g	E4	P002 IBC08	B4	MP10	T3	TP33	SGAH L4BH	TU15	2	W11		CW13 CW28 CW31	CE9	60
3442	DICHLOROANILINES, SOLID	6.1	T2	II	6.1	279	500 g	E4	P002 IBC08	B4	MP10	T3	TP33	SGAH L4BH	TU15	2	W11		CW13 CW28 CW31	CE9	60
3443	DINITROBENZENES, SOLID	6.1	T2	II	6.1		500 g	E4	P002 IBC08	B4	MP10	T3	TP33	SGAH L4BH	TU15	2	W11		CW13 CW28 CW31	CE9	60
3444	NICOTINE HYDROCHLORIDE, SOLID	6.1	T2	II	6.1	43	500 g	E4	P002 IBC08	B4	MP10	T3	TP33	SGAH	TU15	2	W11		CW13 CW28 CW31	CE9	60

UN No.	Name and description	Class	Classification code	Packing group	Labels	Special provisions	Limited and excepted quantities		Packaging			Portable tanks and bulk containers		RID Tanks		Transport category	Special provisions for carriage			Colis express (express parcels)	Hazard identification No.
									Packing instructions	Special packing provisions	Mixed packing provisions	Instructions	Special provisions	Tank code	Special provisions		Packages	Bulk	Loading, unloading and handling		
	3.1.2	2.2	2.2	2.1.1.3	5.2.2	3.3	3.4/3.5.1.2		4.1.4	4.1.4	4.1.10	4.2.5.2, 7.3.2	4.2.5.3	4.3	4.3.5, 6.8.4	1.1.3.1(c)	7.2.4	7.3.3	7.5.11	7.6	5.3.2.3
(1)	(2)	(3a)	(3b)	(4)	(5)	(6)	(7a)	(7b)	(8)	(9a)	(9b)	(10)	(11)	(12)	(13)	(15)	(16)	(17)	(18)	(19)	(20)
3445	NICOTINE SULPHATE, SOLID	6.1	T2	II	6.1		500 g	E4	P002 IBC08	B4	MP10	T3	TP33	SGAH	TU15	2	W11		CW13 CW28 CW31	CE9	60
3446	NITROTOLUENES, SOLID	6.1	T2	II	6.1		500 g	E4	P002 IBC08	B4	MP10	T3	TP33	SGAH L4BH	TU15	2	W11		CW13 CW28 CW31	CE9	60
3447	NITROXYLENES, SOLID	6.1	T2	II	6.1		500 g	E4	P002 IBC08	B4	MP10	T3	TP33	SGAH L4BH	TU15	2	W11		CW13 CW28 CW31	CE9	60
3448	TEAR GAS SUBSTANCE, SOLID, N.O.S.	6.1	T2	I	6.1	274	0	E0	P002		MP18	T6	TP33	S10AH L10CH	TU14 TU15 TU38 TE21 TE22	1			CW13 CW28 CW31		66
3448	TEAR GAS SUBSTANCE, SOLID, N.O.S.	6.1	T2	II	6.1	274	0	E0	P002 IBC08	B4	MP10	T3	TP33	SGAH L4BH	TU15	2	W11		CW13 CW28 CW31	CE9	60
3449	BROMOBENZYL CYANIDES, SOLID	6.1	T2	I	6.1	138	0	E5	P002		MP18	T6	TP33	S10AH L10CH	TU15 TU38 TE22	1			CW13 CW28 CW31		66
3450	DIPHENYLCHLOROARSINE, SOLID	6.1	T3	I	6.1		0	E0	P002 IBC07		MP18	T6	TP33	S10AH L10CH	TU15 TU38 TE22	1	W10		CW13 CW28 CW31		66
3451	TOLUIDINES, SOLID	6.1	T2	II	6.1	279	500 g	E4	P002 IBC08	B4	MP10	T3	TP33	SGAH L4BH	TU15	2	W11		CW13 CW28 CW31	CE9	60
3452	XYLIDINES, SOLID	6.1	T2	II	6.1		500 g	E4	P002 IBC08	B4	MP10	T3	TP33	SGAH L4BH	TU15	2	W11		CW13 CW28 CW31	CE9	60
3453	PHOSPHORIC ACID, SOLID	8	C2	III	8		5 kg	E1	P002 IBC08 LP02 R001	B3	MP10	T1	TP33	SGAV L4BN		3		VC1 VC2 AP7		CE11	80
3454	DINITROTOLUENES, SOLID	6.1	T2	II	6.1		500 g	E4	P002 IBC08	B4	MP10	T3	TP33	SGAH L4BH	TU15	2	W11		CW13 CW28 CW31	CE9	60

UN No.	Name and description	Class	Classification code	Packing group	Labels	Special provisions	Limited and excepted quantities		Packaging			Portable tanks and bulk containers		RID Tanks		Transport category	Special provisions for carriage			Colis express (express parcels)	Hazard identification No.
									Packing instructions	Special packing provisions	Mixed packing provisions	Instructions	Special provisions	Tank code	Special provisions		Packages	Bulk	Loading, unloading and handling		
	3.1.2	2.2	2.2	2.1.1.3	5.2.2	3.3	3.4/3.5.1.2		4.1.4	4.1.4	4.1.10	4.2.5.2, 7.3.2	4.2.5.3	4.3	4.3.5, 6.8.4	1.1.3.1(c)	7.2.4	7.3.3	7.5.11	7.6	5.3.2.3
(1)	(2)	(3a)	(3b)	(4)	(5)	(6)	(7a)	(7b)	(8)	(9a)	(9b)	(10)	(11)	(12)	(13)	(15)	(16)	(17)	(18)	(19)	(20)
3455	CRESOLS, SOLID	6.1	TC2	II	6.1+8		500 g	E4	P002 IBC08	B4	MP10	T3	TP33	SGAH L4BH	TU15	2	W11		CW13 CW28 CW31	CE9	68
3456	NITROSYLSULPHURIC ACID, SOLID	8	C2	II	8		1 kg	E2	P002 IBC08	B4	MP10	T3	TP33	SGAN L4BN		2	W11			CE10	X80
3457	CHLORONITROTOLUENES, SOLID	6.1	T2	III	6.1		5 kg	E1	P002 IBC08 LP02 R001	B3	MP10	T1	TP33	SGAH L4BH	TU15	2		VC1 VC2 AP7	CW13 CW28 CW31	CE11	60
3458	NITROANISOLES, SOLID	6.1	T2	III	6.1	279	5 kg	E1	P002 IBC08 LP02 R001	B3	MP10	T1	TP33	SGAH L4BH	TU15	2		VC1 VC2 AP7	CW13 CW28 CW31	CE11	60
3459	NITROBROMOBENZENES, SOLID	6.1	T2	III	6.1		5 kg	E1	P002 IBC08 LP02 R001	B3	MP10	T1	TP33	SGAH L4BH	TU15	2		VC1 VC2 AP7	CW13 CW28 CW31	CE11	60
3460	N-ETHYLBENZYL TOLUIDINES, SOLID	6.1	T2	III	6.1		5 kg	E1	P002 IBC08 LP02 R001	B3	MP10	T1	TP33	SGAH L4BH	TU15	2		VC1 VC2 AP7	CW13 CW28 CW31	CE11	60
3462	TOXINS, EXTRACTED FROM LIVING SOURCES, SOLID, N.O.S.	6.1	T2	I	6.1	210 274	0	E5	P002 IBC07		MP18	T6	TP33	S10AH L10CH	TU15 TU38 TE22	1	W10		CW13 CW28 CW31		66
3462	TOXINS, EXTRACTED FROM LIVING SOURCES, SOLID, N.O.S.	6.1	T2	II	6.1	210 274	500 g	E4	P002 IBC08	B4	MP10	T3	TP33	SGAH L4BH	TU15	2	W11		CW13 CW28 CW31	CE9	60
3462	TOXINS, EXTRACTED FROM LIVING SOURCES, SOLID, N.O.S.	6.1	T2	III	6.1	210 274	5 kg	E1	P002 IBC08 R001	B3	MP10	T1	TP33	SGAH L4BH	TU15	2		VC1 VC2 AP7	CW13 CW28 CW31	CE11	60
3463	PROPIONIC ACID with not less than 90% acid by mass	8	CF1	II	8+3		1 L	E2	P001 IBC02		MP15	T7	TP2	L4BN		2				CE6	83
3464	ORGANOPHOSPHORUS COMPOUND, SOLID, TOXIC, N.O.S.	6.1	T2	I	6.1	43 274	0	E5	P002 IBC07		MP18	T6	TP33	S10AH L10CH	TU14 TU15 TU38 TE21 TE22	1	W10		CW13 CW28 CW31		66

UN No.	Name and description	Class	Classification code	Packing group	Labels	Special provisions	Limited and excepted quantities		Packaging			Portable tanks and bulk containers		RID Tanks		Transport category	Special provisions for carriage			Colis express (express parcels)	Hazard identification No.
									Packing instructions	Special packing provisions	Mixed packing provisions	Instructions	Special provisions	Tank code	Special provisions		Packages	Bulk	Loading, unloading and handling		
	3.1.2	2.2	2.2	2.1.1.3	5.2.2	3.3	3.4/3.5.1.2		4.1.4	4.1.4	4.1.10	4.2.5.2, 7.3.2	4.2.5.3	4.3	4.3.5, 6.8.4	1.1.3.1(c)	7.2.4	7.3.3	7.5.11	7.6	5.3.2.3
(1)	(2)	(3a)	(3b)	(4)	(5)	(6)	(7a)	(7b)	(8)	(9a)	(9b)	(10)	(11)	(12)	(13)	(15)	(16)	(17)	(18)	(19)	(20)
3464	ORGANOPHOSPHORUS COMPOUND, SOLID, TOXIC, N.O.S.	6.1	T2	II	6.1	43 274	500 g	E4	P002 IBC08	B4	MP10	T3	TP33	SGAH L4BH	TU15	2	W11		CW13 CW28 CW31	CE9	60
3464	ORGANOPHOSPHORUS COMPOUND, SOLID, TOXIC, N.O.S.	6.1	T2	III	6.1	43 274	5 kg	E1	P002 IBC08 LP02 R001	B3	MP10	T1	TP33	SGAH L4BH	TU15	2		VC1 VC2 AP7	CW13 CW28 CW31	CE11	60
3465	ORGANOARSENIC COMPOUND, SOLID, N.O.S.	6.1	T3	I	6.1	274	0	E5	P002 IBC07		MP18	T6	TP33	S10AH L10CH	TU14 TU15 TU38 TE21 TE22	1	W10		CW13 CW28 CW31		66
3465	ORGANOARSENIC COMPOUND, SOLID, N.O.S.	6.1	T3	II	6.1	274	500 g	E4	P002 IBC08	B4	MP10	T3	TP33	SGAH L4BH	TU15	2	W11		CW13 CW28 CW31	CE9	60
3465	ORGANOARSENIC COMPOUND, SOLID, N.O.S.	6.1	T3	III	6.1	274	5 kg	E1	P002 IBC08 LP02 R001	B3	MP10	T1	TP33	SGAH L4BH	TU15	2		VC1 VC2 AP7	CW13 CW28 CW31	CE11	60
3466	METAL CARBONYLS, SOLID, N.O.S.	6.1	T3	I	6.1	274 562	0	E5	P002 IBC07		MP18	T6	TP33	S10AH L10CH	TU14 TU15 TU38 TE21 TE22	1	W10		CW13 CW28 CW31		66
3466	METAL CARBONYLS, SOLID, N.O.S.	6.1	T3	II	6.1	274 562	500 g	E4	P002 IBC08	B4	MP10	T3	TP33	SGAH L4BH	TU15	2	W11		CW13 CW28 CW31	CE9	60
3466	METAL CARBONYLS, SOLID, N.O.S.	6.1	T3	III	6.1	274 562	5 kg	E1	P002 IBC08 LP02 R001	B3	MP10	T1	TP33	SGAH L4BH	TU15	2		VC1 VC2 AP7	CW13 CW28 CW31	CE11	60
3467	ORGANOMETALLIC COMPOUND, SOLID, TOXIC, N.O.S.	6.1	T3	I	6.1	274 562	0	E5	P002 IBC07		MP18	T6	TP33	S10AH L10CH	TU14 TU15 TU38 TE21 TE22	1	W10		CW13 CW28 CW31		66

UN No.	Name and description	Class	Classification code	Packing group	Labels	Special provisions	Limited and excepted quantities		Packaging			Portable tanks and bulk containers		RID Tanks		Transport category	Special provisions for carriage			Colis express (express parcels)	Hazard identification No.
									Packing instructions	Special packing provisions	Mixed packing provisions	Instructions	Special provisions	Tank code	Special provisions		Packages	Bulk	Loading, unloading and handling		
	3.1.2	2.2	2.2	2.1.1.3	5.2.2	3.3	3.4/3.5.1.2		4.1.4	4.1.4	4.1.10	4.2.5.2, 7.3.2	4.2.5.3	4.3	4.3.5, 6.8.4	1.1.3.1(c)	7.2.4	7.3.3	7.5.11	7.6	5.3.2.3
(1)	(2)	(3a)	(3b)	(4)	(5)	(6)	(7a)	(7b)	(8)	(9a)	(9b)	(10)	(11)	(12)	(13)	(15)	(16)	(17)	(18)	(19)	(20)
3467	ORGANOMETALLIC COMPOUND, SOLID, TOXIC, N.O.S.	6.1	T3	II	6.1	274 562	500 g	E4	P002 IBC08	B4	MP10	T3	TP33	SGAH L4BH	TU15	2	W11		CW13 CW28 CW31	CE9	60
3467	ORGANOMETALLIC COMPOUND, SOLID, TOXIC, N.O.S.	6.1	T3	III	6.1	274 562	5 kg	E1	P002 IBC08 LP02 R001	B3	MP10	T1	TP33	SGAH L4BH	TU15	2		VC1 VC2 AP7	CW13 CW28 CW31	CE11	60
3468	HYDROGEN IN A METAL HYDRIDE STORAGE SYSTEM or HYDROGEN IN A METAL HYDRIDE STORAGE SYSTEM CONTAINED IN EQUIPMENT or HYDROGEN IN A METAL HYDRIDE STORAGE SYSTEM PACKED WITH EQUIPMENT	2	1F		2.1	321 356	0	E0	P205		MP9					2			CW9 CW10 CW36	CE3	23
3469	PAINT, FLAMMABLE, CORROSIVE (including paint, lacquer, enamel, stain, shellac, varnish, polish, liquid filler and liquid lacquer base) or PAINT RELATED MATERIAL, FLAMMABLE, CORROSIVE (including paint thinning and reducing compound)	3	FC	I	3+8	163 367	0	E0	P001		MP7 MP17	T11	TP2 TP27	L10CH	TU14 TU38 TE21 TE22	1					338
3469	PAINT, FLAMMABLE, CORROSIVE (including paint, lacquer, enamel, stain, shellac, varnish, polish, liquid filler and liquid lacquer base) or PAINT RELATED MATERIAL, FLAMMABLE, CORROSIVE (including paint thinning and reducing compound)	3	FC	II	3+8	163 367	1 L	E2	P001 IBC02		MP19	T7	TP2 TP8 TP28	L4BH		2				CE7	338
3469	PAINT, FLAMMABLE, CORROSIVE (including paint, lacquer, enamel, stain, shellac, varnish, polish, liquid filler and liquid lacquer base) or PAINT RELATED MATERIAL, FLAMMABLE, CORROSIVE (including paint thinning and reducing compound)	3	FC	III	3+8	163 367	5 L	E1	P001 IBC03 R001		MP19	T4	TP1 TP29	L4BN		3	W12			CE4	38

UN No.	Name and description	Class	Classification code	Packing group	Labels	Special provisions	Limited and excepted quantities		Packaging			Portable tanks and bulk containers		RID Tanks		Transport category	Special provisions for carriage			Colis express (express parcels)	Hazard identification No.
									Packing instructions	Special packing provisions	Mixed packing provisions	Instructions	Special provisions	Tank code	Special provisions		Packages	Bulk	Loading, unloading and handling		
	3.1.2	2.2	2.2	2.1.1.3	5.2.2	3.3	3.4/3.5.1.2		4.1.4	4.1.4	4.1.10	4.2.5.2, 7.3.2	4.2.5.3	4.3	4.3.5, 6.8.4	1.1.3.1(c)	7.2.4	7.3.3	7.5.11	7.6	5.3.2.3
(1)	(2)	(3a)	(3b)	(4)	(5)	(6)	(7a)	(7b)	(8)	(9a)	(9b)	(10)	(11)	(12)	(13)	(15)	(16)	(17)	(18)	(19)	(20)
3470	PAINT, CORROSIVE, FLAMMABLE (including paint, lacquer, enamel, stain, shellac, varnish, polish, liquid filler and liquid lacquer base) or PAINT RELATED MATERIAL, CORROSIVE, FLAMMABLE (including paint thinning and reducing compound)	8	CF1	II	8+3	163 367	1 L	E2	P001 IBC02		MP15	T7	TP2 TP8 TP28	L4BN		2				CE6	83
3471	HYDROGENDIFLUORIDES SOLUTION, N.O.S.	8	CT1	II	8+6.1		1 L	E2	P001 IBC02		MP15	T7	TP2	L4DH	TU14 TE17 TE21 TT4	2			CW13 CW28	CE6	86
3471	HYDROGENDIFLUORIDES SOLUTION, N.O.S.	8	CT1	III	8+6.1		5 L	E1	P001 IBC03 R001		MP19	T4	TP1	L4DH	TU14 TE21	3	W12		CW13 CW28	CE8	86
3472	CROTONIC ACID, LIQUID	8	C3	III	8		5 L	E1	P001 IBC03 LP01 R001		MP19	T4	TP1	L4BN		3	W12			CE8	80
3473	FUEL CELL CARTRIDGES or FUEL CELL CARTRIDGES CONTAINED IN EQUIPMENT or FUEL CELL CARTRIDGES PACKED WITH EQUIPMENT containing flammable liquids	3	F3		3	328	1 L	E0	P004							3				CE7	30
3474	1-HYDROXYBENZOTRIAZOLE MONOHYDRATE	4.1	D	I	4.1		0	E0	P406	PP48	MP2					1	W1				40
3475	ETHANOL AND GASOLINE MIXTURE or ETHANOL AND MOTOR SPIRIT MIXTURE or ETHANOL AND PETROL MIXTURE, with more than 10% ethanol	3	F1	II	3	333	1 L	E2	P001 IBC02		MP19	T4	TP1	LGBF		2				CE7	33
3476	FUEL CELL CARTRIDGES or FUEL CELL CARTRIDGES CONTAINED IN EQUIPMENT or FUEL CELL CARTRIDGES PACKED WITH EQUIPMENT, containing water-reactive substances	4.3	W3		4.3	328 334	500 ml or 500 g	E0	P004							3	W1		CW23	CE2	423

UN No.	Name and description	Class	Classification code	Packing group	Labels	Special provisions	Limited and excepted quantities		Packaging			Portable tanks and bulk containers		RID Tanks		Transport category	Special provisions for carriage			Colis express (express parcels)	Hazard identification No.
									Packing instructions	Special packing provisions	Mixed packing provisions	Instructions	Special provisions	Tank code	Special provisions		Packages	Bulk	Loading, unloading and handling		
	3.1.2	2.2	2.2	2.1.1.3	5.2.2	3.3	3.4/3.5.1.2		4.1.4	4.1.4	4.1.10	4.2.5.2, 7.3.2	4.2.5.3	4.3	4.3.5, 6.8.4	1.1.3.1(c)	7.2.4	7.3.3	7.5.11	7.6	5.3.2.3
(1)	(2)	(3a)	(3b)	(4)	(5)	(6)	(7a)	(7b)	(8)	(9a)	(9b)	(10)	(11)	(12)	(13)	(15)	(16)	(17)	(18)	(19)	(20)
3477	FUEL CELL CARTRIDGES or FUEL CELL CARTRIDGES CONTAINED IN EQUIPMENT or FUEL CELL CARTRIDGES PACKED WITH EQUIPMENT, containing corrosive substances	8	C11		8	328 334	1 L or 1 kg	E0	P004							3				CE8	80
3478	FUEL CELL CARTRIDGES or FUEL CELL CARTRIDGES CONTAINED IN EQUIPMENT or FUEL CELL CARTRIDGES PACKED WITH EQUIPMENT, containing liquefied flammable gas	2	6F		2.1	328 338	120 ml	E0	P004							2			CW9 CW12	CE3	23
3479	FUEL CELL CARTRIDGES or FUEL CELL CARTRIDGES CONTAINED IN EQUIPMENT or FUEL CELL CARTRIDGES PACKED WITH EQUIPMENT, containing hydrogen in metal hydride	2	6F		2.1	328 339	120 ml	E0	P004							2			CW9 CW12	CE3	23
3480	LITHIUM ION BATTERIES (including lithium ion polymer batteries)	9	M4		9A	188 230 310 348 376 377 387 636	0	E0	P903 P908 P909 P910 P911 LP903 LP904 LP905 LP906							2				CE2	90
3481	LITHIUM ION BATTERIES CONTAINED IN EQUIPMENT or LITHIUM ION BATTERIES PACKED WITH EQUIPMENT (including lithium ion polymer batteries)	9	M4		9A	188 230 310 348 360 376 377 387 670	0	E0	P903 P908 P909 P910 P911 LP903 LP904 LP905 LP906							2				CE2	90

UN No.	Name and description	Class	Classification code	Packing group	Labels	Special provisions	Limited and excepted quantities		Packaging			Portable tanks and bulk containers		RID Tanks		Transport category	Special provisions for carriage			Colis express (express parcels)	Hazard identification No.
									Packing instructions	Special packing provisions	Mixed packing provisions	Instructions	Special provisions	Tank code	Special provisions		Packages	Bulk	Loading, unloading and handling		
	3.1.2	2.2	2.2	2.1.1.3	5.2.2	3.3	3.4/3.5.1.2		4.1.4	4.1.4	4.1.10	4.2.5.2, 7.3.2	4.2.5.3	4.3	4.3.5, 6.8.4	1.1.3.1(c)	7.2.4	7.3.3	7.5.11	7.6	5.3.2.3
(1)	(2)	(3a)	(3b)	(4)	(5)	(6)	(7a)	(7b)	(8)	(9a)	(9b)	(10)	(11)	(12)	(13)	(15)	(16)	(17)	(18)	(19)	(20)
3482	ALKALI METAL DISPERSION, FLAMMABLE or ALKALINE EARTH METAL DISPERSION, FLAMMABLE	4.3	WF1	I	4.3+3	182 183 506	0	E0	P402	RR8	MP2			L10BN(+)	TU1 TE5 TT3 TM2	1	W1		CW23		X323
3483	MOTOR FUEL ANTI-KNOCK MIXTURE, FLAMMABLE	6.1	TF1	I	6.1+3		0	E0	P602		MP8 MP17	T14	TP2	L10CH	TU14 TU15 TU38 TE21 TE22 TT6	1			CW13 CW28 CW31		663
3484	HYDRAZINE AQUEOUS SOLUTION, FLAMMABLE with more than 37% hydrazine, by mass	8	CFT	I	8+3+6.1	530	0	E0	P001		MP8 MP17	T10	TP2	L10BH	TU38 TE22	1			CW13 CW28		886
3485	CALCIUM HYPOCHLORITE, DRY, CORROSIVE or CALCIUM HYPOCHLORITE MIXTURE, DRY, CORROSIVE with more than 39% available chlorine (8.8% available oxygen)	5.1	OC2	II	5.1+8	314	1 kg	E2	P002 IBC08	B4 B13	MP2			SGAN	TU3	2	W11		CW24 CW35	CE10	58
3486	CALCIUM HYPOCHLORITE MIXTURE, DRY, CORROSIVE with more than 10% but not more than 39% available chlorine	5.1	OC2	III	5.1+8	314	5 kg	E1	P002 IBC08 LP02 R001	B3 B13 L3	MP2			SGAN	TU3	3			CW24 CW35	CE11	58
3487	CALCIUM HYPOCHLORITE, HYDRATED, CORROSIVE or CALCIUM HYPOCHLORITE, HYDRATED MIXTURE, CORROSIVE with not less than 5.5% but not more than 16% water	5.1	OC2	II	5.1+8	314 322	1 kg	E2	P002 IBC08	B4 B13	MP2			SGAN	TU3	2	W11		CW24 CW35	CE10	58
3487	CALCIUM HYPOCHLORITE, HYDRATED, CORROSIVE or CALCIUM HYPOCHLORITE, HYDRATED MIXTURE, CORROSIVE with not less than 5.5% but not more than 16% water	5.1	OC2	III	5.1+8	314	5 kg	E1	P002 IBC08 R001	B4 B13	MP2			SGAN	TU3	3			CW24 CW35	CE11	58

UN No.	Name and description	Class	Classification code	Packing group	Labels	Special provisions	Limited and excepted quantities		Packaging			Portable tanks and bulk containers		RID Tanks		Transport category	Special provisions for carriage			Colis express (express parcels)	Hazard identification No.
									Packing instructions	Special packing provisions	Mixed packing provisions	Instructions	Special provisions	Tank code	Special provisions		Packages	Bulk	Loading, unloading and handling		
	3.1.2	2.2	2.2	2.1.1.3	5.2.2	3.3	3.4/3.5.1.2		4.1.4	4.1.4	4.1.10	4.2.5.2, 7.3.2	4.2.5.3	4.3	4.3.5, 6.8.4	1.1.3.1(c)	7.2.4	7.3.3	7.5.11	7.6	5.3.2.3
(1)	(2)	(3a)	(3b)	(4)	(5)	(6)	(7a)	(7b)	(8)	(9a)	(9b)	(10)	(11)	(12)	(13)	(15)	(16)	(17)	(18)	(19)	(20)
3488	TOXIC BY INHALATION LIQUID, FLAMMABLE, CORROSIVE, N.O.S. with an LC ₅₀ lower than or equal to 200 ml/m ³ and saturated vapour concentration greater than or equal to 500 LC ₅₀	6.1	TFC	I	6.1+3+8	274	0	E0	P601		MP8 MP17	T22	TP2	L15CH	TU14 TU15 TU38 TE21 TE22 TE25	1			CW13 CW28 CW31		663
3489	TOXIC BY INHALATION LIQUID, FLAMMABLE, CORROSIVE, N.O.S. with an LC ₅₀ lower than or equal to 1000 ml/m ³ and saturated vapour concentration greater than or equal to 10 LC ₅₀	6.1	TFC	I	6.1+3+8	274	0	E0	P602		MP8 MP17	T20	TP2	L10CH	TU14 TU15 TU38 TE21 TE22	1			CW13 CW28 CW31		663
3490	TOXIC BY INHALATION LIQUID, WATER-REACTIVE, FLAMMABLE, N.O.S. with an LC ₅₀ lower than or equal to 200 ml/m ³ and saturated vapour concentration greater than or equal to 500 LC ₅₀	6.1	TFW	I	6.1+3+4.3	274	0	E0	P601		MP8 MP17	T22	TP2	L15CH	TU14 TU15 TU38 TE21 TE22 TE25	1			CW13 CW28 CW31		623
3491	TOXIC BY INHALATION LIQUID, WATER-REACTIVE, FLAMMABLE, N.O.S. with an LC ₅₀ lower than or equal to 1000 ml/m ³ and saturated vapour concentration greater than or equal to 10 LC ₅₀	6.1	TFW	I	6.1+3+4.3	274	0	E0	P602		MP8 MP17	T20	TP2	L10CH	TU14 TU15 TU38 TE21 TE22	1			CW13 CW28 CW31		623
3494	PETROLEUM SOUR CRUDE OIL, FLAMMABLE, TOXIC	3	FT1	I	3+6.1	343	0	E0	P001		MP7 MP17	T14	TP2	L10CH	TU14 TU15 TU38 TE21 TE22	1			CW13 CW28		336
3494	PETROLEUM SOUR CRUDE OIL, FLAMMABLE, TOXIC	3	FT1	II	3+6.1	343	1 L	E2	P001 IBC02		MP19	T7	TP2	L4BH	TU15	2			CW13 CW28	CE7	336
3494	PETROLEUM SOUR CRUDE OIL, FLAMMABLE, TOXIC	3	FT1	III	3+6.1	343	5 L	E1	P001 IBC03 R001		MP19	T4	TP1	L4BH	TU15	3	W12		CW13 CW28	CE4	36
3495	IODINE	8	CT2	III	8+6.1	279	5 kg	E1	P002 IBC08 R001	B3	MP10	T1	TP33	SGAV L4BN		3		VC1 VC2 AP7	CW13 CW28	CE11	86
3496	Batteries, nickel-metal hydride	9	M11	NOT SUBJECT TO RID																	

UN No.	Name and description	Class	Classification code	Packing group	Labels	Special provisions	Limited and excepted quantities		Packaging			Portable tanks and bulk containers		RID Tanks		Transport category	Special provisions for carriage			Colis express (express parcels)	Hazard identification No.
									Packing instructions	Special packing provisions	Mixed packing provisions	Instructions	Special provisions	Tank code	Special provisions		Packages	Bulk	Loading, unloading and handling		
	3.1.2	2.2	2.2	2.1.1.3	5.2.2	3.3	3.4/3.5.1.2		4.1.4	4.1.4	4.1.10	4.2.5.2, 7.3.2	4.2.5.3	4.3	4.3.5, 6.8.4	1.1.3.1(c)	7.2.4	7.3.3	7.5.11	7.6	5.3.2.3
(1)	(2)	(3a)	(3b)	(4)	(5)	(6)	(7a)	(7b)	(8)	(9a)	(9b)	(10)	(11)	(12)	(13)	(15)	(16)	(17)	(18)	(19)	(20)
3497	KRILL MEAL	4.2	S2	II	4.2	300	0	E2	P410 IBC06		MP14	T3	TP33	SGAN		2	W1			CE10	40
3497	KRILL MEAL	4.2	S2	III	4.2	300	0	E1	P002 IBC08 LP02 R001	B3	MP14	T1	TP33	SGAV		3	W1	VC1 VC2 AP1		CE11	40
3498	IODINE MONOCHLORIDE, LIQUID	8	C1	II	8		1 L	E0	P001 IBC02		MP15	T7	TP2	L4BN		2				CE10	80
3499	CAPACITOR, ELECTRIC DOUBLE LAYER (with an energy storage capacity greater than 0.3 Wh)	9	M11		9	361	0	E0	P003							4				CE2	90
3500	CHEMICAL UNDER PRESSURE, N.O.S.	2	8A		2.2	274 659	0	E0	P206		MP9	T50	TP4 TP40			3			CW9 CW10 CW12 CW36	CE2	20
3501	CHEMICAL UNDER PRESSURE, FLAMMABLE, N.O.S.	2	8F		2.1	274 659	0	E0	P206	PP89	MP9	T50	TP4 TP40			2			CW9 CW10 CW12 CW36	CE2	23
3502	CHEMICAL UNDER PRESSURE, TOXIC, N.O.S.	2	8T		2.2+6.1	274 659	0	E0	P206	PP89	MP9	T50	TP4 TP40			1			CW9 CW10 CW12 CW28 CW36	CE2	26
3503	CHEMICAL UNDER PRESSURE, CORROSIVE, N.O.S.	2	8C		2.2+8	274 659	0	E0	P206	PP89	MP9	T50	TP4 TP40			1			CW9 CW10 CW12 CW36	CE2	28
3504	CHEMICAL UNDER PRESSURE, FLAMMABLE, TOXIC, N.O.S.	2	8TF		2.1+6.1	274 659	0	E0	P206	PP89	MP9	T50	TP4 TP40			1			CW9 CW10 CW12 CW28 CW36	CE2	263
3505	CHEMICAL UNDER PRESSURE, FLAMMABLE, CORROSIVE, N.O.S.	2	8FC		2.1+8	274 659	0	E0	P206	PP89	MP9	T50	TP4 TP40			1			CW9 CW10 CW12 CW36	CE2	238

UN No.	Name and description	Class	Classification code	Packing group	Labels	Special provisions	Limited and excepted quantities		Packaging			Portable tanks and bulk containers		RID Tanks		Transport category	Special provisions for carriage			Colis express (express parcels)	Hazard identification No.
									Packing instructions	Special packing provisions	Mixed packing provisions	Instructions	Special provisions	Tank code	Special provisions		Packages	Bulk	Loading, unloading and handling		
	3.1.2	2.2	2.2	2.1.1.3	5.2.2	3.3	3.4/3.5.1.2		4.1.4	4.1.4	4.1.10	4.2.5.2, 7.3.2	4.2.5.3	4.3	4.3.5, 6.8.4	1.1.3.1(c)	7.2.4	7.3.3	7.5.11	7.6	5.3.2.3
(1)	(2)	(3a)	(3b)	(4)	(5)	(6)	(7a)	(7b)	(8)	(9a)	(9b)	(10)	(11)	(12)	(13)	(15)	(16)	(17)	(18)	(19)	(20)
3506	MERCURY CONTAINED IN MANUFACTURED ARTICLES	8	CT3		8+6.1	366	5 kg	E0	P003	PP90	MP15					3			CW13 CW28	CE11	86
3507	URANIUM HEXAFLUORIDE, RADIOACTIVE MATERIAL, EX-CEPTED PACKAGE, less than 0.1 kg per package, non-fissile or fissile-excepted	6.1		I	6.1+8	317 369	0	E0	P603							1			see SP 369		687
3508	CAPACITOR, ASYMMETRIC (with an energy storage capacity greater than 0.3 Wh)	9	M11		9	372	0	E0	P003							4				CE2	90
3509	PACKAGINGS, DISCARDED, EMPTY, UNCLEANED	9	M11		9	663	0	E0	P003 IBC08 LP02	RR9 BB3 LL1		BK2				4		VC2 AP10			90
3510	ADSORBED GAS, FLAMMABLE, N.O.S.	2	9F		2,1	274	0	E0	P208		MP9					2			CW9 CW10 CW36	CE3	23
3511	ADSORBED GAS, N.O.S.	2	9A		2,2	274	0	E0	P208		MP9					3			CW9 CW10 CW36	CE3	20
3512	ADSORBED GAS, TOXIC, N.O.S.	2	9T		2,3	274	0	E0	P208		MP9					1			CW9 CW10 CW36		26
3513	ADSORBED GAS, OXIDIZING, N.O.S.	2	9O		2.2+5.1	274	0	E0	P208		MP9					3			CW9 CW10 CW36	CE3	25
3514	ADSORBED GAS, TOXIC, FLAMMABLE, N.O.S.	2	9TF		2.3+2.1	274	0	E0	P208		MP9					1			CW9 CW10 CW36		263
3515	ADSORBED GAS, TOXIC, OXIDIZING, N.O.S.	2	9TO		2.3+5.1	274	0	E0	P208		MP9					1			CW9 CW10 CW36		265
3516	ADSORBED GAS, TOXIC, CORROSIVE, N.O.S.	2	9TC		2.3+8	274 379	0	E0	P208		MP9					1			CW9 CW10 CW36		268
3517	ADSORBED GAS, TOXIC, FLAMMABLE, CORROSIVE, N.O.S.	2	9TFC		2.3+2.1+8	274	0	E0	P208		MP9					1			CW9 CW10 CW36		263

UN No.	Name and description	Class	Classification code	Packing group	Labels	Special provisions	Limited and excepted quantities		Packaging			Portable tanks and bulk containers		RID Tanks		Transport category	Special provisions for carriage			Colis express (express parcels)	Hazard identification No.
									Packing instructions	Special packing provisions	Mixed packing provisions	Instructions	Special provisions	Tank code	Special provisions		Packages	Bulk	Loading, unloading and handling		
	3.1.2	2.2	2.2	2.1.1.3	5.2.2	3.3	3.4/3.5.1.2		4.1.4	4.1.4	4.1.10	4.2.5.2, 7.3.2	4.2.5.3	4.3	4.3.5, 6.8.4	1.1.3.1(c)	7.2.4	7.3.3	7.5.11	7.6	5.3.2.3
(1)	(2)	(3a)	(3b)	(4)	(5)	(6)	(7a)	(7b)	(8)	(9a)	(9b)	(10)	(11)	(12)	(13)	(15)	(16)	(17)	(18)	(19)	(20)
3518	ADSORBED GAS, TOXIC, OXIDIZING, CORROSIVE, N.O.S.	2	9TOC		2.3+5.1+8	274	0	E0	P208		MP9					1			CW9 CW10 CW36		265
3519	BORON TRIFLUORIDE, ADSORBED	2	9TC		2.3+8		0	E0	P208		MP9					1			CW9 CW10 CW36		268
3520	CHLORINE, ADSORBED	2	9TOC		2.3+5.1+8		0	E0	P208		MP9					1			CW9 CW10 CW36		265
3521	SILICON TETRAFLUORIDE, ADSORBED	2	9TC		2.3+8		0	E0	P208		MP9					1			CW9 CW10 CW36		268
3522	ARSINE, ADSORBED	2	9TF		2.3+2.1		0	E0	P208		MP9					1			CW9 CW10 CW36		263
3523	GERMANE, ADSORBED	2	9TF		2.3+2.1		0	E0	P208		MP9					1			CW9 CW10 CW36		263
3524	PHOSPHORUS PENTAFLUORIDE, ADSORBED	2	9TC		2.3+8		0	E0	P208		MP9					1			CW9 CW10 CW36		268
3525	PHOSPHINE, ADSORBED	2	9TF		2.3+2.1		0	E0	P208		MP9					1			CW9 CW10 CW36		263
3526	HYDROGEN SELENIDE, ADSORBED	2	9TF		2.3+2.1		0	E0	P208		MP9					1			CW9 CW10 CW36		263
3527	POLYESTER RESIN KIT, solid base material	4.1	F4	II	4,1	236 340	5 kg	E0	P412							2				CE10	40
3527	POLYESTER RESIN KIT, solid base material	4.1	F4	III	4,1	236 340	5 kg	E0	P412							3				CE11	40

UN No.	Name and description	Class	Classifi- cation code	Packing group	Labels	Special provi- sions	Limited and excepted quantities		Packaging			Portable tanks and bulk containers		RID Tanks		Transport category	Special provisions for carriage			Colis express (express parcels)	Hazard identifi- cation No.
									Packing instructions	Special packing provisions	Mixed packing provi- sions	Instruc- tions	Special provi- sions	Tank code	Special provi- sions		Packages	Bulk	Loading, unloading and handling		
	3.1.2	2.2	2.2	2.1.1.3	5.2.2	3.3	3.4/3.5.1.2		4.1.4	4.1.4	4.1.10	4.2.5.2, 7.3.2	4.2.5.3	4.3	4.3.5, 6.8.4	1.1.3.1(c)	7.2.4	7.3.3	7.5.11	7.6	5.3.2.3
(1)	(2)	(3a)	(3b)	(4)	(5)	(6)	(7a)	(7b)	(8)	(9a)	(9b)	(10)	(11)	(12)	(13)	(15)	(16)	(17)	(18)	(19)	(20)
3528	ENGINE, INTERNAL COMBUSTION, FLAMMABLE LIQUID POWERED or ENGINE, FUEL CELL, FLAMMABLE LIQUID POWERED or MACHINERY, INTERNAL COMBUSTION, FLAMMABLE LIQUID POWERED or MACHINERY, FUEL CELL, FLAMMABLE LIQUID POWERED	3	F3		3	363 667 669	0	E0	P005							-					30
3529	ENGINE, INTERNAL COMBUSTION, FLAMMABLE GAS POWERED or ENGINE, FUEL CELL, FLAMMABLE GAS POWERED or MACHINERY, INTERNAL COMBUSTION, FLAMMABLE GAS POWERED or MACHINERY, FUEL CELL, FLAMMABLE GAS POWERED	2	6F		2,1	363 667 669	0	E0	P005							-					23
3530	ENGINE, INTERNAL COMBUSTION or MACHINERY, INTERNAL COMBUSTION	9	M11		9	363 667 669	0	E0	P005							-					90
3531	POLYMERIZING SUBSTANCE, SOLID, STABILIZED, N.O.S.	4.1	PM1	III	4,1	274 386	0	E0	P002 IBC07	PP92 B18		T7	TP4 TP6 TP33	SGAN(+)	TU30 TE11	2	W7		CW22	CE10	40
3532	POLYMERIZING SUBSTANCE, LIQUID, STABILIZED, N.O.S.	4.1	PM1	III	4,1	274 386	0	E0	P001 IBC03	PP93 B19		T7	TP4 TP6	L4BN(+)	TU30 TE11	2	W7		CW22	CE6	40
3533	POLYMERIZING SUBSTANCE, SOLID, TEMPERATURE CONTROLLED, N.O.S.	4.1	PM2	CARRIAGE PROHIBITED																	
3534	POLYMERIZING SUBSTANCE, LIQUID, TEMPERATURE CONTROLLED, N.O.S.	4.1	PM2	CARRIAGE PROHIBITED																	
3535	TOXIC SOLID, FLAMMABLE, INORGANIC, N.O.S.	6.1	TF3	I	6.1+4.1	274	0	E5	P002 IBC99		MP18	T6	TP33			1	W10		CW13 CW28 CW31		664
3535	TOXIC SOLID, FLAMMABLE, INORGANIC, N.O.S.	6.1	TF3	II	6.1+4.1	274	500 g	E4	P002 IBC08	B4	MP10	T3	TP33	SGAH	TU15	2	W11		CW13 CW28 CW31	CE9	64
3536	LITHIUM BATTERIES INSTALLED IN CARGO TRANSPORT UNIT lithium ion batteries or lithium metal batteries	9	M4		9	389	0	E0								-					90

UN No.	Name and description	Class	Classification code	Packing group	Labels	Special provisions	Limited and excepted quantities		Packaging			Portable tanks and bulk containers		RID Tanks		Transport category	Special provisions for carriage			Colis express (express parcels)	Hazard identification No.
									Packing instructions	Special packing provisions	Mixed packing provisions	Instructions	Special provisions	Tank code	Special provisions		Packages	Bulk	Loading, unloading and handling		
	3.1.2	2.2	2.2	2.1.1.3	5.2.2	3.3	3.4/3.5.1.2		4.1.4	4.1.4	4.1.10	4.2.5.2, 7.3.2	4.2.5.3	4.3	4.3.5, 6.8.4	1.1.3.1(c)	7.2.4	7.3.3	7.5.11	7.6	5.3.2.3
(1)	(2)	(3a)	(3b)	(4)	(5)	(6)	(7a)	(7b)	(8)	(9a)	(9b)	(10)	(11)	(12)	(13)	(15)	(16)	(17)	(18)	(19)	(20)
3537	ARTICLES CONTAINING FLAMMABLE GAS, N.O.S.	2	6F		see 5.2.2.1.12	274 667 673	0	E0	P006 LP03							4			CW13 CW28	CE3	
3538	ARTICLES CONTAINING NON-FLAMMABLE, NON TOXIC GAS, N.O.S.	2	6A		see 5.2.2.1.12	274 667 673	0	E0	P006 LP03							4			CW13 CW28	CE3	
3539	ARTICLES CONTAINING TOXIC GAS, N.O.S.	2	6T		see 5.2.2.1.12	274 667 673	0	E0	P006 LP03							4			CW13 CW28	CE3	
3540	ARTICLES CONTAINING FLAMMABLE LIQUID, N.O.S.	3	F3		see 5.2.2.1.12	274 667 673	0	E0	P006 LP03							4			CW13 CW28	CE3	
3541	ARTICLES CONTAINING FLAMMABLE SOLID, N.O.S.	4.1	F4		see 5.2.2.1.12	274 667 673	0	E0	P006 LP03							4			CW13 CW28	CE3	
3542	ARTICLES CONTAINING A SUBSTANCE LIABLE TO SPONTANEOUS COMBUSTION, N.O.S.	4.2	S6		see 5.2.2.1.12	274 667 673	0	E0	P006 LP03							4			CW13 CW28	CE3	
3543	ARTICLES CONTAINING A SUBSTANCE WHICH IN CONTACT WITH WATER EMITS FLAMMABLE	4.3	W3		see 5.2.2.1.12	274 667 673	0	E0	P006 LP03							4			CW13 CW28	CE3	
3544	ARTICLES CONTAINING OXIDIZING SUBSTANCE, N.O.S.	5.1	O3		see 5.2.2.1.12	274 667 673	0	E0	P006 LP03							4			CW13 CW28	CE3	
3545	ARTICLES CONTAINING ORGANIC PEROXIDE, N.O.S.	5.2	P1		see 5.2.2.1.12	274 667 673	0	E0	P006 LP03							4			CW13 CW28	CE3	
3546	ARTICLES CONTAINING TOXIC SUBSTANCE, N.O.S.	6.1	T10		see 5.2.2.1.12	274 667 673	0	E0	P006 LP03							4			CW13 CW28	CE3	
3547	ARTICLES CONTAINING CORROSIVE SUBSTANCE, N.O.S.	8	C11		see 5.2.2.1.12	274 667 673	0	E0	P006 LP03							4			CW13 CW28	CE3	
3548	ARTICLES CONTAINING MISCELLANEOUS DANGEROUS GOODS, N.O.S.	9	M11		see 5.2.2.1.12	274 667 673	0	E0	P006 LP03							4			CW13 CW28	CE3	

UN No.	Name and description	Class	Classifi- cation code	Packing group	Labels	Special provi- sions	Limited and excepted quantities		Packaging			Portable tanks and bulk containers		RID Tanks		Transport category	Special provisions for carriage			Colis express (express parcels)	Hazard identifi- cation No.
									Packing instructions	Special packing provisions	Mixed packing provi- sions	Instruc- tions	Special provi- sions	Tank code	Special provi- sions		Packages	Bulk	Loading, unloading and handling		
	3.1.2	2.2	2.2	2.1.1.3	5.2.2	3.3	3.4/3.5.1.2		4.1.4	4.1.4	4.1.10	4.2.5.2, 7.3.2	4.2.5.3	4.3	4.3.5, 6.8.4	1.1.3.1(c)	7.2.4	7.3.3	7.5.11	7.6	5.3.2.3
(1)	(2)	(3a)	(3b)	(4)	(5)	(6)	(7a)	(7b)	(8)	(9a)	(9b)	(10)	(11)	(12)	(13)	(15)	(16)	(17)	(18)	(19)	(20)

Table B: Alphabetical List of Dangerous Goods

The names of the substances and articles are listed in alphabetical order. Arabic numbers or prefixes such as o-, m-, p-, n-, sec-, tert-, N-, alpha-, beta-, omega-, cis- and trans- are ignored for the purposes of alphabetical listing. However, prefixes Bis- and Iso- are counted as the first part of a name.

Column "NHM-Code" (Nomenclature Harmonisée Marchandises – Harmonized Goods List)

This column contains the NHM Code of the goods in accordance with the harmonized goods list (UIC leaflet 221¹). The NHM codes consist of eight figures. The codes shown in this Table are limited to six figures, as prescribed in the CIM consignment note. As dangerous goods are assigned to NHM codes in accordance with principles which do not reflect the classification principles of RID, it is not possible in all cases to assign a single NHM code to each RID substance description. This is especially true of collective entries and n.o.s. entries. In these cases, the correct NHM code can only be found if the chemical or technical description of the goods is known. If the correct NHM code can only be given in part, the missing figures are replaced with plus signs ("+"). In cases where there is more than one NHM code to be considered, two relevant NHM codes are shown, the most relevant code being indicated first.

The Secretariat of OTIF has assigned the NHM codes with the greatest care. However, it cannot be guaranteed that the content and technical details are entirely free from errors.

The information in this column is not legally binding.

¹ The NHM codes can be consulted on the UIC website under www.uic.org/nhm.

Name and description	UN No	Note	NHM Code
Accumulators, electric: see	2794		8507++
Accumulators, electric: see	2795		8507++
Accumulators, electric: see	2800		8507++
Accumulators, electric: see	3028		8507++
Accumulators, electric: see	3292		8507++
ACETAL	1088		291100
ACETALDEHYDE	1089		291212
ACETALDEHYDE AMMONIA	1841		292211
ACETALDEHYDE OXIME	2332		292800
ACETIC ACID, GLACIAL	2789		291521
ACETIC ACID SOLUTION, more than 10% but not more than 80% acid, by mass	2790		291521
ACETIC ACID SOLUTION, more than 80% acid, by mass	2789		291521
ACETIC ANHYDRIDE	1715		291524
Acetoin: see	2621		291440
ACETONE	1090		291411
ACETONE CYANOHYDRIN, STABILIZED	1541		292690
ACETONE OILS	1091		380700
ACETONITRILE	1648		292690
ACETYL BROMIDE	1716		291590
ACETYL CHLORIDE	1717		291590
ACETYLENE, DISSOLVED	1001		290129
ACETYLENE, SOLVENT FREE	3374		290129
Acetylene tetrabromide: see	2504		290339
Acetylene tetrachloride: see	1702		290319
ACETYL IODIDE	1898		291590
ACETYL METHYL CARBINOL	2621		291440
Acid butyl phosphate: see	1718		291990
Acid mixture, hydrofluoric and sulphuric: see	1786		281119
Acid mixture, nitrating acid: see	1796		280800
Acid mixture, spent, nitrating acid: see	1826		280800 382569
Acraldehyde, inhibited: see	1092		291219
ACRIDINE	2713		293399
ACROLEIN DIMER, STABILIZED	2607		293299
ACROLEIN, STABILIZED	1092		291219
ACRYLAMIDE SOLUTION	3426		292419
ACRYLAMIDE, SOLID	2074		292419
ACRYLIC ACID, STABILIZED	2218		291611
ACRYLONITRILE, STABILIZED	1093		292610
Actinolite: see	2212		252490
Activated carbon: see	1362		380210
Activated charcoal: see	1362		380210
ADHESIVES containing flammable liquid	1133		350699
ADIPONITRILE	2205		292690
ADSORBED GAS, N.O.S.	3511		+++++
ADSORBED GAS, FLAMMABLE, N.O.S.	3510		+++++
ADSORBED GAS, OXIDIZING, N.O.S.	3513		+++++
ADSORBED GAS, TOXIC, N.O.S.	3512		+++++
ADSORBED GAS, TOXIC, CORROSIVE, N.O.S.	3516		+++++
ADSORBED GAS, TOXIC, FLAMMABLE, N.O.S.	3514		+++++
ADSORBED GAS, TOXIC, FLAMMABLE, CORROSIVE, N.O.S.	3517		+++++
ADSORBED GAS, TOXIC, OXIDIZING, N.O.S.	3515		+++++
ADSORBED GAS, TOXIC, OXIDIZING, CORROSIVE, N.O.S.	3518		+++++
AEROSOLS	1950		+++++
AGENT, BLASTING, TYPE B	0331		360200
AGENT, BLASTING, TYPE E	0332		360200
Air bag inflators, see	0503		870895
Air bag inflators, see	3268		870895
Air bag modules, see	0503		870895
Air bag modules, see	3268		870895
AIR, COMPRESSED	1002		285300
AIRCRAFT HYDRAULIC POWER UNIT FUEL TANK (containing a mixture of anhydrous hydrazine and methylhydrazine) (M86 fuel)	3165		880330
AIR, REFRIGERATED LIQUID	1003		285300
ALCOHOLATES SOLUTION, N.O.S., in alcohol	3274		290519
ALCOHOLIC BEVERAGES	3065		2208++
ALCOHOLS, FLAMMABLE, TOXIC, N.O.S.	1986		2905++
ALCOHOLS, N.O.S.	1987		2905++
ALDEHYDES, FLAMMABLE, TOXIC, N.O.S.	1988		2912++
ALDEHYDES, N.O.S.	1989		2912++

ALDOL	2839	291249
ALKALI METAL ALCOHOLATES, SELF-HEATING, CORROSIVE, N.O.S.	3206	290519
ALKALI METAL ALLOY, LIQUID, N.O.S.	1421	280519
ALKALI METAL AMALGAM, LIQUID	1389	285300
ALKALI METAL AMALGAM, SOLID	3401	285300
ALKALI METAL AMIDES	1390	285300
ALKALI METAL DISPERSION	1391	280519
ALKALI METAL DISPERSION, FLAMMABLE	3482	280519
ALKALINE EARTH METAL ALCOHOLATES, N.O.S.	3205	290519
ALKALINE EARTH METAL ALLOY, N.O.S.	1393	280519
ALKALINE EARTH METAL AMALGAM, LIQUID	1392	285300
ALKALINE EARTH METAL AMALGAM, SOLID	3402	285300
ALKALINE EARTH METAL DISPERSION	1391	280519
ALKALINE EARTH METAL DISPERSION, FLAMMABLE	3482	280519
ALKALOID SALTS, LIQUID, N.O.S.	3140	2939++
ALKALOID SALTS, SOLID, N.O.S.	1544	2939++
ALKALOIDS, LIQUID, N.O.S.	3140	2939++
ALKALOIDS, SOLID, N.O.S.	1544	2939++
ALKYLPHENOLS, LIQUID, N.O.S. (including C ₂ -C ₁₂ homologues)	3145	290719
ALKYLPHENOLS, SOLID, N.O.S. (including C ₂ -C ₁₂ homologues)	2430	290719
ALKYLSULPHONIC ACIDS, LIQUID with more than 5% free sulphuric acid	2584	290410
ALKYLSULPHONIC ACIDS, LIQUID with not more than 5% free sulphuric acid	2586	290410
ALKYLSULPHONIC ACIDS, SOLID with more than 5% free sulphuric acid	2583	290410
ALKYLSULPHONIC ACIDS, SOLID with not more than 5% free sulphuric acid	2585	290410
ALKYLSULPHURIC ACIDS	2571	290410
ALLYL ACETATE	2333	291539
ALLYL ALCOHOL	1098	290529
ALLYLAMINE	2334	292119
ALLYL BROMIDE	1099	290339
ALLYL CHLORIDE	1100	290329
ALLYL CHLOROFORMATE	1722	291590
ALLYL ETHYL ETHER	2335	290919
ALLYL FORMATE	2336	291513
ALLYL GLYCIDYL ETHER	2219	291090
ALLYL IODIDE	1723	290339
ALLYL ISOTHIOCYANATE, STABILIZED	1545	293090
ALLYLTRICHLOROSILANE, STABILIZED	1724	293100
ALUMINIUM BOROHYDRIDE	2870	285000
ALUMINIUM BOROHYDRIDE IN DEVICES	2870	285000
ALUMINIUM BROMIDE, ANHYDROUS	1725	282759
ALUMINIUM BROMIDE SOLUTION	2580	282759
ALUMINIUM CARBIDE	1394	284990
ALUMINIUM CHLORIDE, ANHYDROUS	1726	282732
ALUMINIUM CHLORIDE SOLUTION	2581	282732
ALUMINIUM FERROSILICON POWDER	1395	760120
ALUMINIUM HYDRIDE	2463	285000
ALUMINIUM NITRATE	1438	283429
ALUMINIUM PHOSPHIDE	1397	284800
ALUMINIUM PHOSPHIDE PESTICIDE	3048	284800
ALUMINIUM POWDER, COATED	1309	760310
ALUMINIUM POWDER, UNCOATED	1396	760310
ALUMINIUM REMELTING BY-PRODUCTS	3170	262040
ALUMINIUM RESINATE	2715	380620
ALUMINIUM SILICON POWDER, UNCOATED	1398	285000
ALUMINIUM SMELTING BY-PRODUCTS	3170	262040
AMINES, FLAMMABLE, CORROSIVE, N.O.S.	2733	2921++
AMINES, LIQUID, CORROSIVE, FLAMMABLE, N.O.S.	2734	2921++
AMINES, LIQUID, CORROSIVE, N.O.S.	2735	2921++
AMINES, SOLID, CORROSIVE, N.O.S.	3259	2921++
2-AMINO-4-CHLOROPHENOL	2673	292229
2-AMINO-5-DIETHYLAMINOPENTANE	2946	292129
2-AMINO-4,6-DINITROPHENOL, WETTED with not less than 20% water, by mass	3317	292229
2-(2-AMINOETHOXY)ETHANOL	3055	292250
N-AMINOETHYLPIPERAZINE	2815	293399
AMINOPHENOLS (o-, m-, p-)	2512	292229
AMINOPYRIDINES (o-, m-, p-)	2671	293339
AMMONIA, ANHYDROUS	1005	281410
AMMONIA SOLUTION, relative density between 0.880 and 0.957 at 15 °C in water, with more than 10% but not more than 35% ammonia	2672	281420
AMMONIA SOLUTION, relative density less than 0.880 at 15 °C in water, with more than 35% but not more than 50% ammonia	2073	281420
AMMONIA SOLUTION, relative density less than 0.880 at 15 °C in water, with more than 50% ammonia	3318	281420
AMMONIUM ARSENATE	1546	284290

Ammonium bifluoride solid: see	1727		282619
Ammonium bifluoride solution: see	2817		282619
Ammonium bisulphate: see	2506		283329
AMMONIUM DICHROMATE	1439		284150
AMMONIUM DINITRO- <i>o</i> -CRESOLATE, SOLID	1843		290899
AMMONIUM DINITRO- <i>o</i> -CRESOLATE SOLUTION	3424		290899
AMMONIUM FLUORIDE	2505		282619
AMMONIUM FLUOROSILICATE	2854		282690
AMMONIUM HYDROGENDIFLUORIDE, SOLID	1727		282619
AMMONIUM HYDROGENDIFLUORIDE SOLUTION	2817		282619
AMMONIUM HYDROGEN SULPHATE	2506		283329
AMMONIUM METAVANADATE	2859		284190
AMMONIUM NITRATE BASED FERTILIZER	2067		310520
AMMONIUM NITRATE BASED FERTILIZER	2071		310520
AMMONIUM NITRATE EMULSION, intermediate for blasting explosives	3375		360200
AMMONIUM NITRATE GEL, intermediate for blasting explosives	3375		360200
AMMONIUM NITRATE, LIQUID, hot concentrated solution, in a concentration of more than 80% but not more than 93%	2426		310230
AMMONIUM NITRATE SUSPENSION, intermediate for blasting explosives	3375		360200
AMMONIUM NITRATE	0222		310230
AMMONIUM NITRATE with not more than 0.2% combustible substances, including any organic substance calculated as carbon, to the exclusion of any other added substance	1942		310230
AMMONIUM PERCHLORATE	0402		282990
AMMONIUM PERCHLORATE	1442		282990
AMMONIUM PERSULPHATE	1444		283340
AMMONIUM PICRATE dry or wetted with less than 10% water, by mass	0004		290899
AMMONIUM PICRATE, WETTED with not less than 10% water, by mass	1310		290899
AMMONIUM POLYSULPHIDE SOLUTION	2818		283090
AMMONIUM POLYVANADATE	2861		284190
AMMONIUM SULPHIDE SOLUTION	2683		283090
AMMUNITION, ILLUMINATING with or without burster, expelling charge or propelling charge	0171		930690
AMMUNITION, ILLUMINATING with or without burster, expelling charge or propelling charge	0254		930690
AMMUNITION, ILLUMINATING with or without burster, expelling charge or propelling charge	0297		930690
AMMUNITION, INCENDIARY, liquid or gel, with burster, expelling charge or propelling charge	0247		930690
AMMUNITION, INCENDIARY with or without burster, expelling charge or propelling charge	0009		930690
AMMUNITION, INCENDIARY with or without burster, expelling charge or propelling charge	0010		930690
AMMUNITION, INCENDIARY with or without burster, expelling charge or propelling charge	0300		930690
AMMUNITION, INCENDIARY, WHITE PHOSPHORUS with burster, expelling charge or propelling charge	0243		930690
AMMUNITION, INCENDIARY, WHITE PHOSPHORUS with burster, expelling charge or propelling charge	0244		930690
AMMUNITION, PRACTICE	0362		930690
AMMUNITION, PRACTICE	0488		930690
AMMUNITION, PROOF	0363		930690
AMMUNITION, SMOKE with or without burster, expelling charge or propelling charge	0015		930690
AMMUNITION, SMOKE with or without burster, expelling charge or propelling charge	0016		930690
AMMUNITION, SMOKE with or without burster, expelling charge or propelling charge	0303		930690
AMMUNITION, SMOKE, WHITE PHOSPHORUS with burster, expelling charge or propelling charge	0245		930690
AMMUNITION, SMOKE, WHITE PHOSPHORUS with burster, expelling charge or propelling charge	0246		930690
AMMUNITION, TEAR-PRODUCING, NON-EXPLOSIVE without burster or expelling charge, non-fuzed	2017		930690
AMMUNITION, TEAR-PRODUCING with burster, expelling charge or propelling charge	0018		930690
AMMUNITION, TEAR-PRODUCING with burster, expelling charge or propelling charge	0019		930690
AMMUNITION, TEAR-PRODUCING with burster, expelling charge or propelling charge	0301		930690
AMMUNITION, TOXIC with burster, expelling charge or propelling charge	0020	Prohibited	
AMMUNITION, TOXIC with burster, expelling charge or propelling charge	0021	Prohibited	
AMMUNITION, TOXIC, NON-EXPLOSIVE without burster or expelling charge, non-fuzed	2016		930690
Amosite: see	2212		252490
AMYL ACETATES	1104		291539
AMYL ACID PHOSPHATE	2819		291990
AMYLAMINE	1106		292119
AMYL BUTYRATES	2620		291590
AMYL CHLORIDE	1107		290319
n-AMYLENE	1108		290129
AMYL FORMATES	1109		291513
AMYL MERCAPTAN	1111		293090
n-AMYL METHYL KETONE	1110		291419
AMYL NITRATE	1112		292090
AMYL NITRITE	1113		292090
AMYLTRICHLOROSILANE	1728		293100
ANILINE	1547		292141
ANILINE HYDROCHLORIDE	1548		292141
ANISIDINES	2431		292229
ANISOLE	2222		290930
ANISOYL CHLORIDE	1729		291899
Anthophyllite: see	2212		252490

ANTIMONY COMPOUND, INORGANIC, LIQUID, N.O.S.	3141	28++++
ANTIMONY COMPOUND, INORGANIC, SOLID, N.O.S.	1549	28++++
Antimony hydride: see	2676	285000
ANTIMONY LACTATE	1550	291811
ANTIMONY PENTACHLORIDE, LIQUID	1730	282739
ANTIMONY PENTACHLORIDE SOLUTION	1731	282739
ANTIMONY PENTAFLUORIDE	1732	282619
ANTIMONY POTASSIUM TARTRATE	1551	291813
ANTIMONY POWDER	2871	811010
ANTIMONY TRICHLORIDE	1733	282739
ARGON, COMPRESSED	1006	280421
ARGON, REFRIGERATED LIQUID	1951	280421
Arsenates, n.o.s.: see	1556	284290
Arsenates, n.o.s.: see	1557	284290
ARSENIC	1558	280480
ARSENIC ACID, LIQUID	1553	281119
ARSENIC ACID, SOLID	1554	281119
ARSENICAL DUST	1562	280480
ARSENICAL PESTICIDE, LIQUID, FLAMMABLE, TOXIC, flash-point less than 23 °C	2760	3808++
ARSENICAL PESTICIDE, LIQUID, TOXIC	2994	3808++
ARSENICAL PESTICIDE, LIQUID, TOXIC, FLAMMABLE, flash-point not less than 23 °C	2993	3808++
ARSENICAL PESTICIDE, SOLID, TOXIC	2759	3808++
ARSENIC BROMIDE	1555	281290
ARSENIC COMPOUND, LIQUID, N.O.S., inorganic	1556	28++++
ARSENIC COMPOUND, SOLID, N.O.S., inorganic	1557	28++++
ARSENIC PENTOXIDE	1559	282590
Arsenic sulphides, n.o.s.: see	1556	281390
Arsenic sulphides, n.o.s.: see	1557	281390
ARSENIC TRICHLORIDE	1560	281210
ARSENIC TRIOXIDE	1561	282590
Arsenites, n.o.s.: see	1556	284290
Arsenites, n.o.s.: see	1557	284290
ARSINE	2188	285000
ARSINE, ADSORBED	3522	285000
ARTICLES CONTAINING A SUBSTANCE LIABLE TO SPONTANEOUS COMBUSTION, N.O.S.	3542	+++++
ARTICLES CONTAINING A SUBSTANCE WHICH IN CONTACT WITH WATER EMITS FLAMMABLE GASES, N.O.S.	3543	+++++
ARTICLES CONTAINING CORROSIVE SUBSTANCE, N.O.S.	3547	+++++
ARTICLES CONTAINING FLAMMABLE GAS, N.O.S.	3537	+++++
ARTICLES CONTAINING FLAMMABLE LIQUID, N.O.S.	3540	+++++
ARTICLES CONTAINING FLAMMABLE SOLID, N.O.S.	3541	+++++
ARTICLES CONTAINING MISCELLANEOUS DANGEROUS GOODS, N.O.S.	3548	+++++
ARTICLES CONTAINING NON-FLAMMABLE, NON TOXIC GAS, N.O.S.	3538	+++++
ARTICLES CONTAINING ORGANIC PEROXIDE, N.O.S.	3545	+++++
ARTICLES CONTAINING OXIDIZING SUBSTANCE, N.O.S.	3544	+++++
ARTICLES CONTAINING TOXIC GAS, N.O.S.	3539	+++++
ARTICLES CONTAINING TOXIC SUBSTANCE, N.O.S.	3546	+++++
ARTICLES, EEI	0486	930690
ARTICLES, EXPLOSIVE, EXTREMELY INSENSITIVE	0486	930690
ARTICLES, EXPLOSIVE, N.O.S.	0349	930690
ARTICLES, EXPLOSIVE, N.O.S.	0350	930690
ARTICLES, EXPLOSIVE, N.O.S.	0351	930690
ARTICLES, EXPLOSIVE, N.O.S.	0352	930690
ARTICLES, EXPLOSIVE, N.O.S.	0353	930690
ARTICLES, EXPLOSIVE, N.O.S.	0354	930690
ARTICLES, EXPLOSIVE, N.O.S.	0355	930690
ARTICLES, EXPLOSIVE, N.O.S.	0356	930690
ARTICLES, EXPLOSIVE, N.O.S.	0462	930690
ARTICLES, EXPLOSIVE, N.O.S.	0463	930690
ARTICLES, EXPLOSIVE, N.O.S.	0464	930690
ARTICLES, EXPLOSIVE, N.O.S.	0465	930690
ARTICLES, EXPLOSIVE, N.O.S.	0466	930690
ARTICLES, EXPLOSIVE, N.O.S.	0467	930690
ARTICLES, EXPLOSIVE, N.O.S.	0468	930690
ARTICLES, EXPLOSIVE, N.O.S.	0469	930690
ARTICLES, EXPLOSIVE, N.O.S.	0470	930690
ARTICLES, EXPLOSIVE, N.O.S.	0471	930690
ARTICLES, EXPLOSIVE, N.O.S.	0472	930690
ARTICLES, PRESSURIZED, HYDRAULIC (containing non-flammable gas)	3164	+++++
ARTICLES, PRESSURIZED, PNEUMATIC (containing non-flammable gas)	3164	+++++
ARTICLES, PYROPHORIC	0380	930690
ARTICLES, PYROTECHNIC for technical purposes	0428	360490
ARTICLES, PYROTECHNIC for technical purposes	0429	360490

ARTICLES, PYROTECHNIC for technical purposes	0430		360490
ARTICLES, PYROTECHNIC for technical purposes	0431		360490
ARTICLES, PYROTECHNIC for technical purposes	0432		360490
ARYLSULPHONIC ACIDS, LIQUID with more than 5% free sulphuric acid	2584		290410
ARYLSULPHONIC ACIDS, LIQUID with not more than 5% free sulphuric acid	2586		290410
ARYLSULPHONIC ACIDS, SOLID with more than 5% free sulphuric acid	2583		290410
ARYLSULPHONIC ACIDS, SOLID with not more than 5% free sulphuric acid	2585		290410
ASBESTOS, AMPHIBOLE	2212		252410
ASBESTOS, CHRYSOTILE	2590		252490
Aviation regulated liquid, n.o.s.	3334	Exempt	+++++
Aviation regulated solid, n.o.s.	3335	Exempt	+++++
AZODICARBONAMIDE	3242		292700
BARIUM	1400		280519
BARIUM ALLOYS, PYROPHORIC	1854		280519
BARIUM AZIDE, dry or wetted with less than 50% water, by mass	0224	Prohibited	
BARIUM AZIDE, WETTED with not less than 50% water, by mass	1571		285000
BARIUM BROMATE	2719		282990
BARIUM CHLORATE, SOLID	1445		282919
BARIUM CHLORATE SOLUTION	3405		282919
BARIUM COMPOUND, N.O.S.	1564		+++++
BARIUM CYANIDE	1565		283719
BARIUM HYPOCHLORITE with more than 22% available chlorine	2741		282890
BARIUM NITRATE	1446		283429
BARIUM OXIDE	1884		281640
BARIUM PERCHLORATE, SOLID	1447		282990
BARIUM PERCHLORATE SOLUTION	3406		282990
BARIUM PERMANGANATE	1448		284169
BARIUM PEROXIDE	1449		281640
BATTERIES, CONTAINING SODIUM	3292		8506++
BATTERIES, DRY, CONTAINING POTASSIUM HYDROXIDE SOLID, electric storage	3028		8507++
Batteries, nickel-metal hydride	3496	Exempt	850680
BATTERIES, WET, FILLED WITH ACID, electric storage	2794		8507++
BATTERIES, WET, FILLED WITH ALKALI, electric storage	2795		8507++
BATTERIES, WET, NON-SPILLABLE, electric storage	2800		8507++
BATTERY FLUID, ACID	2796		280700
BATTERY FLUID, ALKALI	2797		2815++
BATTERY-POWERED EQUIPMENT	3171		+++++
BATTERY-POWERED VEHICLE	3171		+++++
BENZALDEHYDE	1990		291221
BENZENE	1114		290220 270710
BENZENESULPHONYL CHLORIDE	2225		290490
BENZIDINE	1885		292159
BENZONITRILE	2224		292690
BENZOQUINONE	2587		291469
BENZOTRICHLORIDE	2226		290399
BENZOTRIFLUORIDE	2338		290399
BENZOYL CHLORIDE	1736		291632
BENZYL BROMIDE	1737		290399
BENZYL CHLORIDE	1738		290399
BENZYL CHLOROFORMATE	1739		291590
Benzyl cyanide: see	2470		292690
BENZYLDIMETHYLAMINE	2619		292149
BENZYLIDENE CHLORIDE	1886		290399
BENZYL IODIDE	2653		290399
BERYLLIUM COMPOUND, N.O.S.	1566		28++++
BERYLLIUM NITRATE	2464		283429
BERYLLIUM POWDER	1567		811212
Bhusa	1327	Exempt	121300
BICYCLO[2.2.1]HEPTA-2,5-DIENE, STABILIZED	2251		290219
BIOLOGICAL SUBSTANCE, CATEGORY B	3373		+++++
BIOMEDICAL WASTE, N.O.S.	3291		382530
BIPYRIDILIUM PESTICIDE, LIQUID, FLAMMABLE, TOXIC, flash-point less than 23 °C	2782		380893
BIPYRIDILIUM PESTICIDE, LIQUID, TOXIC	3016		380893
BIPYRIDILIUM PESTICIDE, LIQUID, TOXIC, FLAMMABLE, flash-point not less than 23 °C	3015		380893
BIPYRIDILIUM PESTICIDE, SOLID, TOXIC	2781		380893
BISULPHATES, AQUEOUS SOLUTION	2837		283329
BISULPHITES, AQUEOUS SOLUTION, N.O.S.	2693		283220
BLACK POWDER, COMPRESSED	0028		360200
BLACK POWDER, granular or as a meal	0027		360200
BLACK POWDER, IN PELLETS	0028		360200
BOMBS, PHOTO-FLASH	0037		930690
BOMBS, PHOTO-FLASH	0038		930690

BOMBS, PHOTO-FLASH	0039	930690
BOMBS, PHOTO-FLASH	0299	930690
BOMBS, SMOKE, NON-EXPLOSIVE with corrosive liquid, without initiating device	2028	930690
BOMBS with bursting charge	0033	930690
BOMBS with bursting charge	0034	930690
BOMBS with bursting charge	0035	930690
BOMBS with bursting charge	0291	930690
BOMBS WITH FLAMMABLE LIQUID with bursting charge	0399	930690
BOMBS WITH FLAMMABLE LIQUID with bursting charge	0400	930690
BOOSTERS WITH DETONATOR	0225	360300
BOOSTERS WITH DETONATOR	0268	360300
BOOSTERS without detonator	0042	360300
BOOSTERS without detonator	0283	360300
BORNEOL	1312	290619
BORON TRIBROMIDE	2692	281290
BORON TRICHLORIDE	1741	281210
BORON TRIFLUORIDE	1008	281290
BORON TRIFLUORIDE, ADSORBED	3519	281290
BORON TRIFLUORIDE ACETIC ACID COMPLEX, LIQUID	1742	294200
BORON TRIFLUORIDE ACETIC ACID COMPLEX, SOLID	3419	294200
BORON TRIFLUORIDE DIETHYL ETHERATE	2604	294200
BORON TRIFLUORIDE DIHYDRATE	2851	294200
BORON TRIFLUORIDE DIMETHYL ETHERATE	2965	294200
BORON TRIFLUORIDE PROPIONIC ACID COMPLEX, LIQUID	1743	294200
BORON TRIFLUORIDE PROPIONIC ACID COMPLEX, SOLID	3420	294200
BROMATES, INORGANIC, AQUEOUS SOLUTION, N.O.S.	3213	282990
BROMATES, INORGANIC, N.O.S.	1450	282990
BROMINE	1744	280130
BROMINE CHLORIDE	2901	281210
BROMINE PENTAFLUORIDE	1745	281290
BROMINE SOLUTION	1744	280130
BROMINE TRIFLUORIDE	1746	281290
BROMOACETIC ACID, SOLID	3425	291590
BROMOACETIC ACID SOLUTION	1938	291590
BROMOACETONE	1569	291470
omega-Bromoacetone: see	2645	291470
BROMOACETYL BROMIDE	2513	291590
BROMOBENZENE	2514	290399
BROMOBENZYL CYANIDES, LIQUID	1694	292690
BROMOBENZYL CYANIDES, SOLID	3449	292690
1-BROMOBUTANE	1126	290339
2-BROMOBUTANE	2339	290339
BROMOCHLOROMETHANE	1887	290379
1-BROMO-3-CHLOROPROPANE	2688	290379
2-BROMOETHYL ETHYL ETHER	2340	290919
BROMOFORM	2515	290339
1-BROMO-3-METHYLBUTANE	2341	290339
BROMOMETHYLPROPANES	2342	290339
2-BROMO-2-NITROPROPANE-1,3-DIOL	3241	290559
2-BROMOPENTANE	2343	290339
BROMOPROPANES	2344	290339
3-BROMOPROPYNE	2345	290339
BROMOTRIFLUOROETHYLENE	2419	290378
BROMOTRIFLUOROMETHANE	1009	290376
BRUCINE	1570	293999
BURSTERS, explosive	0043	930690
BUTADIENES AND HYDROCARBON MIXTURE, STABILIZED, having a vapour pressure at 70 °C not exceeding 1.1 MPa (11 bar) and a density at 50 °C not lower than 0.525 kg/l	1010	271114
BUTADIENES, STABILIZED (1,2-butadiene)	1010	271114 290129
BUTADIENES, STABILIZED (1,3-butadiene)	1010	271114 290124
BUTANE	1011	271113 290110
BUTANEDIONE	2346	291419
BUTANOLS	1120	290514 290513
BUTYL ACETATES	1123	291533 291539
BUTYL ACID PHOSPHATE	1718	291990
BUTYL ACRYLATES, STABILIZED	2348	291612
n-BUTYLAMINE	1125	292119
N-BUTYLANILINE	2738	292142

BUTYLBENZENES	2709		290290
n-Butyl bromide: see	1126		290339
Butyl chlorides: see	1127		290319
n-BUTYL CHLOROFORMATE	2743		291590
tert-BUTYLCYCLOHEXYL CHLOROFORMATE	2747		291590
1-BUTYLENE	1012		290123
cis-2-BUTYLENE	1012		290123
trans-2-BUTYLENE	1012		290123
BUTYLENES MIXTURE	1012		271114 290123
1,2-BUTYLENE OXIDE, STABILIZED	3022		291090
n-BUTYL FORMATE	1128		291513
tert-BUTYL HYPOCHLORITE	3255	Prohibited	
N,n-BUTYLIMIDAZOLE	2690		293329
n-BUTYL ISOCYANATE	2485		292910
tert-BUTYL ISOCYANATE	2484		292910
BUTYL MERCAPTAN	2347		293090
n-BUTYL METHACRYLATE, STABILIZED	2227		291614
BUTYL METHYL ETHER	2350		290919
BUTYL NITRITES	2351		292090
BUTYL PROPIONATES	1914		291550
BUTYLTOLUENES	2667		290290
BUTYLTRICHLOROSILANE	1747		293100
5-tert-BUTYL-2,4,6-TRINITRO-m-XYLENE	2956		290420
BUTYL VINYL ETHER, STABILIZED	2352		290919
1,4-BUTYNEDIOL	2716		290539
BUTYRALDEHYDE	1129		291219
BUTYRALDOXIME	2840		292800
BUTYRIC ACID	2820		291560
BUTYRIC ANHYDRIDE	2739		291590
BUTYRONITRILE	2411		292690
BUTYRYL CHLORIDE	2353		291590
CACODYLIC ACID	1572		293100
CADMIUM COMPOUND	2570		+++++
CAESIUM	1407		280519
CAESIUM HYDROXIDE	2682		282590
CAESIUM HYDROXIDE SOLUTION	2681		282590
CAESIUM NITRATE	1451		283429
Cajeputene: see	2052		290219
CALCIUM	1401		280512
CALCIUM ALLOYS, PYROPHORIC	1855		280512
CALCIUM ARSENATE	1573		284290
CALCIUM ARSENATE AND CALCIUM ARSENITE MIXTURE, SOLID	1574		284290
CALCIUM CARBIDE	1402		284910
CALCIUM CHLORATE	1452		282919
CALCIUM CHLORATE, AQUEOUS SOLUTION	2429		282919
CALCIUM CHLORITE	1453		282890
CALCIUM CYANAMIDE with more than 0.1% calcium carbide	1403		310290
CALCIUM CYANIDE	1575		283719
CALCIUM DITHIONITE	1923		283190
CALCIUM HYDRIDE	1404		285000
CALCIUM HYDROSULPHITE	1923		283190
CALCIUM HYPOCHLORITE, DRY	1748		282810
CALCIUM HYPOCHLORITE, DRY, CORROSIVE	3485		282810
CALCIUM HYPOCHLORITE, HYDRATED, CORROSIVE with not less than 5.5% but not more than 16% water	3487		282810
CALCIUM HYPOCHLORITE, HYDRATED MIXTURE, CORROSIVE with not less than 5.5% but not more than	3487		282810
CALCIUM HYPOCHLORITE, HYDRATED MIXTURE, with not less than 5.5% but not more than 16% water	2880		282810
CALCIUM HYPOCHLORITE, HYDRATED, with not less than 5.5% but not more than 16% water	2880		282810
CALCIUM HYPOCHLORITE MIXTURE, DRY, CORROSIVE with more than 10% but not more than 39% available chlorine	3486		282810
CALCIUM HYPOCHLORITE MIXTURE, DRY, CORROSIVE with more than 39% available chlorine (8.8% available oxygen)	3485		282810
CALCIUM HYPOCHLORITE MIXTURE, DRY with more than 10% but not more than 39% available chlorine	2208		282810
CALCIUM HYPOCHLORITE MIXTURE, DRY with more than 39% available chlorine (8.8% available	1748		282810
CALCIUM MANGANESE SILICON	2844		285000
CALCIUM NITRATE	1454		283429
Calcium oxide	1910	Exempt	282590 252220
CALCIUM PERCHLORATE	1455		282990
CALCIUM PERMANGANATE	1456		284169
CALCIUM PEROXIDE	1457		282590

CALCIUM PHOSPHIDE	1360		284800
CALCIUM, PYROPHORIC	1855		280512
CALCIUM RESINATE	1313		380620
CALCIUM RESINATE, FUSED	1314		380620
CALCIUM SILICIDE	1405		285000
Calomel: see	2025		285200
CAMPBOR OIL	1130		151590
CAMPBOR, synthetic	2717		291249
CAPACITOR, ASYMMETRIC (with an energy storage capacity greater than 0.3 Wh)	3508		8532++
CAPACITOR, ELECTRIC DOUBLE LAYER (with an energy storage capacity greater than 0.3 Wh)	3499		8532++
CAPROIC ACID	2829		291590
CARBAMATE PESTICIDE, LIQUID, FLAMMABLE, TOXIC, flash-point less than 23 °C	2758		3808++
CARBAMATE PESTICIDE, LIQUID, TOXIC	2992		3808++
CARBAMATE PESTICIDE, LIQUID, TOXIC, FLAMMABLE, flash-point not less than 23 °C	2991		3808++
CARBAMATE PESTICIDE, SOLID, TOXIC	2757		3808++
CARBON, ACTIVATED	1362		380210
CARBON, animal or vegetable origin	1361		280300
Carbon bisulphide: see	1131		281310
CARBON DIOXIDE	1013		281121
CARBON DIOXIDE, REFRIGERATED LIQUID	2187		281121
Carbon dioxide, solid	1845	Exempt	281121
CARBON DISULPHIDE	1131		281310
CARBON MONOXIDE, COMPRESSED	1016		281129
Carbon paper: see	1379		481160
CARBON TETRABROMIDE	2516		290339
CARBON TETRACHLORIDE	1846		290314
CARBONYL FLUORIDE	2417		281290
CARBONYL SULPHIDE	2204		285300
CARTRIDGES, FLASH	0049		360490
CARTRIDGES, FLASH	0050		360490
CARTRIDGES FOR TOOLS, BLANK	0014		930621 930630
CARTRIDGES FOR WEAPONS with bursting charge	0005		930630 930621
CARTRIDGES FOR WEAPONS with bursting charge	0006		930630 930621
CARTRIDGES FOR WEAPONS with bursting charge	0007		930630 930621
CARTRIDGES FOR WEAPONS with bursting charge	0321		930630 930621
CARTRIDGES FOR WEAPONS with bursting charge	0348		930630 930621
CARTRIDGES FOR WEAPONS with bursting charge	0412		930630 930621
CARTRIDGES FOR WEAPONS, BLANK	0014		930630 930621
CARTRIDGES FOR WEAPONS, BLANK	0326		930630 930621
CARTRIDGES FOR WEAPONS, BLANK	0327		930630 930621
CARTRIDGES FOR WEAPONS, BLANK	0338		930630 930621
CARTRIDGES FOR WEAPONS, BLANK	0413		930630 930621
CARTRIDGES FOR WEAPONS, INERT PROJECTILE	0012		930630 930621
CARTRIDGES FOR WEAPONS, INERT PROJECTILE	0328		930630 930621
CARTRIDGES FOR WEAPONS, INERT PROJECTILE	0339		930630 930621
CARTRIDGES FOR WEAPONS, INERT PROJECTILE	0417		930630 930621
CARTRIDGES, OIL WELL	0277		930630
CARTRIDGES, OIL WELL	0278		930630
CARTRIDGES, POWER DEVICE	0275		930630
CARTRIDGES, POWER DEVICE	0276		930630
CARTRIDGES, POWER DEVICE	0323		930630
CARTRIDGES, POWER DEVICE	0381		930630
CARTRIDGES, SIGNAL	0054		360490
CARTRIDGES, SIGNAL	0312		360490
CARTRIDGES, SIGNAL	0405		360490

CARTRIDGES, SMALL ARMS	0012	930621 930630
CARTRIDGES, SMALL ARMS	0339	930621 930630
CARTRIDGES, SMALL ARMS	0417	930621 930630
CARTRIDGES, SMALL ARMS, BLANK	0014	930621 930630
CARTRIDGES, SMALL ARMS, BLANK	0327	930621 930630
CARTRIDGES, SMALL ARMS, BLANK	0338	930621 930630
CASES, CARTRIDGE, EMPTY, WITH PRIMER	0055	930690
CASES, CARTRIDGE, EMPTY, WITH PRIMER	0379	930690
CASES, COMBUSTIBLE, EMPTY, WITHOUT PRIMER	0446	930690
CASES, COMBUSTIBLE, EMPTY, WITHOUT PRIMER	0447	930690
CASTOR BEANS	2969	120799
CASTOR FLAKE	2969	120799
CASTOR MEAL	2969	120890
CASTOR POMACE	2969	230690
CAUSTIC ALKALI LIQUID, N.O.S.	1719	282590
Caustic potash: see	1814	281520
Caustic soda liquor: see	1824	281512
Caustic soda: see	1824	281512
CELLS, CONTAINING SODIUM	3292	8506++
CELLULOID in block, rods, rolls, sheets, tubes, etc., except scrap	2000	391220
CELLULOID, SCRAP	2002	391590
CERIUM, slabs, ingots or rods	1333	280530
CERIUM, turnings or gritty powder	3078	280530
CHARGES, BURSTING, PLASTICS BONDED	0457	930690
CHARGES, BURSTING, PLASTICS BONDED	0458	930690
CHARGES, BURSTING, PLASTICS BONDED	0459	930690
CHARGES, BURSTING, PLASTICS BONDED	0460	930690
CHARGES, DEMOLITION	0048	930690
CHARGES, DEPTH	0056	930690
CHARGES, EXPLOSIVE, COMMERCIAL without detonator	0442	930690
CHARGES, EXPLOSIVE, COMMERCIAL without detonator	0443	930690
CHARGES, EXPLOSIVE, COMMERCIAL without detonator	0444	930690
CHARGES, EXPLOSIVE, COMMERCIAL without detonator	0445	930690
CHARGES, PROPELLING	0271	930690
CHARGES, PROPELLING	0272	930690
CHARGES, PROPELLING	0415	930690
CHARGES, PROPELLING	0491	930690
CHARGES, PROPELLING, FOR CANNON	0242	930690
CHARGES, PROPELLING, FOR CANNON	0279	930690
CHARGES, PROPELLING, FOR CANNON	0414	930690
CHARGES, SHAPED, FLEXIBLE, LINEAR	0237	360300
CHARGES, SHAPED, FLEXIBLE, LINEAR	0288	360300
CHARGES, SHAPED, without detonator	0059	930690
CHARGES, SHAPED, without detonator	0439	930690
CHARGES, SHAPED, without detonator	0440	930690
CHARGES, SHAPED, without detonator	0441	930690
CHARGES, SUPPLEMENTARY, EXPLOSIVE	0060	930690
CHEMICAL KIT	3316	382200
CHEMICAL SAMPLE, TOXIC	3315	++++++
CHEMICAL UNDER PRESSURE, N.O.S.	3500	380000
CHEMICAL UNDER PRESSURE, CORROSIVE, N.O.S.	3503	380000
CHEMICAL UNDER PRESSURE, FLAMMABLE, N.O.S.	3501	380000
CHEMICAL UNDER PRESSURE, FLAMMABLE, CORROSIVE, N.O.S.	3505	380000
CHEMICAL UNDER PRESSURE, FLAMMABLE, TOXIC, N.O.S.	3504	380000
CHEMICAL UNDER PRESSURE, TOXIC, N.O.S.	3502	380000
CHLORAL, ANHYDROUS, STABILIZED	2075	291300
CHLORATE AND BORATE MIXTURE	1458	28291+ 2840++
CHLORATE AND MAGNESIUM CHLORIDE MIXTURE, SOLID	1459	28291+ 282731
CHLORATE AND MAGNESIUM CHLORIDE MIXTURE SOLUTION	3407	28291+ 282731
CHLORATES, INORGANIC, AQUEOUS SOLUTION, N.O.S.	3210	282919
CHLORATES, INORGANIC, N.O.S.	1461	282919
CHLORIC ACID, AQUEOUS SOLUTION with not more than 10% chloric acid	2626	281119
CHLORINE	1017	280110

CHLORINE, ADSORBED	3520	280110
CHLORINE PENTAFLUORIDE	2548	281290
CHLORINE TRIFLUORIDE	1749	281210
CHLORITES, INORGANIC, N.O.S.	1462	282890
CHLORITE SOLUTION	1908	282890
Chloroacetaldehyde: see	2232	291300
CHLOROACETIC ACID, MOLTEN	3250	291540
CHLOROACETIC ACID, SOLID	1751	291540
CHLOROACETIC ACID SOLUTION	1750	291540
CHLOROACETONE, STABILIZED	1695	291470
CHLOROACETONITRILE	2668	292690
CHLOROACETOPHENONE, LIQUID	3416	291470
CHLOROACETOPHENONE, SOLID	1697	291470
CHLOROACETYL CHLORIDE	1752	291590
CHLOROANILINES, LIQUID	2019	292142
CHLOROANILINES, SOLID	2018	292142
CHLOROANISIDINES	2233	292229
CHLOROBENZENE	1134	290399
CHLOROBENZOTRIFLUORIDES	2234	290399
CHLOROBENZYL CHLORIDES, LIQUID	2235	290399
CHLOROBENZYL CHLORIDES, SOLID	3427	290399
CHLOROBUTANES	1127	290319
CHLOROCRESOLS, SOLID	3437	290819
CHLOROCRESOLS SOLUTION	2669	290819
CHLORODIFLUOROBROMOMETHANE	1974	290376
1-CHLORO-1,1-DIFLUOROETHANE	2517	290379
CHLORODIFLUOROMETHANE	1018	290379
CHLORODIFLUOROMETHANE AND CHLOROPENTAFLUOROETHANE MIXTURE with fixed boiling point, with approximately 49% chlorodifluoromethane	1973	382479
CHLORODINITROBENZENES, LIQUID	1577	290490
CHLORODINITROBENZENES, SOLID	3441	290490
2-CHLOROETHANAL	2232	291300
2-Chloroethanol: see	1135	290559
CHLOROFORM	1888	290313
CHLOROFORMATES, TOXIC, CORROSIVE, FLAMMABLE, N.O.S.	2742	291590
CHLOROFORMATES, TOXIC, CORROSIVE, N.O.S.	3277	291590
CHLOROMETHYL CHLOROFORMATE	2745	291590
CHLOROMETHYL ETHYL ETHER	2354	290919
3-CHLORO-4-METHYLPHENYL ISOCYANATE, LIQUID	2236	292910
3-CHLORO-4-METHYLPHENYL ISOCYANATE, SOLID	3428	292910
CHLORONITROANILINES	2237	292142
CHLORONITROBENZENES, LIQUID	3409	290490
CHLORONITROBENZENES, SOLID	1578	290490
CHLORONITROTOLUENES, LIQUID	2433	290490
CHLORONITROTOLUENES, SOLID	3457	290490
CHLOROPENTAFLUOROETHANE	1020	290377
CHLOROPHENOLATES, LIQUID	2904	290819
CHLOROPHENOLATES, SOLID	2905	290819
CHLOROPHENOLS, LIQUID	2021	290819
CHLOROPHENOLS, SOLID	2020	290819
CHLOROPHENYLTRICHLOROSILANE	1753	293100
CHLOROPICRIN	1580	290491
CHLOROPICRIN AND METHYL BROMIDE MIXTURE with more than 2% chloropicrin	1581	290491
CHLOROPICRIN AND METHYL CHLORIDE MIXTURE	1582	290491
CHLOROPICRIN MIXTURE, N.O.S.	1583	290491
CHLOROPLATINIC ACID, SOLID	2507	281119
CHLOROPRENE, STABILIZED	1991	290329
1-CHLOROPROPANE	1278	290319
2-CHLOROPROPANE	2356	290319
3-CHLOROPROPANOL-1	2849	290559
2-CHLOROPROPENE	2456	290329
2-CHLOROPROPIONIC ACID	2511	291590
2-CHLOROPYRIDINE	2822	293339
CHLOROSILANES, CORROSIVE, FLAMMABLE, N.O.S.	2986	293100
CHLOROSILANES, CORROSIVE, N.O.S.	2987	293100
CHLOROSILANES, FLAMMABLE, CORROSIVE, N.O.S.	2985	293100
CHLOROSILANES, TOXIC, CORROSIVE, FLAMMABLE, N.O.S.	3362	293100
CHLOROSILANES, TOXIC, CORROSIVE, N.O.S.	3361	293100
CHLOROSILANES, WATER-REACTIVE, FLAMMABLE, CORROSIVE, N.O.S.	2988	293100
CHLOROSULPHONIC ACID (with or without sulphur trioxide)	1754	280620
1-CHLORO-1,2,2,2-TETRAFLUOROETHANE	1021	290379
CHLOROTOLUENES	2238	290399
4-CHLORO-o-TOLUIDINE HYDROCHLORIDE, SOLID	1579	292143

4-CHLORO-o-TOLUIDINE HYDROCHLORIDE SOLUTION	3410	292143
CHLOROTOLUIDINES, LIQUID	3429	292143
CHLOROTOLUIDINES, SOLID	2239	292143
1-CHLORO-2,2,2-TRIFLUOROETHANE	1983	290379
CHLOROTRIFLUOROMETHANE	1022	290377
CHLOROTRIFLUOROMETHANE AND TRIFLUOROMETHANE AZEOTROPIC MIXTURE with approximately 60% chlorotrifluoromethane	2599	382471
CHROMIC ACID SOLUTION	1755	281910
CHROMIC FLUORIDE, SOLID	1756	282619
CHROMIC FLUORIDE SOLUTION	1757	282619
Chromium (VI) dichloride dioxide: see	1758	282749
Chromium (III) fluoride, solid: see	1756	282619
CHROMIUM NITRATE	2720	283429
CHROMIUM OXYCHLORIDE	1758	282749
CHROMIUM TRIOXIDE, ANHYDROUS	1463	281910
CHROMOSULPHURIC ACID	2240	280700
Chrysotile: see	2590	252490
Cinene: see	2052	290219
Cinnamene: see	2055	290250
Cinnamol: see	2055	290250
CLINICAL WASTE, UNSPECIFIED, N.O.S.	3291	382530
COAL GAS, COMPRESSED	1023	270500
COAL TAR DISTILLATES, FLAMMABLE	1136	270799
COATING SOLUTION (includes surface treatments or coatings used for industrial or other purposes such as vehicle under coating, drum or barrel lining)	1139	3208++
COBALT NAPHTHENATES, POWDER	2001	291829
COBALT RESINATE, PRECIPITATED	1318	380620
COMPONENTS, EXPLOSIVE TRAIN, N.O.S.	0382	360300
COMPONENTS, EXPLOSIVE TRAIN, N.O.S.	0383	360300
COMPONENTS, EXPLOSIVE TRAIN, N.O.S.	0384	360300
COMPONENTS, EXPLOSIVE TRAIN, N.O.S.	0461	360300
COMPRESSED GAS, FLAMMABLE, N.O.S.	1954	++++++
COMPRESSED GAS, N.O.S.	1956	++++++
COMPRESSED GAS, OXIDIZING, N.O.S.	3156	++++++
COMPRESSED GAS, TOXIC, CORROSIVE, N.O.S.	3304	++++++
COMPRESSED GAS, TOXIC, FLAMMABLE, CORROSIVE, N.O.S.	3305	++++++
COMPRESSED GAS, TOXIC, FLAMMABLE, N.O.S.	1953	++++++
COMPRESSED GAS, TOXIC, N.O.S.	1955	++++++
COMPRESSED GAS, TOXIC, OXIDIZING, CORROSIVE, N.O.S.	3306	++++++
COMPRESSED GAS, TOXIC, OXIDIZING, N.O.S.	3303	++++++
CONTRIVANCES, WATER-ACTIVATED with burster, expelling charge or propelling charge	0248	930690
CONTRIVANCES, WATER-ACTIVATED with burster, expelling charge or propelling charge	0249	930690
COPPER ACETOARSENITE	1585	294200
COPPER ARSENITE	1586	284290
COPPER BASED PESTICIDE, LIQUID, FLAMMABLE, TOXIC, flash-point less than 23 °C	2776	380892
COPPER BASED PESTICIDE, LIQUID, TOXIC	3010	380892
COPPER BASED PESTICIDE, LIQUID, TOXIC, FLAMMABLE, flash-point not less than 23 °C	3009	380892
COPPER BASED PESTICIDE, SOLID, TOXIC	2775	380892
COPPER CHLORATE	2721	282919
COPPER CHLORIDE	2802	282739
COPPER CYANIDE	1587	283719
COPRA	1363	120300
CORD, DETONATING, flexible	0065	360300
CORD, DETONATING, flexible	0289	360300
CORD, DETONATING, metal clad	0102	360300
CORD (FUSE), DETONATING, metal clad	0290	360300
CORD, DETONATING, MILD EFFECT, metal clad	0104	360300
CORD, IGNITER	0066	360300
CORROSIVE LIQUID, ACIDIC, INORGANIC, N.O.S.	3264	28++++
CORROSIVE LIQUID, ACIDIC, ORGANIC, N.O.S.	3265	29++++
CORROSIVE LIQUID, BASIC, INORGANIC, N.O.S.	3266	28++++
CORROSIVE LIQUID, BASIC, ORGANIC, N.O.S.	3267	29++++
CORROSIVE LIQUID, FLAMMABLE, N.O.S.	2920	++++++
CORROSIVE LIQUID, N.O.S.	1760	++++++
CORROSIVE LIQUID, OXIDIZING, N.O.S.	3093	++++++
CORROSIVE LIQUID, SELF-HEATING, N.O.S.	3301	++++++
CORROSIVE LIQUID, TOXIC, N.O.S.	2922	++++++
CORROSIVE LIQUID, WATER-REACTIVE, N.O.S.	3094	++++++
CORROSIVE SOLID, ACIDIC, INORGANIC, N.O.S.	3260	28++++
CORROSIVE SOLID, ACIDIC, ORGANIC, N.O.S.	3261	29++++
CORROSIVE SOLID, BASIC, INORGANIC, N.O.S.	3262	28++++
CORROSIVE SOLID, BASIC, ORGANIC, N.O.S.	3263	29++++
CORROSIVE SOLID, FLAMMABLE, N.O.S.	2921	++++++

CORROSIVE SOLID, N.O.S.	1759	+++++
CORROSIVE SOLID, OXIDIZING, N.O.S.	3084	+++++
CORROSIVE SOLID, SELF-HEATING, N.O.S.	3095	+++++
CORROSIVE SOLID, TOXIC, N.O.S.	2923	+++++
CORROSIVE SOLID, WATER-REACTIVE, N.O.S.	3096	+++++
COTTON WASTE, OILY	1364	5202++
COTTON, WET	1365	520100 520300
COUMARIN DERIVATIVE PESTICIDE, LIQUID, FLAMMABLE, TOXIC, flash-point less than 23 °C	3024	380899
COUMARIN DERIVATIVE PESTICIDE, LIQUID, TOXIC	3026	380899
COUMARIN DERIVATIVE PESTICIDE, LIQUID, TOXIC, FLAMMABLE, flash-point not less than 23 °C	3025	380899
COUMARIN DERIVATIVE PESTICIDE, SOLID, TOXIC	3027	380899
CRESOLS, LIQUID	2076	290712
CRESOLS, SOLID	3455	290712
CRESYLIC ACID	2022	290712
Crocidolite, see:	2212	252410
CROTONALDEHYDE	1143	291219
CROTONALDEHYDE, STABILIZED	1143	291219
CROTONIC ACID, LIQUID	3472	291619
CROTONIC ACID, SOLID	2823	291619
CROTONYLENE	1144	290129
CUPRIETHYLENEDIAMINE SOLUTION	1761	292121
Cutback bitumens at or above 100 °C and below its flash-point: see	3257	271500
Cutback bitumens with a flash-point above 60 °C, at or above its flash-point: see	3256	271500
Cutback bitumens with a flash-point not greater than 60 °C: see	1999	271500
CUTTERS, CABLE, EXPLOSIVE	0070	930690
CYANIDE SOLUTION, N.O.S.	1935	283719
CYANIDES, INORGANIC, SOLID, N.O.S.	1588	283719
CYANOGEN	1026	292690
CYANOGEN BROMIDE	1889	285300
CYANOGEN CHLORIDE, STABILIZED	1589	285300
CYANURIC CHLORIDE	2670	293369
CYCLOBUTANE	2601	290219
CYCLOBUTYL CHLOROFORMATE	2744	291590
1,5,9-CYCLODODECATRIENE	2518	290219
CYCLOHEPTANE	2241	290219
CYCLOHEPTATRIENE	2603	290219
CYCLOHEPTENE	2242	290219
CYCLOHEXANE	1145	290211
CYCLOHEXANONE	1915	291422
CYCLOHEXENE	2256	290219
CYCLOHEXENYLTRICHLOROSILANE	1762	293100
CYCLOHEXYL ACETATE	2243	291539
CYCLOHEXYLAMINE	2357	292130
CYCLOHEXYL ISOCYANATE	2488	292910
CYCLOHEXYL MERCAPTAN	3054	293090
CYCLOHEXYLTRICHLOROSILANE	1763	293100
CYCLONITE AND CYCLOTETRAMETHYLENETETRANITRAMINE MIXTURE, DESENSITIZED with not less than 10% phlegmatizer by mass	0391	293369
CYCLONITE AND CYCLOTETRAMETHYLENETETRANITRAMINE MIXTURE, WETTED with not less than 15% water, by mass	0391	293369
CYCLONITE AND HMX MIXTURE, DESENSITIZED with not less than 10% phlegmatizer by mass	0391	293369
CYCLONITE AND HMX MIXTURE, WETTED with not less than 15% water, by mass	0391	293369
CYCLONITE AND OCTOGEN MIXTURE, DESENSITIZED with not less than 10% phlegmatizer by mass	0391	293369
CYCLONITE AND OCTOGEN MIXTURE, WETTED with not less than 15% water, by mass	0391	293369
CYCLONITE, DESENSITIZED	0483	293369
CYCLONITE, WETTED with not less than 15% water, by mass	0072	293369
CYCLOOCTADIENE PHOSPHINES	2940	293100
CYCLOOCTADIENES	2520	290219
CYCLOOCTATETRAENE	2358	290219
CYCLOPENTANE	1146	290219
CYCLOPENTANOL	2244	290619
CYCLOPENTANONE	2245	291429
CYCLOPENTENE	2246	290219
CYCLOPROPANE	1027	290219
CYCLOTETRAMETHYLENETETRANITRAMINE, DESENSITIZED	0484	293369
CYCLOTETRAMETHYLENETETRANITRAMINE, WETTED with not less than 15% water, by mass	0226	293369
CYCLOTRIMETHYLENETRINITRAMINE AND CYCLOTETRAMETHYLENETETRANITRAMINE MIXTURE, DESENSITIZED with not less than 10% phlegmatizer by mass	0391	293369
CYCLOTRIMETHYLENETRINITRAMINE AND CYCLOTETRAMETHYLENETETRANITRAMINE MIXTURE, WETTED with not less than 15% water, by mass	0391	293369
CYCLOTRIMETHYLENETRINITRAMINE AND HMX MIXTURE, DESENSITIZED with not less than 10% phlegmatizer by mass	0391	293369

CYCLOTRIMETHYLENETRINITRAMINE AND HMX MIXTURE, WETTED with not less than 15% water, by mass	0391		293369
CYCLOTRIMETHYLENETRINITRAMINE AND OCTOGEN MIXTURE, DESENSITIZED with not less than 10% phlegmatizer by mass	0391		293369
CYCLOTRIMETHYLENETRINITRAMINE AND OCTOGEN MIXTURE, WETTED with not less than 15% water, by mass	0391		293369
CYCLOTRIMETHYLENETRINITRAMINE, DESENSITIZED	0483		293369
CYCLOTRIMETHYLENETRINITRAMINE, WETTED with not less than 15% water, by mass	0072		293369
CYMENES	2046		290270
Cymol: see	2046		290270
DANGEROUS GOODS IN APPARATUS	3363		8+++++
DANGEROUS GOODS IN MACHINERY	3363		8+++++
DECABORANE	1868		285000
DECAHYDRONAPHTHALENE	1147		290219
Decalin: see	1147		290219
n-DECANE	2247		290110
DEFLAGRATING METAL SALTS OF AROMATIC NITRODERIVATIVES, N.O.S.	0132		290899
DESENSITIZED EXPLOSIVE, LIQUID, N.O.S.	3379		360200
DESENSITIZED EXPLOSIVE, SOLID, N.O.S.	3380		360200
DETONATOR ASSEMBLIES, NON-ELECTRIC for blasting	0360		360300
DETONATOR ASSEMBLIES, NON-ELECTRIC for blasting	0361		360300
DETONATOR ASSEMBLIES, NON-ELECTRIC for blasting	0500		360300
DETONATORS FOR AMMUNITION	0073		360300
DETONATORS FOR AMMUNITION	0364		360300
DETONATORS FOR AMMUNITION	0365		360300
DETONATORS FOR AMMUNITION	0366		360300
DETONATORS, ELECTRIC for blasting	0030		360300
DETONATORS, ELECTRIC for blasting	0255		360300
DETONATORS, ELECTRIC for blasting	0456		360300
DETONATORS, NON-ELECTRIC for blasting	0029		360300
DETONATORS, NON-ELECTRIC for blasting	0267		360300
DETONATORS, NON-ELECTRIC for blasting	0455		360300
DEUTERIUM, COMPRESSED	1957		284590
DEVICES, SMALL, HYDROCARBON GAS POWERED with release device	3150		+++++
DIACETONE ALCOHOL	1148		291440
DIALLYLAMINE	2359		292119
DIALLYL ETHER	2360		290919
4,4'-DIAMINODIPHENYLMETHANE	2651		292159
Diaminopropylamine: see	2269		292129
DI-n-AMYLAMINE	2841		292119
DIAZODINITROPHENOL, WETTED with not less than 40% water, or mixture of alcohol and water, by mass	0074	Prohibited	
DIBENZYL-DICHLOROSILANE	2434		293100
DIBORANE	1911		285000
1,2-DIBROMOBUTAN-3-ONE	2648		291470
DIBROMOCHLOROPROPANES	2872		290379
DIBROMODIFLUOROMETHANE	1941		290378
DIBROMOMETHANE	2664		290339
DI-n-BUTYLAMINE	2248		292119
DIBUTYLAMINOETHANOL	2873		292219
DIBUTYL ETHERS	1149		290919
DICHLOROACETIC ACID	1764		291540
1,3-DICHLOROACETONE	2649		291470
DICHLOROACETYL CHLORIDE	1765		291590
DICHLOROANILINES, LIQUID	1590		292142
DICHLOROANILINES, SOLID	3442		292142
o-DICHLOROBENZENE	1591		290399
2,2'-DICHLORODIETHYL ETHER	1916		290919
DICHLORODIFLUOROMETHANE	1028		290377
DICHLORODIFLUOROMETHANE AND 1,1-DIFLUOROETHANE AZEOTROPIC MIXTURE with approximately 74% dichlorodifluoromethane	2602		382479
DICHLORODIMETHYL ETHER, SYMMETRICAL	2249	Prohibited	
1,1-DICHLOROETHANE	2362		290319
1,2-DICHLOROETHYLENE	1150		290329
DICHLOROFLUOROMETHANE	1029		290379
alpha-Dichlorohydrin: see	2750		290559
DICHLOROISOCYANURIC ACID SALTS	2465		293369
DICHLOROISOCYANURIC ACID, DRY	2465		293369
DICHLOROISOPROPYL ETHER	2490		290919
DICHLOROMETHANE	1593		290312
1,1-DICHLORO-1-NITROETHANE	2650		290490
DICHLOROPENTANES	1152		290319
DICHLOROPHENYL ISOCYANATES	2250		292910
DICHLOROPHENYLTRICHLOROSILANE	1766		293100

1,2-DICHLOROPROPANE	1279	290319
1,3-DICHLOROPROPANOL-2	2750	290559
DICHLOROPROPENES	2047	290329
DICHLOROSILANE	2189	281210
1,2-DICHLORO-1,1,2,2-TETRAFLUOROETHANE	1958	290377
DICYCLOHEXYLAMINE	2565	292130
DICYCLOHEXYLAMMONIUM NITRITE	2687	292130
DICYCLOPENTADIENE	2048	290219
1,2-DI-(DIMETHYLAMINO) ETHANE	2372	292129
DIDYMIUM NITRATE	1465	283429
DIESEL FUEL	1202	274100
1,2-Diethoxyethane: see	1153	290919
DIETHOXYMETHANE	2373	291100
3,3-DIETHOXYPROPENE	2374	291100
DIETHYLAMINE	1154	292119
2-DIETHYLAMINOETHANOL	2686	292219
3-DIETHYLAMINOPROPYLAMINE	2684	292129
N,N-DIETHYLANILINE	2432	292142
DIETHYLBENZENE	2049	290290
DIETHYL CARBONATE	2366	292090
DIETHYLDICHLOROSILANE	1767	293100
Diethylenediamine: see	2579	293359
DIETHYLENEGLYCOL DINITRATE, DESENSITIZED with not less than 25% non-volatile, water-insoluble phlegmatizer, by mass	0075	292090
DIETHYLENETRIAMINE	2079	292129
DIETHYL ETHER	1155	290911
N,N-DIETHYLETHYLENEDIAMINE	2685	292129
DIETHYL KETONE	1156	291419
DIETHYL SULPHATE	1594	292090
DIETHYL SULPHIDE	2375	293090
DIETHYLTHIOPHOSPHORYL CHLORIDE	2751	292019
1,1-DIFLUOROETHANE	1030	290339
1,1-DIFLUOROETHYLENE	1959	290339
DIFLUOROMETHANE	3252	290339
Difluoromethane, pentafluoroethane, and 1,1,1,2-tetrafluoroethane zeotropic mixture with approximately 10% difluoromethane and 70% pentafluoroethane: see	3339	382474
Difluoromethane, pentafluoroethane, and 1,1,1,2-tetrafluoroethane zeotropic mixture with approximately 20% difluoromethane and 40% pentafluoroethane: see	3338	382474
Difluoromethane, pentafluoroethane, and 1,1,1,2-tetrafluoroethane zeotropic mixture with approximately 23%	3340	382474
DIFLUOROPHOSPHORIC ACID, ANHYDROUS	1768	281119
2,3-DIHYDROPYRAN	2376	293299
DIISOBUTYLAMINE	2361	292119
DIISOBUTYLENE, ISOMERIC COMPOUNDS	2050	290129
DIISOBUTYL KETONE	1157	291419
DIISOCTYL ACID PHOSPHATE	1902	291990
DIISOPROPYLAMINE	1158	292119
DIISOPROPYL ETHER	1159	290919
DIKETENE, STABILIZED	2521	293220
1,1-DIMETHOXYETHANE	2377	291100
1,2-DIMETHOXYETHANE	2252	290919
DIMETHYLAMINE, ANHYDROUS	1032	292111
DIMETHYLAMINE AQUEOUS SOLUTION	1160	292111
2-DIMETHYLAMINOACETONITRILE	2378	292690
2-DIMETHYLAMINOETHANOL	2051	292219
2-DIMETHYLAMINOETHYL ACRYLATE, STABILIZED	3302	292219
2-DIMETHYLAMINOETHYL METHACRYLATE	2522	292219
N,N-DIMETHYLANILINE	2253	292142
2,3-DIMETHYLBUTANE	2457	290110
1,3-DIMETHYLBUTYLAMINE	2379	292119
DIMETHYLCARBAMOYL CHLORIDE	2262	292419
DIMETHYL CARBONATE	1161	292090
DIMETHYLCYCLOHEXANES	2263	290219
N,N-DIMETHYLCYCLOHEXYLAMINE	2264	292130
DIMETHYLDICHLOROSILANE	1162	293100
DIMETHYLDIETHOXYLANE	2380	293100
DIMETHYLDIOXANES	2707	293299
DIMETHYL DISULPHIDE	2381	293090
DIMETHYL ETHER	1033	290919
N,N-DIMETHYLFORMAMIDE	2265	292419
DIMETHYLHYDRAZINE, SYMMETRICAL	2382	292800
DIMETHYLHYDRAZINE, UNSYMMETRICAL	1163	292800
2,2-DIMETHYLPROPANE	2044	290110

DIMETHYL-N-PROPYLAMINE	2266		292119
DIMETHYL SULPHATE	1595		292090
DIMETHYL SULPHIDE	1164		293090
DIMETHYL THIOPHOSPHORYL CHLORIDE	2267		292019
DINGU	0489		293399
DINITROANILINES	1596		292142
DINITROBENZENES, LIQUID	1597		290420
DINITROBENZENES, SOLID	3443		290420
DINITRO- <i>o</i> -CRESOL	1598		290899
DINITROGEN TETROXIDE	1067		281129
DINITROGLYCOLURIL	0489		293399
DINITROPHENOL, dry or wetted with less than 15% water, by mass	0076		290899
DINITROPHENOL SOLUTION	1599		290899
DINITROPHENOL, WETTED with not less than 15% water, by mass	1320		290899
DINITROPHENOLATES, alkali metals, dry or wetted with less than 15% water, by mass	0077		290899
DINITROPHENOLATES, WETTED with not less than 15% water, by mass	1321		290899
DINITRORESORCINOL, dry or wetted with less than 15% water, by mass	0078		290899
DINITRORESORCINOL, WETTED with not less than 15% water, by mass	1322		290899
DINITROSOBENZENE	0406		290420
DINITROTOLUENES, LIQUID	2038		290420
DINITROTOLUENES, MOLTEN	1600		290420
DINITROTOLUENES, SOLID	3454		290420
DIOXANE	1165		293299
DIOXOLANE	1166		293299
DIPENTENE	2052		290219
DIPHENYLAMINE CHLOROARSINE	1698		293499
DIPHENYLCHLOROARSINE, LIQUID	1699		293100
DIPHENYLCHLOROARSINE, SOLID	3450		293100
DIPHENYLDICHLOROSILANE	1769		293100
DIPHENYLMETHYL BROMIDE	1770		290399
DIPICRYLAMINE	0079		292144
DIPICRYL SULPHIDE, dry or wetted with less than 10% water, by mass	0401		290899
DIPICRYL SULPHIDE, WETTED with not less than 10% water, by mass	2852		290899
DIPROPYLAMINE	2383		292119
Dipropylene triamine: see	2269		292129
DI-n-PROPYL ETHER	2384		290919
DIPROPYL KETONE	2710		291419
DISINFECTANT, LIQUID, CORROSIVE, N.O.S.	1903		380894
DISINFECTANT, LIQUID, TOXIC, N.O.S.	3142		380894
DISINFECTANT, SOLID, TOXIC, N.O.S.	1601		380894
DISODIUM TRIOXOSILICATE	3253		283911
DIVINYL ETHER, STABILIZED	1167		290919
DODECYLTRICHLOROSILANE	1771		293100
Drum or barrel lining: see	1139		3208++
Dry ice	1845	Exempt	281121
DYE INTERMEDIATE, LIQUID, CORROSIVE, N.O.S.	2801		+++++
DYE INTERMEDIATE, LIQUID, TOXIC, N.O.S.	1602		+++++
DYE INTERMEDIATE, SOLID, CORROSIVE, N.O.S.	3147		+++++
DYE INTERMEDIATE, SOLID, TOXIC, N.O.S.	3143		+++++
DYE, LIQUID, CORROSIVE, N.O.S.	2801		320+++
DYE, LIQUID, TOXIC, N.O.S.	1602		320+++
DYE, SOLID, CORROSIVE, N.O.S.	3147		320+++
DYE, SOLID, TOXIC, N.O.S.	3143		320+++
Electric storage batteries: see	2794		8507++
Electric storage batteries: see	2795		8507++
Electric storage batteries: see	2800		8507++
Electric storage batteries: see	3028		8507++
ELEVATED TEMPERATURE LIQUID, FLAMMABLE, N.O.S. with flash-point above 60 °C, at or above its flash-point	3256		+++++
ELEVATED TEMPERATURE LIQUID, N.O.S., at or above 100 °C and below its flash-point (including molten metals, molten salts, etc.)	3257		+++++
ELEVATED TEMPERATURE SOLID, N.O.S., at or above 240 °C	3258		+++++
EMPTY BATTERY-WAGON		4.3.2.4	992+++
EMPTY DEMOUNTABLE TANK		4.3.2.4	+++++
EMPTY IBC		4.1.1.11	+++++
EMPTY INTERMEDIATE BULK CONTAINER (IBC)		4.1.1.11	+++++
EMPTY LARGE CONTAINER		7.3	993+++
EMPTY LARGE PACKAGING		4.1.1.11	+++++
EMPTY MEGC		4.3.2.4	993+++
EMPTY PACKAGING		4.1.1.11	+++++
EMPTY PORTABLE TANK		4.2.1.5, 4.2.2.6	993+++
EMPTY RECEPTACLE		4.1.6	+++++

EMPTY SMALL CONTAINER		7.3	+++++
EMPTY TANK-CONTAINER		4.3.2.4	993+++
EMPTY TANK WAGON		4.3.2.4	992+++
EMPTY WAGON		7.3	992+++
Enamel: see	1263		3208++
Enamel: see	3066		3208++
Enamel: see	3469		3208++
Enamel: see	3470		3208++
ENGINE, FUEL CELL, FLAMMABLE GAS POWERED	3529		8407++
ENGINE, FUEL CELL, FLAMMABLE LIQUID POWERED	3528		8407++
ENGINE, INTERNAL COMBUSTION	3530		8407++
ENGINE, INTERNAL COMBUSTION, FLAMMABLE GAS POWERED	3529		8407++
ENGINE, INTERNAL COMBUSTION, FLAMMABLE LIQUID POWERED	3528		8407++
ENVIRONMENTALLY HAZARDOUS SUBSTANCE, LIQUID, N.O.S.	3082		+++++
ENVIRONMENTALLY HAZARDOUS SUBSTANCE, SOLID, N.O.S.	3077		+++++
EPIBROMOHYDRIN	2558		291090
EPICHLOROHYDRIN	2023		291030
1,2-EPOXY-3-ETHOXYPROPANE	2752		291090
ESTERS, N.O.S.	3272		29++++
ETHANE	1035		290110
ETHANE, REFRIGERATED LIQUID	1961		290110
ETHANOL	1170		220710 220720
ETHANOL AND GASOLINE MIXTURE, with more than 10% ethanol	3475		272200 272400
ETHANOL AND MOTOR SPIRIT MIXTURE, with more than 10% ethanol	3475		272200 272400
ETHANOL AND PETROL MIXTURE, with more than 10% ethanol	3475		272200 272400
ETHANOL SOLUTION	1170		220890
ETHANOLAMINE	2491		292211
ETHANOLAMINE SOLUTION	2491		292211
ETHERS, N.O.S.	3271		2909++
2-Ethoxyethanol: see	1171		290944
2-Ethoxyethyl acetate: see	1172		291539
ETHYL ACETATE	1173		291531
ETHYLACETYLENE, STABILIZED	2452		290129
ETHYL ACRYLATE, STABILIZED	1917		291612
ETHYL ALCOHOL	1170		220710 220720
ETHYL ALCOHOL SOLUTION	1170		220890
ETHYLAMINE	1036		292119
ETHYLAMINE, AQUEOUS SOLUTION with not less than 50% but not more than 70% ethylamine	2270		292119
ETHYL AMYL KETONE	2271		291419
N-ETHYLANILINE	2272		292142
2-ETHYLANILINE	2273		292149
ETHYLBENZENE	1175		290260
N-ETHYL-N-BENZYLANILINE	2274		292149
N-ETHYLBENZYL TOLUIDINES, LIQUID	2753		292149
N-ETHYLBENZYL TOLUIDINES, SOLID	3460		292149
ETHYL BORATE	1176		292090
ETHYL BROMIDE	1891		290339
ETHYL BROMOACETATE	1603		291590
2-ETHYLBUTANOL	2275		290519
2-ETHYLBUTYL ACETATE	1177		291539
ETHYL BUTYL ETHER	1179		290919
2-ETHYLBUTYRALDEHYDE	1178		291219
ETHYL BUTYRATE	1180		291560
ETHYL CHLORIDE	1037		290311
ETHYL CHLOROACETATE	1181		291540
ETHYL CHLOROFORMATE	1182		291590
ETHYL 2-CHLOROPROPIONATE	2935		291590
ETHYL CHLOROTHIOFORMATE	2826		293090
ETHYL CROTONATE	1862		291619
ETHYLDICHLOROARSINE	1892		293100
ETHYLDICHLOROSILANE	1183		293100
ETHYLENE, ACETYLENE AND PROPYLENE MIXTURE, REFRIGERATED LIQUID containing at least 71.5% ethylene with not more than 22.5% acetylene and not more than 6% propylene	3138		271119
ETHYLENE	1962		271114 290121
ETHYLENE CHLOROHYDRIN	1135		290559
ETHYLENEDIAMINE	1604		292121
ETHYLENE DIBROMIDE	1605		290331

ETHYLENE DICHLORIDE	1184	290315
ETHYLENE GLYCOL DIETHYL ETHER	1153	290944
ETHYLENE GLYCOL MONOETHYL ETHER	1171	290944
ETHYLENE GLYCOL MONOETHYL ETHER ACETATE	1172	291539
ETHYLENE GLYCOL MONOMETHYL ETHER	1188	290944
ETHYLENE GLYCOL MONOMETHYL ETHER ACETATE	1189	291539
ETHYLENEIMINE, STABILIZED	1185	293399
ETHYLENE OXIDE	1040	291010
ETHYLENE OXIDE AND CARBON DIOXIDE MIXTURE with more than 87% ethylene oxide	3300	291010 281121
ETHYLENE OXIDE AND CARBON DIOXIDE MIXTURE with more than 9% but not more than 87% ethylene oxide	1041	291010 281121
ETHYLENE OXIDE AND CARBON DIOXIDE MIXTURE with not more than 9% ethylene oxide	1952	291010 281121
ETHYLENE OXIDE AND CHLOROTETRAFLUOROETHANE MIXTURE with not more than 8.8% ethylene oxide	3297	291010 290342
ETHYLENE OXIDE AND DICHLORODIFLUOROMETHANE MIXTURE with not more than 12.5% ethylene oxide	3070	291010 290342
ETHYLENE OXIDE AND PENTAFLUOROETHANE MIXTURE with not more than 7.9% ethylene oxide	3298	291010 290330
ETHYLENE OXIDE AND PROPYLENE OXIDE MIXTURE, not more than 30% ethylene oxide	2983	291010 291020
ETHYLENE OXIDE AND TETRAFLUOROETHANE MIXTURE with not more than 5.6% ethylene oxide	3299	291010 290330
ETHYLENE OXIDE WITH NITROGEN up to a total pressure of 1 MPa (10 bar) at 50 °C	1040	291010
ETHYLENE, REFRIGERATED LIQUID	1038	271114 290121
ETHYL ETHER	1155	290911
ETHYL FLUORIDE	2453	290339
ETHYL FORMATE	1190	291513
2-ETHYLHEXYLAMINE	2276	292119
2-ETHYLHEXYL CHLOROFORMATE	2748	291590
ETHYL ISOBUTYRATE	2385	291560
ETHYL ISOCYANATE	2481	292910
ETHYL LACTATE	1192	291811
ETHYL MERCAPTAN	2363	293090
ETHYL METHACRYLATE, STABILIZED	2277	291614
ETHYL METHYL ETHER	1039	290919
ETHYL METHYL KETONE	1193	291412
ETHYL NITRITE SOLUTION	1194	292090
ETHYL ORTHOFORMATE	2524	291590
ETHYL OXALATE	2525	291711
ETHYLPHENYLDICHLOROSILANE	2435	293100
1-ETHYLPYPERIDINE	2386	293339
ETHYL PROPIONATE	1195	291550
ETHYL PROPYL ETHER	2615	290919
N-ETHYLTOLUIDINES	2754	292143
ETHYLTRICHLOROSILANE	1196	293100
EXPLOSIVE, BLASTING, TYPE A	0081	360100
EXPLOSIVE, BLASTING, TYPE B	0082	360200
EXPLOSIVE, BLASTING, TYPE B	0331	360200
EXPLOSIVE, BLASTING, TYPE C	0083	360200
EXPLOSIVE, BLASTING, TYPE D	0084	360200
EXPLOSIVE, BLASTING, TYPE E	0241	360200
EXPLOSIVE, BLASTING, TYPE E	0332	360200
EXTRACTS, AROMATIC, LIQUID	1169	3301++
EXTRACTS, FLAVOURING, LIQUID	1197	130219
FABRICS, ANIMAL, N.O.S. with oil	1373	5+++++
FABRICS IMPREGNATED WITH WEAKLY NITRATED NITROCELLULOSE, N.O.S.	1353	590390
FABRICS, SYNTHETIC, N.O.S. with oil	1373	5+++++
FABRICS, VEGETABLE, N.O.S. with oil	1373	5+++++
FERRIC ARSENATE	1606	284290
FERRIC ARSENITE	1607	284290
FERRIC CHLORIDE, ANHYDROUS	1773	282739
FERRIC CHLORIDE SOLUTION	2582	282739
FERRIC NITRATE	1466	283429
FERROCERIUM	1323	360690
FERROSILICON with 30% or more but less than 90% silicon	1408	72022+
FERROUS ARSENATE	1608	284290
FERROUS METAL BORINGS, SHAVINGS, TURNINGS or CUTTINGS in a form liable to self-heating	2793	720441
FERTILIZER AMMONIATING SOLUTION with free ammonia	1043	281420 310510

Fibres, animal burnt, wet or damp	1372	Exempt	5+++++
FIBRES, ANIMAL, N.O.S. with oil	1373		5+++++
FIBRES IMPREGNATED WITH WEAKLY NITRATED NITROCELLULOSE, N.O.S.	1353		5+++++
FIBRES, SYNTHETIC, N.O.S. with oil	1373		5+++++
Fibres, vegetable burnt, wet or damp	1372	Exempt	5+++++
Fibres, vegetable, dry	3360	Exempt	5+++++
FIBRES, VEGETABLE, N.O.S. with oil	1373		5+++++
FILMS, NITROCELLULOSE BASE, gelatin coated, except scrap	1324		3706++
FIRE EXTINGUISHER CHARGES, corrosive liquid	1774		381300
FIRE EXTINGUISHERS with compressed or liquefied gas	1044		842410
FIRELIGHTERS, SOLID with flammable liquid	2623		360690
FIREWORKS	0333	2.2.1.1.7	360410
FIREWORKS	0334	2.2.1.1.7	360410
FIREWORKS	0335	2.2.1.1.7	360410
FIREWORKS	0336	2.2.1.1.7	360410
FIREWORKS	0337		360410
FIRST AID KIT	3316		382200
Fish meal, stabilized	2216	Exempt	230120
FISH MEAL, UNSTABILIZED	1374		230120
Fish scrap, stabilized	2216	Exempt	230120
FISH SCRAP, UNSTABILIZED	1374		230120
FLAMMABLE LIQUID, CORROSIVE, N.O.S.	2924		+++++
FLAMMABLE LIQUID, N.O.S.	1993		+++++
FLAMMABLE LIQUID, TOXIC, CORROSIVE, N.O.S.	3286		+++++
FLAMMABLE LIQUID, TOXIC, N.O.S.	1992		+++++
FLAMMABLE SOLID, CORROSIVE, INORGANIC, N.O.S.	3180		28++++
FLAMMABLE SOLID, CORROSIVE, ORGANIC, N.O.S.	2925		29++++
FLAMMABLE SOLID, INORGANIC, N.O.S.	3178		28++++
FLAMMABLE SOLID, ORGANIC, MOLTEN, N.O.S.	3176		29++++
FLAMMABLE SOLID, ORGANIC, N.O.S.	1325		29++++
FLAMMABLE SOLID, OXIDIZING, N.O.S.	3097	Prohibited	
FLAMMABLE SOLID, TOXIC, INORGANIC, N.O.S.	3179		28++++
FLAMMABLE SOLID, TOXIC, ORGANIC, N.O.S.	2926		29++++
FLARES, AERIAL	0093		360490
FLARES, AERIAL	0403		360490
FLARES, AERIAL	0404		360490
FLARES, AERIAL	0420		360490
FLARES, AERIAL	0421		360490
FLARES, SURFACE	0092		360490
FLARES, SURFACE	0418		360490
FLARES, SURFACE	0419		360490
FLASH POWDER	0094		360490
FLASH POWDER	0305		360490
FLUORINE, COMPRESSED	1045		280130
FLUOROACETIC ACID	2642		291590
FLUOROANILINES	2941		292142
FLUOROBENZENE	2387		290399
FLUOROBORIC ACID	1775		281119
FLUOROPHOSPHORIC ACID, ANHYDROUS	1776		281119
FLUROSILICATES, N.O.S.	2856		282690
FLUROSILICIC ACID	1778		281119
FLUROSULPHONIC ACID	1777		281119
FLUOROTOLUENES	2388		290399
FORMALDEHYDE SOLUTION with not less than 25% formaldehyde	2209		291211
FORMALDEHYDE SOLUTION, FLAMMABLE	1198		291211
FORMIC ACID with more than 85% acid by mass	1779		291511
FORMIC ACID with not less than 5% but not more than 85% acid by mass	3412		291511
FRACTURING DEVICES, EXPLOSIVE without detonator, for oil wells	0099		930690
FUEL, AVIATION, TURBINE ENGINE	1863		+++++
FUEL CELL CARTRIDGES CONTAINED IN EQUIPMENT, containing corrosive substances	3477		847+++
FUEL CELL CARTRIDGES CONTAINED IN EQUIPMENT, containing flammable liquids	3473		847+++
FUEL CELL CARTRIDGES CONTAINED IN EQUIPMENT, containing hydrogen in metal hydride	3479		847+++
FUEL CELL CARTRIDGES CONTAINED IN EQUIPMENT, containing liquefied flammable gas	3478		847+++
FUEL CELL CARTRIDGES CONTAINED IN EQUIPMENT, containing water-reactive substances	3476		847+++
FUEL CELL CARTRIDGES, containing corrosive substances	3477		8473++
FUEL CELL CARTRIDGES, containing flammable liquids	3473		8473++
FUEL CELL CARTRIDGES, containing hydrogen in metal hydride	3479		8473++
FUEL CELL CARTRIDGES, containing liquefied flammable gas	3478		8473++
FUEL CELL CARTRIDGES, containing water-reactive substances	3476		8473++
FUEL CELL CARTRIDGES PACKED WITH EQUIPMENT, containing corrosive substances	3477		847+++
FUEL CELL CARTRIDGES PACKED WITH EQUIPMENT, containing flammable liquids	3473		847+++
FUEL CELL CARTRIDGES PACKED WITH EQUIPMENT, containing hydrogen in metal hydride	3479		847+++
FUEL CELL CARTRIDGES PACKED WITH EQUIPMENT, containing liquefied flammable gas	3478		847+++

FUEL CELL CARTRIDGES PACKED WITH EQUIPMENT, containing water-reactive substances	3476		847+++
FUMARYL CHLORIDE	1780		291719
FUMIGATED CARGO TRANSPORT UNIT	3359		++++++
FURALDEHYDES	1199		293212
FURAN	2389		293219
FURFURYL ALCOHOL	2874		293213
FURFURYLAMINE	2526		293219
FUSE, DETONATING, metal clad	0102		360300
FUSE, DETONATING, metal clad	0290		360300
FUSE, DETONATING, MILD EFFECT, metal clad	0104		360300
FUSE, IGNITER, tubular, metal clad	0103		360300
FUSE, NON-DETONATING	0101		360300
FUSEL OIL	1201		290519
FUSE, SAFETY	0105		360300
FUZES, DETONATING	0106		360300
FUZES, DETONATING	0107		360300
FUZES, DETONATING	0257		360300
FUZES, DETONATING	0367		360300
FUZES, DETONATING with protective features	0408		360300
FUZES, DETONATING with protective features	0409		360300
FUZES, DETONATING with protective features	0410		360300
FUZES, IGNITING	0316		360300
FUZES, IGNITING	0317		360300
FUZES, IGNITING	0368		360300
GALLIUM	2803		811292
GAS CARTRIDGES without a release device, non-refillable	2037		++++++
GAS OIL	1202		274200
GASOLINE	1203		272+00
GAS, REFRIGERATED LIQUID, FLAMMABLE, N.O.S.	3312		++++++
GAS, REFRIGERATED LIQUID, N.O.S.	3158		++++++
GAS, REFRIGERATED LIQUID, OXIDIZING, N.O.S.	3311		++++++
GAS SAMPLE, NON-PRESSURIZED, FLAMMABLE, N.O.S., not refrigerated liquid	3167		++++++
GAS SAMPLE, NON-PRESSURIZED, TOXIC, FLAMMABLE, N.O.S., not refrigerated liquid	3168		++++++
GAS SAMPLE, NON-PRESSURIZED, TOXIC, N.O.S., not refrigerated liquid	3169		++++++
GENETICALLY MODIFIED MICROORGANISMS	3245		300290
GENETICALLY MODIFIED ORGANISMS	3245		++++++
GERMANE	2192		285000
GERMANE, ADSORBED	3523		285000
Germanium hydride: see	2192		285000
Glycer-1,3-dichlorohydrin: see	2750		290559
GLYCEROL alpha-MONOCOLOROHYDRIN	2689		290559
GLYCIDALDEHYDE	2622		291249
GRENADES, hand or rifle, with bursting charge	0284		930690
GRENADES, hand or rifle, with bursting charge	0285		930690
GRENADES, hand or rifle, with bursting charge	0292		930690
GRENADES, hand or rifle, with bursting charge	0293		930690
GRENADES, PRACTICE, hand or rifle	0110		930690
GRENADES, PRACTICE, hand or rifle	0318		930690
GRENADES, PRACTICE, hand or rifle	0372		930690
GRENADES, PRACTICE, hand or rifle	0452		930690
GUANIDINE NITRATE	1467		292529
GUANYLNITROSAMINO GUANYLIDENE HYDRAZINE, WETTED with not less than 30% water, by mass	0113	Prohibited	
GUANYLNITROSAMINO GUANYLTETRAZENE, WETTED with not less than 30% water, or mixture of alcohol and water, by mass	0114	Prohibited	
GUNPOWDER, COMPRESSED	0028		360200
GUNPOWDER, granular or as a meal	0027		360200
GUNPOWDER, IN PELLETS	0028		360200
HAFNIUM POWDER, DRY	2545		8112++
HAFNIUM POWDER, WETTED with not less than 25% water	1326		8112++
HALOGENATED MONOMETHYLDIPHENYLMETHANES, LIQUID	3151		290399
HALOGENATED MONOMETHYLDIPHENYLMETHANES, SOLID	3152		290399
Hay	1327	Exempt	121490
HEATING OIL, LIGHT	1202		274300
HELIUM, COMPRESSED	1046		280429
HELIUM, REFRIGERATED LIQUID	1963		280429
HEPTAFLUOROPROPANE	3296		290339
n-HEPTALDEHYDE	3056		291219
HEPTANES	1206		290110
n-HEPTENE	2278		290129
HEXACHLOROACETONE	2661		291470
HEXACHLOROBENZENE	2729		290399
HEXACHLOROBUTADIENE	2279		290329
HEXACHLOROCYCLOPENTADIENE	2646		290389

HEXACHLOROPHENE	2875		290819
HEXADECYLTRICHLOROSILANE	1781		293100
HEXADIENES	2458		290129
HEXAETHYL TETRAPHOSPHATE	1611		291990
HEXAETHYL TETRAPHOSPHATE AND COMPRESSED GAS MIXTURE	1612		291990
HEXAFLUOROACETONE	2420		291470
HEXAFLUOROACETONE HYDRATE, LIQUID	2552		291470
HEXAFLUOROACETONE HYDRATE, SOLID	3436		291470
HEXAFLUOROETHANE	2193		290339
HEXAFLUOROPHOSPHORIC ACID	1782		281119
HEXAFLUOROPROPYLENE	1858		290339
HEXALDEHYDE	1207		291219
HEXAMETHYLENEDIAMINE, SOLID	2280		292122
HEXAMETHYLENEDIAMINE SOLUTION	1783		292122
HEXAMETHYLENE DIISOCYANATE	2281		292910
HEXAMETHYLENEIMINE	2493		293399
HEXAMETHYLENETETRAMINE	1328		293399
HEXANES	1208		290110
HEXANITRODIPHENYLAMINE	0079		292144
HEXANITROSTILBENE	0392		290420
HEXANOLS	2282		290519
1-HEXENE	2370		290129
HEXOGEN AND CYCLOTETRAMETHYLENETETRANITRAMINE MIXTURE, DESENSITIZED with not less than 10% phlegmatizer by mass	0391		293369
HEXOGEN AND CYCLOTETRAMETHYLENETETRANITRAMINE MIXTURE, WETTED with not less than 15% water, by mass	0391		293369
HEXOGEN AND HMX MIXTURE, DESENSITIZED with not less than 10% phlegmatizer by mass	0391		293369
HEXOGEN AND HMX MIXTURE, WETTED with not less than 15% water, by mass	0391		293369
HEXOGEN AND OCTOGEN MIXTURE, DESENSITIZED with not less than 10% phlegmatizer by mass	0391		293369
HEXOGEN AND OCTOGEN MIXTURE, WETTED with not less than 15% water, by mass	0391		293369
HEXOGEN, DESENSITIZED	0483		293369
HEXOGEN, WETTED with not less than 15% water, by mass	0072		293369
HEXOLITE, dry or wetted with less than 15% water, by mass	0118		360200
HEXOTOL, dry or wetted with less than 15% water, by mass	0118		360200
HEXOTONAL	0393		360200
HEXYL	0079		292144
HEXYLTRICHLOROSILANE	1784		293100
HMX, DESENSITIZED	0484		293369
HMX, WETTED with not less than 15% water, by mass	0226		293369
HYDRAZINE AQUEOUS SOLUTION, FLAMMABLE with more than 37% hydrazine, by mass	3484		282510
HYDRAZINE AQUEOUS SOLUTION, with more than 37% hydrazine by mass	2030		282510
HYDRAZINE, ANHYDROUS	2029		282510
HYDRAZINE, AQUEOUS SOLUTION with not more than 37% hydrazine, by mass	3293		282510
HYDRIODIC ACID	1787		281119
HYDROBROMIC ACID	1788		281119
HYDROCARBON GAS MIXTURE, COMPRESSED, N.O.S.	1964		271129
HYDROCARBON GAS MIXTURE, LIQUEFIED, N.O.S.	1965		271119 271113
HYDROCARBON GAS REFILLS FOR SMALL DEVICES with release device	3150		+++++
HYDROCARBONS, LIQUID, N.O.S.	3295		290+++
HYDROCHLORIC ACID	1789		280610
HYDROCYANIC ACID, AQUEOUS SOLUTION with not more than 20% hydrogen cyanide	1613		281112
HYDROFLUORIC ACID	1790		281111
HYDROFLUORIC ACID AND SULPHURIC ACID MIXTURE	1786		281119
HYDROGEN AND METHANE MIXTURE, COMPRESSED	2034		271129
Hydrogen arsenide: see	2188		285000
HYDROGEN BROMIDE, ANHYDROUS	1048		281119
HYDROGEN CHLORIDE, ANHYDROUS	1050		280610
HYDROGEN CHLORIDE, REFRIGERATED LIQUID	2186	Prohibited	
HYDROGEN, COMPRESSED	1049		280410
HYDROGEN CYANIDE, AQUEOUS SOLUTION with not more than 20% hydrogen cyanide	1613		281112
HYDROGEN CYANIDE, SOLUTION IN ALCOHOL with not more than 45% hydrogen cyanide	3294		281119
HYDROGEN CYANIDE, STABILIZED containing less than 3% water	1051		281119
HYDROGEN CYANIDE, STABILIZED, containing less than 3% water and absorbed in a porous inert	1614		281119
HYDROGENDIFLUORIDES, SOLID, N.O.S.	1740		282619
HYDROGENDIFLUORIDES, SOLUTION, N.O.S.	3471		282619
HYDROGEN FLUORIDE, ANHYDROUS	1052		281111
HYDROGEN IN A METAL HYDRIDE STORAGE SYSTEM	3468		285000
HYDROGEN IN A METAL HYDRIDE STORAGE SYSTEM CONTAINED IN EQUIPMENT	3468		285000
HYDROGEN IN A METAL HYDRIDE STORAGE SYSTEM PACKED WITH EQUIPMENT	3468		285000
HYDROGEN IODIDE, ANHYDROUS	2197		281119
HYDROGEN PEROXIDE AND PEROXYACETIC ACID MIXTURE with acid(s), water and not more than 5% peroxyacetic acid, STABILIZED	3149		284700

HYDROGEN PEROXIDE, AQUEOUS SOLUTION with not less than 20% but not more than 60% hydrogen peroxide (stabilized as necessary)	2014		284700
HYDROGEN PEROXIDE, AQUEOUS SOLUTION with not less than 8% but less than 20% hydrogen peroxide (stabilized as necessary)	2984		284700
HYDROGEN PEROXIDE, AQUEOUS SOLUTION, STABILIZED with more than 60% hydrogen peroxide and not more than 70% hydrogen peroxide	2015		284700
HYDROGEN PEROXIDE, AQUEOUS SOLUTION, STABILIZED with more than 70% hydrogen peroxide	2015		284700
HYDROGEN, REFRIGERATED LIQUID	1966		280410
HYDROGEN SELENIDE, ADSORBED	3526		281119
HYDROGEN SELENIDE, ANHYDROUS	2202		281119
Hydrogen silicide: see	2203		285000
HYDROGEN SULPHIDE	1053		281119
1-HYDROXYBENZOTRIAZOLE, ANHYDROUS, dry or wetted with less than 20% water, by mass	0508		293399
1-HYDROXYBENZOTRIAZOLE MONOHYDRATE	3474		293399
3-Hydroxybutan-2-one: see	2621		291440
HYDROXYLAMINE SULPHATE	2865		282510
1-Hydroxy-3-methyl-2-penten-4-yne: see	2705		290529
HYPOCHLORITES, INORGANIC, N.O.S.	3212		282890
HYPOCHLORITE SOLUTION	1791		282890
IGNITERS	0121		360300
IGNITERS	0314		360300
IGNITERS	0315		360300
IGNITERS	0325		360300
IGNITERS	0454		360300
3,3'-IMINODIPROPYLAMINE	2269		292129
INFECTIOUS SUBSTANCE, AFFECTING ANIMALS only	2900		300+++
INFECTIOUS SUBSTANCE, AFFECTING HUMANS	2814		300+++
INSECTICIDE GAS, FLAMMABLE, N.O.S.	3354		3808++
INSECTICIDE GAS, N.O.S.	1968		3808++
INSECTICIDE GAS, TOXIC, FLAMMABLE, N.O.S.	3355		3808++
INSECTICIDE GAS, TOXIC, N.O.S.	1967		3808++
IODINE	3495		280120
IODINE MONOCHLORIDE, LIQUID	3498		281210
IODINE MONOCHLORIDE, SOLID	1792		281210
IODINE PENTAFLUORIDE	2495		281290
2-IODOBUTANE	2390		290339
IODOMETHYLPROPANES	2391		290339
IODOPROPANES	2392		290339
I.p.d.i.: see	2290		292910
Iron (III) chloride, anhydrous: see	1773		282739
Iron chloride, anhydrous: see	1773		282739
IRON OXIDE, SPENT obtained from coal gas purification	1376		282110
IRON PENTACARBONYL	1994		293100
Iron perchloride, anhydrous, see	1773		282739
Iron sesquichloride, anhydrous, see	1773		282739
IRON SPONGE, SPENT obtained from coal gas purification	1376		282110
ISOBUTANE	1969		271113
ISOBUTANOL	1212		290514
ISOBUTYL ACETATE	1213		291539
ISOBUTYL ACRYLATE, STABILIZED	2527		291612
ISOBUTYL ALCOHOL	1212		290514
ISOBUTYL ALDEHYDE	2045		291219
ISOBUTYLAMINE	1214		292119
ISOBUTYLENE	1055		290123
ISOBUTYL FORMATE	2393		291513
ISOBUTYL ISOBUTYRATE	2528		291560
ISOBUTYL ISOCYANATE	2486		292910
ISOBUTYL METHACRYLATE, STABILIZED	2283		291614
ISOBUTYL PROPIONATE	2394		291550
ISOBUTYRALDEHYDE	2045		291219
ISOBUTYRIC ACID	2529		291560
ISOBUTYRONITRILE	2284		292690
ISOBUTYRYL CHLORIDE	2395		291590
ISOCYANATES, FLAMMABLE, TOXIC, N.O.S.	2478		292910
ISOCYANATE SOLUTION, FLAMMABLE, TOXIC, N.O.S.	2478		292910
ISOCYANATE SOLUTION, TOXIC, FLAMMABLE, N.O.S.	3080		292910
ISOCYANATE SOLUTION, TOXIC, N.O.S.	2206		292910
ISOCYANATES, TOXIC, FLAMMABLE, N.O.S.	3080		292910
ISOCYANATES, TOXIC, N.O.S.	2206		292910
ISOCYANATOBENZOTRIFLUORIDES	2285		292910
3-Isocyanatomethyl-3,5,5-trimethylcyclohexyl isocyanate: see	2290		292910
Isododecane: see	2286		290110
ISOHEPTENE	2287		290129

ISOHEXENE	2288		290129
ISOCTENES	1216		290129
Isopentane: see	1265		290110
ISOPENTENES	2371		290129
ISOPHORONEDIAMINE	2289		292239
ISOPHORONE DIISOCYANATE	2290		292910
ISOPRENE, STABILIZED	1218		290124
ISOPROPANOL	1219		290512
ISOPROPENYL ACETATE	2403		291539
ISOPROPENYLBENZENE	2303		290290
ISOPROPYL ACETATE	1220		291539
ISOPROPYL ACID PHOSPHATE	1793		291990
ISOPROPYL ALCOHOL	1219		290512
ISOPROPYLAMINE	1221		292119
ISOPROPYLBENZENE	1918		290270
ISOPROPYL BUTYRATE	2405		291560
Isopropyl chloride: see	2356		290319
ISOPROPYL CHLOROACETATE	2947		291540
ISOPROPYL CHLOROFORMATE	2407		291590
ISOPROPYL 2-CHLOROPROPIONATE	2934		291590
Isopropylethylene: see	2561		290129
ISOPROPYL ISOBUTYRATE	2406		291560
ISOPROPYL ISOCYANATE	2483		292910
Isopropyl mercaptan: see	2402		293090
ISOPROPYL NITRATE	1222		292090
ISOPROPYL PROPIONATE	2409		291550
Isopropyltoluene: see	2046		290270
Isopropyltoluol: see	2046		290270
ISOSORBIDE DINITRATE MIXTURE with not less than 60% lactose, mannose, starch or calcium hydrogen phosphate	2907		293299
ISOSORBIDE-5-MONONITRATE	3251		293299
JET PERFORATING GUNS, CHARGED, oil well, without detonator	0124		930690
JET PERFORATING GUNS, CHARGED, oil well, without detonator	0494		930690
KEROSENE	1223		273100
KETONES, LIQUID, N.O.S.	1224		2914++
KRILL MEAL	3497		030700
KRYPTON, COMPRESSED	1056		280429
KRYPTON, REFRIGERATED LIQUID	1970		280429
Lacquer: see	1263		3208++
Lacquer: see	3066		3208++
Lacquer: see	3469		3208++
Lacquer: see	3470		3208++
LEAD ACETATE	1616		291529
LEAD ARSENATES	1617		284290
LEAD ARSENITES	1618		284290
LEAD AZIDE, WETTED with not less than 20% water, or mixture of alcohol and water, by mass	0129	Prohibited	
LEAD COMPOUND, SOLUBLE, N.O.S.	2291		28++++
LEAD CYANIDE	1620		283719
LEAD DIOXIDE	1872		282490
LEAD NITRATE	1469		283429
LEAD PERCHLORATE, SOLID	1470		282990
LEAD PERCHLORATE SOLUTION	3408		282990
LEAD PHOSPHITE, DIBASIC	2989		283510
LEAD STYPHNATE, WETTED with not less than 20% water, or mixture of alcohol and water, by mass	0130	Prohibited	
LEAD SULPHATE with more than 3% free acid	1794		283329
Lead tetraethyl: see	1649		381111
Lead tetramethyl: see	1649		381111
LEAD TRINITRORESORCINATE, WETTED with not less than 20% water, or mixture of alcohol and water, by mass	0130	Prohibited	
LIFE-SAVING APPLIANCES NOT SELF-INFLATING containing dangerous goods as equipment	3072		890690
LIFE-SAVING APPLIANCES, SELF-INFLATING	2990		890710
LIGHTER REFILLS containing flammable gas	1057		961390
LIGHTERS containing flammable gas	1057		9613++
LIGHTERS, FUSE	0131		360300
Limonene, inactive: see	2052		290219
LIQUEFIED GASES, non-flammable, charged with nitrogen, carbon dioxide or air	1058		+++++
LIQUEFIED GAS, FLAMMABLE, N.O.S.	3161		+++++
LIQUEFIED GAS, N.O.S.	3163		+++++
LIQUEFIED GAS, OXIDIZING, N.O.S.	3157		+++++
LIQUEFIED GAS, TOXIC, CORROSIVE, N.O.S.	3308		+++++
LIQUEFIED GAS, TOXIC, FLAMMABLE, CORROSIVE, N.O.S.	3309		+++++
LIQUEFIED GAS, TOXIC, FLAMMABLE, N.O.S.	3160		+++++
LIQUEFIED GAS, TOXIC, N.O.S.	3162		+++++

LIQUEFIED GAS, TOXIC, OXIDIZING, CORROSIVE, N.O.S.	3310		+++++
LIQUEFIED GAS, TOXIC, OXIDIZING, N.O.S.	3307		+++++
Liquid filler: see	1263		3208++
Liquid filler: see	3066		3208++
Liquid filler: see	3469		3208++
Liquid filler: see	3470		3208++
Liquid lacquer base: see	1263		3208++
Liquid lacquer base: see	3066		3208++
Liquid lacquer base: see	3469		3208++
Liquid lacquer base: see	3470		3208++
LITHIUM	1415		280519
LITHIUM ALUMINIUM HYDRIDE	1410		285000
LITHIUM ALUMINIUM HYDRIDE, ETHEREAL	1411		285000
LITHIUM BATTERIES INSTALLED IN CARGO TRANSPORT UNIT lithium ion batteries or lithium metal	3536		850650
LITHIUM BOROHYDRIDE	1413		285000
LITHIUM FERROSILICON	2830		285000
LITHIUM HYDRIDE	1414		285000
LITHIUM HYDRIDE, FUSED SOLID	2805		285000
LITHIUM HYDROXIDE	2680		282520
LITHIUM HYDROXIDE SOLUTION	2679		282520
LITHIUM HYPOCHLORITE, DRY	1471		282890
LITHIUM HYPOCHLORITE MIXTURE	1471		282890
LITHIUM ION BATTERIES CONTAINED IN EQUIPMENT (including lithium ion polymer batteries)	3481		847+++
LITHIUM ION BATTERIES (including lithium ion polymer batteries)	3480		850780
LITHIUM ION BATTERIES PACKED WITH EQUIPMENT (including lithium ion polymer batteries)	3481		847+++
LITHIUM METAL BATTERIES (including lithium alloy batteries)	3090		850650
LITHIUM METAL BATTERIES CONTAINED IN EQUIPMENT (including lithium alloy batteries)	3091		850650
LITHIUM METAL BATTERIES PACKED WITH EQUIPMENT (including lithium alloy batteries)	3091		850650
LITHIUM NITRATE	2722		283429
LITHIUM NITRIDE	2806		285000
LITHIUM PEROXIDE	1472		282590
LITHIUM SILICON	1417		285000
LONDON PURPLE	1621		284800
Lye: see	1823		281511
MACHINERY, FUEL CELL, FLAMMABLE GAS POWERED	3529		8407++
MACHINERY, FUEL CELL, FLAMMABLE LIQUID POWERED	3528		8407++
MACHINERY, INTERNAL COMBUSTION	3530		8407++
MACHINERY, INTERNAL COMBUSTION, FLAMMABLE GAS POWERED	3529		8407++
MACHINERY, INTERNAL COMBUSTION, FLAMMABLE LIQUID POWERED	3528		8407++
MAGNESIUM ALLOYS POWDER	1418		810430
MAGNESIUM ALLOYS with more than 50% magnesium in pellets, turnings or ribbons	1869		8104++
MAGNESIUM ALUMINIUM PHOSPHIDE	1419		284800
MAGNESIUM ARSENATE	1622		284290
MAGNESIUM BROMATE	1473		282990
MAGNESIUM CHLORATE	2723		282919
MAGNESIUM DIAMIDE	2004		285300
MAGNESIUM FLUOROSILICATE	2853		282690
MAGNESIUM GRANULES, COATED, particle size not less than 149 microns	2950		810430
MAGNESIUM HYDRIDE	2010		285000
MAGNESIUM in pellets, turnings or ribbons	1869		8104++
MAGNESIUM NITRATE	1474		283429
MAGNESIUM PERCHLORATE	1475		282990
MAGNESIUM PEROXIDE	1476		281610
MAGNESIUM PHOSPHIDE	2011		284800
MAGNESIUM POWDER	1418		810430
MAGNESIUM SILICIDE	2624		285000
Magnetized material	2807	Exempt	+++++
MALEIC ANHYDRIDE	2215		291714
MALEIC ANHYDRIDE, MOLTEN	2215		291714
MALONONITRILE	2647		292690
MANEB	2210		380892
MANEB PREPARATION with not less than 60% maneb	2210		380892
MANEB PREPARATION, STABILIZED against self-heating	2968		380892
MANEB, STABILIZED against self-heating	2968		380892
Manganese ethylene-1,2-dithiocarbamate: see	2210		380892
Manganese ethylene-di-dithiocarbamate: see	2210		380892
MANGANESE NITRATE	2724		283429
MANGANESE RESINATE	1330		380620
MANNITOL HEXANITRATE, WETTED with not less than 40% water, or mixture of alcohol and water, by mass	0133		292090
MATCHES, FUSEE	2254		360500
MATCHES, SAFETY (book, card or strike on box)	1944		360500
MATCHES, 'STRIKE ANYWHERE'	1331		360500

MATCHES, WAX 'VESTA'	1945		360500
MEDICAL WASTE, N.O.S.	3291		382530
MEDICINE, LIQUID, FLAMMABLE, TOXIC, N.O.S.	3248		300+++
MEDICINE, LIQUID, TOXIC, N.O.S.	1851		300+++
MEDICINE, SOLID, TOXIC, N.O.S.	3249		300+++
p-Mentha-1,8-diene: see	2052		290219
MERCAPTAN MIXTURE, LIQUID, FLAMMABLE, N.O.S.	3336		293090
MERCAPTAN MIXTURE, LIQUID, FLAMMABLE, TOXIC, N.O.S.	1228		293090
MERCAPTAN MIXTURE, LIQUID, TOXIC, FLAMMABLE, N.O.S.	3071		293090
MERCAPTANS, LIQUID, FLAMMABLE, N.O.S.	3336		293090
MERCAPTANS, LIQUID, FLAMMABLE, TOXIC, N.O.S.	1228		293090
MERCAPTANS, LIQUID, TOXIC, FLAMMABLE, N.O.S.	3071		293090
2-Mercaptoethanol: see	2966		293090
5-MERCAPTOTETRAZOL-1-ACETIC ACID	0448		293499
MERCURIC ARSENATE	1623		285200
MERCURIC CHLORIDE	1624		285200
MERCURIC NITRATE	1625		285200
MERCURIC POTASSIUM CYANIDE	1626		285200
Mercurous chloride, see	2025		285200
MERCUROUS NITRATE	1627		285200
MERCURY	2809		280540
MERCURY ACETATE	1629		285200
MERCURY AMMONIUM CHLORIDE	1630		285200
MERCURY BASED PESTICIDE, LIQUID, FLAMMABLE, TOXIC, flash-point less than 23 °C	2778		380892
MERCURY BASED PESTICIDE, LIQUID, TOXIC	3012		380892
MERCURY BASED PESTICIDE, LIQUID, TOXIC, FLAMMABLE, flash-point not less than 23 °C	3011		380892
MERCURY BASED PESTICIDE, SOLID, TOXIC	2777		380892
MERCURY BENZOATE	1631		285200
MERCURY BROMIDES	1634		285200
MERCURY COMPOUND, LIQUID, N.O.S.	2024		285200
MERCURY COMPOUND, SOLID, N.O.S.	2025		285200
MERCURY CONTAINED IN MANUFACTURED ARTICLES	3506		2852++
MERCURY CYANIDE	1636		285200
MERCURY FULMINATE, WETTED with not less than 20% water, or mixture of alcohol and water, by mass	0135	Prohibited	
MERCURY GLUCONATE	1637		285200
MERCURY IODIDE	1638		285200
MERCURY NUCLEATE	1639		285200
MERCURY OLEATE	1640		285200
MERCURY OXIDE	1641		285200
MERCURY OXYCYANIDE, DESENSITIZED	1642		285200
MERCURY POTASSIUM IODIDE	1643		285200
MERCURY SALICYLATE	1644		285200
MERCURY SULPHATE	1645		285200
MERCURY THIOCYANATE	1646		285200
Mesitylene: see	2325		290290
MESITYL OXIDE	1229		291419
METAL CARBONYLS, LIQUID, N.O.S.	3281		293100
METAL CARBONYLS, SOLID, N.O.S.	3466		293100
METAL CATALYST, DRY	2881		38151+
METAL CATALYST, WETTED with a visible excess of liquid	1378		38151+
METALDEHYDE	1332		291250
METAL HYDRIDES, FLAMMABLE, N.O.S.	3182		285000
METAL HYDRIDES, WATER-REACTIVE, N.O.S.	1409		285000
METALLIC SUBSTANCE, WATER-REACTIVE, N.O.S.	3208		+++++
METALLIC SUBSTANCE, WATER-REACTIVE, SELF-HEATING, N.O.S.	3209		+++++
METAL POWDER, FLAMMABLE, N.O.S.	3089		81++++
METAL POWDER, SELF-HEATING, N.O.S.	3189		81++++
METAL SALTS OF ORGANIC COMPOUNDS, FLAMMABLE, N.O.S.	3181		29++++
METHACRYLALDEHYDE, STABILIZED	2396		291219
METHACRYLIC ACID, STABILIZED	2531		291613
METHACRYLONITRILE, STABILIZED	3079		292690
METHALLYL ALCOHOL	2614		290519
METHANE, COMPRESSED	1971		271129
METHANE, REFRIGERATED LIQUID	1972		271119
METHANESULPHONYL CHLORIDE	3246		290490
METHANOL	1230		290511
METHOXYMETHYL ISOCYANATE	2605		292910
4-METHOXY-4-METHYLPENTAN-2-ONE	2293		291450
1-METHOXY-2-PROPANOL	3092		290949
METHYL ACETATE	1231		291539
METHYLACETYLENE AND PROPADIENE MIXTURE, STABILIZED	1060		271119
METHYL ACRYLATE, STABILIZED	1919		291612
METHYLAL	1234		291100

METHYLALLYL CHLORIDE	2554		290329
METHYLAMINE, ANHYDROUS	1061		292111
METHYLAMINE, AQUEOUS SOLUTION	1235		292111
METHYLAMYL ACETATE	1233		291539
Methyl amyl alcohol: see	2053		290519
N-METHYLANILINE	2294		292142
alpha-METHYLBENZYL ALCOHOL, LIQUID	2937		290629
alpha-METHYLBENZYL ALCOHOL, SOLID	3438		290629
METHYL BROMIDE with not more than 2% chloropicrin	1062		290339
METHYL BROMIDE AND ETHYLENE DIBROMIDE MIXTURE, LIQUID	1647		290339
METHYL BROMOACETATE	2643		291590
2-METHYLBUTANAL	3371		290110
3-METHYLBUTAN-2-ONE	2397		291419
2-METHYL-1-BUTENE	2459		290129
2-METHYL-2-BUTENE	2460		290129
3-METHYL-1-BUTENE	2561		290129
N-METHYLBUTYLAMINE	2945		292119
METHYL tert-BUTYL ETHER	2398		290919
METHYL BUTYRATE	1237		291560
METHYL CHLORIDE	1063		290311
METHYL CHLORIDE AND METHYLENE CHLORIDE MIXTURE	1912		290319
METHYL CHLOROACETATE	2295		291540
METHYL CHLOROFORMATE	1238		291590
METHYL CHLOROMETHYL ETHER	1239		290919
METHYL 2-CHLOROPROPIONATE	2933		291590
METHYLCHLOROSILANE	2534		293100
Methyl cyanide: see	1648		292690
METHYLCYCLOHEXANE	2296		290219
METHYLCYCLOHEXANOLS, flammable	2617		290612
METHYLCYCLOHEXANONE	2297		291422
METHYLCYCLOPENTANE	2298		290219
METHYL DICHLOROACETATE	2299		291540
METHYLDICHLOROSILANE	1242		293100
Methylene chloride: see	1593		290312
METHYL ETHYL KETONE	1193		291412
2-METHYL-5-ETHYLPYRIDINE	2300		293339
METHYL FLUORIDE	2454		290339
METHYL FORMATE	1243		291513
2-METHYLFURAN	2301		293219
Methyl glycol, see	1188		290944
2-METHYL-2-HEPTANETHIOL	3023		293090
5-METHYLHEXAN-2-ONE	2302		291419
METHYLHYDRAZINE	1244		292800
METHYL IODIDE	2644		290339
METHYL ISOBUTYL CARBINOL	2053		290519
METHYL ISOBUTYL KETONE	1245		291413
METHYL ISOCYANATE	2480		292910
METHYL ISOPROPENYL KETONE, STABILIZED	1246		291419
METHYL ISOTHIOCYANATE	2477		293090
METHYL ISOVALERATE	2400		291560
METHYL MAGNESIUM BROMIDE IN ETHYL ETHER	1928		293100
METHYL MERCAPTAN	1064		293090
Methyl mercaptopropionaldehyde: see	2785		293090
METHYL METHACRYLATE MONOMER, STABILIZED	1247		291614
4-METHYLMORPHOLINE	2535		293499
N-METHYLMORPHOLINE	2535		293499
METHYL NITRITE	2455	Prohibited	
METHYL ORTHOSILICATE	2606		292090
METHYLPENTADIENE	2461		290129
2-METHYLPENTAN-2-OL	2560		290519
4-Methylpentan-2-ol: see	2053		290519
3-Methyl-2-penten-4-ynol: see	2705		290529
METHYLPHENYLDICHLOROSILANE	2437		293100
1-METHYLPYPERIDINE	2399		293339
METHYL PROPIONATE	1248		291550
Methylpropylbenzene: see	2046		290270
METHYL PROPYL ETHER	2612		290919
METHYL PROPYL KETONE	1249		291419
Methyl pyridines: see	2313		293339
METHYLTETRAHYDROFURAN	2536		293219
METHYL TRICHLOROACETATE	2533		291540
METHYLTRICHLOROSILANE	1250		293100
alpha-METHYLVALERICALDEHYDE	2367		291219

METHYL VINYL KETONE, STABILIZED	1251	291419
M.i.b.c.: see	2053	290519
MINES with bursting charge	0136	930690
MINES with bursting charge	0137	930690
MINES with bursting charge	0138	930690
MINES with bursting charge	0294	930690
Mixture A: see	1965	271113
		271119
Mixture A 0: see	1965	271113
		271119
Mixture A 01: see	1965	271113
		271119
Mixture A 02: see	1965	271113
		271119
Mixture A 1: see	1965	271119
		271113
Mixture B: see	1965	271119
		271113
Mixture B 1: see	1965	271119
		271113
Mixture B 2: see	1965	271119
		271113
Mixture C: see	1965	271119
		271113
Mixture F1: see	1078	38247+
Mixture F2: see	1078	38247+
Mixture F3: see	1078	38247+
Mixture P1: see	1060	271119
Mixture P2: see	1060	271119
Mixtures of solids containing flammable liquid, n.o.s. having a flash-point up to 60 °C: see	3175	+++++
MOLYBDENUM PENTACHLORIDE	2508	282739
Monochlorobenzene: see	1134	290399
MONONITROTOLUIDINES	2660	292143
MORPHOLINE	2054	293499
MOTOR FUEL ANTI-KNOCK MIXTURE	1649	381111
MOTOR FUEL ANTI-KNOCK MIXTURE, FLAMMABLE	3483	381111
MOTOR SPIRIT	1203	272+00
Muriatic acid: see	1789	280610
MUSK XYLENE	2956	290420
NAPHTHALENE, CRUDE	1334	270740
NAPHTHALENE, MOLTEN	2304	290290
NAPHTHALENE, REFINED	1334	290290
alpha-NAPHTHYLAMINE	2077	292145
beta-NAPHTHYLAMINE, SOLID	1650	292145
beta-NAPHTHYLAMINE SOLUTION	3411	292145
NAPHTHYLTHIOUREA	1651	293090
NAPHTHYLUREA	1652	292421
NATURAL GAS, COMPRESSED with high methane content	1971	271121
NATURAL GAS, REFRIGERATED LIQUID with high methane content	1972	271111
NEON, COMPRESSED	1065	280429
NEON, REFRIGERATED LIQUID	1913	280429
NICKEL CARBONYL	1259	293100
NICKEL CYANIDE	1653	283719
NICKEL NITRATE	2725	283429
NICKEL NITRITE	2726	283410
NICOTINE	1654	293999
NICOTINE COMPOUND, LIQUID, N.O.S.	3144	293999
NICOTINE COMPOUND, SOLID, N.O.S.	1655	293999
NICOTINE HYDROCHLORIDE, LIQUID	1656	293999
NICOTINE HYDROCHLORIDE, SOLID	3444	293999
NICOTINE HYDROCHLORIDE, SOLUTION	1656	293999
NICOTINE PREPARATION, LIQUID, N.O.S.	3144	293999
NICOTINE PREPARATION, SOLID, N.O.S.	1655	293999
NICOTINE SALICYLATE	1657	293999
NICOTINE SULPHATE, SOLID	3445	293999
NICOTINE SULPHATE, SOLUTION	1658	293999
NICOTINE TARTRATE	1659	293999
NITRATES, INORGANIC, AQUEOUS SOLUTION, N.O.S.	3218	283429
NITRATES, INORGANIC, N.O.S.	1477	283429
NITRATING ACID MIXTURE with more than 50% nitric acid	1796	280800
NITRATING ACID MIXTURE with not more than 50% nitric acid	1796	280800

NITRATING ACID MIXTURE, SPENT, with more than 50% nitric acid	1826		280800 382569
NITRATING ACID MIXTURE, SPENT, with not more than 50% nitric acid	1826		280800 382569
NITRIC ACID, other than red fuming	2031		280800
NITRIC ACID, RED FUMING	2032		280800
NITRIC OXIDE AND DINITROGEN TETROXIDE MIXTURE	1975		281129
NITRIC OXIDE AND NITROGEN DIOXIDE MIXTURE	1975		281129
NITRIC OXIDE, COMPRESSED	1660		281129
NITRILES, FLAMMABLE, TOXIC, N.O.S.	3273		292690
NITRILES, TOXIC, FLAMMABLE, N.O.S.	3275		292690
NITRILES, LIQUID, TOXIC, N.O.S.	3276		292690
NITRILES, SOLID, TOXIC, N.O.S.	3439		292690
NITRITES, INORGANIC, AQUEOUS SOLUTION, N.O.S.	3219		283410
NITRITES, INORGANIC, N.O.S.	2627		283410
NITROANILINES (o-, m-, p-)	1661		292142
NITROANISOLE, LIQUID	2730		290930
NITROANISOLE, SOLID	3458		290930
NITROBENZENE	1662		290420
NITROBENZENESULPHONIC ACID	2305		290490
5-NITROBENZOTRIAZOL	0385		293399
NITROBENZOTRIFLUORIDES, LIQUID	2306		290490
NITROBENZOTRIFLUORIDES, SOLID	3431		290490
NITROBROMOBENZENES, LIQUID	2732		290490
NITROBROMOBENZENES, SOLID	3459		290490
NITROCELLULOSE, dry or wetted with less than 25% water (or alcohol), by mass	0340		391220
NITROCELLULOSE MEMBRANE FILTERS, with not more than 12.6% nitrogen, by dry mass	3270		392099
NITROCELLULOSE, PLASTICIZED with not less than 18% plasticizing substance, by mass	0343		391220
NITROCELLULOSE SOLUTION, FLAMMABLE with not more than 12.6% nitrogen, by dry mass, and not more than 55% nitrocellulose	2059		391220
NITROCELLULOSE, unmodified or plasticized with less than 18% plasticizing substance, by mass	0341		391220
NITROCELLULOSE, WETTED with not less than 25% alcohol, by mass	0342		391220
NITROCELLULOSE WITH ALCOHOL (not less than 25% alcohol, by mass, and not more than 12.6% nitrogen, by dry mass)	2556		391220
NITROCELLULOSE, with not more than 12.6% nitrogen, by dry mass, MIXTURE WITH or WITHOUT PLASTICIZER, WITH or WITHOUT PIGMENT	2557		391220
NITROCELLULOSE WITH WATER (not less than 25% water, by mass)	2555		391220
3-NITRO-4-CHLORO-BENZOTRIFLUORIDE	2307		290490
NITROCRESOLS, LIQUID	3434		290899
NITROCRESOLS, SOLID	2446		290899
NITROETHANE	2842		290420
NITROGEN, COMPRESSED	1066		280430
NITROGEN DIOXIDE	1067		281129
NITROGEN, REFRIGERATED LIQUID	1977		280430
NITROGEN TRIFLUORIDE	2451		281290
NITROGEN TRIOXIDE	2421	Prohibited	
NITROGLYCERIN MIXTURE, DESENSITIZED, LIQUID, FLAMMABLE, N.O.S. with not more than 30% nitroglycerin, by mass	3343		292090
NITROGLYCERIN MIXTURE, DESENSITIZED, LIQUID, N.O.S. with not more than 30% nitroglycerin, by mass	3357		292090
NITROGLYCERIN MIXTURE, DESENSITIZED, SOLID, N.O.S. with more than 2% but not more than 10% nitroglycerin, by mass	3319		292090
NITROGLYCERIN, DESENSITIZED with not less than 40% non-volatile water-insoluble phlegmatizer, by mass	0143		360200
NITROGLYCERIN, SOLUTION IN ALCOHOL with more than 1% but not more than 5% nitroglycerin	3064		292090
NITROGLYCERIN SOLUTION IN ALCOHOL with more than 1% but not more than 10% nitroglycerin	0144		360200
NITROGLYCERIN SOLUTION IN ALCOHOL with not more than 1% nitroglycerin	1204		292090
NITROGUANIDINE, dry or wetted with less than 20% water, by mass	0282		292529
NITROGUANIDINE, WETTED with not less than 20% water, by mass	1336		292529
NITROHYDROCHLORIC ACID	1798	Prohibited	
NITROMANNITE, WETTED with not less than 40% water, or mixture of alcohol and water, by mass	0133		292090
NITROMETHANE	1261		290420
NITRONAPHTHALENE	2538		290420
NITROPHENOLS (o-, m-, p-)	1663		290899
4-NITROPHENYLHYDRAZINE, with not less than 30% water, by mass	3376		292800
NITROPROPANES	2608		290420
p-NITROSODIMETHYLANILINE	1369		292119
NITROSTARCH, dry or wetted with less than 20% water, by mass	0146		360200
NITROSTARCH, WETTED with not less than 20% water, by mass	1337		360200
NITROSYL CHLORIDE	1069		281210
NITROSYLSULPHURIC ACID, LIQUID	2308		281119
NITROSYLSULPHURIC ACID, SOLID	3456		281119

NITROTOLUENES, LIQUID	1664		290420
NITROTOLUENES, SOLID	3446		290420
NITROTOLUIDINES (MONO)	2660		292143
NITROTRIAZOLONE	0490		293399
NITRO UREA	0147		292419
NITROUS OXIDE	1070		281129
NITROUS OXIDE, REFRIGERATED LIQUID	2201		281129
NITROXYLENES, LIQUID	1665		290420
NITROXYLENES, SOLID	3447		290420
NONANES	1920		290110
NONYLTRICHLOROSILANE	1799		293100
2,5-NORBORNADIENE, STABILIZED	2251		290219
NTO	0490		293399
OCTADECYLTRICHLOROSILANE	1800		293100
OCTADIENES	2309		290129
OCTAFLUOROBUT-2-ENE	2422		290339
OCTAFLUOROCYCLOBUTANE	1976		290389
OCTAFLUOROPROPANE	2424		290339
OCTANES	1262		290110
OCTOGEN, DESENSITIZED	0484		293369
OCTOGEN, WETTED with not less than 15% water, by mass	0226		293369
OCTOL, dry or wetted with less than 15% water, by mass	0266		360200
OCTOLITE, dry or wetted with less than 15% water, by mass	0266		360200
OCTONAL	0496		360200
OCTYL ALDEHYDES	1191		291219
OCTYLTRICHLOROSILANE	1801		293100
OIL GAS, COMPRESSED	1071		271129
Oleum: see	1831		280700
ORGANIC PEROXIDES (list)		2.2.52.4	+++++
ORGANIC PEROXIDE TYPE B, LIQUID	3101		29++++
ORGANIC PEROXIDE TYPE B, LIQUID, TEMPERATURE CONTROLLED	3111	Prohibited	
ORGANIC PEROXIDE TYPE B, SOLID	3102		29++++
ORGANIC PEROXIDE TYPE B, SOLID, TEMPERATURE CONTROLLED	3112	Prohibited	
ORGANIC PEROXIDE TYPE C, LIQUID	3103		29++++
ORGANIC PEROXIDE TYPE C, LIQUID, TEMPERATURE CONTROLLED	3113	Prohibited	
ORGANIC PEROXIDE TYPE C, SOLID	3104		29++++
ORGANIC PEROXIDE TYPE C, SOLID, TEMPERATURE CONTROLLED	3114	Prohibited	
ORGANIC PEROXIDE TYPE D, LIQUID	3105		29++++
ORGANIC PEROXIDE TYPE D, LIQUID, TEMPERATURE CONTROLLED	3115	Prohibited	
ORGANIC PEROXIDE TYPE D, SOLID	3106		29++++
ORGANIC PEROXIDE TYPE D, SOLID, TEMPERATURE CONTROLLED	3116	Prohibited	
ORGANIC PEROXIDE TYPE E, LIQUID	3107		29++++
ORGANIC PEROXIDE TYPE E, LIQUID, TEMPERATURE CONTROLLED	3117	Prohibited	
ORGANIC PEROXIDE TYPE E, SOLID	3108		29++++
ORGANIC PEROXIDE TYPE E, SOLID, TEMPERATURE CONTROLLED	3118	Prohibited	
ORGANIC PEROXIDE TYPE F, LIQUID	3109		29++++
ORGANIC PEROXIDE TYPE F, LIQUID, TEMPERATURE CONTROLLED	3119	Prohibited	
ORGANIC PEROXIDE TYPE F, SOLID	3110		29++++
ORGANIC PEROXIDE TYPE F, SOLID, TEMPERATURE CONTROLLED	3120	Prohibited	
ORGANIC PIGMENTS, SELF-HEATING	3313		320+++
ORGANOARSENIC COMPOUND, LIQUID, N.O.S.	3280		293100
ORGANOARSENIC COMPOUND, SOLID, N.O.S.	3465		293100
ORGANOCHLORINE PESTICIDE, LIQUID, FLAMMABLE, TOXIC, flash-point less than 23 °C	2762		380891
ORGANOCHLORINE PESTICIDE, LIQUID, TOXIC	2996		380891
ORGANOCHLORINE PESTICIDE, LIQUID, TOXIC, FLAMMABLE, flash-point not less than 23 °C	2995		380891
ORGANOCHLORINE PESTICIDE, SOLID, TOXIC	2761		380891
ORGANOMETALLIC COMPOUND, LIQUID, TOXIC, N.O.S.	3282		293100
ORGANOMETALLIC COMPOUND, SOLID, TOXIC, N.O.S.	3467		293100
ORGANOMETALLIC SUBSTANCE, LIQUID, PYROPHORIC	3392		293100
ORGANOMETALLIC SUBSTANCE, LIQUID, PYROPHORIC, WATER-REACTIVE	3394		293100
ORGANOMETALLIC SUBSTANCE, LIQUID, WATER-REACTIVE	3398		293100
ORGANOMETALLIC SUBSTANCE, LIQUID, WATER-REACTIVE, FLAMMABLE	3399		293100
ORGANOMETALLIC SUBSTANCE, SOLID, PYROPHORIC	3391		293100
ORGANOMETALLIC SUBSTANCE, SOLID, PYROPHORIC, WATER-REACTIVE	3393		293100
ORGANOMETALLIC SUBSTANCE, SOLID, SELF-HEATING	3400		293100
ORGANOMETALLIC SUBSTANCE, SOLID, WATER-REACTIVE	3395		293100
ORGANOMETALLIC SUBSTANCE, SOLID, WATER-REACTIVE, FLAMMABLE	3396		293100
ORGANOMETALLIC SUBSTANCE, SOLID, WATER-REACTIVE, SELF-HEATING	3397		293100
ORGANOPHOSPHORUS COMPOUND, TOXIC, FLAMMABLE, N.O.S.	3279		+++++
ORGANOPHOSPHORUS COMPOUND, LIQUID, TOXIC, N.O.S.	3278		+++++
ORGANOPHOSPHORUS COMPOUND, SOLID, TOXIC, N.O.S.	3464		+++++
ORGANOPHOSPHORUS PESTICIDE, LIQUID, FLAMMABLE, TOXIC, flash-point less than 23 °C	2784		3808++
ORGANOPHOSPHORUS PESTICIDE, LIQUID, TOXIC	3018		3808++

ORGANOPHOSPHORUS PESTICIDE, LIQUID, TOXIC, FLAMMABLE, flash-point not less than 23 °C	3017		3808++
ORGANOPHOSPHORUS PESTICIDE, SOLID, TOXIC	2783		3808++
ORGANOTIN COMPOUND, LIQUID, N.O.S.	2788		293100
ORGANOTIN COMPOUND, SOLID, N.O.S.	3146		293100
ORGANOTIN PESTICIDE, LIQUID, FLAMMABLE, TOXIC, flash-point less than 23 °C	2787		3808++
ORGANOTIN PESTICIDE, LIQUID, TOXIC	3020		3808++
ORGANOTIN PESTICIDE, LIQUID, TOXIC, FLAMMABLE, flash-point not less than 23 °C	3019		3808++
ORGANOTIN PESTICIDE, SOLID, TOXIC	2786		3808++
OSMIUM TETROXIDE	2471		284390
OXIDIZING LIQUID, CORROSIVE, N.O.S.	3098		+++++
OXIDIZING LIQUID, N.O.S.	3139		+++++
OXIDIZING LIQUID, TOXIC, N.O.S.	3099		+++++
OXIDIZING SOLID, CORROSIVE, N.O.S.	3085		+++++
OXIDIZING SOLID, FLAMMABLE, N.O.S.	3137	Prohibited	
OXIDIZING SOLID, N.O.S.	1479		+++++
OXIDIZING SOLID, SELF-HEATING, N.O.S.	3100	Prohibited	
OXIDIZING SOLID, TOXIC, N.O.S.	3087		+++++
OXIDIZING SOLID, WATER-REACTIVE, N.O.S.	3121	Prohibited	
OXYGEN, COMPRESSED	1072		280440
OXYGEN DIFLUORIDE, COMPRESSED	2190		281290
OXYGEN GENERATOR, CHEMICAL	3356		+++++
OXYGEN, REFRIGERATED LIQUID	1073		280440
PACKAGINGS, DISCARDED, EMPTY, UNCLEARED	3509		+++++
PAINT (including paint, lacquer, enamel, stain, shellac, varnish, polish, liquid filler and liquid lacquer base)	1263		3208++
PAINT (including paint, lacquer, enamel, stain, shellac, varnish, polish, liquid filler and liquid lacquer base)	3066		3208++
PAINT, CORROSIVE, FLAMMABLE (including paint, lacquer, enamel, stain, shellac, varnish, polish, liquid filler and liquid lacquer base)	3470		3208++
PAINT, FLAMMABLE, CORROSIVE (including paint, lacquer, enamel, stain, shellac, varnish, polish, liquid filler and liquid lacquer base)	3469		3208++
PAINT RELATED MATERIAL (including paint thinning and reducing compound)	1263		381400
PAINT RELATED MATERIAL (including paint thinning and reducing compound)	3066		381400
PAINT RELATED MATERIAL, CORROSIVE, FLAMMABLE (including paint thinning and reducing	3470		381400
PAINT RELATED MATERIAL, FLAMMABLE, CORROSIVE (including paint thinning and reducing	3469		381400
Paint thinning: see	1263		381400
Paint thinning: see	3066		381400
Paint thinning: see	3469		381400
Paint thinning: see	3470		381400
PAPER, UNSATURATED OIL TREATED, incompletely dried	1379		481160
PARAFORMALDEHYDE	2213		291260
PARALDEHYDE	1264		291250
PENTABORANE	1380		285000
PENTACHLOROETHANE	1669		290319
PENTACHLOROPHENOL	3155		290811
PENTAERYTHRITOL TETRANITRATE, DESENSITIZED with not less than 15% phlegmatizer, by mass	0150		292090
PENTAERYTHRITOL TETRANITRATE MIXTURE, DESENSITIZED, SOLID, N.O.S. with more than 10% but not more than 20% PETN, by mass	3344		292090
PENTAERYTHRITOL TETRANITRATE, WETTED with not less than 25% water, by mass	0150		292090
PENTAERYTHRITOL TETRANITRATE with not less than 7% wax, by mass	0411		292090
PENTAERYTHRITOL TETRANITRATE, DESENSITIZED with not less than 15% phlegmatizer, by mass	0150		292090
PENTAERYTHRITOL TETRANITRATE MIXTURE, DESENSITIZED, SOLID, N.O.S. with more than 10% but not more than 20% PETN, by mass	3344		292090
PENTAERYTHRITOL TETRANITRATE, WETTED with not less than 25% water, by mass	0150		292090
PENTAERYTHRITOL TETRANITRATE with not less than 7% wax, by mass	0411		292090
Pentafluoroethane	3220		290339
Pentafluoroethane, 1,1,1-trifluoroethane, and 1,1,1,2-tetrafluoroethane zeotropic mixture with approximately 44% pentafluoroethane and 52% 1,1,1-trifluoroethane: see	3337		382474
PENTAMETHYLHEPTANE	2286		290110
PENTANE-2,4-DIONE	2310		291419
PENTANES, liquid	1265		290110
n-Pentane: see	1265		290110
PENTANOLS	1105		290519
1-PENTENE	1108		290129
1-PENTOL	2705		290529
PENTOLITE, dry or wetted with less than 15% water, by mass	0151		360200
PERCHLORATES, INORGANIC, AQUEOUS SOLUTION, N.O.S.	3211		282990
PERCHLORATES, INORGANIC, N.O.S.	1481		282990
PERCHLORIC ACID with more than 50% but not more than 72% acid, by mass	1873		281119
PERCHLORIC ACID with not more than 50% acid, by mass	1802		281119
Perchloroethylene: see	1897		290323
PERCHLOROMETHYL MERCAPTAN	1670		293090
PERCHLORYL FLUORIDE	3083		281210
PERFLUORO(ETHYL VINYL ETHER)	3154		290919
PERFLUORO(METHYL VINYL ETHER)	3153		290919

PERFUMERY PRODUCTS with flammable solvents	1266	330300
PERMANGANATES, INORGANIC, AQUEOUS SOLUTION, N.O.S.	3214	284169
PERMANGANATES, INORGANIC, N.O.S.	1482	284169
PEROXIDES, INORGANIC, N.O.S.	1483	282590
PERSULPHATES, INORGANIC, AQUEOUS SOLUTION, N.O.S.	3216	283340
PERSULPHATES, INORGANIC, N.O.S.	3215	283340
PESTICIDE, LIQUID, FLAMMABLE, TOXIC, N.O.S., flash-point less than 23 °C	3021	3808++
PESTICIDE, LIQUID, TOXIC, FLAMMABLE, N.O.S., flash-point not less than 23 °C	2903	3808++
PESTICIDE, LIQUID, TOXIC, N.O.S.	2902	3808++
PESTICIDE, SOLID, TOXIC, N.O.S.	2588	3808++
PETN, DESENSITIZED with not less than 15% phlegmatizer, by mass	0150	292090
PETN MIXTURE, DESENSITIZED, SOLID, N.O.S. with more than 10% but not more than 20% PETN, by mass	3344	292090
PETN, WETTED with not less than 25% water, by mass	0150	292090
PETN with not less than 7% wax, by mass	0411	292090
PETROL	1203	272+00
PETROLEUM CRUDE OIL	1267	270900
PETROLEUM DISTILLATES, N.O.S.	1268	27++++
PETROLEUM GASES, LIQUEFIED	1075	271119
PETROLEUM PRODUCTS, N.O.S.	1268	27++++
PETROLEUM SOUR CRUDE OIL, FLAMMABLE, TOXIC	3494	270900
PHENACYL BROMIDE	2645	291470
PHENETIDINES	2311	292229
PHENOLATES, LIQUID	2904	290711
PHENOLATES, SOLID	2905	290711
PHENOL, MOLTEN	2312	290711
PHENOL, SOLID	1671	290711
PHENOL SOLUTION	2821	290711
PHENOLSULPHONIC ACID, LIQUID	1803	290899
PHENOXYACETIC ACID DERIVATIVE PESTICIDE, LIQUID, FLAMMABLE, TOXIC, flash-point less than 23 °C	3346	380893
PHENOXYACETIC ACID DERIVATIVE PESTICIDE, LIQUID, TOXIC	3348	380893
PHENOXYACETIC ACID DERIVATIVE PESTICIDE, LIQUID, TOXIC, FLAMMABLE, flash-point not less than	3347	380893
PHENOXYACETIC ACID DERIVATIVE PESTICIDE, SOLID, TOXIC	3345	380893
PHENYLACETONITRILE, LIQUID	2470	292690
PHENYLACETYL CHLORIDE	2577	291639
PHENYLCARBYLAMINE CHLORIDE	1672	292529
PHENYL CHLOROFORMATE	2746	291590
PHENYLENEDIAMINES (o-, m-, p-)	1673	292151
Phenylethylene: see	2055	290250
PHENYLHYDRAZINE	2572	292800
PHENYL ISOCYANATE	2487	292910
PHENYL MERCAPTAN	2337	293090
PHENYLMERCURIC ACETATE	1674	285200
PHENYLMERCURIC COMPOUND, N.O.S.	2026	285200
PHENYLMERCURIC HYDROXIDE	1894	285200
PHENYLMERCURIC NITRATE	1895	285200
PHENYLPHOSPHORUS DICHLORIDE	2798	293100
PHENYLPHOSPHORUS THIODICHLORIDE	2799	292019
PHENYLTRICHLOROSILANE	1804	293100
PHOSGENE	1076	281211
9-PHOSPHABICYCLO-NONANES	2940	293100
PHOSPHINE	2199	284800
PHOSPHINE, ADSORBED	3525	284800
Phosphoretted hydrogen: see	2199	284800
PHOSPHORIC ACID, SOLID	3453	280920
PHOSPHORIC ACID, SOLUTION	1805	280920
Phosphoric acid, anhydrous: see	1807	280910
PHOSPHOROUS ACID	2834	281119
PHOSPHORUS, AMORPHOUS	1338	280470
PHOSPHORUS HEPTASULPHIDE, free from yellow and white phosphorus	1339	281390
PHOSPHORUS OXYBROMIDE	1939	281290
PHOSPHORUS OXYBROMIDE, MOLTEN	2576	281290
PHOSPHORUS OXYCHLORIDE	1810	281212
PHOSPHORUS PENTABROMIDE	2691	281290
PHOSPHORUS PENTACHLORIDE	1806	281214
PHOSPHORUS PENTAFLUORIDE	2198	281290
PHOSPHORUS PENTAFLUORIDE, ADSORBED	3524	281290
PHOSPHORUS PENTASULPHIDE, free from yellow and white phosphorus	1340	281390
PHOSPHORUS PENTOXIDE	1807	280910
PHOSPHORUS SESQUISULPHIDE, free from yellow and white phosphorus	1341	281390
PHOSPHORUS TRIBROMIDE	1808	281290

PHOSPHORUS TRICHLORIDE	1809		281213
PHOSPHORUS TRIOXIDE	2578		281129
PHOSPHORUS TRISULPHIDE, free from yellow and white phosphorus	1343		281390
PHOSPHORUS, WHITE, DRY	1381		280470
PHOSPHORUS, WHITE, IN SOLUTION	1381		280470
PHOSPHORUS, WHITE, MOLTEN	2447		280470
PHOSPHORUS, WHITE, UNDER WATER	1381		280470
PHOSPHORUS, YELLOW, DRY	1381		280470
PHOSPHORUS, YELLOW, IN SOLUTION	1381		280470
PHOSPHORUS, YELLOW, UNDER WATER	1381		280470
PHTHALIC ANHYDRIDE with more than 0.05% of maleic anhydride	2214		291735
PICOLINES	2313		293339
PICRAMIDE	0153		292142
PICRIC ACID, dry or wetted with less than 30% water, by mass	0154		290899
PICRIC ACID, WETTED with not less than 10% water, by mass	3364		290899
PICRIC ACID, WETTED with not less than 30% water, by mass	1344		290899
PICRITE, dry or wetted with less than 20% water, by mass	0282		292529
PICRITE, WETTED with not less than 20% water, by mass	1336		292529
PICRYL CHLORIDE	0155		290490
PICRYL CHLORIDE WETTED with not less than 10% water, by mass	3365		290490
alpha-PINENE	2368		290219
PINE OIL	1272		380590
PIPERAZINE	2579		293359
PIPERIDINE	2401		293332
Pivaloyl chloride: see	2438		291590
PLASTICS MOULDING COMPOUND in dough, sheet or extruded rope form evolving flammable vapour	3314		39++++
PLASTICS, NITROCELLULOSE-BASED, SELF-HEATING, N.O.S.	2006		391290
Polish: see	1263		3208++
Polish: see	3066		3208++
Polish: see	3469		3208++
Polish: see	3470		3208++
POLYAMINES, FLAMMABLE, CORROSIVE, N.O.S.	2733		2921++
POLYAMINES, LIQUID, CORROSIVE, FLAMMABLE, N.O.S.	2734		2921++
POLYAMINES, LIQUID, CORROSIVE, N.O.S.	2735		2921++
POLYAMINES, SOLID, CORROSIVE, N.O.S.	3259		2921++
POLYCHLORINATED BIPHENYLS, LIQUID	2315		290399
POLYCHLORINATED BIPHENYLS, SOLID	3432		290399
POLYESTER RESIN KIT, liquid base material	3269		3907++
POLYESTER RESIN KIT, solid base material	3527		3907++
POLYHALOGENATED BIPHENYLS, LIQUID	3151		290399
POLYHALOGENATED BIPHENYLS, SOLID	3152		290399
POLYHALOGENATED TERPHENYLS, LIQUID	3151		290399
POLYHALOGENATED TERPHENYLS, SOLID	3152		290399
POLYMERIC BEADS, EXPANDABLE, evolving flammable vapour	2211		390311
POLYMERIZING SUBSTANCE, LIQUID, STABILIZED, N.O.S.	3532		39++++
POLYMERIZING SUBSTANCE, LIQUID, TEMPERATURE CONTROLLED, N.O.S.	3534	Prohibited	
POLYMERIZING SUBSTANCE, SOLID, STABILIZED, N.O.S.	3531		39++++
POLYMERIZING SUBSTANCE, SOLID, TEMPERATURE CONTROLLED, N.O.S.	3533	Prohibited	
POTASSIUM	2257		280519
POTASSIUM ARSENATE	1677		284290
POTASSIUM ARSENITE	1678		284290
Potassium bisulphate: see	2509		283329
POTASSIUM BOROHYDRIDE	1870		285000
POTASSIUM BROMATE	1484		282990
POTASSIUM CHLORATE	1485		282919
POTASSIUM CHLORATE, AQUEOUS SOLUTION	2427		282919
POTASSIUM CUPROCYANIDE	1679		283720
POTASSIUM CYANIDE SOLUTION	3413		283719
POTASSIUM CYANIDE, SOLID	1680		283719
POTASSIUM DITHIONITE	1929		283190
POTASSIUM FLUORIDE SOLUTION	3422		282619
POTASSIUM FLUORIDE, SOLID	1812		282619
POTASSIUM FLUOROACETATE	2628		291590
POTASSIUM FLUOROSILICATE	2655		282690
Potassium hydrate: see	1814		281520
POTASSIUM HYDROGENDIFLUORIDE, SOLID	1811		282619
POTASSIUM HYDROGENDIFLUORIDE SOLUTION	3421		282619
POTASSIUM HYDROGEN SULPHATE	2509		283329
POTASSIUM HYDROSULPHITE	1929		283190
Potassium hydroxide, liquid: see	1814		281520
POTASSIUM HYDROXIDE, SOLID	1813		281520
POTASSIUM HYDROXIDE SOLUTION	1814		281520
POTASSIUM METAL ALLOYS, LIQUID	1420		280519

POTASSIUM METAL ALLOYS, SOLID	3403	280519
POTASSIUM METAVANADATE	2864	284190
POTASSIUM MONOXIDE	2033	282590
POTASSIUM NITRATE	1486	283421
POTASSIUM NITRATE AND SODIUM NITRITE MIXTURE	1487	283421 283410
POTASSIUM NITRITE	1488	283410
POTASSIUM PERCHLORATE	1489	282990
POTASSIUM PERMANGANATE	1490	284161
POTASSIUM PEROXIDE	1491	281530
POTASSIUM PERSULPHATE	1492	283340
POTASSIUM PHOSPHIDE	2012	284800
POTASSIUM SODIUM ALLOYS, LIQUID	1422	280519
POTASSIUM SODIUM ALLOYS, SOLID	3404	280519
POTASSIUM SULPHIDE, ANHYDROUS	1382	283090
POTASSIUM SULPHIDE, HYDRATED with not less than 30% water of crystallization	1847	283090
POTASSIUM SULPHIDE with less than 30% water of crystallization	1382	283090
POTASSIUM SUPEROXIDE	2466	281530
POWDER CAKE, WETTED with not less than 17% alcohol, by mass	0433	360100
POWDER CAKE, WETTED with not less than 25% water, by mass	0159	360100
POWDER PASTE, WETTED with not less than 17% alcohol, by mass	0433	360100
POWDER PASTE, WETTED with not less than 25% water, by mass	0159	360100
POWDER, SMOKELESS	0160	360100
POWDER, SMOKELESS	0161	360100
POWDER, SMOKELESS	0509	360200
Preparations containing flammable liquid, n.o.s. having a flash-point up to 60 °C: see	3175	+++++
PRIMERS, CAP TYPE	0044	360300
PRIMERS, CAP TYPE	0377	360300
PRIMERS, CAP TYPE	0378	360300
PRIMERS, TUBULAR	0319	360300
PRIMERS, TUBULAR	0320	360300
PRIMERS, TUBULAR	0376	360300
PRINTING INK RELATED MATERIAL (including printing ink thinning or reducing compound), flammable	1210	381400
PRINTING INK, flammable	1210	3215++
PROJECTILES, inert with tracer	0345	930690
PROJECTILES, inert with tracer	0424	930690
PROJECTILES, inert with tracer	0425	930690
PROJECTILES with burster or expelling charge	0346	930690
PROJECTILES with burster or expelling charge	0347	930690
PROJECTILES with burster or expelling charge	0426	930690
PROJECTILES with burster or expelling charge	0427	930690
PROJECTILES with burster or expelling charge	0434	930690
PROJECTILES with burster or expelling charge	0435	930690
PROJECTILES with bursting charge	0167	930690
PROJECTILES with bursting charge	0168	930690
PROJECTILES with bursting charge	0169	930690
PROJECTILES with bursting charge	0324	930690
PROJECTILES with bursting charge	0344	930690
PROPADIENE, STABILIZED	2200	290129
PROPANE	1978	271112
PROPANETHIOLS	2402	293090
n-PROPANOL	1274	290512
PROPELLANT, LIQUID	0495	360200
PROPELLANT, LIQUID	0497	360200
PROPELLANT, SOLID	0498	360100
PROPELLANT, SOLID	0499	360100
PROPELLANT, SOLID	0501	360100
PROPIONALDEHYDE	1275	291219
PROPIONIC ACID with not less than 10% and less than 90% acid by mass	1848	291550
PROPIONIC ACID with not less than 90% acid by mass	3463	291550
PROPIONIC ANHYDRIDE	2496	291590
PROPIONITRILE	2404	292690
PROPIONYL CHLORIDE	1815	291590
n-PROPYL ACETATE	1276	291539
PROPYL ALCOHOL, NORMAL	1274	290512
PROPYLAMINE	1277	292119
n-PROPYLBENZENE	2364	290290
Propyl chloride: see	1278	290319
n-PROPYL CHLOROFORMATE	2740	291590
PROPYLENE	1077	271114 290122
PROPYLENE CHLOROHYDRIN	2611	290559
1,2-PROPYLENEDIAMINE	2258	292129

Propylene dichloride: see	1279		290319
PROPYLENEIMINE, STABILIZED	1921		293399
PROPYLENE OXIDE	1280		291020
PROPYLENE TETRAMER	2850		290129
Propylene trimer: see	2057		290129
PROPYL FORMATES	1281		291513
n-PROPYL ISOCYANATE	2482		292910
Propyl mercaptan: see	2402		293090
n-PROPYL NITRATE	1865		292090
PROPYLTRICHLOROSILANE	1816		293100
Pyrazine hexahydride: see	2579		293359
PYRETHROID PESTICIDE, LIQUID, FLAMMABLE, TOXIC, flash-point less than 23 °C	3350		380891
PYRETHROID PESTICIDE, LIQUID, TOXIC	3352		380891
PYRETHROID PESTICIDE, LIQUID, TOXIC, FLAMMABLE, flash-point not less than 23 °C	3351		380891
PYRETHROID PESTICIDE, SOLID, TOXIC	3349		380891
PYRIDINE	1282		293331
PYROPHORIC ALLOY, N.O.S.	1383		81++++
PYROPHORIC LIQUID, INORGANIC, N.O.S.	3194		28++++
PYROPHORIC LIQUID, ORGANIC, N.O.S.	2845		29++++
PYROPHORIC METAL, N.O.S.	1383		81++++
PYROPHORIC SOLID, INORGANIC, N.O.S.	3200		28++++
PYROPHORIC SOLID, ORGANIC, N.O.S.	2846		29++++
PYROSULPHURYL CHLORIDE	1817		281210
PYRROLIDINE	1922		293399
QUINOLINE	2656		293349
RADIOACTIVE MATERIAL, EXCEPTED PACKAGE - ARTICLES	2911		2844++
RADIOACTIVE MATERIAL, EXCEPTED PACKAGE - ARTICLES MANUFACTURED FROM NATURAL URANIUM or DEPLETED URANIUM or NATURAL THORIUM	2909		2844++
RADIOACTIVE MATERIAL, EXCEPTED PACKAGE - EMPTY PACKAGING	2908		2844++
RADIOACTIVE MATERIAL, EXCEPTED PACKAGE - INSTRUMENTS	2911		2844++
RADIOACTIVE MATERIAL, EXCEPTED PACKAGE - LIMITED QUANTITY OF MATERIAL	2910		2844++
RADIOACTIVE MATERIAL, LOW SPECIFIC ACTIVITY (LSA-I), non fissile or fissile-excepted	2912		2844++
RADIOACTIVE MATERIAL, LOW SPECIFIC ACTIVITY (LSA-II), FISSILE	3324		2844++
RADIOACTIVE MATERIAL, LOW SPECIFIC ACTIVITY (LSA-II), non fissile or fissile-excepted	3321		2844++
RADIOACTIVE MATERIAL, LOW SPECIFIC ACTIVITY (LSA-III), non fissile or fissile-excepted	3322		2844++
RADIOACTIVE MATERIAL, LOW SPECIFIC ACTIVITY, (LSA-III), FISSILE	3325		2844++
RADIOACTIVE MATERIAL, SURFACE CONTAMINATED OBJECTS (SCO-I or SCO-II), FISSILE	3326		2844++
RADIOACTIVE MATERIAL, SURFACE CONTAMINATED OBJECTS (SCO-I or SCO-II), non fissile or fissile-excepted	2913		2844++
RADIOACTIVE MATERIAL, TRANSPORTED UNDER SPECIAL ARRANGEMENT, FISSILE	3331		2844++
RADIOACTIVE MATERIAL, TRANSPORTED UNDER SPECIAL ARRANGEMENT, non fissile or fissile-excepted	2919		2844++
RADIOACTIVE MATERIAL, TYPE A PACKAGE, FISSILE, non-special form	3327		2844++
RADIOACTIVE MATERIAL, TYPE A PACKAGE, non-special form, non fissile or fissile-excepted	2915		2844++
RADIOACTIVE MATERIAL, TYPE A PACKAGE, SPECIAL FORM, FISSILE	3333		2844++
RADIOACTIVE MATERIAL, TYPE A PACKAGE, SPECIAL FORM, non fissile or fissile-excepted	3332		2844++
RADIOACTIVE MATERIAL, TYPE B(M) PACKAGE, FISSILE	3329		2844++
RADIOACTIVE MATERIAL, TYPE B(M) PACKAGE, non fissile or fissile-excepted	2917		2844++
RADIOACTIVE MATERIAL, TYPE B(U) PACKAGE, FISSILE	3328		2844++
RADIOACTIVE MATERIAL, TYPE B(U) PACKAGE, non fissile or fissile-excepted	2916		2844++
RADIOACTIVE MATERIAL, TYPE C PACKAGE, FISSILE	3330		2844++
RADIOACTIVE MATERIAL, TYPE C PACKAGE, non fissile or fissile-excepted	3323		2844++
RADIOACTIVE MATERIAL, URANIUM HEXAFLUORIDE, FISSILE	2977		2844++
RADIOACTIVE MATERIAL, URANIUM HEXAFLUORIDE, non fissile or fissile-excepted	2978		2844++
Rags, oily	1856	Exempt	5+++++
RDX AND CYCLOTETRAMETHYLENETETRANITRAMINE MIXTURE, DESENSITIZED with not less than 10% phlegmatizer by mass	0391		293369
RDX AND CYCLOTETRAMETHYLENETETRANITRAMINE MIXTURE, WETTED with not less than 15% water, by mass	0391		293369
RDX AND HMX MIXTURE, DESENSITIZED with not less than 10% phlegmatizer by mass	0391		293369
RDX AND HMX MIXTURE, WETTED with not less than 15% water, by mass	0391		293369
RDX AND OCTOGEN MIXTURE, DESENSITIZED with not less than 10% phlegmatizer by mass	0391		293369
RDX AND OCTOGEN MIXTURE, WETTED with not less than 15% water, by mass	0391		293369
RDX, DESENSITIZED	0483		293369
RDX, WETTED with not less than 15% water, by mass	0072		293369
RECEPTACLES, SMALL, CONTAINING GAS without a release device, non-refillable	2037		+++++
Red phosphorus: see	1338		280470
Reducing compound: see	1263		381400
Reducing compound: see	3066		381400
Reducing compound: see	3469		381400
Reducing compound: see	3470		381400
REFRIGERANT GAS, N.O.S.	1078		38247+
REFRIGERANT GAS R 12	1028		290377

REFRIGERANT GAS R 12B1	1974	290376
REFRIGERANT GAS R 13	1022	290377
REFRIGERANT GAS R 13B1	1009	290376
REFRIGERANT GAS R 14	1982	290339
REFRIGERANT GAS R 21	1029	290379
REFRIGERANT GAS R 22	1018	290379
REFRIGERANT GAS R 23	1984	290339
REFRIGERANT GAS R 32	3252	290339
REFRIGERANT GAS R 40	1063	290311
REFRIGERANT GAS R 41	2454	290339
REFRIGERANT GAS R 114	1958	290377
REFRIGERANT GAS R 115	1020	290377
REFRIGERANT GAS R 116	2193	290339
REFRIGERANT GAS R 124	1021	290379
REFRIGERANT GAS R 125	3220	290339
REFRIGERANT GAS R 133a	1983	290379
REFRIGERANT GAS R 134a	3159	290339
REFRIGERANT GAS R 142b	2517	290379
REFRIGERANT GAS R 143a	2035	290339
REFRIGERANT GAS R 152a	1030	290339
REFRIGERANT GAS R 161	2453	290339
REFRIGERANT GAS R 218	2424	290339
REFRIGERANT GAS R 227	3296	290339
REFRIGERANT GAS R 404A	3337	382474
REFRIGERANT GAS R 407A	3338	382474
REFRIGERANT GAS R 407B	3339	382474
REFRIGERANT GAS R 407C	3340	382474
REFRIGERANT GAS R 500	2602	382479
REFRIGERANT GAS R 502	1973	382479
REFRIGERANT GAS R 503	2599	382471
REFRIGERANT GAS R 1113	1082	290377
REFRIGERANT GAS R 1132a	1959	290339
REFRIGERANT GAS R 1216	1858	290339
REFRIGERANT GAS R 1318	2422	290339
REFRIGERANT GAS RC 318	1976	290389
REFRIGERATING MACHINES containing flammable, non-toxic, liquefied gas	3358	8418++
REFRIGERATING MACHINES containing non-flammable, non-toxic gases or ammonia solutions (UN 2672)	2857	8418++
REGULATED MEDICAL WASTE, N.O.S.	3291	382530
RELEASE DEVICES, EXPLOSIVE	0173	360300
RESIN SOLUTION, flammable	1866	380690
RESORCINOL	2876	290721
RIVETS, EXPLOSIVE	0174	930690
Road oils at or above 100 °C and below its flash-point: see	3257	270600
Road oils with a flash-point above 60 °C, at or above its flash-point: see	3256	270600
Road oils with a flash-point not greater than 60 °C: see	1999	270600
ROCKET MOTORS	0186	930690
ROCKET MOTORS	0280	930690
ROCKET MOTORS	0281	930690
ROCKET MOTORS	0510	930690
ROCKET MOTORS, LIQUID FUELLED	0395	930690
ROCKET MOTORS, LIQUID FUELLED	0396	930690
ROCKET MOTORS WITH HYPERGOLIC LIQUIDS with or without expelling charge	0250	930690
ROCKET MOTORS WITH HYPERGOLIC LIQUIDS with or without expelling charge	0322	930690
ROCKETS with bursting charge	0180	930690
ROCKETS with bursting charge	0181	930690
ROCKETS with bursting charge	0182	930690
ROCKETS with bursting charge	0295	930690
ROCKETS with expelling charge	0436	930690
ROCKETS with expelling charge	0437	930690
ROCKETS with expelling charge	0438	930690
ROCKETS with inert head	0183	930690
ROCKETS with inert head	0502	930690
ROCKETS, LINE-THROWING	0238	930690
ROCKETS, LINE-THROWING	0240	930690
ROCKETS, LINE-THROWING	0453	930690
ROCKETS, LIQUID FUELLED with bursting charge	0397	930690
ROCKETS, LIQUID FUELLED with bursting charge	0398	930690
ROSIN OIL	1286	380690
RUBBER SCRAP, powdered or granulated	1345	400400
RUBBER SHODDY, powdered or granulated	1345	400400
RUBBER SOLUTION	1287	400520
RUBIDIUM	1423	280519
RUBIDIUM HYDROXIDE	2678	282590

RUBIDIUM HYDROXIDE SOLUTION	2677		282590
Rubidium nitrate: see	1477		283429
SAFETY DEVICES, electrically initiated	3268		++++++
SAFETY DEVICES, PYROTECHNIC	0503		870895
SAMPLES, EXPLOSIVE, other than initiating explosive	0190		360200
Seat-belt pretensioners: see	0503		870895
Seat-belt pretensioners: see	3268		870895
SEED CAKE with more than 1.5% oil and not more than 11% moisture	1386		2306++
SEED CAKE with not more than 1.5% oil and not more than 11% moisture	2217		2306++
SELENATES	2630		284290
SELENIC ACID	1905		281119
SELENITES	2630		284290
SELENIUM COMPOUND, LIQUID, N.O.S.	3440		+++++
SELENIUM COMPOUND, SOLID, N.O.S.	3283		++++++
SELENIUM DISULPHIDE	2657		281390
SELENIUM HEXAFLUORIDE	2194		281290
SELENIUM OXYCHLORIDE	2879		281210
SELF-HEATING LIQUID, CORROSIVE, INORGANIC, N.O.S.	3188		28++++
SELF-HEATING LIQUID, CORROSIVE, ORGANIC, N.O.S.	3185		29++++
SELF-HEATING LIQUID, INORGANIC, N.O.S.	3186		28++++
SELF-HEATING LIQUID, ORGANIC, N.O.S.	3183		29++++
SELF-HEATING LIQUID, TOXIC, INORGANIC, N.O.S.	3187		28++++
SELF-HEATING LIQUID, TOXIC, ORGANIC, N.O.S.	3184		29++++
SELF-HEATING SOLID, CORROSIVE, INORGANIC, N.O.S.	3192		28++++
SELF-HEATING SOLID, CORROSIVE, ORGANIC, N.O.S.	3126		29++++
SELF-HEATING SOLID, INORGANIC, N.O.S.	3190		28++++
SELF-HEATING SOLID, ORGANIC, N.O.S.	3088		29++++
SELF-HEATING SOLID, OXIDIZING, N.O.S.	3127	Prohibited	
SELF-HEATING SOLID, TOXIC, INORGANIC, N.O.S.	3191		28++++
SELF-HEATING SOLID, TOXIC, ORGANIC, N.O.S.	3128		29++++
SELF-REACTIVE LIQUID TYPE B	3221		+++++
SELF-REACTIVE LIQUID TYPE B, TEMPERATURE CONTROLLED	3231	Prohibited	
SELF-REACTIVE LIQUID TYPE C	3223		+++++
SELF-REACTIVE LIQUID TYPE C, TEMPERATURE CONTROLLED	3233	Prohibited	
SELF-REACTIVE LIQUID TYPE D	3225		+++++
SELF-REACTIVE LIQUID TYPE D, TEMPERATURE CONTROLLED	3235	Prohibited	
SELF-REACTIVE LIQUID TYPE E	3227		+++++
SELF-REACTIVE LIQUID TYPE E, TEMPERATURE CONTROLLED	3237	Prohibited	
SELF-REACTIVE LIQUID TYPE F	3229		+++++
SELF-REACTIVE LIQUID TYPE F, TEMPERATURE CONTROLLED	3239	Prohibited	
SELF-REACTIVE SOLID TYPE B	3222		+++++
SELF-REACTIVE SOLID TYPE B, TEMPERATURE CONTROLLED	3232	Prohibited	
SELF-REACTIVE SOLID TYPE C	3224		+++++
SELF-REACTIVE SOLID TYPE C, TEMPERATURE CONTROLLED	3234	Prohibited	
SELF-REACTIVE SOLID TYPE D	3226		+++++
SELF-REACTIVE SOLID TYPE D, TEMPERATURE CONTROLLED	3236	Prohibited	
SELF-REACTIVE SOLID TYPE E	3228		+++++
SELF-REACTIVE SOLID TYPE E, TEMPERATURE CONTROLLED	3238	Prohibited	
SELF-REACTIVE SOLID TYPE F	3230		+++++
SELF-REACTIVE SOLID TYPE F, TEMPERATURE CONTROLLED	3240	Prohibited	
SELF-REACTIVE SUBSTANCES (list)		2.2.41.4	+++++
SHALE OIL	1288		270900 274900
Shellac: see	1263		3208++
Shellac: see	3066		3208++
Shellac: see	3469		3208++
Shellac: see	3470		3208++
SIGNAL DEVICES, HAND	0191		360490
SIGNAL DEVICES, HAND	0373		360490
SIGNALS, DISTRESS, ship	0194		360490
SIGNALS, DISTRESS, ship	0195		360490
SIGNALS, DISTRESS, ship	0505		360490
SIGNALS, DISTRESS, ship	0506		360490
SIGNALS, RAILWAY TRACK, EXPLOSIVE	0192		360490
SIGNALS, RAILWAY TRACK, EXPLOSIVE	0193		360490
SIGNALS, RAILWAY TRACK, EXPLOSIVE	0492		360490
SIGNALS, RAILWAY TRACK, EXPLOSIVE	0493		360490
SIGNALS, SMOKE	0196		360490
SIGNALS, SMOKE	0197		360490
SIGNALS, SMOKE	0313		360490
SIGNALS, SMOKE	0487		360490
SIGNALS, SMOKE	0507		360490
SILANE	2203		285000

SILICON POWDER, AMORPHOUS	1346		280461 280469
SILICON TETRACHLORIDE	1818		281210
SILICON TETRAFLUORIDE	1859		281290
SILICON TETRAFLUORIDE, ADSORBED	3521		281290
SILVER ARSENITE	1683		284329
SILVER CYANIDE	1684		284329
SILVER NITRATE	1493		284321
SILVER PICRATE, WETTED with not less than 30% water, by mass	1347		284329
SLUDGE ACID	1906		280700 382569
SODA LIME with more than 4% sodium hydroxide	1907		282590
SODIUM	1428		280511
Sodium aluminate, solid	2812	Exempt	284190
SODIUM ALUMINATE SOLUTION	1819		284190
SODIUM ALUMINIUM HYDRIDE	2835		285000
SODIUM AMMONIUM VANADATE	2863		284190
SODIUM ARSANILATE	2473		293100
SODIUM ARSENATE	1685		284290
SODIUM ARSENITE, AQUEOUS SOLUTION	1686		284290
SODIUM ARSENITE, SOLID	2027		284290
SODIUM AZIDE	1687		285000
Sodium bifluoride: see	2439		282619
SODIUM BOROHYDRIDE	1426		285000
SODIUM BOROHYDRIDE AND SODIUM HYDROXIDE SOLUTION, with not more than 12% sodium borohydride and not more than 40% sodium hydroxide by mass	3320		285000
SODIUM BROMATE	1494		282990
SODIUM CACODYLATE	1688		293100
SODIUM CARBONATE PEROXYHYDRATE	3378		283699
SODIUM CHLORATE	1495		282911
SODIUM CHLORATE, AQUEOUS SOLUTION	2428		282911
SODIUM CHLORITE	1496		282890
SODIUM CHLOROACETATE	2659		291540
SODIUM CUPROCYANIDE, SOLID	2316		283720
SODIUM CUPROCYANIDE SOLUTION	2317		283720
SODIUM CYANIDE, SOLID	1689		283711
SODIUM CYANIDE SOLUTION	3414		283711
SODIUM DINITRO-o-CRESOLATE, dry or wetted with less than 15% water, by mass	0234		290899
SODIUM DINITRO-o-CRESOLATE, WETTED with not less than 10% water, by mass	3369		290899
SODIUM DINITRO-o-CRESOLATE, WETTED with not less than 15% water, by mass	1348		290899
SODIUM DITHIONITE	1384		283110
SODIUM FLUORIDE, SOLID	1690		282619
SODIUM FLUORIDE SOLUTION	3415		282619
SODIUM FLUOROACETATE	2629		291590
SODIUM FLUOROSILICATE	2674		282690
Sodium hydrate: see	1824		281512
SODIUM HYDRIDE	1427		285000
SODIUM HYDROGENDIFLUORIDE	2439		282619
SODIUM HYDROSULPHIDE with less than 25% water of crystallization	2318		283010
SODIUM HYDROSULPHIDE, HYDRATED with not less than 25% water of crystallization	2949		283010
SODIUM HYDROSULPHITE	1384		283110
SODIUM HYDROXIDE, SOLID	1823		281511
SODIUM HYDROXIDE SOLUTION	1824		281512
Sodium metasilicate pentahydrate: see	3253		283911
SODIUM METHYLATE	1431		290519
SODIUM METHYLATE SOLUTION in alcohol	1289		290519
SODIUM MONOXIDE	1825		282590
SODIUM NITRATE	1498		310250
SODIUM NITRATE AND POTASSIUM NITRATE MIXTURE	1499		283429
SODIUM NITRITE	1500		283410
SODIUM PENTACHLOROPHENATE	2567		290819
SODIUM PERBORATE MONOHYDRATE	3377		284030
SODIUM PERCHLORATE	1502		282990
SODIUM PERMANGANATE	1503		284169
SODIUM PEROXIDE	1504		281530
SODIUM PEROXOBORATE, ANHYDROUS	3247		284030
SODIUM PERSULPHATE	1505		283340
SODIUM PHOSPHIDE	1432		284800
SODIUM PICRAMATE, dry or wetted with less than 20% water, by mass	0235		292229
SODIUM PICRAMATE, WETTED with not less than 20% water, by mass	1349		292229
SODIUM SULPHIDE with less than 30% water of crystallization	1385		283010
SODIUM SULPHIDE, ANHYDROUS	1385		283010
SODIUM SULPHIDE, HYDRATED with not less than 30% water	1849		283010

SODIUM SUPEROXIDE	2547		281530
SOLIDS CONTAINING CORROSIVE LIQUID, N.O.S.	3244		++++++
SOLIDS CONTAINING FLAMMABLE LIQUID, N.O.S. having a flash-point up to 60 °C	3175		++++++
SOLIDS CONTAINING TOXIC LIQUID, N.O.S.	3243		++++++
SOUNDING DEVICES, EXPLOSIVE	0204		360490
SOUNDING DEVICES, EXPLOSIVE	0296		360490
SOUNDING DEVICES, EXPLOSIVE	0374		360490
SOUNDING DEVICES, EXPLOSIVE	0375		360490
Stain: see	1263		3208++
Stain: see	3066		3208++
Stain: see	3469		3208++
Stain: see	3470		3208++
Stain: see	3066		3208++
STANNIC CHLORIDE, ANHYDROUS	1827		282739
STANNIC CHLORIDE PENTAHYDRATE	2440		282739
STANNIC PHOSPHIDES	1433		284800
STIBINE	2676		285000
Straw	1327	Exempt	121300
STRONTIUM ARSENITE	1691		284290
STRONTIUM CHLORATE	1506		282919
STRONTIUM NITRATE	1507		283429
STRONTIUM PERCHLORATE	1508		282990
STRONTIUM PEROXIDE	1509		281640
STRONTIUM PHOSPHIDE	2013		284800
STRYCHNINE	1692		293999
STRYCHNINE SALTS	1692		293999
STYPHNIC ACID, dry or wetted with less than 20% water, or mixture of alcohol and water, by mass	0219		290899
STYPHNIC ACID, WETTED with not less than 20% water, or mixture of alcohol and water, by mass	0394		290899
STYRENE MONOMER, STABILIZED	2055		290250
SUBSTANCES, EVI, N.O.S.	0482		360200
SUBSTANCES, EXPLOSIVE, N.O.S.	0357		360200
SUBSTANCES, EXPLOSIVE, N.O.S.	0358		360200
SUBSTANCES, EXPLOSIVE, N.O.S.	0359		360200
SUBSTANCES, EXPLOSIVE, N.O.S.	0473	Prohibited	
SUBSTANCES, EXPLOSIVE, N.O.S.	0474		360200
SUBSTANCES, EXPLOSIVE, N.O.S.	0475		360200
SUBSTANCES, EXPLOSIVE, N.O.S.	0476		360200
SUBSTANCES, EXPLOSIVE, N.O.S.	0477		360200
SUBSTANCES, EXPLOSIVE, N.O.S.	0478		360200
SUBSTANCES, EXPLOSIVE, N.O.S.	0479		360200
SUBSTANCES, EXPLOSIVE, N.O.S.	0480		360200
SUBSTANCES, EXPLOSIVE, N.O.S.	0481		360200
SUBSTANCES, EXPLOSIVE, N.O.S.	0485		360200
SUBSTANCES, EXPLOSIVE, VERY INSENSITIVE, N.O.S.	0482		360200
SUBSTITUTED NITROPHENOL PESTICIDE, LIQUID, FLAMMABLE, TOXIC, flash-point less than 23 °C	2780		380893
SUBSTITUTED NITROPHENOL PESTICIDE, LIQUID, TOXIC	3014		380893
SUBSTITUTED NITROPHENOL PESTICIDE, LIQUID, TOXIC, FLAMMABLE, flash-point not less than 23 °C	3013		380893
SUBSTITUTED NITROPHENOL PESTICIDE, SOLID, TOXIC	2779		380893
SULPHAMIC ACID	2967		281119
SULPHUR	1350		250300 280200
SULPHUR CHLORIDES	1828		281216
SULPHUR DIOXIDE	1079		281129
SULPHUR HEXAFLUORIDE	1080		281290
SULPHURIC ACID with more than 51% acid	1830		280700
SULPHURIC ACID with not more than 51% acid	2796		280700
SULPHURIC ACID, FUMING	1831		280700
SULPHURIC ACID, SPENT	1832		280700 382569
SULPHUR, MOLTEN	2448		250300
SULPHUROUS ACID	1833		281119
SULPHUR TETRAFLUORIDE	2418		281290
SULPHUR TRIOXIDE, STABILIZED	1829		281129
SULPHURYL CHLORIDE	1834		281210
SULPHURYL FLUORIDE	2191		281290
Table tennis balls, see	2000		950640
Tars, liquid, including road oils, and cutback bitumens, at or above 100 °C and below its flash-point: see	3257		270600
Tars, liquid, including road oils, and cutback bitumens, with a flash-point above 60 °C, at or above its flash-point: see	3256		270600
TARS, LIQUID, including road oils, and cutback bitumens	1999		270600
TEAR GAS CANDLES	1700		930690
TEAR GAS SUBSTANCE, LIQUID, N.O.S.	1693		++++++

TEAR GAS SUBSTANCE, SOLID, N.O.S.	3448		+++++
TELLURIUM COMPOUND, N.O.S.	3284		28++++
TELLURIUM HEXAFLUORIDE	2195		281290
TERPENE HYDROCARBONS, N.O.S.	2319		290219
TERPINOLENE	2541		3805++
TETRABROMOETHANE	2504		290339
1,1,2,2-TETRACHLOROETHANE	1702		290319
TETRACHLOROETHYLENE	1897		290323
TETRAETHYL DITHIOPYROPHOSPHATE	1704		292019
TETRAETHYLENEPENTAMINE	2320		292129
Tetraethyl lead: see	1649		381111
TETRAETHYL SILICATE	1292		292024
1,1,1,2-TETRAFLUOROETHANE	3159		290339
TETRAFLUOROETHYLENE, STABILIZED	1081		290339
TETRAFLUOROMETHANE	1982		290339
1,2,3,6-TETRAHYDROBENZALDEHYDE	2498		291229
TETRAHYDROFURAN	2056		293211
TETRAHYDROFURFURYLAMINE	2943		293219
TETRAHYDROPHTHALIC ANHYDRIDES with more than 0.05% of maleic anhydride	2698		293499
1,2,3,6-TETRAHYDROPYRIDINE	2410		293339
TETRAHYDROTHIOPHENE	2412		293499
Tetramethoxysilane: see	2606		292090
TETRAMETHYLAMMONIUM HYDROXIDE, SOLID	3423		292390
TETRAMETHYLAMMONIUM HYDROXIDE SOLUTION	1835		292390
Tetramethyl lead: see	1649		381111
TETRAMETHYLSILANE	2749		293100
TETRANITROANILINE	0207		292142
TETRANITROMETHANE	1510		290420
TETRAPROPYL ORTHOTITANATE	2413		292090
TETRAZENE, WETTED with not less than 30% water, or mixture of alcohol and water, by mass	0114	Prohibited	
TETRAZOL-1-ACETIC ACID	0407		293399
1H-TETRAZOLE	0504		293399
TETRYL	0208		292149
Textile waste, wet	1857	Exempt	5++++
THALLIUM CHLORATE	2573		282990
THALLIUM COMPOUND, N.O.S.	1707		+++++
THALLIUM NITRATE	2727		283429
4-THIA-PENTANAL	2785		293090
Thia-4-pentanal: see	2785		293090
THIOACETIC ACID	2436		293090
THIOCARBAMATE PESTICIDE, LIQUID, FLAMMABLE, TOXIC, flash-point less than 23 °C	2772		380893
THIOCARBAMATE PESTICIDE, LIQUID, TOXIC	3006		380893
THIOCARBAMATE PESTICIDE, LIQUID, TOXIC, FLAMMABLE, flash-point not less than 23 °C	3005		380893
THIOCARBAMATE PESTICIDE, SOLID, TOXIC	2771		380893
THIOGLYCOL	2966		293090
THIOGLYCOLIC ACID	1940		293090
THIOLACTIC ACID	2936		293090
THIONYL CHLORIDE	1836		281217
THIOPHENE	2414		293499
THIOPHOSGENE	2474		293090
THIOPHOSPHORYL CHLORIDE	1837		281210
THIOUREA DIOXIDE	3341		293090
TINCTURES, MEDICINAL	1293		300490
TITANIUM DISULPHIDE	3174		283090
TITANIUM HYDRIDE	1871		285000
TITANIUM POWDER, DRY	2546		810820
TITANIUM POWDER, WETTED with not less than 25% water	1352		810820
TITANIUM SPONGE GRANULES	2878		810820
TITANIUM SPONGE POWDERS	2878		810820
TITANIUM TETRACHLORIDE	1838		282739
TITANIUM TRICHLORIDE MIXTURE	2869		282739
TITANIUM TRICHLORIDE MIXTURE, PYROPHORIC	2441		282739
TITANIUM TRICHLORIDE, PYROPHORIC	2441		282739
TNT AND HEXANITROSTILBENE MIXTURE	0388		290420
TNT AND TRINITROBENZENE MIXTURE	0388		290420
TNT, dry or wetted with less than 30% water, by mass	0209		290420
TNT MIXTURE CONTAINING TRINITROBENZENE AND HEXANITROSTILBENE	0389		290420
TNT, WETTED with not less than 10% water, by mass	3366		290420
TNT, WETTED with not less than 30% water, by mass	1356		290420
TOLUENE	1294		290230
			270720
TOLUENE DIISOCYANATE	2078		292910
TOLUIDINES, LIQUID	1708		292143

TOLUIDINES, SOLID	3451	292143
2,4-TOLUYLENEDIAMINE, SOLID	1709	292151
2,4-TOLUYLENEDIAMINE SOLUTION	3418	292151
TORPEDOES with bursting charge	0329	930690
TORPEDOES with bursting charge	0330	930690
TORPEDOES with bursting charge	0451	930690
TORPEDOES, LIQUID FUELLED with inert head	0450	930690
TORPEDOES, LIQUID FUELLED with or without bursting charge	0449	930690
TOXIC BY INHALATION LIQUID, CORROSIVE, N.O.S. with an LC ₅₀ lower than or equal to 1000 ml/m ³ and saturated vapour concentration greater than or equal to 10 LC ₅₀	3390	+++++
TOXIC BY INHALATION LIQUID, CORROSIVE, N.O.S. with an LC ₅₀ lower than or equal to 200 ml/m ³ and saturated vapour concentration greater than or equal to 500 LC ₅₀	3389	+++++
TOXIC BY INHALATION LIQUID, FLAMMABLE, CORROSIVE, N.O.S. with an LC ₅₀ lower than or equal to 200 ml/m ³ and saturated vapour concentration greater than or equal to 500 LC ₅₀	3488	+++++
TOXIC BY INHALATION LIQUID, FLAMMABLE, CORROSIVE, N.O.S. with an LC ₅₀ lower than or equal to 1000 ml/m ³ and saturated vapour concentration greater than or equal to 10 LC ₅₀	3489	+++++
TOXIC BY INHALATION LIQUID, FLAMMABLE, N.O.S. with an LC ₅₀ lower than or equal to 200 ml/m ³ and saturated vapour concentration greater than or equal to 500 LC ₅₀	3383	+++++
TOXIC BY INHALATION LIQUID, FLAMMABLE, N.O.S. with an LC ₅₀ lower than or equal to 1000 ml/m ³ and saturated vapour concentration greater than or equal to 10 LC ₅₀	3384	+++++
TOXIC BY INHALATION LIQUID, N.O.S. with an LC ₅₀ lower than or equal to 1000 ml/m ³ and saturated vapour concentration greater than or equal to 10 LC ₅₀	3382	+++++
TOXIC BY INHALATION LIQUID, N.O.S. with an LC ₅₀ lower than or equal to 200 ml/m ³ and saturated vapour concentration greater than or equal to 500 LC ₅₀	3381	+++++
TOXIC BY INHALATION LIQUID, OXIDIZING, N.O.S. with an LC ₅₀ lower than or equal to 200 ml/m ³ and saturated vapour concentration greater than or equal to 500 LC ₅₀	3387	+++++
TOXIC BY INHALATION LIQUID, OXIDIZING, N.O.S. with an LC ₅₀ lower than or equal to 1000 ml/m ³ and saturated vapour concentration greater than or equal to 10 LC ₅₀	3388	+++++
TOXIC BY INHALATION LIQUID, WATER-REACTIVE, FLAMMABLE, N.O.S. with an LC ₅₀ lower than or equal to 200 ml/m ³ and saturated vapour concentration greater than or equal to 500 LC ₅₀	3490	+++++
TOXIC BY INHALATION LIQUID, WATER-REACTIVE, FLAMMABLE, N.O.S. with an LC ₅₀ lower than or equal to 1000 ml/m ³ and saturated vapour concentration greater than or equal to 10 LC ₅₀	3491	+++++
TOXIC BY INHALATION LIQUID, WATER-REACTIVE, N.O.S. with an LC ₅₀ lower than or equal to 1000 ml/m ³ and saturated vapour concentration greater than or equal to 10 LC ₅₀	3386	+++++
TOXIC BY INHALATION LIQUID, WATER-REACTIVE, N.O.S. with an LC ₅₀ lower than or equal to 200 ml/m ³ and saturated vapour concentration greater than or equal to 500 LC ₅₀	3385	+++++
TOXIC LIQUID, CORROSIVE, INORGANIC, N.O.S.	3289	28++++
TOXIC LIQUID, CORROSIVE, ORGANIC, N.O.S.	2927	29++++
TOXIC LIQUID, FLAMMABLE, ORGANIC, N.O.S.	2929	29++++
TOXIC LIQUID, INORGANIC, N.O.S.	3287	28++++
TOXIC LIQUID, ORGANIC, N.O.S.	2810	29++++
TOXIC LIQUID, OXIDIZING, N.O.S.	3122	+++++
TOXIC LIQUID, WATER-REACTIVE, N.O.S.	3123	+++++
TOXIC SOLID, CORROSIVE, INORGANIC, N.O.S.	3290	28++++
TOXIC SOLID, CORROSIVE, ORGANIC, N.O.S.	2928	29++++
TOXIC SOLID, FLAMMABLE, INORGANIC, N.O.S.	3535	+++++
TOXIC SOLID, FLAMMABLE, ORGANIC, N.O.S.	2930	29++++
TOXIC SOLID, INORGANIC, N.O.S.	3288	28++++
TOXIC SOLID, ORGANIC, N.O.S.	2811	29++++
TOXIC SOLID, OXIDIZING, N.O.S.	3086	+++++
TOXIC SOLID, SELF-HEATING, N.O.S.	3124	+++++
TOXIC SOLID, WATER-REACTIVE, N.O.S.	3125	+++++
TOXINS, EXTRACTED FROM LIVING SOURCES, LIQUID, N.O.S.	3172	300290
TOXINS, EXTRACTED FROM LIVING SOURCES, SOLID, N.O.S.	3462	300290
TRACERS FOR AMMUNITION	0212	360490
TRACERS FOR AMMUNITION	0306	360490
Tremolite: see	2212	252490
TRIALLYLAMINE	2610	292119
TRIALLYL BORATE	2609	292090
TRIAZINE PESTICIDE, LIQUID, FLAMMABLE, TOXIC, flash-point less than 23 °C	2764	380893
TRIAZINE PESTICIDE, LIQUID, TOXIC	2998	380893
TRIAZINE PESTICIDE, LIQUID, TOXIC, FLAMMABLE, flash-point not less than 23 °C	2997	380893
TRIAZINE PESTICIDE, SOLID, TOXIC	2763	380893
TRIBUTYLAMINE	2542	292119
TRIBUTYLPHOSPHANE	3254	293100
TRICHLOROACETIC ACID	1839	291540
TRICHLOROACETIC ACID SOLUTION	2564	291540
TRICHLOROACETYL CHLORIDE	2442	291590
TRICHLOROBENZENES, LIQUID	2321	290399

TRICHLOROBUTENE	2322	290329
1,1,1-TRICHLOROETHANE	2831	290319
TRICHLOROETHYLENE	1710	290322
TRICHLOROISOCYANURIC ACID, DRY	2468	293369
TRICHLOROSILANE	1295	281290
TRICRESYL PHOSPHATE with more than 3% ortho isomer	2574	291990
TRIETHYLAMINE	1296	292119
TRIETHYLENETETRAMINE	2259	292129
TRIETHYL PHOSPHITE	2323	292024
TRIFLUOROACETIC ACID	2699	291590
TRIFLUOROACETYL CHLORIDE	3057	291590
TRIFLUOROCHLOROETHYLENE, STABILIZED	1082	290377
1,1,1-TRIFLUOROETHANE	2035	290339
TRIFLUOROMETHANE	1984	290339
TRIFLUOROMETHANE, REFRIGERATED LIQUID	3136	290339
2-TRIFLUOROMETHYLANILINE	2942	292143
3-TRIFLUOROMETHYLANILINE	2948	292143
TRIISOBUTYLENE	2324	290129
TRIISOPROPYL BORATE	2616	292090
TRIMETHYLACETYL CHLORIDE	2438	291590
TRIMETHYLAMINE, ANHYDROUS	1083	292111
TRIMETHYLAMINE, AQUEOUS SOLUTION, not more than 50% trimethylamine, by mass	1297	292111
1,3,5-TRIMETHYLBENZENE	2325	290290
TRIMETHYL BORATE	2416	292090
TRIMETHYLCHLOROSILANE	1298	293100
TRIMETHYLCYCLO-HEXYLAMINE	2326	292130
TRIMETHYLHEXAMETHYLENEDIAMINES	2327	292129
TRIMETHYLHEXAMETHYLENE DIISOCYANATE	2328	292910
TRIMETHYL PHOSPHITE	2329	292023
TRINITROANILINE	0153	292142
TRINITROANISOLE	0213	290930
TRINITROBENZENE, dry or wetted with less than 30% water, by mass	0214	290420
TRINITROBENZENE, WETTED with not less than 10% water, by mass	3367	290420
TRINITROBENZENE, WETTED with not less than 30% water, by mass	1354	290420
TRINITROBENZENESULPHONIC ACID	0386	290490
TRINITROBENZOIC ACID, dry or wetted with less than 30% water, by mass	0215	291639
TRINITROBENZOIC ACID, WETTED with not less than 10% water, by mass	3368	291639
TRINITROBENZOIC ACID, WETTED with not less than 30% water, by mass	1355	291639
TRINITROCHLOROBEZENE	0155	290490
TRINITROCHLOROBEZENE WETTED with not less than 10% water, by mass	3365	290490
TRINITRO-m-CRESOL	0216	290899
TRINITROFLUORENONE	0387	291470
TRINITRONAPHTHALENE	0217	290420
TRINITROPHENETOLE	0218	290899
TRINITROPHENOL, dry or wetted with less than 30% water, by mass	0154	290899
TRINITROPHENOL WETTED with not less than 10% water, by mass	3364	290899
TRINITROPHENOL, WETTED with not less than 30% water, by mass	1344	290899
TRINITROPHENYLMETHYLNITRAMINE	0208	292149
TRINITRORESORCINOL, dry or wetted with less than 20% water, or mixture of alcohol and water, by mass	0219	290899
TRINITRORESORCINOL, WETTED with not less than 20% water, or mixture of alcohol and water, by mass	0394	290899
TRINITROTOLUENE AND HEXANITROSTILBENE MIXTURE	0388	290420
TRINITROTOLUENE AND TRINITROBENZENE MIXTURE	0388	290420
TRINITROTOLUENE, dry or wetted with less than 30% water, by mass	0209	290420
TRINITROTOLUENE MIXTURE CONTAINING TRINITROBENZENE AND HEXANITROSTILBENE	0389	290420
TRINITROTOLUENE, WETTED with not less than 10% water, by mass	3366	290420
TRINITROTOLUENE, WETTED with not less than 30% water, by mass	1356	290420
TRIPROPYLAMINE	2260	292119
TRIPROPYLENE	2057	290129
TRIS-(1-AZIRIDINYL) PHOSPHINE OXIDE SOLUTION	2501	293399
TRITONAL	0390	360200
TUNGSTEN HEXAFLUORIDE	2196	282619
TURPENTINE	1299	380510
TURPENTINE SUBSTITUTE	1300	272100
UNDECANE	2330	290110
URANIUM HEXAFLUORIDE, RADIOACTIVE MATERIAL, EXCEPTED PACKAGE, less than 0.1 kg per package, non-fissile or fissile-excepted	3507	2844++
UREA HYDROGEN PEROXIDE	1511	292419
UREA NITRATE, dry or wetted with less than 20% water, by mass	0220	292419
UREA NITRATE, WETTED with not less than 10% water, by mass	3370	292419
UREA NITRATE, WETTED with not less than 20% water, by mass	1357	292419
VALERALDEHYDE	2058	291219
VALERYL CHLORIDE	2502	291590
VANADIUM COMPOUND, N.O.S.	3285	+++++

VANADIUM OXYTRICHLORIDE	2443		282749
VANADIUM PENTOXIDE, non-fused form	2862		282530
VANADIUM TETRACHLORIDE	2444		282739
VANADIUM TRICHLORIDE	2475		282739
VANADYL SULPHATE	2931		283329
Varnish: see	1263		3208++
Varnish: see	3066		3208++
Varnish: see	3469		3208++
Varnish: see	3470		3208++
VEHICLE, FLAMMABLE GAS POWERED	3166		8407++
VEHICLE, FLAMMABLE LIQUID POWERED	3166		8407++
VEHICLE, FUEL CELL, FLAMMABLE GAS POWERED	3166		8407++
VEHICLE, FUEL CELL, FLAMMABLE LIQUID POWERED	3166		8407++
Vehicle under coating: see	1139		3208++
VINYL ACETATE, STABILIZED	1301		291532
Vinylbenzene: see	2055		290250
VINYL BROMIDE, STABILIZED	1085		290339
VINYL BUTYRATE, STABILIZED	2838		291560
VINYL CHLORIDE, STABILIZED	1086		290321
VINYL CHLOROACETATE	2589		291540
VINYL ETHYL ETHER, STABILIZED	1302		290919
VINYL FLUORIDE, STABILIZED	1860		290339
VINYLDIENE CHLORIDE, STABILIZED	1303		290329
VINYL ISOBUTYL ETHER, STABILIZED	1304		290919
VINYL METHYL ETHER, STABILIZED	1087		290919
VINYLPYRIDINES, STABILIZED	3073		293339
VINYLTOLUENES, STABILIZED	2618		290290
VINYLTRICHLOROSILANE	1305		293100
WARHEADS, ROCKET with burster or expelling charge	0370		930690
WARHEADS, ROCKET with burster or expelling charge	0371		930690
WARHEADS, ROCKET with bursting charge	0286		930690
WARHEADS, ROCKET with bursting charge	0287		930690
WARHEADS, ROCKET with bursting charge	0369		930690
WARHEADS, TORPEDO with bursting charge	0221		930690
Wastes containing flammable liquid, n.o.s. having a flash-point up to 60 °C: see	3175		+++++
WATER-REACTIVE LIQUID, CORROSIVE, N.O.S.	3129		+++++
WATER-REACTIVE LIQUID, N.O.S.	3148		+++++
WATER-REACTIVE LIQUID, TOXIC, N.O.S.	3130		+++++
WATER-REACTIVE SOLID, CORROSIVE, N.O.S.	3131		+++++
WATER-REACTIVE SOLID, FLAMMABLE, N.O.S.	3132		+++++
WATER-REACTIVE SOLID, N.O.S.	2813		+++++
WATER-REACTIVE SOLID, OXIDIZING, N.O.S.	3133	Prohibited	
WATER-REACTIVE SOLID, SELF-HEATING, N.O.S.	3135		+++++
WATER-REACTIVE SOLID, TOXIC, N.O.S.	3134		+++++
White spirit: see	1300		272100
WOOD PRESERVATIVES, LIQUID	1306		+++++
Wool waste, wet	1387	Exempt	5++++
XANTHATES	3342		293090
XENON	2036		280429
XENON, REFRIGERATED LIQUID	2591		280429
XYLENES	1307		29024+ 270730
XYLENOLS, LIQUID	3430		290719
XYLENOLS, SOLID	2261		290719
XYLIDINES, LIQUID	1711		292149
XYLIDINES, SOLID	3452		292149
XYLYL BROMIDE, LIQUID	1701		290399
XYLYL BROMIDE, SOLID	3417		290399
ZINC AMMONIUM NITRITE	1512		283410
ZINC ARSENATE	1712		284290
ZINC ARSENATE AND ZINC ARSENITE MIXTURE	1712		284290
ZINC ARSENITE	1712		284290
ZINC ASHES	1435		262019
ZINC BROMATE	2469		282990
ZINC CHLORATE	1513		282919
ZINC CHLORIDE, ANHYDROUS	2331		282739
ZINC CHLORIDE SOLUTION	1840		282739
ZINC CYANIDE	1713		283719
ZINC DITHIONITE	1931		283190
ZINC DUST	1436		790310
ZINC FLUOROSILICATE	2855		282690
ZINC HYDROSULPHITE	1931		283190
ZINC NITRATE	1514		283429

ZINC PERMANGANATE	1515		284169
ZINC PEROXIDE	1516		281700
ZINC PHOSPHIDE	1714		284800
ZINC POWDER	1436		790310
ZINC RESINATE	2714		380620
ZIRCONIUM, DRY, coiled wire, finished metal sheets, strip (thinner than 254 microns but not thinner than 18 microns)	2858		810990
ZIRCONIUM, DRY, finished sheets, strip or coiled wire	2009		810990
ZIRCONIUM HYDRIDE	1437		285000
ZIRCONIUM NITRATE	2728		283429
ZIRCONIUM PICRAMATE, dry or wetted with less than 20% water, by mass	0236		292229
ZIRCONIUM PICRAMATE, WETTED with not less than 20% water, by mass	1517		292229
ZIRCONIUM POWDER, DRY	2008		810920
ZIRCONIUM POWDER, WETTED with not less than 25% water	1358		810920
ZIRCONIUM SCRAP	1932		810930
ZIRCONIUM SUSPENDED IN A FLAMMABLE LIQUID	1308		810920
ZIRCONIUM TETRACHLORIDE	2503		282739

Chapter 3.3 Special provisions applicable to certain articles or substances

3.3.1

When Column (6) of Table A of Chapter 3.2 indicates that a special provision is relevant to a substance or article, the meaning and requirements of that special provision are as set forth below. Where a special provision includes a requirement for package marking, the provisions of 5.2.1.2 (a) and (b) shall be met. If the required mark is in the form of specific wording indicated in quotation marks, such as "LITHIUM BATTERIES FOR DISPOSAL", the size of the mark shall be at least 12 mm, unless otherwise indicated in the special provision or elsewhere in RID.

- 16 Samples of new or existing explosive substances or articles may be carried as directed by the competent authorities (see 2.2.1.1.3) for purposes including: testing, classification, research and development, quality control, or as a commercial sample. Explosive samples which are not wetted or desensitized shall be limited to 10 kg in small packages as specified by the competent authorities. Explosive samples which are wetted or desensitized shall be limited to 25 kg.
- 23 Even though this substance has a flammability hazard, it only exhibits such hazard under extreme fire conditions in confined areas.
- 32 This substance is not subject to the requirements of RID when in any other form.
- 37 This substance is not subject to the requirements of RID when coated.
- 38 This substance is not subject to the requirements of RID when it contains not more than 0.1% calcium carbide.
- 39 This substance is not subject to the requirements of RID when it contains less than 30% or not less than 90% silicon.
- 43 When offered for carriage as pesticides, these substances shall be carried under the relevant pesticide entry and in accordance with the relevant pesticide provisions (see 2.2.61.1.10 to 2.2.61.1.11.2).
- 45 Antimony sulphides and oxides which contain not more than 0.5% of arsenic calculated on the total mass are not subject to the requirements of RID.
- 47 Ferricyanides and ferrocyanides are not subject to the requirements of RID.
- 48 The carriage of this substance, when it contains more than 20% hydrocyanic acid, is prohibited.
- 59 These substances are not subject to the requirements of RID when they contain not more than 50% magnesium.
- 60 If the concentration is more than 72%, the carriage of this substance is prohibited.
- 61 The technical name which shall supplement the proper shipping name shall be the ISO common name (see also ISO 1750:1981 "*Pesticides and other agrochemicals - common names*", as amended), other name listed in the WHO "*Recommended Classification of Pesticides by Hazard and Guidelines to Classification*" or the name of the active substance (see also 3.1.2.8.1 and 3.1.2.8.1.1).
- 62 This substance is not subject to the requirements of RID when it contains not more than 4% sodium hydroxide.
- 65 Hydrogen peroxide aqueous solutions with less than 8% hydrogen peroxide are not subject to the requirements of RID.
- 66 Cinnabar is not subject to the requirements of RID.
- 103 The carriage of ammonium nitrites and mixtures of an inorganic nitrite with an ammonium salt is prohibited.
- 105 Nitrocellulose meeting the descriptions of UN No. 2556 or UN No. 2557 may be classified in Class 4.1.
- 113 The carriage of chemically unstable mixtures is prohibited.
- 119 Refrigerating machines include machines or other appliances which have been designed for the specific purpose of keeping food or other items at a low temperature in an internal compartment, and air conditioning units. Refrigerating machines and refrigerating machine components are not subject to the provisions of RID if they contain less than 12 kg of gas in Class 2, group A or O according to 2.2.2.1.3, or if they contain less than 12 litres ammonia solution (UN No. 2672).

- 122** The subsidiary hazards and the UN number (generic entry) for each of the currently assigned organic peroxide formulations are given in 2.2.52.4, 4.1.4.2 packing instruction IBC 520 and 4.2.5.2.6 portable tank instruction T 23.
- 123** (Reserved)
- 127** Other inert material or inert material mixture may be used, provided this inert material has identical phlegmatizing properties.
- 131** The phlegmatized substance shall be significantly less sensitive than dry PETN.
- 135** The dihydrated sodium salt of dichloroisocyanuric acid does not meet the criteria for inclusion in Class 5.1 and is not subject to RID unless meeting the criteria for inclusion in another Class.
- 138** p-Bromobenzyl cyanide is not subject to the requirements of RID.
- 141** Products which have undergone sufficient heat treatment so that they present no hazard during carriage are not subject to the requirements of RID.
- 142** Solvent extracted soya bean meal containing not more than 1.5% oil and 11% moisture, which is substantially free of flammable solvent, is not subject to the requirements of RID.
- 144** An aqueous solution containing not more than 24% alcohol by volume is not subject to the requirements of RID.
- 145** Alcoholic beverages of packing group III, when carried in receptacles of 250 litres or less, are not subject to the requirements of RID.
- 152** The classification of this substance will vary with particle size and packaging, but borderlines have not been experimentally determined. Appropriate classifications shall be made in accordance with 2.2.1.
- 153** This entry applies only if it is demonstrated, on the basis of tests, that the substances when in contact with water are not combustible nor show a tendency to auto-ignition and that the mixture of gases evolved is not flammable.
- 162** (Deleted)
- 163** A substance mentioned by name in Table A of Chapter 3.2 shall not be carried under this entry. Substances carried under this entry may contain 20% or less nitrocellulose provided the nitrocellulose contains not more than 12.6% nitrogen (by dry mass).
- 168** Asbestos which is immersed or fixed in a natural or artificial binder (such as cement, plastics, asphalt, resins or mineral ore) in such a way that no escape of hazardous quantities of respirable asbestos fibres can occur during carriage is not subject to the requirements of RID. Manufactured articles containing asbestos and not meeting this provision are nevertheless not subject to the requirements of RID when packed so that no escape of hazardous quantities of respirable asbestos fibres can occur during carriage.
- 169** Phthalic anhydride in the solid state and tetrahydrophthalic anhydrides, with not more than 0.05% maleic anhydride, are not subject to the requirements of RID. Phthalic anhydride molten at a temperature above its flash-point, with not more than 0.05% maleic anhydride, shall be classified under UN No. 3256.
- 172** Where a radioactive material has (a) subsidiary hazard(s):
- (a) The substance shall be allocated to packing group I, II or III, if appropriate, by application of the packing group criteria provided in Part 2 corresponding to the nature of the predominant subsidiary hazard;
 - (b) Packages shall be labelled with subsidiary hazard labels corresponding to each subsidiary hazard exhibited by the material; corresponding placards shall be affixed to cargo transport units in accordance with the relevant provisions of 5.3.1;
 - (c) For the purposes of documentation and package marking, the proper shipping name shall be supplemented with the name of the constituents which most predominantly contribute to this (these) subsidiary hazard(s) and which shall be enclosed in parenthesis;
 - (d) The dangerous goods transport document shall indicate the label model number(s) corresponding to each subsidiary hazard in parenthesis after the Class number "7" and, where assigned the packing group as required by 5.4.1.1.1 (d).
- For packing, see also 4.1.9.1.5.
- 177** Barium sulphate is not subject to the requirements of RID.
- 178** This designation shall be used only when no other appropriate designation exists in Table A of Chapter 3.2, and only with the approval of the competent authority of the country of origin (see 2.2.1.1.3).

- 181** Packages containing this type of substance shall bear a label conforming to model No. 1 (see 5.2.2.2.2) unless the competent authority of the country of origin has permitted this label to be dispensed with for the specific packaging employed because test data have proved that the substance in this packaging does not exhibit explosive behaviour (see 5.2.2.1.9).
- 182** The group of alkali metals includes lithium, sodium, potassium, rubidium and caesium.
- 183** The group of alkaline earth metals includes magnesium, calcium, strontium and barium.
- 186** (Deleted)
- 188** Cells and batteries offered for carriage are not subject to other provisions of RID if they meet the following:
- (a) For a lithium metal or lithium alloy cell, the lithium content is not more than 1 g, and for a lithium-ion cell, the Watt-hour rating is not more than 20 Wh;
NOTE: When lithium batteries in conformity with 2.2.9.1.7 (f) are carried in accordance with this special provision, the total lithium content of all lithium metal cells contained in the battery shall not exceed 1.5 g and the total capacity of all lithium ion cells contained in the battery shall not exceed 10 Wh (see special provision 387).
 - (b) For a lithium metal or lithium alloy battery the aggregate lithium content is not more than 2 g, and for a lithium-ion battery, the Watt-hour rating is not more than 100 Wh. Lithium ion batteries subject to this provision shall be marked with the Watt-hour rating on the outside case, except those manufactured before 1 January 2009;
NOTE: When lithium batteries in conformity with 2.2.9.1.7 (f) are carried in accordance with this special provision, the total lithium content of all lithium metal cells contained in the battery shall not exceed 1.5 g and the total capacity of all lithium ion cells contained in the battery shall not exceed 10 Wh (see special provision 387).
 - (c) Each cell or battery meets the provisions of 2.2.9.1.7 (a), (e), (f) if applicable and (g);
 - (d) Cells and batteries, except when installed in equipment, shall be packed in inner packagings that completely enclose the cell or battery. Cells and batteries shall be protected so as to prevent short circuits. This includes protection against contact with electrically conductive material within the same packaging that could lead to a short circuit. The inner packagings shall be packed in strong outer packagings which conform to the provisions of 4.1.1.1, 4.1.1.2 and 4.1.1.5;
 - (e) Cells and batteries when installed in equipment shall be protected from damage and short circuit, and the equipment shall be equipped with an effective means of preventing accidental activation. This requirement does not apply to devices which are intentionally active in carriage (radio frequency identification (RFID) transmitters, watches, sensors, etc.) and which are not capable of generating a dangerous evolution of heat. When batteries are installed in equipment, the equipment shall be packed in strong outer packagings constructed of suitable material of adequate strength and design in relation to the packaging's capacity and its intended use unless the battery is afforded equivalent protection by the equipment in which it is contained;
 - (f) Each package shall be marked with the appropriate lithium battery mark, as illustrated in 5.2.1.9. This requirement does not apply to:
 - (i) packages containing only button cell batteries installed in equipment (including circuit boards); and
 - (ii) packages containing no more than four cells or two batteries installed in equipment, where there are not more than two packages in the consignment;
 When packages are placed in an overpack, the lithium battery mark shall either be clearly visible or be reproduced on the outside of the overpack and the overpack shall be marked with the word "OVERPACK". The lettering of the "OVERPACK" mark shall be at least 12 mm high.
NOTE: Packages containing lithium batteries packed in conformity with the provisions of Part 4, Chapter 11, packing instructions 965 or 968, Section IB of the ICAO Technical Instructions that bear the mark as shown in 5.2.1.9 (lithium battery mark) and the label shown in 5.2.2.2, model No. 9A shall be deemed to meet the provisions of this special provision.
 - (g) Except when batteries are installed in equipment, each package shall be capable of withstanding a 1.2 m drop test in any orientation without damage to cells or batteries contained therein, without shifting of the contents so as to allow battery to battery (or cell to cell) contact and without release of contents; and
 - (h) Except when batteries are installed in or packed with equipment, packages shall not exceed 30 kg gross mass.

As used above and elsewhere in RID, "lithium content" means the mass of lithium in the anode of a lithium metal or lithium alloy cell. As used in this special provision "equipment" means apparatus for which the lithium cells or batteries will provide electrical power for its operation.

Separate entries exist for lithium metal batteries and lithium ion batteries to facilitate the carriage of these batteries for specific modes of carriage and to enable the application of different emergency response actions.

A single cell battery as defined in Part III, sub-section 38.3.2.3 of the Manual of Tests and Criteria is considered a "cell" and shall be carried according to the requirements for "cells" for the purpose of this special provision.

- 190** Aerosol dispensers shall be provided with protection against inadvertent discharge. Aerosols with a capacity not exceeding 50 ml containing only non-toxic constituents are not subject to the requirements of RID.
- 191** Receptacles, small, with a capacity not exceeding 50 ml, containing only non-toxic constituents are not subject to the requirements of RID.
- 193** This entry may only be used for ammonium nitrate based compound fertilizers. They shall be classified in accordance with the procedure as set out in the Manual of Tests and Criteria, Part III, Section 39. Fertilizers meeting the criteria for this UN number are not subject to the requirements of RID.
- 194** The UN number (generic entry) for each of the currently assigned self-reactive substances is given in 2.2.41.4.
- 196** Formulations which in laboratory testing neither detonate in the cavitated state nor deflagrate, which show no effect when heated under confinement and which exhibit no explosive power may be carried under this entry. The formulation must also be thermally stable (i.e. the SADT is 60 °C or higher for a 50 kg package). Formulations not meeting these criteria shall be carried under the provisions of Class 5.2, (see 2.2.52.4).
- 198** Nitrocellulose solutions containing not more than 20% nitrocellulose may be carried as paint, perfumery products or printing ink, as applicable (see UN Nos. 1210, 1263, 1266, 3066, 3469 and 3470).
- 199** Lead compounds which, when mixed in a ratio of 1:1000 with 0.07M hydrochloric acid and stirred for one hour at a temperature of 23 °C ± 2 °C, exhibit a solubility of 5% or less (see ISO 3711:1990 "Lead chromate pigments and lead chromate – molybdate pigments – Specifications and methods of test") are considered insoluble and are not subject to the requirements of RID unless they meet the criteria for inclusion in another class.
- 201** Lighters and lighter refills shall comply with the provisions of the country in which they were filled. They shall be provided with protection against inadvertent discharge. The liquid portion of the gas shall not exceed 85% of the capacity of the receptacle at 15 °C. The receptacles, including the closures, shall be capable of withstanding an internal pressure of twice the pressure of the liquefied petroleum gas at 55 °C. The valve mechanisms and ignition devices shall be securely sealed, taped or otherwise fastened or designed to prevent operation or leakage of the contents during carriage. Lighters shall not contain more than 10 g of liquefied petroleum gas. Lighter refills shall not contain more than 65 g of liquefied petroleum gas.

NOTE: For waste lighters collected separately see Chapter 3.3, special provision 654.

- 203** This entry shall not be used for polychlorinated biphenyls, liquid, UN No. 2315 and polychlorinated biphenyls, solid, UN No. 3432.
- 204** (Deleted)
- 205** This entry shall not be used for UN No. 3155 PENTACHLOROPHENOL.
- 207** Plastics moulding compounds may be made from polystyrene, poly(methyl methacrylate) or other polymeric material.
- 208** The commercial grade of calcium nitrate fertilizer, when consisting mainly of a double salt (calcium nitrate and ammonium nitrate) containing not more than 10% ammonium nitrate and at least 12% water of crystallization, is not subject to the requirements of RID.
- 210** Toxins from plant, animal or bacterial sources which contain infectious substances, or toxins that are contained in infectious substances, shall be classified in Class 6.2.
- 215** This entry only applies to the technically pure substance or to formulations derived from it having an SADT higher than 75 °C and therefore does not apply to formulations which are self-reactive substances (for self-reactive substances, see 2.2.41.4).

Homogeneous mixtures containing not more than 35% by mass of azodicarbonamide and at least 65% of inert substance are not subject to the requirements of RID unless criteria of other classes are met.

- 216** Mixtures of solids which are not subject to the requirements of RID and flammable liquids may be carried under this entry without first applying the classification criteria of Class 4.1, provided there is no free liquid visible at the time the substance is loaded or at the time the packaging or cargo transport unit is closed. Sealed packets and articles containing less than 10 ml of a packing group II or III flammable liquid absorbed into a solid material are not subject to RID provided there is no free liquid in the packet or article.
- 217** Mixtures of solids which are not subject to the requirements of RID and toxic liquids may be carried under this entry without first applying the classification criteria of Class 6.1, provided there is no free liquid visible at the time the substance is loaded or at the time the packaging or cargo transport unit is closed. This entry shall not be used for solids containing a packing group I liquid.
- 218** Mixtures of solids which are not subject to the requirements of RID and corrosive liquids may be carried under this entry without first applying the classification criteria of Class 8, provided there is no free liquid visible at the time the substance is loaded or at the time the packaging or cargo transport unit is closed.
- 219** Genetically modified microorganisms (GMMOs) and genetically modified organisms (GMOs) packed and marked in accordance with packing instruction P 904 of 4.1.4.1 are not subject to any other requirements of RID.
- If GMMOs or GMOs meet the criteria for inclusion in Class 6.1 or 6.2 (see 2.2.61.1 and 2.2.62.1) the requirements in RID for the carriage of toxic substances or infectious substances apply.
- 220** Only the technical name of the flammable liquid component of this solution or mixture shall be shown in parentheses immediately following the proper shipping name.
- 221** Substances included under this entry shall not be of packing group I.
- 224** Unless it can be demonstrated by testing that the sensitivity of the substance in its frozen state is no greater than in its liquid state, the substance shall remain liquid during normal transport conditions. It shall not freeze at temperatures above -15 °C.
- 225** Fire extinguishers under this entry may include installed actuating cartridges (cartridges, power device of classification code 1.4C or 1.4S), without changing the classification of Class 2, group A or O according to 2.2.2.1.3 provided the total quantity of deflagrating (propellant) explosives does not exceed 3.2 g per extinguishing unit.
- Fire extinguishers shall be manufactured, tested, approved and labelled according to the provisions applied in the country of manufacture.
- NOTE:** "Provisions applied in the country of manufacture" means the provisions applicable in the country of manufacture or those applicable in the country of use.
- Fire extinguishers under this entry include:
- (a) portable fire extinguishers for manual handling and operation;
 - (b) fire extinguishers for installation in aircraft;
 - (c) fire extinguishers mounted on wheels for manual handling;
 - (d) fire extinguishing equipment or machinery mounted on wheels or wheeled platforms or units carried similar to (small) trailers, and
 - (e) fire extinguishers composed of a non-rollable pressure drum and equipment, and handled e.g. by fork lift or crane when loaded or unloaded.
- NOTE:** Pressure receptacles which contain gases for use in the above-mentioned fire extinguishers or for use in stationary fire-fighting installations shall meet the requirements of Chapter 6.2 and all requirements applicable to the relevant dangerous goods when these pressure receptacles are carried separately.
- 226** Formulations of this substance containing not less than 30% non-volatile, non-flammable phlegmatizer are not subject to the requirements of RID.
- 227** When phlegmatized with water and inorganic inert material the content of urea nitrate may not exceed 75% by mass and the mixture shall not be capable of being detonated by the Series 1, type (a), test in the Manual of Tests and Criteria, Part I.
- 228** Mixtures not meeting the criteria for flammable gases (see 2.2.2.1.5) shall be carried under UN No. 3163.
- 230** Lithium cells and batteries may be carried under this entry if they meet the provisions of 2.2.9.1.7.
- 235** This entry applies to articles which contain Class 1 explosive substances and which may also contain dangerous goods of other classes. These articles are used to enhance safety in vehicles, vessels or aircraft – e.g. air bag inflators, air bag modules, seat-belt pretensioners, and pyromechanical devices.

236 Polyester resin kits consist of two components: a base material (either Class 3 or Class 4.1, packing group II or III) and an activator (organic peroxide). The organic peroxide shall be type D, E, or F, not requiring temperature control. The packing group shall be II or III, according to the criteria of either Class 3 or Class 4.1, as appropriate, applied to the base material. The quantity limit shown in column (7a) of Table A of Chapter 3.2 applies to the base material.

237 The membrane filters, including paper separators, coating or backing materials, etc., that are present in carriage, shall not be liable to propagate a detonation as tested by one of the tests described in the Manual of Tests and Criteria, Part I, Test series 1 (a).

In addition the competent authority may determine, on the basis of the results of suitable burning rate tests taking account of the standard tests in the Manual of Tests and Criteria, Part III, sub-section 33.2.1, that nitrocellulose membrane filters in the form in which they are to be carried are not subject to the requirements applicable to flammable solids in Class 4.1.

238 (a) Batteries can be considered as non-spillable, provided that they are capable of withstanding the vibration and pressure differential tests given below, without leakage of battery fluid.

Vibration test: The battery is rigidly clamped to the platform of a vibration machine and a simple harmonic motion having an amplitude of 0.8 mm (1.6 mm maximum total excursion) is applied. The frequency is varied at the rate of 1 Hz/min between the limits of 10 Hz and 55 Hz. The entire range of frequencies and return is traversed in 95 ± 5 minutes for each mounting position (direction of vibration) of the battery. The battery is tested in three mutually perpendicular positions (to include testing with fill openings and vents, if any, in an inverted position) for equal time periods.

Pressure differential test: Following the vibration test, the battery is stored for six hours at $24\text{ }^{\circ}\text{C} \pm 4\text{ }^{\circ}\text{C}$ while subjected to a pressure differential of at least 88 kPa. The battery is tested in three mutually perpendicular positions (to include testing with fill openings and vents, if any, in an inverted position) for at least six hours in each position.

(b) Non-spillable batteries are not subject to the requirements of RID if, at a temperature of $55\text{ }^{\circ}\text{C}$, the electrolyte will not flow from a ruptured or cracked case and there is no free liquid to flow and if, as packaged for carriage, the terminals are protected from short circuit.

239 Batteries or cells shall not contain dangerous substances other than sodium, sulphur or sodium compounds (e.g. sodium polysulphides and sodium tetrachloroaluminate). Batteries or cells shall not be offered for carriage at a temperature such that liquid elemental sodium is present in the battery or cell unless approved and under the conditions established by the competent authority of the country of origin. If the country of origin is not an RID Contracting State, the approval and conditions of carriage shall be recognized by the competent authority of the first RID Contracting State reached by the consignment.

Cells shall consist of hermetically sealed metal casings which fully enclose the dangerous substances and which are so constructed and closed as to prevent the release of the dangerous substances under normal conditions of carriage.

Batteries shall consist of cells secured within and fully enclosed by a metal casing so constructed and closed as to prevent the release of the dangerous substances under normal conditions of carriage.

240 (Deleted)

241 The formulation shall be prepared so that it remains homogeneous and does not separate during carriage. Formulations with low nitrocellulose contents and not showing dangerous properties when tested for their liability to detonate, deflagrate or explode when heated under defined confinement by tests of Test series 1 (a), 2 (b) and 2 (c) respectively in the Manual of Tests and Criteria, Part I and not being a flammable solid when tested in accordance with test No. 1 in the Manual of Tests and Criteria, Part III, sub-section 33.2.1.4 (chips, if necessary, crushed and sieved to a particle size of less than 1.25 mm) are not subject to the requirements of RID.

242 Sulphur is not subject to the requirements of RID when it has been formed to a specific shape (e.g. prills, granules, pellets, pastilles or flakes).

243 Gasoline, motor spirit and petrol for use in spark-ignition engines (e.g. in automobiles, stationary engines and other engines) shall be assigned to this entry regardless of variations in volatility.

244 This entry includes e.g. aluminium dross, aluminium skimmings, spent cathodes, spent potliner, and aluminium salt slags.

247 Alcoholic beverages containing more than 24% alcohol but not more than 70% by volume, when carried as part of the manufacturing process, may be carried in wooden barrels with a capacity of more than 250 litres and not more than 500 litres meeting the general requirements of 4.1.1, as appropriate, on the following conditions:

(a) The wooden barrels shall be checked and tightened before filling;

- (b) Sufficient ullage (not less than 3%) shall be left to allow for the expansion of the liquid;
 - (c) The wooden barrels shall be carried with the bungholes pointing upwards;
 - (d) The wooden barrels shall be carried in containers meeting the requirements of the CSC. Each wooden barrel shall be secured in custom-made cradles and be wedged by appropriate means to prevent it from being displaced in any way during carriage.
- 249** Ferrocium, stabilized against corrosion, with a minimum iron content of 10% is not subject to the requirements of RID.
- 250** This entry may only be used for samples of chemicals taken for analysis in connection with the implementation of the Convention on the Prohibition of the Development, Production, Stockpiling and Use of Chemical Weapons and on their Destruction. The carriage of substances under this entry shall be in accordance with the chain of custody and security procedures specified by the Organisation for the Prohibition of Chemical Weapons.
- The chemical sample may only be carried providing prior approval has been granted by the competent authority or the Director General of the Organisation for the Prohibition of Chemical Weapons and providing the sample complies with the following provisions:
- (a) It shall be packed according to packing instruction 623 in the ICAO Technical Instructions; and
 - (b) During carriage, a copy of the document of approval for transport, showing the quantity limitations and the packing provisions shall be attached to the transport document.
- 251** The entry CHEMICAL KIT or FIRST AID KIT is intended to apply to boxes, cases etc. containing small quantities of various dangerous goods which are used for example for medical, analytical, testing or repair purposes.
- Such kits shall only contain dangerous goods that are permitted as:
- (a) Excepted quantities not exceeding the quantity indicated by the code in column (7b) of Table A of Chapter 3.2, provided that the net quantity per inner packaging and net quantity per package are as prescribed in 3.5.1.2 and 3.5.1.3; or;
 - (b) Limited quantities as indicated in column (7a) of Table A of Chapter 3.2, provided that the net quantity per inner packaging does not exceed 250 ml or 250 g.
- Components shall not react dangerously (see "dangerous reaction" in 1.2.1). The total quantity of dangerous goods in any one kit shall not exceed either 1 l or 1 kg.
- For the purposes of completion of the transport document as set out in 5.4.1.1.1, the packing group shown on the document shall be the most stringent packing group assigned to any individual substance in the kit. Where the kit contains only dangerous goods to which no packing group is assigned, no packing group need be indicated on the dangerous goods transport document.
- Kits which are carried on board wagons for first-aid or operating purposes are not subject to the requirements of RID.
- Chemical kits and first aid kits containing dangerous goods in inner packagings which do not exceed the quantity limits for limited quantities applicable to individual substances as specified in column (7a) of Table A of Chapter 3.2 may be carried in accordance with Chapter 3.4.
- 252** Provided the ammonium nitrate remains in solution under all conditions of carriage, aqueous solutions of ammonium nitrate, with not more than 0.2% combustible material, in a concentration not exceeding 80%, are not subject to the requirements of RID.
- 266** This substance, when containing less alcohol, water or phlegmatizer than specified, shall not be carried unless specifically authorized by the competent authority (see 2.2.1.1).
- 267** Any explosives, blasting, type C containing chlorates shall be segregated from explosives containing ammonium nitrate or other ammonium salts.
- 270** Aqueous solutions of Class 5.1 inorganic solid nitrate substances are considered as not meeting the criteria of Class 5.1 if the concentration of the substances in solution at the minimum temperature encountered during carriage is not greater than 80% of the saturation limit.
- 271** Lactose or glucose or similar materials, may be used as a phlegmatizer, provided that the substance contains not less than 90%, by mass, of phlegmatizer. The competent authority may authorize these mixtures to be classified in Class 4.1 on the basis of a test Series 6 (c) of Section 16 of Part I of the Manual of Tests and Criteria on at least three packages as prepared for carriage. Mixtures containing at least 98%, by mass, of phlegmatizer are not subject to the requirements of RID. Packages containing mixtures with not less than 90%, by mass, of phlegmatizer need not bear a label conforming to model No. 6.1.

- 272** This substance shall not be carried under the provisions of Class 4.1 unless specifically authorized by the competent authority (see UN No. 0143 or UN No. 0150 as appropriate).
- 273** Maneb and maneb preparations stabilized against self-heating need not be classified in Class 4.2 when it can be demonstrated by testing that a cubic volume of 1 m³ of substance does not self-ignite and that the temperature at the centre of the sample does not exceed 200 °C, when the sample is maintained at a temperature of not less than 75 °C ± 2 °C for a period of 24 hours.
- 274** The provisions of 3.1.2.8 apply.
- 278** These substances shall not be classified and carried unless authorized by the competent authority on the basis of results from Series 2 tests and a Series 6 (c) test of Part I of the Manual of Tests and Criteria on packages as prepared for carriage (see 2.2.1.1). The competent authority shall assign the packing group on the basis of 2.2.3 criteria and the package type used for the Series 6 (c) test.
- 279** The substance is assigned to this classification or packing group based on human experience rather than the strict application of classification criteria set out in RID.
- 280** This entry applies to safety devices for vehicles, vessels or aircraft, e.g. air bag inflators, air bag modules, seat-belt pretensioners, and pyromechanical devices, which contain dangerous goods of Class 1 or of other classes, when carried as component parts and if these articles as presented for carriage have been tested in accordance with Test Series 6 (c) of Part 1 of the Manual of Tests and Criteria, with no explosion of the device, no fragmentation of device casing or pressure receptacle, and no projection hazard nor thermal effect which would significantly hinder fire-fighting or emergency response efforts in the immediate vicinity. This entry does not apply to life saving appliances described in special provision 296 (UN Nos. 2990 and 3072).
- 282** (Deleted)
- 283** Articles, containing gas, intended to function as shock absorbers, including impact energy-absorbing devices, or pneumatic springs are not subject to the requirements of RID provided:
- (a) Each article has a gas space capacity not exceeding 1.6 litres and a charge pressure not exceeding 280 bar where the product of the capacity (litres) and charge pressure (bars) does not exceed 80 (i.e. 0.5 litres gas space and 160 bar charge pressure, 1 litre gas space and 80 bar charge pressure, 1.6 litres gas space and 50 bar charge pressure, 0.28 litres gas space and 280 bar charge pressure);
 - (b) Each article has a minimum burst pressure of 4 times the charge pressure at 20 °C for products not exceeding 0.5 litres gas space capacity and 5 times charge pressure for products greater than 0.5 litres gas space capacity;
 - (c) Each article is manufactured from material which will not fragment upon rupture;
 - (d) Each article is manufactured in accordance with a quality assurance standard acceptable to the competent authority; and
 - (e) The design type has been subjected to a fire test demonstrating that the article relieves its pressure by means of a fire degradable seal or other pressure relief device, such that the article will not fragment and that the article does not rocket.
- See also 1.1.3.2 (d) for equipment used for the operation of the vehicle.
- 284** An oxygen generator, chemical, containing oxidizing substances shall meet the following conditions:
- (a) The generator when containing an explosive actuating device shall only be carried under this entry when excluded from Class 1 in accordance with the NOTE under paragraph 2.2.1.1.1 (b);
 - (b) The generator, without its packaging, shall be capable of withstanding a 1.8 m drop test onto a rigid, non-resilient, flat and horizontal surface, in the position most likely to cause damage, without loss of its contents and without actuation;
 - (c) When a generator is equipped with an actuating device, it shall have at least two positive means of preventing unintentional actuation.
- 286** Nitrocellulose membrane filters covered by this entry, each with a mass not exceeding 0.5 g, are not subject to the requirements of RID when contained individually in an article or a sealed packet.
- 288** These substances shall not be classified and carried unless authorized by the competent authority on the basis of results from Series 2 tests and a Series 6 (c) test of Part I of the Manual of tests and Criteria on packages as prepared for carriage (see 2.2.1.1).
- 289** Safety devices, electrically initiated and safety devices, pyrotechnic installed in wagons, vehicles, vessels or aircraft or in completed components such as steering columns, door panels, seats, etc. are not subject to RID.

- 290** When this radioactive material meets the definitions and criteria of other classes as defined in Part 2, it shall be classified in accordance with the following:
- (a) Where the substance meets the criteria for dangerous goods in excepted quantities as set out in Chapter 3.5, the packagings shall be in accordance with 3.5.2 and meet the testing requirements of 3.5.3. All other requirements applicable to radioactive material, excepted packages as set out in 1.7.1.5 shall apply without reference to the other class;
 - (b) Where the quantity exceeds the limits specified in 3.5.1.2 the substance shall be classified in accordance with the predominant subsidiary hazard. The transport document shall describe the substance with the UN number and proper shipping name applicable to the other class supplemented with the name applicable to the radioactive excepted package according to Column (2) of Table A of Chapter 3.2, and the substance shall be carried in accordance with the provisions applicable to that UN number. An example of the information shown on the transport document is:
 "UN 1993 FLAMMABLE LIQUID, N.O.S. (ethanol and toluene mixture), Radioactive material, excepted package – limited quantity of material, 3, PG II".
 In addition, the requirements of 2.2.7.2.4.1 shall apply;
 - (c) The provisions of Chapter 3.4 for the carriage of dangerous goods packed in limited quantities shall not apply to substances classified in accordance with sub-paragraph (b);
 - (d) When the substance meets a special provision that exempts this substance from all dangerous goods provisions of the other classes it shall be classified in accordance with the applicable UN number of Class 7 and all requirements specified in 1.7.1.5 shall apply.
- 291** Flammable liquefied gases shall be contained within refrigerating machine components. These components shall be designed and tested to at least three times the working pressure of the machinery. The refrigerating machines shall be designed and constructed to contain the liquefied gas and preclude the risk of bursting or cracking of the pressure retaining components during normal conditions of carriage. Refrigerating machines and refrigerating-machine components are not subject to the requirements of RID if they contain less than 12 kg of gas.
- 292** (Deleted)
- 293** The following definitions apply to matches:
- (a) Fusee matches are matches the heads of which are prepared with a friction-sensitive igniter composition and a pyrotechnic composition which burns with little or no flame, but with intense heat;
 - (b) Safety matches are matches that are combined with or attached to the box, book or card that can be ignited by friction only on a prepared surface;
 - (c) Strike anywhere matches are matches that can be ignited by friction on a solid surface;
 - (d) Wax Vesta matches are matches that can be ignited by friction either on a prepared surface or on a solid surface.
- 295** Batteries need not be individually marked and labelled if the pallet bears the appropriate mark and label.
- 296** These entries apply to life-saving appliances such as life rafts, personal flotation devices and self-inflating slides. UN No. 2990 applies to self-inflating appliances and UN No. 3072 applies to life-saving appliances that are not self-inflating. Life-saving appliances may contain:
- (a) Signal devices (Class 1) which may include smoke and illumination signal flares packed in packagings that prevent them from being inadvertently activated;
 - (b) For UN No. 2990 only, cartridges, power device of Division 1.4, compatibility group S, may be contained for purposes of the self-inflating mechanism and provided that the quantity of explosives per appliance does not exceed 3.2 g;
 - (c) Class 2 compressed or liquefied gases, group A or O, according to 2.2.2.1.3;
 - (d) Electric storage batteries (Class 8) and lithium batteries (Class 9);
 - (e) First aid kits or repair kits containing small quantities of dangerous goods (e.g. substances of Class 3, 4.1, 5.2, 8 or 9); or
 - (f) "Strike anywhere" matches packed in packagings that prevent them from being inadvertently activated.
- Life-saving appliances packed in strong rigid outer packagings with a total maximum gross mass of 40 kg, containing no dangerous goods other than compressed or liquefied gases of Class 2, group A or group O, in receptacles with a capacity not exceeding 120 ml, installed solely for the purpose of the activation of the appliance, are not subject to the requirements of RID.
- 298** (Deleted)
- 300** Fish meal, fish scrap and krill meal shall not be loaded if the temperature at the time of loading exceeds 35 °C or 5 °C above the ambient temperature whichever is higher.

- 301** This entry only applies to machinery or apparatus containing dangerous goods as a residue or an integral element of the machinery or apparatus. It shall not be used for machinery or apparatus for which a proper shipping name already exists in Table A of Chapter 3.2. Machinery and apparatus carried under this entry shall only contain dangerous goods which are authorized to be carried in accordance with the provisions of Chapter 3.4 (Limited quantities). The quantity of dangerous goods in machinery or apparatus shall not exceed the quantity specified in Column (7a) of Table A of Chapter 3.2 for each item of dangerous goods contained. If the machinery or apparatus contains more than one item of dangerous goods, the individual dangerous goods shall be enclosed to prevent them reacting dangerously with one another during carriage (see 4.1.1.6). When it is required to ensure liquid dangerous goods remain in their intended orientation, orientation arrows shall be displayed on at least two opposite vertical sides with the arrows pointing in the correct direction in accordance with 5.2.1.10.

NOTE: In this special provision the reference to "a proper shipping name which already exists" excludes specific n.o.s. entries for UN Nos. 3537 to 3548.

- 302** Fumigated cargo transport units containing no other dangerous goods are only subject to the provisions of 5.5.2.
- 303** Receptacles shall be assigned to the classification code of the gas or mixture of gases contained therein determined in accordance with the provisions of section 2.2.2.
- 304** This entry may only be used for the transport of non-activated batteries which contain dry potassium hydroxide and which are intended to be activated prior to use by addition of an appropriate amount of water to the individual cells.
- 305** These substances are not subject to the requirements of RID when in concentrations of not more than 50 mg/kg.
- 306** This entry may only be used for substances that are too insensitive for acceptance into Class 1 when tested in accordance with Test Series 2 (see Manual of Tests and Criteria, Part I).
- 307** This entry may only be used for ammonium nitrate based fertilizers. They shall be classified in accordance with the procedure as set out in the Manual of Tests and Criteria, Part III, Section 39 subject to the restrictions of 2.2.51.2.2, thirteenth and fourteenth indents. When used in the said Section 39, the term "competent authority" means the competent authority of the country of origin. If the country of origin is not an RID Contracting State, the classification and conditions of carriage shall be recognized by the competent authority of the first RID Contracting State reached by the consignment.
- 309** This entry applies to non sensitized emulsions, suspensions and gels consisting primarily of a mixture of ammonium nitrate and fuel, intended to produce a Type E blasting explosive only after further processing prior to use.

The mixture for emulsions typically has the following composition: 60-85% ammonium nitrate, 5-30% water, 2-8% fuel, 0.5-4% emulsifier agent, 0-10% soluble flame suppressants, and trace additives. Other inorganic nitrate salts may replace part of the ammonium nitrate.

The mixture for suspensions and gels typically has the following composition: 60-85% ammonium nitrate, 0-5% sodium or potassium perchlorate, 0-17% hexamine nitrate or monomethylamine nitrate, 5-30% water, 2-15% fuel, 0.5-4% thickening agent, 0-10% soluble flame suppressants, and trace additives. Other inorganic nitrate salts may replace part of the ammonium nitrate.

Substances shall satisfactorily pass Tests 8 (a), (b) and (c) of Test Series 8 of the Manual of Tests and Criteria, Part I, Section 18 and be approved by the competent authority.

- 310** The testing requirements in the Manual of Tests and Criteria, Part III sub-section 38.3 do not apply to production runs, consisting of not more than 100 cells or batteries, or to pre-production prototypes of cells or batteries when these prototypes are carried for testing when packaged in accordance with packing instruction P 910 of 4.1.4.1 or LP 905 of 4.1.4.3, as applicable.

The transport document shall include the following statement:

"CARRIAGE IN ACCORDANCE WITH SPECIAL PROVISION 310".

Damaged or defective cells, batteries, or cells and batteries contained in equipment shall be carried in accordance with special provision 376 and packaged in accordance with packing instructions P 908 of 4.1.4.1 or LP 904 of 4.1.4.3, as applicable.

Cells, batteries or cells and batteries contained in equipment carried for disposal or recycling may be packaged in accordance with special provision 377 and packing instruction P 909 of 4.1.4.1.

- 311** Substances shall not be carried under this entry unless approved by the competent authority on the basis of the results of appropriate tests according to Part I of the Manual of Tests and Criteria. Packaging shall ensure that the percentage of diluent does not fall below that stated in the competent authority approval, at any time during carriage.
- 312** (Deleted)
- 313** (Deleted)
- 314** (a) These substances are liable to exothermic decomposition at elevated temperatures. Decomposition can be initiated by heat or by impurities (e.g. powdered metals (iron, manganese, cobalt, magnesium) and their compounds);
(b) During the course of carriage, these substances shall be shaded from direct sunlight and all sources of heat and be placed in adequately ventilated areas.
- 315** This entry shall not be used for Class 6.1 substances which meet the inhalation toxicity criteria for packing group I described in 2.2.61.1.8.
- 316** This entry applies only to calcium hypochlorite, dry, when carried in non friable tablet form.
- 317** "Fissile-excepted" applies only to those fissile material and packages containing fissile material which are excepted in accordance with 2.2.7.2.3.5.
- 318** For the purposes of documentation, the proper shipping name shall be supplemented with the technical name (see 3.1.2.8). When the infectious substances to be carried are unknown, but suspected of meeting the criteria for inclusion in Category A and assignment to UN No. 2814 or 2900, the words "suspected Category A infectious substance" shall be shown, in parentheses, following the proper shipping name on the transport document.
- 319** Substances packed and packages marked in accordance with packing instruction P650 are not subject to any other requirements of RID.
- 320** (Deleted)
- 321** These storage systems shall always be considered as containing hydrogen.
- 322** When carried in non-friable tablet form, these goods are assigned to packing group III.
- 323** (Reserved)
- 324** This substance needs to be stabilized when in concentrations of not more than 99%.
- 325** In the case of non-fissile or fissile excepted uranium hexafluoride, the material shall be classified under UN No. 2978.
- 326** In the case of fissile uranium hexafluoride, the material shall be classified under UN No. 2977.
- 327** Waste aerosols consigned in accordance with 5.4.1.1.3 may be carried under this entry for the purposes of reprocessing or disposal. They need not be protected against movement and inadvertent discharge, provided that measures to prevent dangerous build up of pressure and dangerous atmospheres are addressed. Waste aerosols, other than those leaking or severely deformed, shall be packed in accordance with packing instruction P 207 and special provision PP 87, or packing instruction LP 200 and special packing provision L 2. Leaking or severely deformed aerosols shall be carried in salvage packagings provided appropriate measures are taken to ensure there is no dangerous build up of pressure.
- NOTE:** For maritime carriage, waste aerosols shall not be carried in closed containers.
- 328** This entry applies to fuel cell cartridges including when contained in equipment or packed with equipment. Fuel cell cartridges installed in or integral to a fuel cell system are regarded as contained in equipment. Fuel cell cartridge means an article that stores fuel for discharge into the fuel cell through (a) valve(s) that control(s) the discharge of fuel into the fuel cell. Fuel cell cartridges, including when contained in equipment, shall be designed and constructed to prevent fuel leakage under normal conditions of carriage.

Fuel cell cartridge design types using liquids as fuels shall pass an internal pressure test at a pressure of 100 kPa (gauge) without leakage.

Except for fuel cell cartridges containing hydrogen in metal hydride which shall be in compliance with special provision 339, each fuel cell cartridge design type shall be shown to pass a 1.2 meter drop test onto an unyielding surface in the orientation most likely to result in failure of the containment system with no loss of contents.

When lithium metal or lithium ion batteries are contained in the fuel cell system, the consignment shall be consigned under this entry and under the appropriate entries for UN 3091 LITHIUM METAL BATTERIES CONTAINED IN EQUIPMENT or UN 3481 LITHIUM ION BATTERIES CONTAINED IN EQUIPMENT.

- 329** (Reserved)
- 330** (Deleted)
- 331** (Reserved)
- 332** Magnesium nitrate hexahydrate is not subject to the requirements of RID.
- 333** Ethanol and gasoline, motor spirit or petrol mixtures for use in spark-ignition engines (e.g. in automobiles, stationary engines and other engines) shall be assigned to this entry regardless of variations in volatility.
- 334** A fuel cell cartridge may contain an activator provided it is fitted with two independent means of preventing unintended mixing with the fuel during carriage.
- 335** Mixtures of solids which are not subject to the requirements of RID and environmentally hazardous liquids or solids shall be classified as UN 3077 and may be carried under this entry provided there is no free liquid visible at the time the substance is loaded or at the time the packaging or cargo transport unit is closed. Each cargo transport unit shall be leakproof when used for carriage in bulk. If free liquid is visible at the time the mixture is loaded or at the time the packaging or cargo transport unit is closed, the mixture shall be classified as UN 3082. Sealed packets and articles containing less than 10 ml of an environmentally hazardous liquid, absorbed into a solid material but with no free liquid in the packet or article, or containing less than 10 g of an environmentally hazardous solid, are not subject to the requirements of RID.
- 336** A single package of non-combustible solid LSA-II or LSA-III material, if carried by air, shall not contain an activity greater than 3 000 A₂.
- 337** Type B(U) and Type B(M) packages, if carried by air, shall not contain activities greater than the following:
 - (a) For low dispersible radioactive material: as authorized for the package design as specified in the certificate of approval;
 - (b) For special form radioactive material: 3 000 A₁ or 100 000 A₂, whichever is the lower; or
 - (c) For all other radioactive material: 3 000 A₂.
- 338** Each fuel cell cartridge carried under this entry and designed to contain a liquefied flammable gas shall:
 - (a) Be capable of withstanding, without leakage or bursting, a pressure of at least two times the equilibrium pressure of the contents at 55 °C;
 - (b) Not contain more than 200 ml liquefied flammable gas, the vapour pressure of which shall not exceed 1 000 kPa at 55 °C; and
 - (c) Pass the hot water bath test prescribed in 6.2.6.3.1.
- 339** Fuel cell cartridges containing hydrogen in a metal hydride carried under this entry shall have a water capacity less than or equal to 120 ml.

The pressure in the fuel cell cartridge shall not exceed 5 MPa at 55 °C. The design type shall withstand, without leaking or bursting, a pressure of twice the design pressure of the cartridge at 55 °C or 200 kPa more than the design pressure of the cartridge at 55 °C, whichever is greater. The pressure at which this test is conducted is referred to in the drop test and the hydrogen cycling test as the "minimum shell burst pressure".

Fuel cell cartridges shall be filled in accordance with procedures provided by the manufacturer. The manufacturer shall provide the following information with each fuel cell cartridge:

- (a) Inspection procedures to be carried out before initial filling and before refilling of the fuel cell cartridge;
- (b) Safety precautions and potential hazards to be aware of;
- (c) Method for determining when the rated capacity has been achieved;
- (d) Minimum and maximum pressure range;
- (e) Minimum and maximum temperature range; and
- (f) Any other requirements to be met for initial filling and refilling including the type of equipment to be used for initial filling and refilling.

The fuel cell cartridges shall be designed and constructed to prevent fuel leakage under normal conditions of carriage. Each cartridge design type, including cartridges integral to a fuel cell, shall be subjected to and shall pass the following tests:

Drop test

A 1.8 metre drop test onto an unyielding surface in four different orientations:

- (a) Vertically, on the end containing the shut-off valve assembly;
- (b) Vertically, on the end opposite to the shut-off valve assembly;
- (c) Horizontally, onto a steel apex with a diameter of 38 mm, with the steel apex in the upward position; and
- (d) At a 45° angle on the end containing the shut-off valve assembly.

There shall be no leakage, determined by using a soap bubble solution or other equivalent means on all possible leak locations, when the cartridge is charged to its rated charging pressure. The fuel cell cartridge shall then be hydrostatically pressurized to destruction. The recorded burst pressure shall exceed 85% of the minimum shell burst pressure.

Fire test

A fuel cell cartridge filled to rated capacity with hydrogen shall be subjected to a fire engulfment test. The cartridge design, which may include a vent feature integral to it, is deemed to have passed the fire test if:

- (a) The internal pressure vents to zero gauge pressure without rupture of the cartridge; or
- (b) The cartridge withstands the fire for a minimum of 20 minutes without rupture.

Hydrogen cycling test

This test is intended to ensure that a fuel cell cartridge design stress limits are not exceeded during use.

The fuel cell cartridge shall be cycled from not more than 5% rated hydrogen capacity to not less than 95% rated hydrogen capacity and back to not more than 5% rated hydrogen capacity. The rated charging pressure shall be used for charging and temperatures shall be held within the operating temperature range. The cycling shall be continued for at least 100 cycles.

Following the cycling test, the fuel cell cartridge shall be charged and the water volume displaced by the cartridge shall be measured. The cartridge design is deemed to have passed the hydrogen cycling test if the water volume displaced by the cycled cartridge does not exceed the water volume displaced by an uncycled cartridge charged to 95% rated capacity and pressurized to 75% of its minimum shell burst pressure.

Production leak test

Each fuel cell cartridge shall be tested for leaks at 15 °C ± 5 °C, while pressurized to its rated charging pressure. There shall be no leakage, determined by using a soap bubble solution or other equivalent means on all possible leak locations.

Each fuel cell cartridge shall be permanently marked with the following information:

- (a) The rated charging pressure in MPa;
- (b) The manufacturer's serial number of the fuel cell cartridges or unique identification number; and
- (c) The date of expiry based on the maximum service life (year in four digits; month in two digits).

340 Chemical kits, first aid kits and polyester resin kits containing dangerous substances in inner packagings which do not exceed the quantity limits for excepted quantities applicable to individual substances as specified in column (7b) of Table A of Chapter 3.2, may be carried in accordance with Chapter 3.5. Class 5.2 substances, although not individually authorized as excepted quantities in column (7b) of Table A of Chapter 3.2, are authorized in such kits and are assigned Code E2 (see 3.5.1.2).

341 (Reserved)

342 Glass inner receptacles (such as ampoules or capsules) intended only for use in sterilization devices, when containing less than 30 ml of ethylene oxide per inner packaging with not more than 300 ml per outer packaging, may be carried in accordance with the provisions in Chapter 3.5, irrespective of the indication of "EO" in column (7b) of Table A of Chapter 3.2 provided that:

- (a) After filling, each glass inner receptacle has been determined to be leak-tight by placing the glass inner receptacle in a hot water bath at a temperature, and for a period of time, sufficient to ensure that an internal pressure equal to the vapour pressure of ethylene oxide at 55 °C is achieved. Any glass inner receptacle showing evidence of leakage, distortion or other defect under this test shall not be carried under the terms of this special provision;
- (b) In addition to the packaging required by 3.5.2, each glass inner receptacle is placed in a sealed plastics bag compatible with ethylene oxide and capable of containing the contents in the event of breakage or leakage of the glass inner receptacle; and

- (c) Each glass inner receptacle is protected by a means of preventing puncture of the plastics bag (e.g. sleeves or cushioning) in the event of damage to the packaging (e.g. by crushing).
- 343** This entry applies to crude oil containing hydrogen sulphide in sufficient concentration that vapours evolved from the crude oil can present an inhalation hazard. The packing group assigned shall be determined by the flammability hazard and inhalation hazard, in accordance with the degree of danger presented.
- 344** The provisions of 6.2.6 shall be met.
- 345** This gas contained in open cryogenic receptacles with a maximum capacity of 1 litre constructed with glass double walls having the space between the inner and outer wall evacuated (vacuum insulated) is not subject to RID provided each receptacle is carried in an outer packaging with suitable cushioning or absorbent materials to protect it from impact damage.
- 346** Open cryogenic receptacles conforming to the requirements of packing instruction P 203 of 4.1.4.1 and containing no dangerous goods except for UN No. 1977 nitrogen, refrigerated liquid, which is fully absorbed in a porous material are not subject to any other requirements of RID.
- 347** This entry shall only be used if the results of Test series 6 (d) of Part I of the Manual of Tests and Criteria have demonstrated that any hazardous effects arising from functioning are confined within the package.
- 348** Batteries manufactured after 31 December 2011 shall be marked with the Watt-hour rating on the outside case.
- 349** Mixtures of a hypochlorite with an ammonium salt are not to be accepted for carriage. UN No. 1791 hypochlorite solution is a substance of Class 8.
- 350** Ammonium bromate and its aqueous solutions and mixtures of a bromate with an ammonium salt are not to be accepted for carriage.
- 351** Ammonium chlorate and its aqueous solutions and mixtures of a chlorate with an ammonium salt are not to be accepted for carriage.
- 352** Ammonium chlorite and its aqueous solutions and mixtures of a chlorite with an ammonium salt are not to be accepted for carriage.
- 353** Ammonium permanganate and its aqueous solutions and mixtures of a permanganate with an ammonium salt are not to be accepted for carriage.
- 354** This substance is toxic by inhalation.
- 355** Oxygen cylinders for emergency use carried under this entry may include installed actuating cartridges (cartridges, power device of Division 1.4, Compatibility Group C or S), without changing the classification in Class 2 provided the total quantity of deflagrating (propellant) explosives does not exceed 3.2 g per oxygen cylinder. The cylinders with the installed actuating cartridges as prepared for carriage shall have an effective means of preventing inadvertent activation.
- 356** Metal hydride storage systems intended to be installed in wagons, vehicles, vessels or aircraft shall be approved by the competent authority of the country of manufacture¹ before acceptance for carriage. The transport document shall include an indication that the package was approved by the competent authority of the country of manufacture or a copy of the competent authority of the country of manufacture¹ approval shall accompany each consignment.
- 357** Petroleum crude oil containing hydrogen sulphide in sufficient concentration that vapours evolved from the crude oil can present an inhalation hazard shall be consigned under the entry UN 3494 PETROLEUM SOUR CRUDE OIL, FLAMMABLE, TOXIC.
- 358** Nitroglycerin solution in alcohol with more than 1% but not more than 5% nitroglycerin may be classified in Class 3 and assigned to UN No. 3064 provided all the requirements of packing instruction P 300 of 4.1.4.1 are complied with.
- 359** Nitroglycerin solution in alcohol with more than 1% but not more than 5% nitroglycerin shall be classified in Class 1 and assigned to UN No. 0144 if not all the requirements of packing instruction P 300 of 4.1.4.1 are complied with.
- 360** Vehicles only powered by lithium metal batteries or lithium ion batteries shall be classified under the entry UN 3171 battery-powered vehicle.

¹ If the country of manufacture is not an RID Contracting State, the approval shall be recognized by the competent authority of an RID Contracting State.

361 This entry applies to electric double layer capacitors with an energy storage capacity greater than 0.3 Wh. Capacitors with an energy storage capacity of 0.3 Wh or less are not subject to RID. Energy storage capacity means the energy held by a capacitor, as calculated using the nominal voltage and capacitance. All capacitors to which this entry applies, including capacitors containing an electrolyte that does not meet the classification criteria of any class of dangerous goods, shall meet the following conditions:

- (a) Capacitors not installed in equipment shall be carried in an uncharged state. Capacitors installed in equipment shall be carried either in an uncharged state or protected against short circuit;
- (b) Each capacitor shall be protected against a potential short circuit hazard in carriage as follows:
 - (i) When a capacitor's energy storage capacity is less than or equal to 10 Wh or when the energy storage capacity of each capacitor in a module is less than or equal to 10 Wh, the capacitor or module shall be protected against short circuit or be fitted with a metal strap connecting the terminals; and
 - (ii) When the energy storage capacity of a capacitor or a capacitor in a module is more than 10 Wh, the capacitor or module shall be fitted with a metal strap connecting the terminals;
- (c) Capacitors containing dangerous goods shall be designed to withstand a 95 kPa pressure differential;
- (d) Capacitors shall be designed and constructed to relieve safely pressure that may build up in use, through a vent or a weak point in the capacitor casing. Any liquid which is released upon venting shall be contained by the packaging or by the equipment in which a capacitor is installed; and
- (e) Capacitors shall be marked with the energy storage capacity in Wh.

Capacitors containing an electrolyte not meeting the classification criteria of any class of dangerous goods, including when installed in equipment, are not subject to other provisions of RID.

Capacitors containing an electrolyte meeting the classification criteria of any class of dangerous goods, with an energy storage capacity of 10 Wh or less are not subject to other provisions of RID when they are capable of withstanding a 1.2 metre drop test unpackaged on an unyielding surface without loss of contents.

Capacitors containing an electrolyte meeting the classification criteria of any class of dangerous goods that are not installed in equipment and with an energy storage capacity of more than 10 Wh are subject to RID.

Capacitors installed in equipment and containing an electrolyte meeting the classification criteria of any class of dangerous goods, are not subject to other provisions of RID provided the equipment is packaged in a strong outer packaging constructed of suitable material, and of adequate strength and design in relation to the packaging's intended use and in such a manner as to prevent accidental functioning of capacitors during carriage. Large robust equipment containing capacitors may be offered for carriage unpackaged or on pallets when capacitors are afforded equivalent protection by the equipment in which they are contained.

NOTE: Capacitors which by design maintain a terminal voltage (e.g. asymmetrical capacitors) do not belong to this entry.

362 (Reserved)

363 This entry may only be used when the conditions of this special provision are met. No other requirements of RID apply.

- (a) This entry applies to engines or machinery, powered by fuels classified as dangerous goods via internal combustion systems or fuel cells (e.g. combustion engines, generators, compressors, turbines, heating units, etc.), except vehicle equipment assigned to UN No. 3166 referred to in SP 666.

NOTE: This entry does not apply to equipment referred to in 1.1.3.2 (a), (d) and (e), 1.1.3.3 and 1.1.3.7.

- (b) Engines or machinery which are empty of liquid or gaseous fuels and which do not contain other dangerous goods, are not subject to RID.

NOTE 1: An engine or machinery is considered to be empty of liquid fuel when the liquid fuel tank has been drained and the engine or machinery cannot be operated due to a lack of fuel. Engine or machinery components such as fuel lines, fuel filters and injectors do not need to be cleaned, drained or purged to be considered empty of liquid fuels. In addition, the liquid fuel tank does not need to be cleaned or purged.

2: An engine or machinery is considered to be empty of gaseous fuels when the gaseous fuel tanks are empty of liquid (for liquefied gases), the pressure in the tanks does not exceed 2 bar and the fuel shut-off or isolation valve is closed and secured.

- (c) Engines and machinery containing fuels meeting the classification criteria of Class 3, shall be assigned to the entries UN 3528 ENGINE, INTERNAL COMBUSTION, FLAMMABLE LIQUID POWERED or UN 3528 ENGINE, FUEL CELL, FLAMMABLE LIQUID POWERED or UN 3528 MACHINERY, INTERNAL COMBUSTION, FLAMMABLE LIQUID POWERED or UN 3528 MACHINERY, FUEL CELL, FLAMMABLE LIQUID POWERED, as appropriate.
- (d) Engines and machinery containing fuels meeting the classification criteria of flammable gases of Class 2, shall be assigned to the entries UN 3529 ENGINE, INTERNAL COMBUSTION, FLAMMABLE GAS

POWERED or UN 3529 ENGINE, FUEL CELL, FLAMMABLE GAS POWERED or UN 3529 MACHINERY, INTERNAL COMBUSTION, FLAMMABLE GAS POWERED or UN 3529 MACHINERY, FUEL CELL, FLAMMABLE GAS POWERED, as appropriate.

Engines and machinery powered by both a flammable gas and a flammable liquid shall be assigned to the appropriate UN No. 3529 entry.

- (e) Engines and machinery containing liquid fuels meeting the classification criteria of 2.2.9.1.10 for environmentally hazardous substances and not meeting the classification criteria of any other class shall be assigned to the entries UN 3530 ENGINE, INTERNAL COMBUSTION or UN 3530 MACHINERY, INTERNAL COMBUSTION, as appropriate.
- (f) Engines or machinery may contain other dangerous goods than fuels (e.g. batteries, fire extinguishers, compressed gas accumulators or safety devices) required for their functioning or safe operation without being subject to any additional requirements for these other dangerous goods, unless otherwise specified in RID. However, lithium batteries shall meet the provisions of 2.2.9.1.7, except as provided for in special provision 667.
- (g) The engine or machinery, including the means of containment containing dangerous goods, shall be in compliance with the construction requirements specified by the competent authority of the country of manufacture²;
- (h) Any valves or openings (e.g. venting devices) shall be closed during carriage;
- (i) The engines or machinery shall be oriented to prevent inadvertent leakage of dangerous goods and secured by means capable of restraining the engines or machinery to prevent any movement during carriage which would change the orientation or cause them to be damaged;
- (j) for UN No. 3528 and UN No. 3530:
Where the engine or machinery contains more than 60 l of liquid fuel and has a capacity of more than 450 l but not more than 3 000 l, it shall be labelled on two opposite sides in accordance with 5.2.2.
Where the engine or machinery contains more than 60 l of liquid fuel and has a capacity of more than 3 000 l, it shall be placarded on two opposite sides. Placards shall correspond to the labels required in Column (5) of Table A of Chapter 3.2 and shall conform to the specifications given in 5.3.1.7. Placards shall be displayed on a background of contrasting colour, or shall have either a dotted or solid outer boundary line.
- (k) for UN No. 3529:
Where the fuel tank of the engine or machinery has a water capacity of more than 450 l but not more than 1 000 l, it shall be labelled on two opposite sides in accordance with 5.2.2.
Where the fuel tank of the engine or machinery has a water capacity of more than 1 000 l, it shall be placarded on two opposite sides. Placards shall correspond to the labels required in Column (5) of Table A of Chapter 3.2 and shall conform to the specifications given in 5.3.1.7. Placards shall be displayed on a background of contrasting colour, or shall have either a dotted or solid outer boundary line.
- (l) A transport document in accordance with 5.4.1 is required only when the engine or machinery contains more than 1 000 l of liquid fuels, for UN 3528 and UN 3530, or the fuel tank has a water capacity of more than 1 000 l, for UN 3529.
This transport document shall contain the following additional statement:
"TRANSPORT IN ACCORDANCE WITH SPECIAL PROVISION 363".
- (m) The requirements specified in packing instruction P 005 of 4.1.4.1 shall be met.

364 This article may only be carried under the provisions of Chapter 3.4 if, as presented for carriage, the package is capable of passing the test in accordance with Test Series 6 (d) of Part I of the Manual of Tests and Criteria as determined by the competent authority.

365 For manufactured instruments and articles containing mercury, see UN No. 3506.

366 Manufactured instruments and articles containing not more than 1 kg of mercury are not subject to RID.

367 For the purposes of documentation:

The proper shipping name "Paint related material" may be used for consignments of packages containing "Paint" and "Paint related material" in the same package;

The proper shipping name "Paint related material, corrosive, flammable" may be used for consignments of packages containing "Paint, corrosive, flammable" and "Paint related material, corrosive, flammable" in the same package;

² For example, compliance with the relevant provisions of Directive 2006/42/EC of the European Parliament and of the Council of 17 May 2006 on machinery, and amending Directive 95/16/EC (Official Journal of the European Union No. L 157 of 9 June 2006, p. 24 – 86).

The proper shipping name "Paint related material, flammable, corrosive" may be used for consignments of packages containing "Paint, flammable, corrosive" and "Paint related material, flammable, corrosive" in the same package; and

The proper shipping name "Printing ink related material" may be used for consignments of packages containing "Printing ink" and "Printing ink related material" in the same package.

- 368** In the case of non-fissile or fissile-excepted uranium hexafluoride, the material shall be classified under UN No. 3507 or UN No. 2978.

- 369** In accordance with 2.1.3.5.3 (a), this radioactive material in an excepted package possessing toxic and corrosive properties is classified in Class 6.1 with radioactivity and corrosivity subsidiary hazards.

Uranium hexafluoride may be classified under this entry only if the conditions of 2.2.7.2.4.1.2, 2.2.7.2.4.1.5, 2.2.7.2.4.5.2 and, for fissile-excepted material, of 2.2.7.2.3.5 are met.

In addition to the provisions applicable to the carriage of Class 6.1 substances with a corrosivity subsidiary hazard, the provisions of 5.1.3.2, 5.1.5.2.2, 5.1.5.4.1 (b), 7.5.11 CW 33 (3.1), (5.1) to (5.4) and (6) shall apply.

No Class 7 label is required to be displayed.

- 370** This entry applies to:

- ammonium nitrate with more than 0.2% combustible substances, including any organic substance calculated as carbon, to the exclusion of any added substance; and
- ammonium nitrate with not more than 0.2% combustible substances, including any organic substance calculated as carbon, to the exclusion of any added substance, that gives a positive result when tested in accordance with Test Series 2 (see Manual of Tests and Criteria, Part I). See also UN No. 1942.

- 371** (1) This entry also applies to articles, containing a small pressure receptacle with a release device. Such articles shall comply with the following requirements:

- (a) The water capacity of the pressure receptacle shall not exceed 0.5 litres and the working pressure shall not exceed 25 bar at 15 °C;
- (b) The minimum burst pressure of the pressure receptacle shall be at least four times the pressure of the gas at 15 °C;
- (c) Each article shall be manufactured in such a way that unintentional firing or release is avoided under normal conditions of handling, packing, carriage and use. This may be fulfilled by an additional locking device linked to the activator;
- (d) Each article shall be manufactured in such a way as to prevent hazardous projections of the pressure receptacle or parts of the pressure receptacle;
- (e) Each pressure receptacle shall be manufactured from material which will not fragment upon rupture;
- (f) The design type of the article shall be subjected to a fire test. For this test, the provisions of paragraphs 16.6.1.2 except letter g, 16.6.1.3.1 to 16.6.1.3.6, 16.6.1.3.7 (b) and 16.6.1.3.8 of the Manual of Tests and Criteria shall be applied. It shall be demonstrated that the article relieves its pressure by means of a fire degradable seal or other pressure relief device, in such a way that the pressure receptacle will not fragment and that the article or fragments of the article do not rocket more than 10 metres;
- (g) The design type of the article shall be subjected to the following test. A stimulating mechanism shall be used to initiate one article in the middle of the packaging. There shall be no hazardous effects outside the package such as disruption of the package, metal fragments or a receptacle which passes through the packaging.

- (2) The manufacturer shall produce technical documentation of the design type, manufacture as well as the tests and their results. The manufacturer shall apply procedures to ensure that articles produced in series are made of good quality, conform to the design type and are able to meet the requirements in (1). The manufacturer shall provide such information to the competent authority on request.

- 372** This entry applies to asymmetric capacitors with an energy storage capacity greater than 0.3 Wh. Capacitors with an energy storage capacity of 0.3 Wh or less are not subject to RID.

Energy storage capacity means the energy stored in a capacitor, as calculated according to the following equation,

$$Wh = \frac{1}{2} C_N (U_R^2 - U_L^2) \times \frac{1}{3600},$$

using the nominal capacitance (C_N), rated voltage (U_R) and rated lower limit voltage (U_L).

All asymmetric capacitors to which this entry applies shall meet the following conditions:

- (a) Capacitors or modules shall be protected against short circuit;
- (b) Capacitors shall be designed and constructed to safely relieve pressure that may build up in use, through a vent or a weak point in the capacitor casing. Any liquid which is released upon venting shall be contained by packaging or by equipment in which a capacitor is installed;
- (c) Capacitors shall be marked with the energy storage capacity in Wh; and
- (d) Capacitors containing an electrolyte meeting the classification criteria of any class of dangerous goods shall be designed to withstand a 95 kPa pressure differential;

Capacitors containing an electrolyte not meeting the classification criteria of any class of dangerous goods, including when configured in a module or when installed in equipment are not subject to other provisions of RID.

Capacitors containing an electrolyte meeting the classification criteria of any class of dangerous goods, with an energy storage capacity of 20 Wh or less, including when configured in a module, are not subject to other provisions of RID when the capacitors are capable of withstanding a 1.2 metre drop test unpackaged on an unyielding surface without loss of contents.

Capacitors containing an electrolyte meeting the classification criteria of any class of dangerous goods that are not installed in equipment and with an energy storage capacity of more than 20 Wh are subject to RID.

Capacitors installed in equipment and containing an electrolyte meeting the classification criteria of any class of dangerous goods, are not subject to other provisions of RID provided that the equipment is packaged in a strong outer packaging constructed of suitable material, and of adequate strength and design, in relation to the packaging's intended use and in such a manner as to prevent accidental functioning of capacitors during carriage. Large robust equipment containing capacitors may be offered for carriage unpackaged or on pallets when capacitors are afforded equivalent protection by the equipment in which they are contained.

NOTE: Notwithstanding the provisions of this special provision, nickel-carbon asymmetric capacitors containing Class 8 alkaline electrolytes shall be carried as UN 2795 BATTERIES, WET, FILLED WITH ALKALI, electric storage.

373 Neutron radiation detectors containing non-pressurized boron trifluoride gas may be carried under this entry provided that the following conditions are met:

- (a) Each radiation detector shall meet the following conditions.
 - (i) The pressure in each detector shall not exceed 105 kPa absolute at 20 °C;
 - (ii) The amount of gas shall not exceed 13 g per detector;
 - (iii) Each detector shall be manufactured under a registered quality assurance programme;

NOTE: ISO 9001 may be used for this purpose.
 - (iv) Each neutron radiation detector shall be of welded metal construction with brazed metal to ceramic feed through assemblies. These detectors shall have a minimum burst pressure of 1800 kPa as demonstrated by design type qualification testing; and
 - (v) Each detector shall be tested to a 1×10^{-10} cm³/s leaktightness standard before filling.
- (b) Radiation detectors carried as individual components shall be carried as follows:
 - (i) Detectors shall be packed in a sealed intermediate plastics liner with sufficient absorbent or adsorbent material to absorb or adsorb the entire gas contents;
 - (ii) They shall be packed in strong outer packaging. The completed package shall be capable of withstanding a 1.8 m drop test without leakage of gas contents from detectors;
 - (iii) The total amount of gas from all detectors per outer packaging shall not exceed 52 g.
- (c) Completed neutron radiation detection systems containing detectors meeting the conditions of paragraph (a) shall be carried as follows:
 - (i) The detectors shall be contained in a strong sealed outer casing;
 - (ii) The casing shall contain sufficient absorbent or adsorbent material to absorb or adsorb the entire gas contents;
 - (iii) The completed systems shall be packed in strong outer packagings capable of withstanding a 1.8 m drop test without leakage unless a system's outer casing affords equivalent protection.

Packing instruction P 200 of 4.1.4.1 is not applicable.

The transport document shall include the following statement:

"TRANSPORT IN ACCORDANCE WITH SPECIAL PROVISION 373".

Neutron radiation detectors containing not more than 1 g of boron trifluoride, including those with solder glass joints, are not subject to RID provided they meet the requirements in paragraph (a) and are packed

in accordance with paragraph (b). Radiation detection systems containing such detectors are not subject to RID provided they are packed in accordance with paragraph (c).

374 (Reserved)

375 These substances when carried in single or combination packagings containing a net quantity per single or inner packaging of 5 l or less for liquids or having a net mass per single or inner packaging of 5 kg or less for solids, are not subject to any other provisions of RID provided the packagings meet the general provisions of 4.1.1.1, 4.1.1.2 and 4.1.1.4 to 4.1.1.8.

376 Lithium ion cells or batteries and lithium metal cells or batteries identified as being damaged or defective such that they do not conform to the type tested according to the applicable provisions of the Manual of Tests and Criteria shall comply with the requirements of this special provision.

For the purposes of this special provision, these may include, but are not limited to:

- Cells or batteries identified as being defective for safety reasons;
- Cells or batteries that have leaked or vented;
- Cells or batteries that cannot be diagnosed prior to carriage; or
- Cells or batteries that have sustained physical or mechanical damage.

NOTE: In assessing a battery as damaged or defective, the type of battery and its previous use and misuse shall be taken into account.

Cells and batteries shall be carried according to the provisions applicable to UN No. 3090, UN No. 3091, UN No. 3480 and No. UN 3481, except special provision 230 and as otherwise stated in this special provision.

Cells and batteries shall be packed in accordance with packing instructions P 908 of 4.1.4.1 or LP 904 of 4.1.4.3, as applicable.

Cells and batteries identified as damaged or defective and liable to rapidly disassemble, dangerously react, produce a flame or a dangerous evolution of heat or a dangerous emission of toxic, corrosive or flammable gases or vapours under normal conditions of carriage shall be packed and carried in accordance with packing instruction P 911 of 4.1.4.1 or LP 906 of 4.1.4.3, as applicable. Alternative packing and/or carriage conditions may be authorized by the competent authority of any RID Contracting State who may also recognize an approval granted by the competent authority of a country which is not an RID Contracting State provided that this approval has been granted in accordance with the procedures applicable according to RID, ADR, ADN, the IMDG Code or the ICAO Technical Instructions. In both cases the cells and batteries are assigned to transport category 0.

Packages shall be marked "DAMAGED/DEFECTIVE LITHIUM-ION BATTERIES" or "DAMAGED/DEFECTIVE LITHIUM METAL BATTERIES", as applicable.

The transport document shall include the following statement:

"Transport in accordance with special provision 376".

If applicable, a copy of the competent authority approval shall accompany the carriage.

377 Lithium ion and lithium metal cells and batteries and equipment containing such cells and batteries carried for disposal or recycling, either packed together with or packed without non-lithium batteries, may be packaged in accordance with packing instruction P 909 of 4.1.4.1.

These cells and batteries are not subject to the requirements of 2.2.9.1.7 (a) to (g).

Packages shall be marked "LITHIUM BATTERIES FOR DISPOSAL" or "LITHIUM BATTERIES FOR RECYCLING".

Identified damaged or defective batteries shall be carried in accordance with special provision 376 and packaged in accordance with packing instruction P 908 of 4.1.4.1 or LP 904 of 4.1.4.3, as applicable.

378 Radiation detectors containing this gas in non-refillable pressure receptacles not meeting the requirements of Chapter 6.2 and packing instruction P 200 of 4.1.4.1 may be carried under this entry provided:

- (a) The working pressure in each receptacle does not exceed 50 bar;
- (b) The receptacle capacity does not exceed 12 litres;
- (c) Each receptacle has a minimum burst pressure of at least 3 times the working pressure when a relief device is fitted and at least 4 times the working pressure when no relief device is fitted;
- (d) Each receptacle is manufactured from material which will not fragment upon rupture;
- (e) Each detector is manufactured under a registered quality assurance programme;

NOTE: ISO 9001 may be used for this purpose.

- (f) Detectors are carried in strong outer packagings. The complete package shall be capable of withstanding a 1.2 metre drop test without breakage of the detector or rupture of the outer packaging. Equipment that includes a detector shall be packed in a strong outer packaging unless the detector is afforded equivalent protection by the equipment in which it is contained; and
- (g) The transport document includes the following statement:
"TRANSPORT IN ACCORDANCE WITH SPECIAL PROVISION 378".

Radiation detectors, including detectors in radiation detection systems, are not subject to any other requirements of RID if the detectors meet the requirements in (a) to (f) above and the capacity of detector receptacles does not exceed 50 ml.

- 379** Anhydrous ammonia adsorbed or absorbed on a solid contained in ammonia dispensing systems or receptacles intended to form part of such systems are not subject to the other provisions of RID if the following conditions are observed:
- (a) The adsorption or absorption presents the following properties:
 - (i) The pressure at a temperature of 20 °C in the receptacle is less than 0.6 bar;
 - (ii) The pressure at a temperature of 35 °C in the receptacle is less than 1 bar;
 - (iii) The pressure at a temperature of 85 °C in the receptacle is less than 12 bar.
 - (b) The adsorbent or absorbent material shall not have dangerous properties listed in classes 1 to 8;
 - (c) The maximum contents of a receptacle shall be 10 kg of ammonia; and
 - (d) Receptacles containing adsorbed or absorbed ammonia shall meet the following conditions:
 - (i) Receptacles shall be made of a material compatible with ammonia as specified in ISO 11114-1:2012;
 - (ii) Receptacles and their means of closure shall be hermetically sealed and able to contain the generated ammonia;
 - (iii) Each receptacle shall be able to withstand the pressure generated at 85 °C with a volumetric expansion no greater than 0.1%;
 - (iv) Each receptacle shall be fitted with a device that allows for gas evacuation once pressure exceeds 15 bar without violent rupture, explosion or projection; and
 - (v) Each receptacle shall be able to withstand a pressure of 20 bar without leakage when the pressure relief device is deactivated.

When carried in an ammonia dispenser, the receptacles shall be connected to the dispenser in such a way that the assembly is guaranteed to have the same strength as a single receptacle.

The properties of mechanical strength mentioned in this special provision shall be tested using a prototype of a receptacle and/or dispenser filled to nominal capacity, by increasing the temperature until the specified pressures are reached.

The test results shall be documented, shall be traceable and shall be communicated to the relevant authorities upon request.

380 (Reserved)

381 (Reserved)

382 Polymeric beads may be made from polystyrene, poly (methyl methacrylate) or other polymeric material. When it can be demonstrated that no flammable vapour, resulting in a flammable atmosphere, is evolved according to test U1 (Test method for substances liable to evolve flammable vapours) of Part III, sub-section 38.4.4 of the Manual of Tests and Criteria, polymeric beads, expandable need not be classified under this UN number. This test should only be performed when de-classification of a substance is considered.

383 Table tennis balls manufactured from celluloid are not subject to RID where the net mass of each table tennis ball does not exceed 3.0 g and the total net mass of table tennis balls does not exceed 500 g per package.

384 (Reserved)

385 (Deleted)

386 Substances stabilized by temperature control are not accepted for carriage by rail (see 2.2.41.2.3). When chemical stabilization is employed, the person offering the packaging, IBC or tank for carriage shall ensure that the level of stabilization is sufficient to prevent the substance in the packaging, IBC or tank from dangerous polymerization at a bulk mean temperature of 50 °C, or, in the case of a portable tank, 45 °C. Where chemical stabilization becomes ineffective at lower temperatures within the anticipated duration of carriage, carriage by rail is not permitted. In making this determination factors to be taken into consideration include,

but are not limited to, the capacity and geometry of the packaging, IBC or tank and the effect of any insulation present, the temperature of the substance when offered for carriage, the duration of the journey and the ambient temperature conditions typically encountered in the journey (considering also the season of year), the effectiveness and other properties of the stabilizer employed, applicable operational controls imposed by regulation (e.g. requirements to protect from sources of heat, including other cargo carried at a temperature above ambient) and any other relevant factors.

- 387** Lithium batteries in conformity with 2.2.9.1.7 (f) containing both primary lithium metal cells and rechargeable lithium ion cells shall be assigned to UN Nos. 3090 or 3091 as appropriate. When such batteries are carried in accordance with special provision 188, the total lithium content of all lithium metal cells contained in the battery shall not exceed 1.5 g and the total capacity of all lithium ion cells contained in the battery shall not exceed 10 Wh.

- 388** UN No. 3166 entries apply to vehicles powered by flammable liquid or gas internal combustion engines or fuel cells.

Vehicles powered by a fuel cell engine shall be assigned to the entries UN 3166 VEHICLE, FUEL CELL, FLAMMABLE GAS POWERED or UN 3166 VEHICLE, FUEL CELL, FLAMMABLE LIQUID POWERED, as appropriate. These entries include hybrid electric vehicles powered by both a fuel cell and an internal combustion engine with wet batteries, sodium batteries, lithium metal batteries or lithium ion batteries, carried with the battery(ies) installed.

Other vehicles which contain an internal combustion engine shall be assigned to the entries UN 3166 VEHICLE, FLAMMABLE GAS POWERED or UN 3166 VEHICLE, FLAMMABLE LIQUID POWERED, as appropriate. These entries include hybrid electric vehicles powered by both an internal combustion engine and wet batteries, sodium batteries, lithium metal batteries or lithium ion batteries, carried with the battery(ies) installed.

If a vehicle is powered by a flammable liquid and a flammable gas internal combustion engine, it shall be assigned to UN 3166 VEHICLE, FLAMMABLE GAS POWERED.

Entry UN 3171 only applies to vehicles powered by wet batteries, sodium batteries, lithium metal batteries or lithium ion batteries and equipment powered by wet batteries or sodium batteries carried with these batteries installed.

For the purpose of this special provision, vehicles are self-propelled apparatus designed to carry one or more persons or goods. Examples of such vehicles are cars, motorcycles, scooters, three- and four-wheeled vehicles or motorcycles, trucks, locomotives, bicycles (pedal cycles with a motor) and other vehicles of this type (e.g. self-balancing vehicles or vehicles not equipped with at least one seating position), wheelchairs, lawn tractors, self-propelled farming and construction equipment, boats and aircraft. This includes vehicles carried in a packaging. In this case some parts of the vehicle may be detached from its frame to fit into the packaging.

Examples of equipment are lawnmowers, cleaning machines or model boats and model aircraft. Equipment powered by lithium metal batteries or lithium ion batteries shall be assigned to the entries UN 3091 LITHIUM METAL BATTERIES CONTAINED IN EQUIPMENT or UN 3091 LITHIUM METAL BATTERIES PACKED WITH EQUIPMENT or UN 3481 LITHIUM ION BATTERIES CONTAINED IN EQUIPMENT or UN 3481 LITHIUM ION BATTERIES PACKED WITH EQUIPMENT, as appropriate.

Dangerous goods, such as batteries, airbags, fire extinguishers, compressed gas accumulators, safety devices and other integral components of the vehicle that are necessary for the operation of the vehicle or for the safety of its operator or passengers, shall be securely installed in the vehicle and are not otherwise subject to RID. However, lithium batteries shall meet the provisions of 2.2.9.1.7, except as otherwise provided for in special provision 667.

Where a lithium battery installed in a vehicle or equipment is damaged or defective, the vehicle or equipment shall be carried in accordance with the conditions defined in special provision 667 (c).

- 389** This entry only applies to cargo transport units in which lithium ion batteries or lithium metal batteries are installed and which are designed only to provide power external to the unit. The lithium batteries shall meet the provisions of 2.2.9.1.7 (a) to (g) and contain the necessary systems to prevent overcharge and over discharge between the batteries.

The batteries shall be securely attached to the interior structure of the cargo transport unit (e.g., by means of placement in racks, cabinets, etc.) in such a manner as to prevent short circuits, accidental operation, and significant movement relative to the cargo transport unit under the shocks, loadings and vibrations normally incident to carriage. Dangerous goods necessary for the safe and proper operation of the cargo transport unit (e.g., fire extinguishing systems and air conditioning systems), shall be properly secured to or installed in the cargo transport unit and are not otherwise subject to RID. Dangerous goods not necessary for the safe and proper operation of the cargo transport unit shall not be carried within the cargo transport unit.

The batteries inside the cargo transport unit are not subject to marking or labelling requirements. The cargo transport unit shall bear orange-coloured plates in accordance with 5.3.2.2 and placards in accordance with 5.3.1.1 on two opposing sides.

390 (Reserved)

391 (Reserved)

392 For the carriage of fuel gas containment systems designed and approved to be fitted in motor vehicles containing this gas the provisions of 4.1.4.1 and Chapter 6.2 need not be applied when carried for disposal, recycling, repair, inspection, maintenance or from where they are manufactured to a vehicle assembly plant, provided the following conditions are met:

(a) The fuel gas containment systems shall meet the requirements of the standards or regulations for fuel tanks for vehicles, as applicable. Examples of applicable standards and regulations are:

LPG tanks	
UN Regulation No. 67 Revision 2	Uniform provisions concerning: I. Approval of specific equipment of vehicles of category M and N using liquefied petroleum gases in their propulsion system; II. Approval of vehicles of category M and N fitted with specific equipment for the use of liquefied petroleum gases in their propulsion system with regard to the installation of such equipment
UN Regulation No. 115	Uniform provisions concerning the approval of: I. Specific LPG (liquefied petroleum gases) retrofit systems to be installed in motor vehicles for the use of LPG in their propulsion systems; II. Specific CNG (compressed natural gas) retrofit systems to be installed in motor vehicles for the use of CNG in their propulsion system
CNG and LNG tanks	
UN Regulation No. 110	Uniform provisions concerning the approval of: I. Specific components of motor vehicles using compressed natural gas (CNG) and/or liquefied natural gas (LNG) in their propulsion system II. Vehicles with regard to the installation of specific components of an approved type for the use of compressed natural gas (CNG) and/or liquefied natural gas (LNG) in their propulsion system
UN Regulation No. 115	Uniform provisions concerning the approval of: I. Specific LPG (liquefied petroleum gases) retrofit systems to be installed in motor vehicles for the use of LPG in their propulsion systems; II. Specific CNG (compressed natural gas) retrofit systems to be installed in motor vehicles for the use of CNG in their propulsion system
ISO 11439:2013	Gas cylinders – High pressure cylinders for the on-board storage of natural gas as a fuel for automotive vehicles
ISO 15500-Series	Road vehicles – Compressed natural gas (CNG) fuel system components – several parts as applicable
ANSI NGV 2	Compressed natural gas vehicle fuel containers
CSA B51 Part 2:2014	Boiler, pressure vessel, and pressure piping code Part 2 Requirements for high-pressure cylinders for on-board storage of fuels for automotive vehicles
Hydrogen pressure tanks	
Global Technical Regulation (GTR) No. 13	Global technical regulation on hydrogen and fuel cell vehicles (ECE/TRANS/180/Add.13)
ISO/TS 15869:2009	Gaseous hydrogen and hydrogen blends – Land vehicle fuel tanks
Regulation (EC) No. 79/2009	Regulation (EC) No. 79/2009 of the European Parliament and of the Council of 14 January 2009 on type approval of hydrogen-powered motor vehicles, and amending Directive 2007/46/EC
Regulation (EU) No. 406/2010	Commission Regulation (EU) No 406/2010 of 26 April 2010 implementing Regulation (EC) No

	79/2009 of the European Parliament and of the Council on type-approval of hydrogen-powered motor vehicles
UN Regulation No. 134	Uniform provisions concerning the approval of motor vehicles and their components with regard to the safety-related performance of hydrogen-fuelled vehicles
CSA B51 Part 2: 2014	Boiler, pressure vessel, and pressure piping code – Part 2: Requirements for high-pressure cylinders for on-board storage of fuels for automotive vehicles

Gas tanks designed and constructed in accordance with previous versions of relevant standards or regulations for gas tanks for motor vehicles, which were applicable at the time of the certification of the vehicles for which the gas tanks were designed and constructed may continue to be carried;

- (b) The fuel gas containment systems shall be leakproof and shall not exhibit any signs of external damage which may affect their safety;

NOTE 1: Criteria may be found in standard ISO 11623:2015 Transportable gas cylinders – Periodic inspection and testing of composite gas cylinders (or ISO 19078:2013 Gas cylinders – Inspection of the cylinder installation, and requalification of high pressure cylinders for the on-board storage of natural gas as a fuel for automotive vehicles).

- 2:** If the fuel gas containment systems are not leakproof or are overfilled or if they exhibit damage that could affect their safety (e.g. in case of a safety related recall), they shall only be carried in salvage pressure receptacles in conformity with RID.

- (c) If a fuel gas containment system is equipped with two valves or more integrated in line, the two valves shall be closed as to be gastight under normal conditions of carriage. If only one valve exists or only one valve works, all openings with the exception of the opening of the pressure relief device shall be closed as to be gastight under normal conditions of carriage;
- (d) Fuel gas containment systems shall be carried in such a way as to prevent obstruction of the pressure relief device or any damage to the valves and any other pressurised part of the fuel gas containment systems and unintentional release of the gas under normal conditions of carriage. The fuel gas containment system shall be secured in order to prevent slipping, rolling or vertical movement;
- (e) Valves shall be protected by one of the methods described in 4.1.6.8 (a) to (e);
- (f) Except for the case of fuel gas containment systems removed for disposal, recycling, repair, inspection or maintenance, they shall be filled with not more than 20% of their nominal filling ratio or nominal working pressure, as applicable;
- (g) Notwithstanding the provisions of Chapter 5.2, when fuel gas containment systems are consigned in a handling device, marks and labels may be affixed to the handling device; and
- (h) Notwithstanding the provisions of 5.4.1.1.1 (f) the information on the total quantity of dangerous goods may be replaced by the following information:
- (i) The number of fuel gas containment systems; and
- (ii) In the case of liquefied gases the total net mass (kg) of gas of each fuel gas containment system and, in the case of compressed gases, the total water capacity (l) of each fuel gas containment system followed by the nominal working pressure.

Examples for information in the transport document:

Example 1: "UN 1971 NATURAL GAS, COMPRESSED, 2.1, 1 FUEL GAS CONTAINMENT SYSTEM OF 50 L IN TOTAL, 200 BAR".

Example 2: "UN 1965 HYDROCARBON GAS MIXTURE, LIQUEFIED, N.O.S., 2.1, 3 FUEL GAS CONTAINMENT SYSTEMS, EACH OF 15 KG NET MASS OF GAS".

393– (Reserved)
499

500 (Deleted)

501 For naphthalene, molten, see UN No. 2304.

502 UN No. 2006 plastics, nitrocellulose-based, self-heating, n.o.s., and 2002 celluloid scrap are substances of Class 4.2.

503 For phosphorus, white, molten, see UN No. 2447.

504 UN No. 1847 potassium sulphide, hydrated with not less than 30% water of crystallization, UN No. 1849 sodium sulphide, hydrated with not less than 30% water of crystallization and UN No. 2949 sodium hydro-sulphide, hydrated with not less than 25% water of crystallization are substances of Class 8.

505 UN No. 2004 magnesium diamide is a substance of Class 4.2.

- 506** Alkaline earth metals and alkaline earth metal alloys in pyrophoric form are substances of Class 4.2.
UN No. 1869 magnesium or magnesium alloys containing more than 50% magnesium as pellets, turnings or ribbons, are substances of Class 4.1.
- 507** UN No. 3048 aluminium phosphide pesticides, with additives inhibiting the emission of toxic flammable gases are substances of Class 6.1.
- 508** UN No. 1871 titanium hydride and UN No. 1437 zirconium hydride are substances of Class 4.1. UN No. 2870 aluminium borohydride is a substance of Class 4.2.
- 509** UN No. 1908 chlorite solution is a substance of Class 8.
- 510** UN No. 1755 chromic acid solution is a substance of Class 8.
- 511** UN No. 1625 mercuric nitrate, UN No. 1627 mercurous nitrate and UN No. 2727 thallium nitrate are substances of Class 6.1. Thorium nitrate, solid, uranyl nitrate hexahydrate solution and uranyl nitrate, solid are substances of Class 7.
- 512** UN No. 1730 antimony pentachloride, liquid, UN No. 1731 antimony pentachloride solution, UN No. 1732 antimony pentafluoride and UN No. 1733 antimony trichloride are substances of Class 8.
- 513** UN No. 0224 barium azide, dry or wetted with less than 50% water, by mass, is not permitted for carriage by rail. UN No. 1571 barium azide, wetted with not less than 50% water, by mass, is a substance of Class 4.1. UN No. 1854 barium alloys, pyrophoric, are substances of Class 4.2. UN No. 1445 barium chlorate, solid, UN No. 1446 barium nitrate, UN No. 1447 barium perchlorate, solid, UN No. 1448 barium permanganate, UN No. 1449 barium peroxide, UN No. 2719 barium bromate, UN No. 2741 barium hypochlorite with more than 22% available chlorine, UN No. 3405 barium chlorate, solution and UN No. 3406 barium perchlorate, solution, are substances of Class 5.1. UN No. 1565 barium cyanide and UN No. 1884 barium oxide are substances of Class 6.1.
- 514** UN No. 2464 beryllium nitrate is a substance of Class 5.1.
- 515** UN No. 1581 chloropicrin and methyl bromide mixture and UN No. 1582 chloropicrin and methyl chloride mixture are substances of Class 2.
- 516** UN No. 1912 methyl chloride and methylene chloride mixture is a substance of Class 2.
- 517** UN No. 1690 sodium fluoride, solid, UN No. 1812 potassium fluoride, solid, UN No. 2505 ammonium fluoride, UN No. 2674 sodium fluorosilicate, UN No. 2856 fluorosilicates, n.o.s., UN No. 3415 sodium fluoride, solution and UN No. 3422 potassium fluoride, solution, are substances of Class 6.1.
- 518** UN No. 1463 chromium trioxide, anhydrous (chromic acid, solid) is a substance of Class 5.1.
- 519** UN No. 1048 hydrogen bromide, anhydrous, is a substance of Class 2.
- 520** UN No. 1050 hydrogen chloride, anhydrous, is a substance of Class 2.
- 521** Solid chlorites and hypochlorites are substances of Class 5.1.
- 522** UN No. 1873 perchloric acid aqueous solution with more than 50% but not more than 72% pure acid, by mass are substances of Class 5.1. Perchloric acid solutions containing more than 72% pure acid, by mass, or mixtures of perchloric acid with any liquid other than water, are not to be accepted for carriage.
- 523** UN No. 1382 anhydrous potassium sulphide and UN No. 1385 anhydrous sodium sulphide and their hydrates with less than 30% water of crystallization, and UN No. 2318 sodium hydrosulphide with less than 25% water of crystallization are substances of Class 4.2.
- 524** UN No. 2858 finished zirconium products of a thickness of 18 µm or more are substances of Class 4.1.
- 525** Solutions of inorganic cyanides with a total cyanide ion content of more than 30% shall be classified in packing group I, solutions with a total cyanide ion content of more than 3% and not more than 30% in packing group II and solutions with a cyanide ion content of more than 0.3% and not more than 3% in packing group III.
- 526** UN No. 2000 celluloid is assigned to Class 4.1.
- 527** (Reserved)
- 528** UN No. 1353 fibres or fabrics impregnated with weakly nitrated cellulose, non-self heating are substances of Class 4.1.

- 529** UN No. 0135 mercury fulminate, wetted with not less than 20% water, or mixture of alcohol and water, by mass, is not permitted for carriage by rail. Mercurous chloride (calomel) is a substance of Class 6.1 (UN No. 2025).
- 530** UN No. 3293 hydrazine, aqueous solution with not more than 37% hydrazine, by mass, is a substance of Class 6.1.
- 531** Mixtures having a flash-point below 23 °C and containing more than 55% nitrocellulose, whatever its nitrogen content or containing not more than 55% nitrocellulose with a nitrogen content above 12.6% (by dry mass), are substances of Class 1 (see UN Nos. 0340 or 0342) or of Class 4.1 (UN Nos. 2555, 2556 or 2557).
- 532** UN No. 2672 ammonia solution containing not less than 10% but not more than 35% ammonia is a substance of Class 8.
- 533** UN No. 1198 formaldehyde solutions, flammable are substances of Class 3. Formaldehyde solutions, non-flammable, with less than 25% formaldehyde are not subject to the requirements of RID.
- 534** While in some climatic conditions, petrol (gasoline) may have a vapour pressure at 50 °C of more than 110 kPa (1.10 bar) but not more than 150 kPa (1.50 bar) it is to continue to be considered as a substance having a vapour pressure at 50 °C of not more than 110 kPa (1.10 bar).
- 535** UN No. 1469 lead nitrate, UN No. 1470 lead perchlorate, solid and UN No. 3408 lead perchlorate, solution are substances of Class 5.1.
- 536** For naphthalene, solid, see UN No. 1334.
- 537** UN No. 2869 titanium trichloride mixture, not pyrophoric, is a substance of Class 8.
- 538** For sulphur (in the solid state), see UN No. 1350.
- 539** Solutions of isocyanates having a flash-point of not less than 23 °C are substances of Class 6.1.
- 540** UN No. 1326 hafnium powder, wetted, UN No. 1352 titanium powder, wetted or UN No. 1358 zirconium powder, wetted, with not less than 25% water, are substances of Class 4.1.
- 541** Nitrocellulose mixtures with a water content, alcohol content or plasticizer content lower than the stated limits are substances of Class 1.
- 542** Talc containing tremolite and/or actinolite is covered by this entry.
- 543** UN No. 1005 ammonia, anhydrous, UN No. 3318 ammonia solution with more than 50% ammonia and UN No. 2073 ammonia solution, with more than 35% but not more than 50% ammonia, are substances of Class 2. Ammonia solutions with not more than 10% ammonia are not subject to the requirements of RID.
- 544** UN No. 1032 dimethylamine, anhydrous, UN No. 1036 ethylamine, UN No. 1061 methylamine, anhydrous and UN No. 1083 trimethylamine, anhydrous, are substances of Class 2.
- 545** UN No. 0401 dipicryl sulphide, wetted with less than 10% water by mass is a substance of Class 1.
- 546** UN No. 2009 zirconium, dry, finished sheets, strip or coiled wire, in thicknesses of less than 18 µm, is a substance of Class 4.2. Zirconium, dry, finished sheets, strip or coiled wire, in thicknesses of 254 µm or more, is not subject to the requirements of RID.
- 547** UN No. 2210 maneb or UN No. 2210 maneb preparations in self-heating form are substances of Class 4.2.
- 548** Chlorosilanes which, in contact with water, emit flammable gases, are substances of Class 4.3.
- 549** Chlorosilanes having a flash-point of less than 23 °C and which, in contact with water, do not emit flammable gases are substances of Class 3. Chlorosilanes having a flash-point equal to or greater than 23 °C and which, in contact with water, do not emit flammable gases are substances of Class 8.
- 550** UN No. 1333 cerium in slabs, rods or ingots is a substance of Class 4.1.
- 551** Solutions of these isocyanates having a flash-point below 23 °C are substances of Class 3.
- 552** Metals and metal alloys in powdered or other flammable form, liable to spontaneous combustion, are substances of Class 4.2. Metals and metal alloys in powdered or other flammable form which, in contact with water, emit flammable gases are substances of Class 4.3.

- 553** This mixture of hydrogen peroxide and peroxyacetic acid shall, in laboratory testing (see Manual of Tests and Criteria, Part II, section 20), neither detonate in the cavitated state nor deflagrate at all and shall show no effect when heated under confinement nor any explosive power. The formulation shall be thermally stable (self-accelerating decomposition temperature 60 °C or higher for a 50 kg package), and a liquid compatible with peroxyacetic acid shall be used for desensitization. Formulations not meeting these criteria are to be regarded as substances of Class 5.2 (see Manual of Tests and Criteria, Part II, paragraph 20.4.3 (g)).
- 554** Metal hydrides which, in contact with water, emit flammable gases are substances of Class 4.3. UN No. 2870 aluminium borohydride or UN No. 2870 aluminium borohydride in devices is a substance of Class 4.2.
- 555** Dust and powder of metals in non-spontaneously combustible form, non-toxic which nevertheless, in contact with water, emit flammable gases, are substances of Class 4.3.
- 556** Organometallic compounds and their solutions which ignite spontaneously are substances of Class 4.2. Flammable solutions with organometallic compounds in concentrations which, in contact with water, neither emit flammable gases in dangerous quantities nor ignite spontaneously are substances of Class 3.
- 557** Dust and powder of metals in pyrophoric form are substances of Class 4.2.
- 558** Metals and metal alloys in pyrophoric form are substances of Class 4.2. Metals and metal alloys which, in contact with water, do not emit flammable gases and are not pyrophoric or self-heating, but which are easily ignited, are substances of Class 4.1.
- 559** (Deleted)
- 560** An elevated temperature liquid, n.o.s. at or above 100 °C (including molten metals and molten salts) and, for a substance having a flashpoint, at a temperature below its flashpoint, is a substance of Class 9 (UN No. 3257).
- 561** Chloroformates having predominantly corrosive properties are substances of Class 8.
- 562** Spontaneously combustible organometallic compounds are substances of Class 4.2. Water-reactive organometallic compounds, flammable, are substances of Class 4.3.
- 563** UN No. 1905 selenic acid is a substance of Class 8.
- 564** UN No. 2443 vanadium oxytrichloride, UN No. 2444 vanadium tetrachloride and UN No. 2475 vanadium trichloride are substances of Class 8.
- 565** Unspecified wastes resulting from medical/veterinary treatment of humans/animals or from biological research, and which are unlikely to contain substances of Class 6.2 shall be assigned to this entry. Decontaminated clinical wastes or wastes resulting from biological research which previously contained infectious substances are not subject to the requirements of Class 6.2.
- 566** UN No. 2030 hydrazine aqueous solution, with more than 37% hydrazine, by mass, is a substance of Class 8.
- 567** (Deleted)
- 568** Barium azide with a water content lower than the stated limit is a substance of Class 1, UN No. 0224 and is not permitted for carriage by rail.
- 569–579** (Reserved)
- 580** (Deleted)
- 581** This entry covers mixtures of propadiene with 1 to 4% methylacetylene as well as the following mixtures:

Mixture	Content, % by volume			Permitted technical name for purposes of 5.4.1.1
	Methylacetylene and propadiene, not more than	Propane and propylene, not more than	C ₄ -saturated hydrocarbons, not less than	
P 1	63	24	14	"Mixture P 1"
P 2	48	50	5	"Mixture P 2"

582 This entry covers, inter alia, mixtures of gases indicated by the letter R ..., with the following properties:

Mixture	Maximum vapour pressure at 70 °C (MPa)	Minimum density at 50 °C (kg/l)	Permitted technical name for purposes of 5.4.1.1
F 1	1.3	1.30	"Mixture F 1"
F 2	1.9	1.21	"Mixture F 2"
F 3	3.0	1.09	"Mixture F 3"

NOTE 1: Trichlorofluoromethane (refrigerant R 11), 1,1,2-trichloro-1,2,2-trifluoroethane (refrigerant R 113), 1,1,1-trichloro-2,2,2-trifluoroethane (refrigerant R 113a), 1-chloro-1,2,2-trifluoroethane (refrigerant R 133) and 1-chloro-1,1,2-trifluoroethane (refrigerant R 133b) are not substances of Class 2. They may, however, enter into the composition of mixtures F 1 to F 3.

2: The reference densities correspond to the densities of dichlorofluoromethane (1.30 kg/l), dichlorodifluoromethane (1.21 kg/l) and chlorodifluoromethane (1.09 kg/l).

583 This entry covers, inter alia, mixtures of gases with the following properties:

Mixture	Maximum vapour pressure at 70 °C (MPa)	Minimum density at 50 °C (kg/l)	Permitted technical name ^(a) for purposes of 5.4.1.1
A	1.1	0.525	"Mixture A" or "Butane"
A 01	1.6	0.516	"Mixture A 01" or "Butane"
A 02	1.6	0.505	"Mixture A 02" or "Butane"
A 0	1.6	0.495	"Mixture A 0" or "Butane"
A 1	2.1	0.485	"Mixture A 1"
B 1	2.6	0.474	"Mixture B 1"
B 2	2.6	0.463	"Mixture B 2"
B	2.6	0.450	"Mixture B"
C	3.1	0.440	"Mixture C" or "Propane"

^(a) For carriage in tanks, the trade names "Butane" or "Propane" may be used only as a complement.

584 This gas is not subject to the requirements of RID when:

- it contains not more than 0.5% air in the gaseous state;
- it is contained in metal capsules (sodors, sparklets) free from defects which may impair their strength;
- the leakproofness of the closure of the capsule is ensured;
- a capsule contains not more than 25 g of this gas;
- a capsule contains not more than 0.75 g of this gas per cm³ of capacity.

585 (Deleted)

586 Hafnium, titanium and zirconium powders shall contain a visible excess of water. Hafnium, titanium and zirconium powders, wetted, mechanically produced, of a particle size of 53 µm and over, or chemically produced, of a particle size of 840 µm and over, are not subject to the requirements of RID.

587 Barium stearate and barium titanate are not subject to the requirements of RID.

588 Solid hydrated forms of aluminium bromide and aluminium chloride are not subject to the requirements of RID.

589 (Deleted)

590 Ferric chloride hexahydrate is not subject to the requirements of RID.

591 Lead sulphate with not more than 3% free acid is not subject to the requirements of RID.

592 Uncleaned empty packagings (including empty IBCs and large packagings), empty tank-wagons, empty demountable tanks, empty portable tanks, empty tank-containers and empty small containers which have contained this substance are not subject to the requirements of RID.

593 This gas, intended for the cooling of e.g. medical or biological specimens, if contained in double wall receptacles which comply with the provisions of packing instruction P 203, paragraph (6) for open cryogenic receptacles of 4.1.4.1 is not subject to the requirements of RID except as specified in 5.5.3.

594 The following articles, manufactured and filled according to the provisions applied in the country of manufacture, are not subject to the requirements of RID:

- (a) UN No. 1044 fire extinguishers provided with protection against inadvertent discharge, when:
- they are packaged in a strong outer packaging; or
 - they are large fire extinguishers which meet the requirements of special packing provision PP 91 of packing instruction P 003 in 4.1.4.1;

- (b) UN No. 3164 articles, pressurized pneumatic or hydraulic, designed to withstand stresses greater than the internal gas pressure by virtue of transmission of force, intrinsic strength or construction, when they are packaged in a strong outer packaging.

NOTE: "Provisions applied in the country of manufacture" means the provisions applicable in the country of manufacture or those applicable in the country of use.

- 596** Cadmium pigments, such as cadmium sulphides, cadmium sulposelenides and cadmium salts of higher fatty acids (e.g. cadmium stearate), are not subject to the requirements of RID.
- 597** Acetic acid solutions with not more than 10% pure acid by mass, are not subject to the requirements of RID.
- 598** The following are not subject to the requirements of RID:
- (a) New storage batteries when:
 - they are secured in such a way that they cannot slip, fall or be damaged;
 - they are provided with carrying devices, unless they are suitably stacked, e.g. on pallets;
 - there are no dangerous traces of alkalis or acids on the outside;
 - they are protected against short circuits.
 - (b) Used storage batteries when:
 - their cases are undamaged;
 - they are secured in such a way that they cannot leak, slip, fall or be damaged, e.g. by stacking on pallets;
 - there are no dangerous traces of alkalis or acids on the outside of the articles;
 - they are protected against short circuits.
- "Used storage batteries" means storage batteries carried for recycling at the end of their normal service life.
- 599** (Deleted)
- 600** Vanadium pentoxide, fused and solidified, is not subject to the requirements of RID.
- 601** Pharmaceutical products (medicines) ready for use, which are substances manufactured and packaged for retail sale or distribution for personal or household consumption are not subject to the requirements of RID.
- 602** Phosphorus sulphides which are not free from yellow and white phosphorus are not to be accepted for carriage.
- 603** Anhydrous hydrogen cyanide not meeting the description for UN No. 1051 or UN No. 1614 is not to be accepted for carriage. Hydrogen cyanide (hydrocyanic acid) containing less than 3% water is stable, if the pH-value is 2.5 ± 0.5 and the liquid is clear and colourless.
- 604** (Deleted)
- 605** (Deleted)
- 606** (Deleted)
- 607** Mixtures of potassium nitrate and sodium nitrite with an ammonium salt are not to be accepted for carriage.
- 608** (Deleted)
- 609** Tetranitromethane not free from combustible impurities is not to be accepted for carriage.
- 610** The carriage of this substance, when it contains more than 45% hydrogen cyanide is prohibited.
- 611** Ammonium nitrate containing more than 0.2% combustible substances (including any organic substance calculated as carbon) is not to be accepted for carriage unless it is a constituent of a substance or article of Class 1.
- 612** (Reserved)
- 613** Chloric acid solution containing more than 10% chloric acid and mixtures of chloric acid with any liquid other than water is not to be accepted for carriage.
- 614** 2,3,7,8-tetrachlorodibenzo-p-dioxin (TCDD) in concentrations considered highly toxic according to the criteria in 2.2.61.1 is not to be accepted for carriage.
- 615** (Reserved)
- 616** Substances containing more than 40% liquid nitric esters shall satisfy the exudation test specified in 2.3.1.

- 617** In addition to the type of explosive, the commercial name of the particular explosive shall be marked on the package.
- 618** In receptacles containing 1,2-butadiene, the oxygen concentration in the gaseous phase shall not exceed 50 ml/m³.
- 619–** (Reserved)
622
- 623** UN No. 1829 sulphur trioxide shall be inhibited. Sulphur trioxide, at least 99.95% pure, without inhibitor (non-stabilized), shall not be accepted for carriage by rail. Sulphur trioxide, at least 99.95% pure may be carried by road without inhibitor in tanks, provided its temperature is maintained at 32.5 °C or above.
- 625** Packages containing these articles shall be clearly marked as follows: "UN 1950 AEROSOLS".
- 626–** (Reserved)
631
- 632** Considered to be spontaneously flammable (pyrophoric).
- 633** Packages and small containers containing this substance shall bear the following mark: "KEEP AWAY FROM ANY SOURCE OF IGNITION". This mark shall be in an official language of the forwarding country, and also, if that language is not English, French, German or Italian, in English, French, German or Italian, unless any agreements concluded between the countries concerned in the transport operation provide otherwise.
- 634** (Deleted)
- 635** Packages containing these articles need not bear a label conforming to model No. 9 unless the article is fully enclosed by packaging, crates or other means that prevent the ready identification of the article.
- 636** Up to the intermediate processing facility, lithium cells and batteries with a gross mass of not more than 500 g each, lithium ion cells with a Watt-hour rating of not more than 20 Wh, lithium ion batteries with a Watt-hour rating of not more than 100 Wh, lithium metal cells with a lithium content of not more than 1 g and lithium metal batteries with an aggregate lithium content of not more than 2 g, not contained in equipment, collected and handed over for carriage for sorting, disposal or recycling, together with or without other non-lithium cells or batteries, are not subject to the other provisions of RID including special provision 376 and 2.2.9.1.7, if the following conditions are met:
- (a) The cells and batteries are packed according to packing instruction P 909 of 4.1.4.1 except for the additional requirements 1 and 2;
 - (b) A quality assurance system is in place to ensure that the total amount of lithium cells and batteries per wagon or large container does not exceed 333 kg;
NOTE: The total quantity of lithium cells and batteries in the mix may be assessed by means of a statistical method included in the quality assurance system. A copy of the quality assurance records shall be made available to the competent authority upon request.
 - (c) Packages are marked "LITHIUM BATTERIES FOR DISPOSAL" or "LITHIUM BATTERIES FOR RE-CYCLING" as appropriate.
- 637** Genetically modified microorganisms and genetically modified organisms are those which are not dangerous for humans and animals, but which could alter animals, plants, microbiological substances and ecosystems in such a way as cannot occur naturally.
- Genetically modified microorganisms and genetically modified organisms are not subject to the provisions of RID when authorized for use by the competent authorities of the countries of origin, transit and destination.³
- Live vertebrate or invertebrate animals shall not be used to carry these substances classified under this UN number unless the substance can be carried in no other way.
- 638** Substances related to self-reactive substances (see 2.2.41.1.19).
- 639** See 2.2.2.3, classification code 2F, UN No. 1965, NOTE 2.

³ See in particular Part C of Directive 2001/18/EC of the European Parliament and of the Council on the deliberate release into the environment of genetically modified organisms and repealing Council Directive 90/220/EEC (Official Journal of the European Communities, No. L 106, of 17 April 2001, pp. 8-14), which sets out the authorization procedures for the European Community.

- 640** The physical and technical characteristics mentioned in column (2) of Table A of Chapter 3.2 determine different tank codes for the carriage of substances of the same packing group in RID tanks.

In order to identify these physical and technical characteristics of the product carried in the tank, the following shall be added, to the particulars required in the transport document, only in case of carriage in RID tanks:

"Special provision 640X" where "X" is the applicable capital letter appearing after the reference to special provision 640 in column (6) of Table A of Chapter 3.2.

These particulars may, however, be dispensed with in the case of carriage in the type of tank which, for substances of a specific packing group of a specific UN number, meets at least the most stringent requirements.

- 642** Except as authorized under 1.1.4.2, this entry of the UN Model Regulations shall not be used for the carriage of fertilizer ammoniating solutions with free ammonia.

- 643** Stone or aggregate asphalt mixture is not subject to the requirements for Class 9.

- 644** This substance is admitted for carriage, provided that:

1. The pH is between 5 and 7 measured in an aqueous solution of 10% of the substance carried;
2. The solution does not contain more than 0.2% combustible material or chlorine compounds in quantities such that the chlorine level exceeds 0.02%.

- 645** The classification code as mentioned in Column (3b) of Table A of Chapter 3.2 shall be used only with the approval of the competent authority of an RID Contracting State prior to carriage. The approval shall be given in writing as a classification approval certificate (see 5.4.1.2.1 (g)) and shall be provided with a unique reference. When assignment to a division is made in accordance with the procedure in 2.2.1.1.7.2, the competent authority may require the default classification to be verified on the basis of test data derived from Test Series 6 of the Manual of Tests and Criteria, Part I, Section 16.

- 646** Carbon made by steam activation process is not subject to the requirements of RID.

- 647** The carriage of vinegar and acetic acid food grade with not more than 25% pure acid by mass is subject only to the following requirements:

- (a) Packagings, including IBCs and large packagings, and tanks shall be manufactured from stainless steel or plastic material which is permanently resistant to corrosion of vinegar/acetic acid food grade;
- (b) Packagings, including IBCs and large packagings, and tanks shall be subjected to a visual inspection by the owner at least once a year. The results of the inspections shall be recorded and the records kept for at least one year. Damaged packagings, including IBCs and large packagings, and tanks shall not be filled;
- (c) Packagings, including IBCs and large packagings, and tanks shall be filled in a way that no product is spilled or adheres to the outer surface;
- (d) Seals and closures shall be resistant to vinegar/acetic acid food grade. Packagings, including IBCs and large packagings, and tanks shall be hermetically sealed by the packer or the filler so that under normal conditions of carriage there will be no leakage;
- (e) Combination packagings with inner packaging made of glass or plastic (see packing instruction P001 in 4.1.4.1) which fulfil the general packing requirements of 4.1.1.1, 4.1.1.2, 4.1.1.4, 4.1.1.5, 4.1.1.6, 4.1.1.7 and 4.1.1.8 may be used;

The other provisions of RID do not apply.

- 648** Articles impregnated with this pesticide, such as fibreboard plates, paper strips, cotton-wool balls, sheets of plastics material, in hermetically closed wrappings, are not subject to the provisions of RID.

- 649** (Deleted)

- 650** Waste consisting of packaging residues, solidified residues and liquid residues of paint may be carried under the conditions of packing group II. In addition to the provisions of UN No. 1263, packing group II, the waste may also be packed and carried as follows:

- (a) The waste may be packed in accordance with packing instruction P002 of 4.1.4.1 or to packing instruction IBC06 of 4.1.4.2;
- (b) The waste may be packed in flexible IBCs of types 13H3, 13H4 and 13H5 in overpacks with complete walls;
- (c) Testing of packagings and IBCs indicated under (a) or (b) may be carried out in accordance with the requirements of Chapters 6.1 or 6.5, as appropriate, in relation to solids, at the packing group II performance level.

The tests shall be carried out on packagings and IBCs, filled with a representative sample of the waste, as prepared for carriage;

- (d) Carriage in bulk in sheeted wagons, movable roof wagons, closed containers or sheeted large containers, all with complete walls is allowed. The body of wagons or containers shall be leakproof or rendered leakproof, for example by means of a suitable and sufficiently stout inner lining;
- (e) If the waste is carried under the conditions of this special provision, the goods shall be declared in accordance with 5.4.1.1.3 in the transport document, as follows:
"UN 1263 WASTE PAINT, 3, II", or
"UN 1263 WASTE PAINT, 3, PG II".

651 (Reserved)

652 (Reserved)

653 The carriage of this gas in cylinders having a test pressure capacity product of maximum 15.2 MPa·litre (152 bar·litre) is not subject to the other provisions of RID if the following conditions are met:

- The provisions for construction and testing of cylinders are observed;
- The cylinders are contained in outer packagings which at least meet the requirements of Part 4 for combination packagings. The general provisions of packing of 4.1.1.1, 4.1.1.2 and 4.1.1.5 to 4.1.1.7 shall be observed;
- The cylinders are not packed together with other dangerous goods;
- The total gross mass of a package does not exceed 30 kg; and
- Each package is clearly and durably marked with "UN 1006" for argon compressed, "UN 1013" for carbon dioxide, "UN 1046" for helium compressed or "UN 1066" for nitrogen, compressed. This mark is displayed within a diamond-shaped area surrounded by a line that measures at least 100 mm by 100 mm.

654 Waste lighters collected separately and consigned in accordance with 5.4.1.1.3 may be carried under this entry for the purposes of disposal. They need not be protected against inadvertent discharge, provided that measures are taken to prevent the dangerous build up of pressure and dangerous atmospheres.

Waste lighters, other than those leaking or severely deformed, shall be packed in accordance with packing instruction P003. In addition the following provisions shall apply:

- only rigid packagings of a maximum capacity of 60 litres shall be used;
- the packagings shall be filled with water or any other appropriate protection material to avoid any ignition;
- under normal conditions of carriage all ignition devices of the lighters shall fully be covered by the protection material;
- the packagings shall be adequately vented to prevent the creation of flammable atmosphere and the build up of pressure;
- the packages shall only be carried in ventilated or open wagons or containers.

Leaking or severely deformed lighters shall be carried in salvage packagings, provided appropriate measures are taken to ensure there is no dangerous build up of pressure.

NOTE: Special provision 201 and special packing provisions PP84 and RR5 of packing instruction P002 in 4.1.4.1 do not apply to waste lighters.

655 Cylinders and their closures designed, constructed, approved and marked in accordance with Directive 97/23/EC⁴ or Directive 2014/68/EU⁵ and used for breathing apparatus may be carried without conforming to Chapter 6.2, provided that they are subject to inspections and tests specified in 6.2.1.6.1 and the interval between tests specified in packing instruction P200 in 4.1.4.1 is not exceeded. The pressure used for the hydraulic pressure test is the pressure marked on the cylinder in accordance with Directive 97/23/EC or Directive 2014/68/EU.

656 (Deleted)

657 This entry shall be used for the technically pure substance only; for mixtures of LPG components, see UN No. 1965 or see UN No. 1075 in conjunction with NOTE 2 in 2.2.2.3.

⁴ Directive 97/23/EC of the European Parliament and of the Council of 29 May 1997 on the approximation of the laws of the Member States concerning pressure equipment (PED) (Official Journal of the European Communities No. L 181 of 9 July 1997, p. 1 – 55).

⁵ Directive 2014/68/EU of the European Parliament and of the Council of 15 May 2014 on the harmonisation of the laws of the Member States relating to the making available on the market of pressure equipment (PED) (Official Journal of the European Union No. L 189 of 27 June 2014, p. 164 – 259).

658 UN No. 1057 LIGHTERS complying with standard EN ISO 9994:2006 + A1:2008 "Lighters – Safety Specification" and UN No. 1057 LIGHTER REFILLS, may be carried subject only to the provisions of 3.4.1 (a) to (g), 3.4.2 (except for the total gross mass of 30 kg), 3.4.3 (except for the total gross mass of 20 kg), 3.4.11 and 3.4.12, first sentence, provided the following conditions are met:

- (a) The total gross mass of each package is not more than 10 kg;
- (b) Not more than 100 kg gross mass of such packages is carried in a wagon or large container; and
- (c) Each outer packaging is clearly and durably marked with "UN 1057 LIGHTERS" or "UN 1057 LIGHTER REFILLS", as appropriate.

659 Substances to which PP 86 or TP 7 are assigned in Column (9a) and Column (11) of Table A in Chapter 3.2 and therefore require air to be eliminated from the vapour space, shall not be used for carriage under this UN number but shall be carried under their respective UN numbers as listed in Table A of Chapter 3.2.

NOTE: See also 2.2.2.1.7.

660 For the carriage of fuel gas containment systems designed and approved to be fitted in motor vehicles containing this gas the provisions of 4.1.4.1 and Chapter 6.2 need not be applied when carried for disposal, recycling, repair, inspection, maintenance or from where they are manufactured to a vehicle assembly plant, provided the conditions described in special provision 392 are met. This also applies for mixtures of gases subject to special provision 392 and gases of group A subject to this special provision.

661 (Deleted)

662 Cylinders not conforming to the provisions of Chapter 6.2 which are used exclusively on board a ship or aircraft, may be carried for the purpose of filling or inspection and subsequent return, provided the cylinders are designed and constructed in accordance with a standard recognized by the competent authority of the country of approval and all the other relevant requirements of RID are met including:

- (a) The cylinders shall be carried with valve protection in conformity with 4.1.6.8;
- (b) The cylinders shall be marked and labelled in conformity with 5.2.1 and 5.2.2; and
- (c) All the relevant filling requirements of packing instruction P 200 of 4.1.4.1 shall be complied with.

The transport document shall include the following statement:

"CARRIAGE IN ACCORDANCE WITH SPECIAL PROVISION 662".

663 This entry may only be used for packagings, large packagings or IBCs, or parts thereof, which have contained dangerous goods which are carried for disposal, recycling or recovery of their material, other than reconditioning, repair, routine maintenance, remanufacturing or reuse, and which have been emptied to the extent that only residues of dangerous goods adhering to the packaging parts are present when they are handed over for carriage.

Scope:

Residues present in the packagings, discarded, empty, uncleaned shall only be of dangerous goods of classes 3, 4.1, 5.1, 6.1, 8 or 9. In addition, they shall not be:

- Substances assigned to packing group I or that have "0" assigned in Column (7a) of Table A of Chapter 3.2; nor
- Substances classified as desensitized explosive substances of Class 3 or Class 4.1; nor
- Substances classified as self-reactive substances of Class 4.1; nor
- Radioactive material; nor
- Asbestos (UN 2212 and UN 2590), polychlorinated biphenyls (UN 2315 and UN 3432) and polyhalogenated biphenyls, halogenated monomethyldiphenylmethanes or polyhalogenated terphenyls (UN 3151 and UN 3152).

General provisions:

Packagings, discarded, empty, uncleaned with residues presenting a primary or subsidiary hazard of Class 5.1 shall not be packed together with other packagings, discarded, empty, uncleaned, or loaded together with other packagings, discarded, empty, uncleaned in the same container, wagon or bulk container.

Documented sorting procedures shall be implemented on the loading site to ensure compliance with the provisions applicable to this entry.

NOTE: All the other provisions of RID apply.

664 (Reserved)

- 665** When carried in bulk, hard coal, coke and anthracite, meeting the classification criteria of Class 4.2, packing group III may also be carried in open wagons or containers, provided that
- (a) The coal is conveyed from fresh extraction directly into the wagon or container (without measuring the temperature) or
 - (b) The temperature of the cargo is not higher than 60 °C during or immediately after loading into the wagon or container. Using suitable measuring methods, the filler shall ensure and document that the maximum permissible temperature of the cargo is not exceeded during or immediately after loading the wagons or containers.

The consignor shall ensure that the following statement is included in the document accompanying the consignment (such as a bill of lading, cargo manifest or CMR/CIM consignment note):

"CARRIAGE IN ACCORDANCE WITH SPECIAL PROVISION 665 OF RID".

The other provisions of RID do not apply.

- 666** Vehicles and battery powered equipment, referred to by special provision 388, when carried as a load, as well as any dangerous goods they contain that are necessary for their operation or the operation of their equipment, are not subject to any other provisions of RID, provided the following conditions are met:

- (a) For liquid fuels, any valves between the engine or equipment and the fuel tank shall be closed during carriage unless it is essential for the equipment to remain operational. Where appropriate, the vehicles shall be loaded upright and secured against falling;
- (b) For gaseous fuels, the valve between the gas tank and engine shall be closed and the electric contact open unless it is essential for the equipment to remain operational;
- (c) Metal hydride storage systems shall be approved by the competent authority of the country of manufacture. If the country of manufacture is not an RID Contracting State the approval shall be recognized by the competent authority of an RID Contracting State;
- (d) The provisions of (a) and (b) do not apply to vehicles which are empty of liquid or gaseous fuels.

NOTE 1: A vehicle is considered to be empty of liquid fuel when the liquid fuel tank has been drained and the vehicle cannot be operated due to a lack of fuel. Vehicle components such as fuel lines, fuel filters and injectors do not need to be cleaned, drained or purged to be considered empty of liquid fuels. In addition, the liquid fuel tank does not need to be cleaned or purged.

2: A vehicle is considered to be empty of gaseous fuels when the gaseous fuel tanks are empty of liquid (for liquefied gases), the pressure in the tanks does not exceed 2 bar and the fuel shut-off or isolation valve is closed and secured.

- 667** (a) The provisions of 2.2.9.1.7 (a) do not apply when pre-production prototype lithium cells or batteries or lithium cells or batteries of a small production run, consisting of not more than 100 cells or batteries, are installed in the vehicle, engine, machinery or article;
- (b) The provisions of 2.2.9.1.7 do not apply to lithium cells or batteries installed in damaged or defective vehicles, engines, machinery or article. In such cases the following conditions shall be met:
- (i) If the damage or defect has no significant impact on the safety of the cell or battery, damaged and defective vehicles, engines, machinery or article, may be carried under the conditions defined in special provisions 363 or 666, as appropriate;
 - (ii) If the damage or defect has a significant impact on the safety of the cell or battery, the lithium cell or battery shall be removed and carried according to special provision 376.
However, if it is not possible to safely remove the cell or battery or it is not possible to verify the status of the cell or battery, the vehicle, engine, machinery or article may be towed or carried as specified in (i).
- (c) The procedures described in (b) also apply to damaged lithium cells or batteries in vehicles, engines, machinery or articles.

- 668** Elevated temperature substances for the purpose of applying road markings are not subject to the requirements of RID, provided that the following conditions are met:

- (a) They do not fulfil the criteria of any class other than Class 9;
- (b) The temperature of the outer surface of the boiler does not exceed 70 °C;
- (c) The boiler is closed in such a way that any loss of product is prevented during carriage;
- (d) The maximum capacity of the boiler is limited to 3 000 l.

- 669** A trailer fitted with equipment, powered by a liquid or gaseous fuel or an electric energy storage and production system, that is intended for use during carriage operated by this trailer, shall be assigned to UN numbers 3166 or 3171 and be subject to the same conditions as specified for these UN numbers, when carried as a load on a wagon, provided that the total capacity of the tanks containing liquid fuel does not exceed 500 litres.

- 670** (a) Lithium cells and batteries installed in equipment from private households collected and handed over for carriage for depollution, dismantling, recycling or disposal are not subject to the other provisions of RID including special provision 376 and 2.2.9.1.7 when:
- (i) They are not the main power source for the operation of the equipment in which they are contained;
 - (ii) The equipment in which they are contained does not contain any other lithium cell or battery used as the main power source; and
 - (iii) They are afforded protection by the equipment in which they are contained.
- Examples for cells and batteries covered by this paragraph are button cells used for data integrity in household appliances (e.g. refrigerators, washing machines, dishwashers) or in other electrical or electronic equipment;
- (b) Up to the intermediate processing facility lithium cells and batteries contained in equipment from private households not meeting the requirements of (a) collected and handed over for carriage for depollution, dismantling, recycling or disposal are not subject to the other provisions of RID including special provision 376 and 2.2.9.1.7, if the following conditions are met:
- (i) The equipment is packed in accordance with packing instruction P 909 of 4.1.4.1 except for the additional requirements 1 and 2; or it is packed in strong outer packagings, e.g. specially designed collection receptacles, which meet the following requirements:
 - The packagings shall be constructed of suitable material and be of adequate strength and design in relation to the packaging capacity and its intended use. The packagings need not meet the requirements of 4.1.1.3;
 - Appropriate measures shall be taken to minimize the damage of the equipment when filling and handling the packaging, e.g. use of rubber mats; and
 - The packagings shall be constructed and closed so as to prevent any loss of contents during carriage, e.g. by lids, strong inner liners, covers for transport. Openings designed for filling are acceptable if they are constructed so as to prevent loss of content;
 - (ii) A quality assurance system is in place to ensure that the total amount of lithium cells and batteries per wagon or large container unit does not exceed 333 g;

NOTE: The total quantity of lithium cells and batteries in the equipment from private households may be assessed by means of a statistical method included in the quality assurance system. A copy of the quality assurance records shall be made available to the competent authority upon request.
 - (iii) Packages are marked "LITHIUM BATTERIES FOR DISPOSAL" or "LITHIUM BATTERIES FOR RECYCLING" as appropriate. If equipment containing lithium cells or batteries is carried unpackaged or on pallets in accordance with packing instruction P 909 (3) of 4.1.4.1, this mark may alternatively be affixed to the external surface of the wagons or large containers).

NOTE: "Equipment from private households" means equipment which comes from private households and equipment which comes from commercial, industrial, institutional and other sources which, because of its nature and quantity, is similar to that from private households. Equipment likely to be used by both private households and users other than private households shall in any event be considered to be equipment from private households.
- 671** For the purposes of the exemption related to quantities carried per wagon or large container (see 1.1.3.6), the transport category shall be determined in relation to the packing group (see paragraph 3 of special provision 251):
- Transport category 3 for kits assigned to packing group III;
 - Transport category 2 for kits assigned to packing group II;
 - Transport category 1 for kits assigned to packing group I.
- 672** Machinery and apparatus carried under this entry and in conformity with special provision 301 are not subject to any other provision of RID provided they are either:
- packed in a strong outer packaging constructed of suitable material, and of adequate strength and design in relation to the packaging's capacity and its intended use, and meeting the applicable requirements of 4.1.1.1; or
 - carried without outer packaging if the machinery or apparatus is constructed and designed so that the receptacles containing the dangerous goods are afforded adequate protection.
- 673** For the carriage of this article the requirements of Chapter 1.10 and 5.3, of Section 5.4.3 and of Chapter 7.2 need not be applied.

674 This special provision applies to periodic inspection and test of over-moulded cylinders as defined in 1.2.1.

Over-moulded cylinders subject to 6.2.3.5.3.1 shall be subject to periodic inspection and test in accordance with 6.2.1.6.1, adapted by the following alternative method:

- Substitute test required in 6.2.1.6.1 d) by alternative destructive tests;
- Perform specific additional destructive tests related to the characteristics of over-moulded cylinders.

The procedures and requirements of this alternative method are described below.

Alternative method:

(a) General

The following provisions apply to over-moulded cylinders produced serially and based on welded steel cylinders in accordance with EN 1442:2017, EN 14140:2014 + AC:2015 or annex I, parts 1 to 3 to Council Directive 84/527/EEC. The design of the over-moulding shall prevent water from penetrating on to the inner steel cylinder. The conversion of the steel cylinder to an over-moulded cylinder shall comply with the relevant requirements of EN 1442:2017 and EN 14140:2014 + AC:2015.

Over-moulded cylinders shall be equipped with self-closing valves.

(b) Basic population

A basic population of over-moulded cylinders is defined as the production of cylinders from only one over-moulding manufacturer using new inner cylinders manufactured by only one manufacturer within one calendar year, based on the same design type, the same materials and production processes.

(c) Sub-groups of a basic population

Within the above defined basic population, over-moulded cylinders belonging to different owners shall be separated into specific sub-groups, one per owner.

If the whole basic population is owned by one owner, the sub-group equals the basic population.

(d) Traceability

Inner steel cylinder marks in accordance with 6.2.3.9 shall be repeated on the over-moulding. In addition, each over-moulded cylinder shall be fitted with an individual resilient electronic identification device. The detailed characteristics of the over-moulded cylinders shall be recorded by the owner in a central database. The database shall be used to:

- Identify the specific sub-group;
- Make available to inspection bodies, filling centres and competent authorities the specific technical characteristics of the cylinders consisting of at least the following: serial number, steel cylinder production batch, over-moulding production batch, date of over-moulding;
- Identify the cylinder by linking the electronic device to the database with the serial number;
- Check individual cylinder history and determine measures (e.g. filling, sampling, retesting, withdrawal);
- Record performed measures including the date and the address of where it was done.

The recorded data shall be kept available by the owner of the over-moulded cylinders for the entire life of the sub-group.

(e) Sampling for statistical assessment

The sampling shall be random among a sub-group as defined in sub-paragraph (c). The size of each sample per sub-group shall be in accordance with the Table in sub-paragraph (g).

(f) Test procedure for destructive testing

The inspection and test required by 6.2.1.6.1 shall be carried out except (d) which shall be substituted by the following test procedure:

- Burst test (according to EN 1442:2017 or EN 14140:2014 + AC:2015).

In addition, the following tests shall be performed:

- Adhesion test (according to EN 1442:2017 or EN 14140:2014 + AC:2015);
- Peeling and Corrosion tests (according to EN ISO 4628-3:2016).

Adhesion test, peeling and corrosion tests, and burst test shall be performed on each related sample according to the Table in sub-paragraph (g) and shall be conducted after the first 3 years in service and every 5 years thereafter.

(g) Statistical evaluation of test results – Method and minimum requirements

The procedure for statistical evaluation according to the related rejection criteria is described in the following.

Test interval (years)	Type of test	Standard	Rejection criteria	Sampling out of a sub-group
After 3 years in service (see (f))	Burst test	EN 1442:2017	Burst pressure point of the representative sample must be above the lower limit of tolerance interval on the Sample Performance Chart $\Omega_m \geq 1 + \Omega_s \times k3(n;p;1-\alpha)^a$ No individual test result shall be less than the test pressure	$3\sqrt[3]{Q}$ or $Q/200$ whichever is lower, and with a minimum of 20 per sub-group (Q)
	Peeling and corrosion	EN ISO 4628-3:2016	Max corrosion grade: Ri2	Q/1000
	Adhesion of polyurethane	ISO 2859-1:1999 + A1:2011 EN 1442:2017 EN 14140:2014 + AC:2015	Adhesion value > 0.5 N/mm ²	See ISO 2859-1:1999 + A1:2011 applied to Q/1000
Every 5 years thereafter (see (f))	Burst test	EN 1442:2017	Burst pressure point of the representative sample must be above the lower limit of tolerance interval on the Sample Performance Chart $\Omega_m \geq 1 + \Omega_s \times k3(n;p;1-\alpha)^a$ No individual test result shall be less than the test pressure	$6\sqrt[3]{Q}$ or $Q/100$ whichever is lower, and with a minimum of 40 per sub-group (Q)
	Peeling and corrosion	EN ISO 4628-3:2016	Max corrosion grade: Ri2	Q/1000
	Adhesion of polyurethane	ISO 2859-1:1999 + A1:2011 EN 1442:2017 EN 14140:2014 + AC:2015	Adhesion value > 0.5 N/mm ²	See ISO 2859-1:1999 + A1:2011 applied to Q/1000

^a Burst pressure point (BPP) of the representative sample is used for the evaluation of test results by using a Sample Performance Chart:

Step 1: Determination of the burst pressure point (BPP) of a representative sample

Each sample is represented by a point whose coordinates are the mean value of burst test results and the standard deviation of burst test results, each normalised to the relevant test pressure.

$$\text{BPP} : (\Omega_s = \frac{s}{PH}; \Omega_m = \frac{x}{PH})$$

with

x = sample mean value;

s = sample standard deviation;

PH = test pressure

Step 2: Plotting on a Sample Performance Chart

Each BPP is plotted on a Sample Performance Chart with following axis:

- Abscissa: Standard Deviation normalised to test pressure (Ω_s)
- Ordinate: Mean value normalised to test pressure (Ω_m)

Step 3: Determination of the relevant lower limit of tolerance interval in the Sample Performance Chart

Results for burst pressure shall first be checked according to the Joint Test (multidirectional test) using a significance level of $\alpha = 0.05$ (see paragraph 7 of ISO 5479:1997) to determine whether the distribution of results for each sample is normal or non-normal.

- For a normal distribution, the determination of the relevant lower limit of tolerance is given in step 3.1.
- For a non-normal distribution, the determination of the relevant lower limit of tolerance is given in step 3.2.

Step 3.1: Lower limit of tolerance interval for results following a normal distribution

In accordance with the standard ISO 16269-6:2014, and considering that the variance is unknown, the unilateral statistical tolerance interval shall be considered for a confidence level of 95% and a fraction of population equal to 99.9999%.

By application in the Sample Performance Chart, the lower limit of tolerance interval is represented by a line of constant survival rate defined by the formula:

$$\Omega_m = 1 + \Omega_s \times k3(n;p;1-\alpha)$$

with

$k3$ = factor function of n , p and $1-\alpha$;

p = proportion of the population selected for the tolerance interval (99.9999%);

$1-\alpha$ = confidence level (95%);

n = sample size.

The value for $k3$ dedicated to Normal Distributions shall be taken from the Table at end of Step 3.

Step 3.2: Lower limit of tolerance interval for results following a non-normal distribution

The unilateral statistical tolerance interval shall be calculated for a confidence level of 95% and a fraction of population equal to 99.9999%.

The lower limit of tolerance is represented by a line of constant survival rate defined by the formula given in previous step 3.1, with factors $k3$ based and calculated on the properties of a Weibull Distribution.

The value for $k3$ dedicated to Weibull Distributions shall be taken from the Table below at end of Step 3.

Table for $k3$ $p = 99.9999\%$ and $(1-\alpha) = 0.95$		
Sample size n	Normal distribution $k3$	Weibull distribution $k3$
20	6.901	16.021
22	6.765	15.722
24	6.651	15.472
26	6.553	15.258
28	6.468	15.072
30	6.393	14.909
35	6.241	14.578
40	6.123	14.321
45	6.028	14.116
50	5.949	13.947
60	5.827	13.683
70	5.735	13.485
80	5.662	13.329
90	5.603	13.203
100	5.554	13.098
150	5.393	12.754
200	5.300	12.557
250	5.238	12.426
300	5.193	12.330
400	5.131	12.199
500	5.089	12.111
1000	4.988	11.897
∞	4.753	11.408

NOTE: If sample size is between two values, the closest lower sample size shall be selected.

(h) Measures if the acceptance criteria are not met

If a result of the burst test, peeling and corrosion test or adhesion test does not comply with the criteria detailed in the Table in paragraph (g), the affected sub-group of over-moulded cylinders shall be segregated by the owner for further investigations and not be filled or made available for transport and use.

In agreement with the competent authority or the Xa-body which issued the design approval, additional tests shall be performed to determine the root cause of the failure.

If the root cause cannot be proved to be limited to the affected sub-group of the owner, the competent authority or the Xa-body shall take measures concerning the whole basic population and potentially other years of production.

If the root cause can be proved to be limited to a part of the affected sub-group, not affected parts may be authorized by the competent authority to return to service. It shall be proved that no individual over-moulded cylinder returning to service is affected.

(i) Filling centre requirements

The owner shall make available to the competent authority documentary evidence that the filling centres:

- Comply with the provisions of packing instruction P 200 (7) of 4.1.4.1 and that the requirements of the standard on pre-fill inspections referenced in the Table of packing instruction P 200 (11) of 4.1.4.1 are fulfilled and correctly applied;
- Have the appropriate means to identify over-moulded cylinders through the electronic identification device;
- Have access to the database as defined in (d);
- Have the capacity to update the database;
- Apply a quality system, according to the standard ISO 9000 (series) or equivalent, certified by an accredited independent body recognized by the competent authority.

Chapter 3.4 Dangerous goods packed in limited quantities

3.4.1 This Chapter provides the provisions applicable to the carriage of dangerous goods of certain classes packed in limited quantities. The applicable quantity limit for the inner packaging or article is specified for each substance in Column (7a) of Table A of Chapter 3.2. In addition, the quantity "0" has been indicated in this column for each entry not permitted to be carried in accordance with this Chapter.

Limited quantities of dangerous goods packed in such limited quantities, meeting the provisions of this Chapter are not subject to any other provisions of RID except the relevant provisions of:

- (a) Part 1, Chapters 1.1, 1.2, 1.3, 1.4, 1.5, 1.6, 1.8, 1.9;
- (b) Part 2;
- (c) Part 3, Chapters 3.1, 3.2, 3.3 (except special provisions 61, 178, 181, 220, 274, 625, 633 and 650 (e));
- (d) Part 4, paragraphs 4.1.1.1, 4.1.1.2, 4.1.1.4 to 4.1.1.8;
- (e) Part 5, 5.1.2.1 (a) (i) and (b), 5.1.2.2, 5.1.2.3, 5.2.1.10, 5.4.2;
- (f) Part 6, construction requirements of 6.1.4 and paragraphs 6.2.5.1 and 6.2.6.1 to 6.2.6.3;
- (g) Part 7, Chapter 7.1 and 7.2.1, 7.2.2, 7.5.1 (except 7.5.1.4), 7.5.2.4, 7.5.7 and 7.5.8.

3.4.2 Dangerous goods shall be packed only in inner packagings placed in suitable outer packagings. Intermediate packagings may be used. In addition, for articles of division 1.4, compatibility group S, the provisions of section 4.1.5 shall be fully complied with. The use of inner packagings is not necessary for the carriage of articles such as aerosols or "receptacles, small, containing gas". The total gross mass of the package shall not exceed 30 kg.

3.4.3 Except for articles of division 1.4, compatibility group S shrink-wrapped or stretch-wrapped trays meeting the conditions of 4.1.1.1, 4.1.1.2 and 4.1.1.4 to 4.1.1.8 are acceptable as outer packagings for articles or inner packagings containing dangerous goods carried in accordance with this Chapter. Inner packagings that are liable to break or be easily punctured, such as those made of glass, porcelain, stoneware or certain plastics, shall be placed in suitable intermediate packagings meeting the provisions of 4.1.1.1, 4.1.1.2 and 4.1.1.4 to 4.1.1.8, and be so designed that they meet the construction requirements of 6.1.4. The total gross mass of the package shall not exceed 20 kg.

3.4.4 Liquid goods of Class 8, packing group II in glass, porcelain or stoneware inner packagings shall be enclosed in a compatible and rigid intermediate packaging.

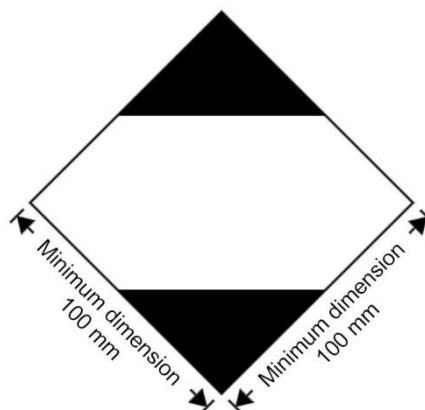
3.4.5 (Reserved)

3.4.6 (Reserved)

3.4.7 Marking of packages containing limited quantities

3.4.7.1 Except for air transport, packages containing dangerous goods in limited quantities shall bear the mark shown in Figure 3.4.7.1:

Figure 3.4.7.1



Mark for packages containing limited quantities

The mark shall be readily visible, legible and able to withstand open weather exposure without a substantial reduction in effectiveness.

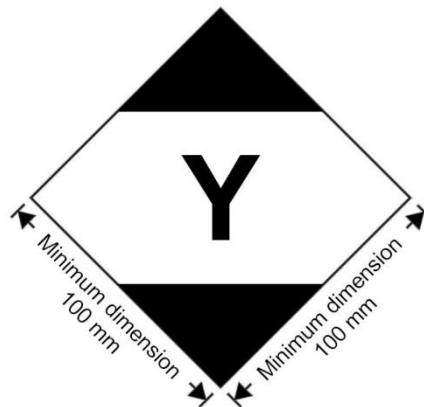
The mark shall be in the form of a square set at an angle of 45° (diamond-shaped). The top and bottom portions and the surrounding line shall be black. The centre area shall be white or a suitable contrasting background. The minimum dimensions shall be 100 mm × 100 mm and the minimum width of the line forming the diamond shall be 2 mm. Where dimensions are not specified, all features shall be in approximate proportion to those shown.

3.4.7.2 If the size of the package so requires, the minimum outer dimensions shown in Figure 3.4.7.1 may be reduced to be not less than 50 mm × 50 mm provided the mark remains clearly visible. The minimum width of the line forming the diamond may be reduced to a minimum of 1 mm.

3.4.8 Marking of packages containing limited quantities conforming to Part 3, Chapter 4 of the ICAO Technical Instructions

3.4.8.1 Packages containing dangerous goods packed in conformity with the provisions of Part 3, Chapter 4 of the ICAO Technical Instructions may bear the mark shown in Figure 3.4.8.1 to certify conformity with these provisions:

Figure 3.4.8.1



Mark for packages containing limited quantities
conforming to Part 3, Chapter 4 of the ICAO Technical Instructions

The mark shall be readily visible, legible and able to withstand open weather exposure without a substantial reduction in effectiveness.

The mark shall be in the form of a square set at an angle of 45° (diamond-shaped). The top and bottom portions and the surrounding line shall be black. The centre area shall be white or a suitable contrasting background. The minimum dimensions shall be 100 mm × 100 mm and the minimum width of the line forming the diamond shall be 2 mm. The symbol "Y" shall be placed in the centre of the mark and shall be clearly visible. Where dimensions are not specified, all features shall be in approximate proportion to those shown.

3.4.8.2 If the size of the package so requires, the minimum outer dimensions shown in Figure 3.4.8.1 may be reduced to be not less than 50 mm × 50 mm provided the mark remains clearly visible. The minimum width of the line forming the diamond may be reduced to a minimum of 1 mm. The symbol "Y" shall remain in approximate proportion to that shown in Figure 3.4.8.1.

3.4.9 Packages containing dangerous goods bearing the mark shown in 3.4.8 with or without the additional labels and marks for air transport shall be deemed to meet the provisions of section 3.4.1 as appropriate and of sections 3.4.2 to 3.4.4 and need not bear the mark shown in 3.4.7.

3.4.10 Packages containing dangerous goods in limited quantities bearing the mark shown in 3.4.7 and conforming with the provisions of the ICAO Technical Instructions, including all necessary marks and labels specified in Parts 5 and 6, shall be deemed to meet the provisions of section 3.4.1 as appropriate and of sections 3.4.2 to 3.4.4.

3.4.11 Use of overpacks

For an overpack containing dangerous goods packed in limited quantities, the following applies:

Unless the marks representative of all dangerous goods in an overpack are visible, the overpack shall be:

- marked with the word "OVERPACK". The lettering of the "OVERPACK" mark shall be at least 12 mm high. The mark shall be in an official language of the country of origin and also, if that language is not English, French or German, in English, French or German, unless agreements, if any, concluded between the countries concerned in the transport operation provide otherwise; and
- marked with the marks required by this Chapter.

Except for air transport, the other provisions of 5.1.2.1 apply only if other dangerous goods which are not packed in limited quantities are contained in the overpack and only in relation to these other dangerous goods.

3.4.12 In advance of carriage, consignors of dangerous goods packed in limited quantities shall inform the carrier in a traceable form of the total gross mass of such goods to be consigned.

Loaders of dangerous goods packed in limited quantities shall observe the provisions of 3.4.13 to 3.4.15 concerning marking.

3.4.13 (a) Wagons carrying dangerous goods packed in limited quantities shall be marked in accordance with 3.4.15 on both sides except when the wagon contains other dangerous goods for which placarding in accordance with 5.3.1 is required. In this latter case, the wagon may display the required placards only, or both the placards in accordance with 5.3.1 and the marks in accordance with 3.4.15.

(b) Large containers carrying dangerous goods packed in limited quantities shall be marked in accordance with 3.4.15 on all four sides except when the large container contains other dangerous goods for which placarding in accordance with 5.3.1 is required. In this latter case, the large container may display the required placards only, or both the placards in accordance with 5.3.1 and the marks in accordance with 3.4.15.

If the marks affixed to the large containers are not visible from outside the carrying wagon, the same marks shall also be affixed to both sides of the wagon.

3.4.14 The marks specified in 3.4.13 may be dispensed with, if the total gross mass of the packages containing dangerous goods packed in limited quantities carried does not exceed 8 tonnes per wagon or large container.

3.4.15 The marks specified in 3.4.13 shall be the same as the one required in 3.4.7, except that their minimum dimensions shall be 250 mm × 250 mm. These marks shall be removed or covered if no dangerous goods in limited quantities are carried.

Chapter 3.5 Dangerous Goods packed in excepted quantities

3.5.1 Excepted quantities

3.5.1.1 Excepted quantities of dangerous goods of certain classes, other than articles, meeting the provisions of this Chapter are not subject to any other provisions of RID except for:

- (a) The training requirements in Chapter 1.3;
- (b) The classification procedures and packing group criteria in Part 2;
- (c) The packaging requirements of 4.1.1.1, 4.1.1.2, 4.1.1.4 and 4.1.1.6.

NOTE: In the case of radioactive material, the requirements for radioactive material in excepted packages in 1.7.1.5 apply.

3.5.1.2 Dangerous goods which may be carried as excepted quantities in accordance with the provisions of this Chapter are shown in column (7b) of Table A of Chapter 3.2 list by means of an alphanumeric code as follows:

Code	Maximum net quantity per inner packaging (in grams for solids and ml for liquids and gases)	Maximum net quantity per outer packaging (in grams for solids and ml for liquids and gases, or sum of grams and ml in the case of mixed packing)
E0	Not permitted as Excepted Quantity	
E1	30	1000
E2	30	500
E3	30	300
E4	1	500
E5	1	300

For gases, the volume indicated for inner packagings refers to the water capacity of the inner receptacle and the volume indicated for outer packagings refers to the combined water capacity of all inner packagings within a single outer packaging.

3.5.1.3 Where dangerous goods in excepted quantities for which different codes are assigned are packaged together the total quantity per outer packaging shall be limited to that corresponding to the most restrictive code.

3.5.1.4 Excepted quantities of dangerous goods assigned to codes E 1, E 2, E 4 and E 5 with a maximum net quantity of dangerous goods per inner packaging limited to 1 ml for liquids and gases and 1 g for solids and a maximum net quantity of dangerous goods per outer packaging which does not exceed 100 g for solids or 100 ml for liquids and gases are only subject to:

- (a) The provisions of 3.5.2, except that an intermediate packaging is not required if the inner packagings are securely packed in an outer packaging with cushioning material in such a way that, under normal conditions of carriage, they cannot break, be punctured, or leak their contents; and for liquids, the outer packaging contains sufficient absorbent material to absorb the entire contents of the inner packagings; and
- (b) The provisions of 3.5.3.

3.5.2 Packagings

Packagings used for the carriage of dangerous goods in excepted quantities shall be in compliance with the following:

- (a) There shall be an inner packaging and each inner packaging shall be constructed of plastic (with a minimum thickness of 0.2 mm when used for liquids), or of glass, porcelain, stoneware, earthenware or metal (see also 4.1.1.2) and the closure of each inner packaging shall be held securely in place with wire, tape or other positive means; any receptacle having a neck with moulded screw threads shall have a leak proof threaded type cap. The closure shall be resistant to the contents;
- (b) Each inner packaging shall be securely packed in an intermediate packaging with cushioning material in such a way that, under normal conditions of carriage, they cannot break, be punctured or leak their contents. For liquid dangerous goods, the intermediate or outer packaging shall contain sufficient absorbent material to absorb the entire contents of the inner packagings. When placed in the intermediate packaging, the absorbent material may be the cushioning material. Dangerous goods shall not react dangerously with cushioning, absorbent material and packaging material or reduce the integrity or function of the materials. Regardless of its orientation, the package shall completely contain the contents in case of breakage or leakage;
- (c) The intermediate packaging shall be securely packed in a strong, rigid outer packaging (wooden, fibre-board or other equally strong material);
- (d) Each package type shall be in compliance with the provisions in 3.5.3;
- (e) Each package shall be of such a size that there is adequate space to apply all necessary marks; and
- (f) Overpacks may be used and may also contain packages of dangerous goods or goods not subject to the requirements of RID.

3.5.3 Tests for packages

3.5.3.1 The complete package as prepared for carriage, with inner packagings filled to not less than 95% of their capacity for solids or 98% for liquids, shall be capable of withstanding, as demonstrated by testing which is appropriately documented, without breakage or leakage of any inner packaging and without significant reduction in effectiveness:

(a) Drops onto a rigid, non-resilient flat and horizontal surface from a height of 1.8 m:

(i) Where the sample is in the shape of a box, it shall be dropped in each of the following orientations:

- flat on the base;
- flat on the top;
- flat on the longest side;
- flat on the shortest side;
- on a corner;

(ii) Where the sample is in the shape of a drum, it shall be dropped in each of the following orientations:

- diagonally on the top chime, with the centre of gravity directly above the point of impact;
- diagonally on the base chime;
- flat on the side;

NOTE: Each of the above drops may be performed on different but identical packages.

(b) A force applied to the top surface for a duration of 24 hours, equivalent to the total weight of identical packages if stacked to a height of 3 m (including the sample).

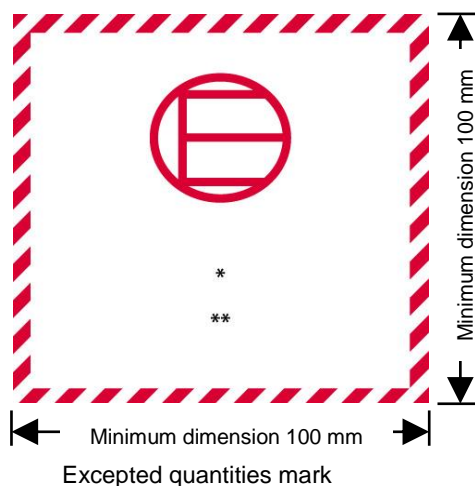
3.5.3.2 For the purposes of testing, the substances to be carried in the packaging may be replaced by other substances except where this would invalidate the results of the tests. For solids, when another substance is used, it must have the same physical characteristics (mass, grain size, etc.) as the substance to be carried. In the drop tests for liquids, when another substance is used, its relative density (specific gravity) and viscosity should be similar to those of the substance to be carried.

3.5.4 Marking of packages

3.5.4.1 Packages containing excepted quantities of dangerous goods prepared in accordance with this Chapter shall be durably and legibly marked with the mark shown in 3.5.4.2. The first or only label number indicated in column (5) of Table A of Chapter 3.2 for each of the dangerous goods contained in the package shall be shown in the mark. Where the name of the consignor or consignee is not shown elsewhere on the package this information shall be included within the mark.

3.5.4.2 Excepted quantities mark

Figure 3.5.4.2



* The first or only label number indicated in column (5) of Table A of Chapter 3.2 shall be shown in this location.

** The name of the consignor or of the consignee shall be shown in this location if not shown elsewhere on the package.

The mark shall be in the form of a square. The hatching and symbol shall be of the same colour, black or red, on white or suitable contrasting background. The minimum dimensions shall be 100 mm × 100 mm. Where dimensions are not specified, all features shall be in approximate proportion to those shown.

3.5.4.3 Use of overpacks

For an overpack containing dangerous goods packed in excepted quantities, the following applies:

Unless the marks representative of all dangerous goods in an overpack are visible, the overpack shall be:

- marked with the word "OVERPACK". The lettering of the "OVERPACK" mark shall be at least 12 mm high. The mark shall be in an official language of the country of origin and also, if that language is not English, French or German, in English, French or German, unless agreements, if any, concluded between the countries concerned in the transport operation provide otherwise; and
- marked with the marks required by this Chapter.

The other provisions of 5.1.2.1 apply only if other dangerous goods which are not packed in excepted quantities are contained in the overpack and only in relation to these other dangerous goods.

3.5.5 Maximum number of packages in any wagon or container

The number of packages in any wagon or container shall not exceed 1 000.

3.5.6 Documentation

If a document or documents (such as a bill of lading, air waybill or CMR/CIM consignment note) accompanies dangerous goods in excepted quantities, at least one of these documents shall include the statement "DANGEROUS GOODS IN EXCEPTED QUANTITIES" and indicate the number of packages.

Part 4 Packing and tank provisions

Chapter 4.1 Use of packagings, including intermediate bulk containers (IBCs) and large packagings

NOTE: Packagings, including IBCs and large packagings, marked in accordance with 6.1.3, 6.2.2.7, 6.2.2.8, 6.2.2.9, 6.2.2.10, 6.3.4, 6.5.2 or 6.6.3 but which were approved in a country which is not an RID Contracting State may nevertheless be used for carriage under RID.

4.1.1 General requirements for the packing of dangerous goods in packagings, including IBCs and large packagings

NOTE: For the packing of goods of Classes 2, 6.2 and 7, the general provisions of this section only apply as indicated in 4.1.8.2 (Class 6.2), 4.1.9.1.5 (Class 7) and in the applicable packing instructions of 4.1.4 (P 201 and LP 200 for Class 2 and P 620, P 621, IBC 620 and LP 621 for Class 6.2).

4.1.1.1 Dangerous goods shall be packed in good quality packagings, including IBCs and large packagings, which shall be strong enough to withstand the shocks and loadings normally encountered during carriage, including transshipment between transport units and between transport units and warehouses as well as any removal from a pallet or overpack for subsequent manual or mechanical handling. Packagings, including IBCs and large packagings, shall be constructed and closed so as to prevent any loss of contents when prepared for transport which might be caused under normal conditions of transport, by vibration, or by changes in temperature, humidity or pressure (resulting from altitude, for example). Packagings, including IBCs and large packagings, shall be closed in accordance with the information provided by the manufacturer. No dangerous residue shall adhere to the outside of packagings, IBCs and large packagings during carriage. These provisions apply, as appropriate, to new, reused, reconditioned or remanufactured packagings and to new, reused, repaired or remanufactured IBCs, and to new, reused or remanufactured large packagings.

4.1.1.2 Parts of packagings, including IBCs and large packagings, which are in direct contact with dangerous goods:

- (a) shall not be affected or significantly weakened by those dangerous goods;
- (b) shall not cause a dangerous effect e.g. catalysing a reaction or reacting with the dangerous goods; and
- (c) shall not allow permeation of the dangerous goods that could constitute a danger under normal conditions of carriage.

Where necessary, they shall be provided with a suitable inner coating or treatment.

NOTE: For chemical compatibility of plastics packagings, including IBCs, made from polyethylene, see 4.1.1.21.

4.1.1.3 Unless otherwise provided elsewhere in RID, each packaging, including IBCs and large packagings, except inner packagings, shall conform to a design type successfully tested in accordance with the requirements of 6.1.5, 6.3.5, 6.5.6 or 6.6.5, as applicable. The packagings for which the test is not required are mentioned under 6.1.1.3.

4.1.1.4 When filling packagings, including IBCs and large packagings, with liquids, sufficient ullage (outage) shall be left to ensure that neither leakage nor permanent distortion of the packaging occurs as a result of an expansion of the liquid caused by temperatures likely to occur during transport. Unless specific requirements are prescribed, liquids shall not completely fill a packaging at a temperature of 55 °C. However, sufficient ullage shall be left in an IBC to ensure that at the mean bulk temperature of 50 °C it is not filled to more than 98% of its water capacity. For a filling temperature of 15 °C, the maximum degree of filling shall be determined as follows, unless otherwise provided, either:

(a)

Boiling point (initial boiling point) of the substance in °C	< 60	≥ 60 < 100	≥ 100 < 200	≥ 200 < 300	≥ 300
Degree of filling as a percentage of the capacity of the packaging	90	92	94	96	98

or

(b) degree of filling = $\frac{98}{1 + \alpha(50 - t_F)}$ % of the capacity of the packaging

In this formula α represents the mean coefficient of cubic expansion of the liquid substance between 15 °C and 50 °C; that is to say, for a maximum rise in temperature of 35 °C,

α is calculated according to the formula: $\alpha = \frac{d_{15} - d_{50}}{35 \times d_{50}}$

d_{15} and d_{50} being the relative densities¹ of the liquid at 15 °C and 50 °C and t_f the mean temperature of the liquid at the time of filling.

- 4.1.1.5** Inner packagings shall be packed in an outer packaging in such a way that, under normal conditions of carriage, they cannot break, be punctured or leak their contents into the outer packaging. Inner packagings containing liquids shall be packed with their closures upward and placed within outer packagings consistent with the orientation marks prescribed in 5.2.1.10. Inner packagings that are liable to break or be punctured easily, such as those made of glass, porcelain or stoneware or of certain plastics materials, etc., shall be secured in outer packagings with suitable cushioning material. Any leakage of the contents shall not substantially impair the protective properties of the cushioning material or of the outer packaging.
- 4.1.1.5.1** Where an outer packaging of a combination packaging or a large packaging has been successfully tested with different types of inner packagings, a variety of such different inner packagings may also be assembled in this outer packaging or large packaging. In addition, provided an equivalent level of performance is maintained, the following variations in inner packagings are allowed without further testing of the package:
- (a) Inner packagings of equivalent or smaller size may be used provided:
 - (i) the inner packagings are of similar design to the tested inner packagings (e.g. shape - round, rectangular, etc.);
 - (ii) the material of construction of the inner packagings (glass, plastics, metal, etc.) offers resistance to impact and stacking forces equal to or greater than that of the originally tested inner packaging;
 - (iii) the inner packagings have the same or smaller openings and the closure is of similar design (e.g. screw cap, friction lid, etc.);
 - (iv) sufficient additional cushioning material is used to take up void spaces and to prevent significant movement of the inner packagings; and
 - (v) inner packagings are oriented within the outer packaging in the same manner as in the tested package.
 - (b) A lesser number of the tested inner packagings, or of the alternative types of inner packagings identified in (a) above, may be used provided sufficient cushioning is added to fill the void space(s) and to prevent significant movement of the inner packagings.
- 4.1.1.5.2** Use of supplementary packagings within an outer packaging (e.g. an intermediate packaging or a receptacle inside a required inner packaging) additional to what is required by the packing instructions is authorized provided all relevant requirements are met, including those of 4.1.1.3, and, if appropriate, suitable cushioning is used to prevent movement within the packaging.
- 4.1.1.6** Dangerous goods shall not be packed together in the same outer packaging or in large packagings, with dangerous or other goods if they react dangerously with each other (see definition of "dangerous reaction" in 1.2.1).
- NOTE:** For mixed packing special provisions, see 4.1.10.
- 4.1.1.7** The closures of packagings containing wetted or diluted substances shall be such that the percentage of liquid (water, solvent or phlegmatizer) does not fall below the prescribed limits during transport.
- 4.1.1.7.1** Where two or more closure systems are fitted in series on an IBC, that nearest to the substance being carried shall be closed first.
- 4.1.1.8** Where pressure may develop in a package by the emission of gas from the contents (as a result of temperature increase or other causes), the packaging or IBC may be fitted with a vent provided that the gas emitted will not cause danger on account of its toxicity, its flammability or the quantity released, for example.
- A venting device shall be fitted if dangerous overpressure may develop due to normal decomposition of substances. The vent shall be so designed that, when the packaging or IBC is in the attitude in which it is intended to be carried, leakages of liquid and the penetration of foreign substances are prevented under normal conditions of carriage.
- NOTE:** Venting of the package is not permitted for air carriage.
- 4.1.1.8.1** Liquids may only be filled into inner packagings which have an appropriate resistance to internal pressure that may be developed under normal conditions of carriage.

¹ Relative density (d) is considered to be synonymous with specific gravity (SG) and will be used throughout this Chapter.

4.1.1.9 New, remanufactured or reused packagings, including IBCs and large packagings, or reconditioned packagings and repaired or routinely maintained IBCs shall be capable of passing the tests prescribed in 6.1.5, 6.3.5, 6.5.6 or 6.6.5, as applicable. Before being filled and handed over for carriage, every packaging, including IBCs and large packagings, shall be inspected to ensure that it is free from corrosion, contamination or other damage and every IBC shall be inspected with regard to the proper functioning of any service equipment. Any packaging which shows signs of reduced strength as compared with the approved design type shall no longer be used or shall be so reconditioned, that it is able to withstand the design type tests. Any IBC which shows signs of reduced strength as compared with the tested design type shall no longer be used or shall be so repaired or routinely maintained that it is able to withstand the design type tests.

4.1.1.10 Liquids shall be filled only into packagings, including IBCs, which have an appropriate resistance to the internal pressure that may develop under normal conditions of carriage. Packagings and IBCs marked with the hydraulic test pressure prescribed in 6.1.3.1 (d) and 6.5.2.2.1, respectively shall be filled only with a liquid having a vapour pressure:

- (a) such that the total gauge pressure in the packaging or IBC (i.e. the vapour pressure of the filling substance plus the partial pressure of air or other inert gases, less 100 kPa) at 55 °C, determined on the basis of a maximum degree of filling in accordance with 4.1.1.4 and a filling temperature of 15 °C, will not exceed two-thirds of the marked test pressure; or
- (b) at 50 °C less than four-sevenths of the sum of the marked test pressure plus 100 kPa; or
- (c) at 55 °C less than two-thirds of the sum of the marked test pressure plus 100 kPa.

IBCs intended for the carriage of liquids shall not be used to carry liquids having a vapour pressure of more than 110 kPa (1.1 bar) at 50 °C or 130 kPa (1.3 bar) at 55 °C.

Examples of required marked test pressures for packagings, including IBCs, calculated as in 4.1.1.10 (c)

UN No	Name	Class	Packing group	Vp ₅₅ (kPa)	(Vp ₅₅ × 1,5) (kPa)	(Vp ₅₅ × 1,5) minus 100 (kPa)	Required minimum test pressure gauge under 6.1.5.5.4 (c) (kPa)	Minimum test pressure (gauge) to be marked on the packaging (kPa)
2056	Tetrahydrofuran	3	II	70	105	5	100	100
2247	n-Decane	3	III	1,4	2,1	– 97,9	100	100
1593	Dichloromethane	6.1	III	164	246	146	146	150
1155	Diethyl ether	3	I	199	299	199	199	250

- NOTE**
- 1: For pure liquids the vapour pressure at 55 °C (Vp₅₅) can often be obtained from scientific tables.
 - 2: The table refers to the use of 4.1.1.10 (c) only, which means that the marked test pressure shall exceed 1.5 times the vapour pressure at 55 °C less 100 kPa. When, for example, the test pressure for n-decane is determined according to 6.1.5.5.4 (a), the minimum marked test pressure may be lower.
 - 3: For diethyl ether the required minimum test pressure under 6.1.5.5.5 is 250 kPa.

4.1.1.11 Empty packagings, including IBCs and large packagings, that have contained a dangerous substance are subject to the same requirements as those for a filled packaging, unless adequate measures have been taken to nullify any hazard.

NOTE: When such packagings are carried for disposal, recycling or recovery of their material, they may also be carried under UN 3509 provided the conditions of special provision 663 of Chapter 3.3 are met.

4.1.1.12 Every packaging as specified in Chapter 6.1 intended to contain liquids shall successfully undergo a suitable leakproofness test. This test is part of a quality assurance programme as stipulated in 6.1.1.4 which shows the capability of meeting the appropriate test level indicated in 6.1.5.4.3:

- (a) before it is first used for carriage;
- (b) after remanufacturing or reconditioning of any packaging, before it is re-used for carriage.

For this test the packaging need not have its closures fitted. The inner receptacle of a composite packaging may be tested without the outer packaging, provided the test results are not affected.

This test is not required for:

- inner packagings of combination packagings or large packagings;
- inner receptacles of composite packagings (glass, porcelain or stoneware) marked with the symbol "RID/ADR" in accordance with 6.1.3.1 (a) (ii);
- light-gauge metal packagings marked with the symbol "RID/ADR" in accordance with 6.1.3.1 (a) (ii).

- 4.1.1.13** Packagings, including IBCs, used for solids which may become liquid at temperatures likely to be encountered during carriage shall also be capable of containing the substance in the liquid state.
- 4.1.1.14** Packagings, including IBCs, used for powdery or granular substances shall be sift-proof or shall be provided with a liner.
- 4.1.1.15** For plastics drums and jerricans, rigid plastics IBCs and composite IBCs with plastics inner receptacles, unless otherwise approved by the competent authority, the period of use permitted for the carriage of dangerous substances shall be five years from the date of manufacture of the receptacles, except where a shorter period of use is prescribed because of the nature of the substance to be carried.
- 4.1.1.16** Where ice is used as a coolant it shall not affect the integrity of the packaging.
- 4.1.1.17** (Deleted)
- 4.1.1.18** **Explosives, self-reactive substances and organic peroxides**
- Unless specific provision to the contrary is made in RID, the packagings, including IBCs and large packagings, used for goods of Class 1, self-reactive substances of Class 4.1 and organic peroxides of Class 5.2 shall comply with the provisions for the medium danger group (packing group II).
- 4.1.1.19** **Use of salvage packagings and large salvage packagings**
- 4.1.1.19.1** Damaged, defective, leaking or non-conforming packages, or dangerous goods that have spilled or leaked may be carried in salvage packagings mentioned in 6.1.5.1.11 and in large salvage packagings mentioned in 6.6.5.1.9. This does not prevent the use of a larger size packaging, an IBC of type 11A or a large packaging of appropriate type and performance level and under the conditions of 4.1.1.19.2 and 4.1.1.19.3.
- 4.1.1.19.2** Appropriate measures shall be taken to prevent excessive movement of the damaged or leaking packages within a salvage packaging or large salvage packaging. When the salvage packaging or large salvage packaging contains liquids, sufficient inert absorbent material shall be added to eliminate the presence of free liquid.
- 4.1.1.19.3** Appropriate measures shall be taken to ensure that there is no dangerous build up of pressure.
- 4.1.1.20** **Use of salvage pressure receptacles**
- 4.1.1.20.1** In the case of damaged, defective, leaking or non-conforming pressure receptacles, salvage pressure receptacles according to 6.2.3.11 may be used.
- NOTE:** A salvage pressure receptacle may be used as an overpack in accordance with 5.1.2. When used as an overpack, marks shall be in accordance with 5.1.2.1 instead of 5.2.1.3.
- 4.1.1.20.2** Pressure receptacles shall be placed in salvage pressure receptacles of suitable size. The maximum size of the placed pressure receptacle is limited to a water capacity of 1 000 litres. More than one pressure receptacle may be placed in the same salvage pressure receptacle only if the contents are known and do not react dangerously with each other (see 4.1.1.6). In this case the total sum of water capacities of the placed pressure receptacles shall not exceed 1 000 litres. Appropriate measures shall be taken to prevent movement of the pressure receptacles within the salvage pressure receptacle e.g. by partitioning, securing or cushioning.
- 4.1.1.20.3** A pressure receptacle may only be placed in a salvage pressure receptacle if:
- (a) The salvage pressure receptacle is in accordance with 6.2.3.11 and a copy of the approval certificate is available;
 - (b) Parts of the salvage pressure receptacle which are, or are likely to be in direct contact with the dangerous goods will not be affected or weakened by those dangerous goods and will not cause a dangerous effect (e.g. catalyzing reaction or reacting with the dangerous goods); and
 - (c) The contents of the contained pressure receptacle(s) are limited in pressure and volume so that if totally discharged into the salvage pressure receptacle, the pressure in the salvage pressure receptacle at 65 °C will not exceed the test pressure of the salvage pressure receptacle (for gases, see packing instruction in P 200 (3) in 4.1.4.1). The reduction of the useable water capacity of the salvage pressure receptacle, e.g. by any contained equipment and cushioning, shall be taken into account.
- 4.1.1.20.4** The proper shipping name, the UN number preceded by the letters "UN" and label(s) as required for packages in Chapter 5.2 applicable to the dangerous goods inside the contained pressure receptacle(s) shall be applied to the salvage pressure receptacle for carriage.
- 4.1.1.20.5** Salvage pressure receptacles shall be cleaned, purged and visually inspected internally and externally after each use. They shall be periodically inspected and tested in accordance with 6.2.3.5 at least once every five years.

4.1.1.21 Verification of the chemical compatibility of plastics packagings, including IBCs, by assimilation of filling substances to standard liquids

4.1.1.21.1 Scope

For polyethylene packagings as specified in 6.1.5.2.6 and for polyethylene IBCs as specified in 6.5.6.3.5, the chemical compatibility with filling substances may be verified by assimilation to standard liquids following the procedures as set out in 4.1.1.21.3 to 4.1.1.21.5 and using the list in Table 4.1.1.21.6, provided that the particular design types have been tested with these standard liquids in accordance with 6.1.5 or 6.5.6, taking into account 6.1.6 and that the conditions in 4.1.1.21.2 are met. When assimilation in accordance with this sub-section is not possible, the chemical compatibility needs to be verified by design type testing in accordance with 6.1.5.2.5 or by laboratory tests in accordance with 6.1.5.2.7 for packagings, and in accordance with 6.5.6.3.3 or 6.5.6.3.6 for IBCs, respectively.

NOTE: Irrespective of the provisions of this sub-section, the use of packagings, including IBCs, for a specific filling substance is subject to the limitations of Table A of Chapter 3.2, and the packing instructions in Chapter 4.1.

4.1.1.21.2 Conditions

The relative densities of the filling substances shall not exceed that used to determine the height for the drop test performed successfully according to 6.1.5.3.5 or 6.5.6.9.4 and the mass for the stacking test performed successfully according to 6.1.5.6 or where necessary according to 6.5.6.6 with the assimilated standard liquid(s). The vapour pressures of the filling substances at 50 °C or 55 °C shall not exceed that used to determine the pressure for the internal pressure (hydraulic) test performed successfully according to 6.1.5.5.4 or 6.5.6.8.4.2 with the assimilated standard liquid(s). In case that filling substances are assimilated to a combination of standard liquids, the corresponding values of the filling substances shall not exceed the minimum values derived from the applied drop heights, stacking masses and internal test pressures.

Example: UN 1736 Benzoyl chloride is assimilated to the combination of standard liquids "Mixture of hydrocarbons and wetting solution". It has a vapour pressure of 0.34 kPa at 50 °C and a relative density of approximately 1.2. Design type tests for plastics drums and jerricans were frequently performed at minimum required test levels. In practice this means that the stacking test is commonly performed with stacking loads considering only a relative density of 1.0 for the "Mixture of hydrocarbons" and a relative density of 1.2 for the "Wetting solution" (see definition of standard liquids in 6.1.6). As a consequence chemical compatibility of such tested design types would not be verified for benzoyl chloride by reason of the inadequate test level of the design type with the standard liquid "mixture of hydrocarbons". (Due to the fact that in the majority of cases the applied internal hydraulic test pressure is not less than 100 kPa, the vapour pressure of benzoyl chloride would be covered by such test level according to 4.1.1.10).

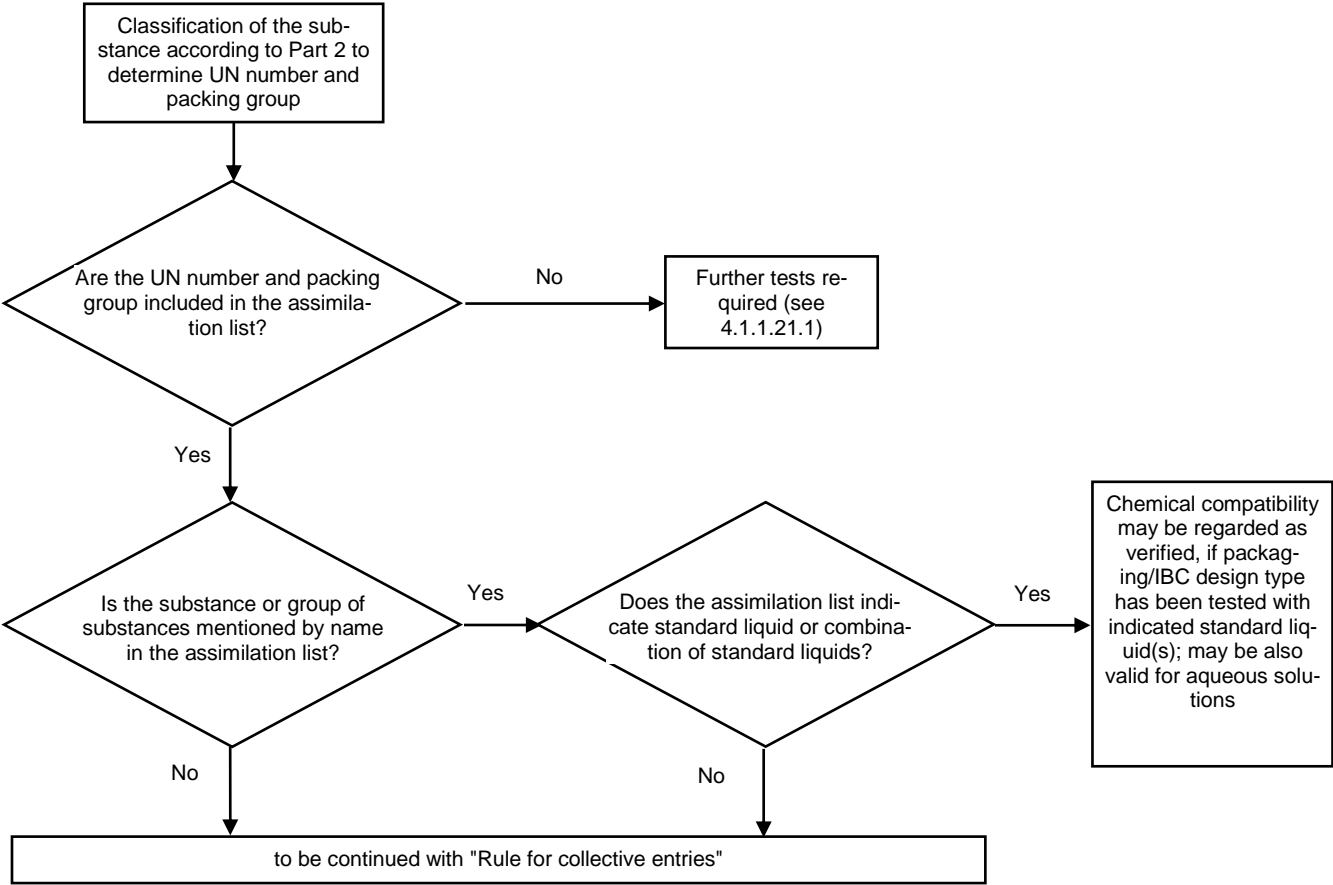
All components of a filling substance, which may be a solution, mixture or preparation, such as wetting agents in detergents and disinfectants, irrespective of whether dangerous or non-dangerous, shall be included in the assimilation procedure.

4.1.1.21.3 Assimilation procedure

The following steps shall be taken to assign filling substances to listed substances or groups of substances in Table 4.1.1.21.6 (see also scheme in Figure 4.1.1.21.1):

- Classify the filling substance in accordance with the procedures and criteria of Part 2 (determination of the UN number and packing group);
- If it is included there, go to the UN number in column (1) of Table 4.1.1.21.6;
- Select the line that corresponds in terms of packing group, concentration, flashpoint, the presence of non-dangerous components etc. by means of the information given in columns (2a), (2b) and (4), if there is more than one entry for this UN number.
If this is not possible, the chemical compatibility shall be verified in accordance with 6.1.5.2.5 or 6.1.5.2.7 for packagings, and in accordance with 6.5.6.3.3 or 6.5.6.3.6 for IBCs (however, in the case of aqueous solutions, see 4.1.1.21.4);
- If the UN number and packing group of the filling substance determined in accordance with (a) is not included in the assimilation list, the chemical compatibility shall be proved in accordance with 6.1.5.2.5 or 6.1.5.2.7 for packagings, and in accordance with 6.5.6.3.3 or 6.5.6.3.6 for IBCs;
- Apply the "Rule for collective entries", as described in 4.1.1.21.5, if this is indicated in column (5) of the selected line;
- The chemical compatibility of the filling substance may be regarded as verified taking into account 4.1.1.21.1 and 4.1.1.21.2, if a standard liquid or a combination of standard liquids is assimilated in column (5) and the design type is approved for that/those standard liquid(s).

Figure 4.1.1.21.1: Scheme for the assimilation of filling substances to standard liquids



4.1.1.21.4 Aqueous solutions

Aqueous solutions of substances and groups of substances assimilated to specific standard liquid(s) in accordance with 4.1.1.21.3 may also be assimilated to that (those) standard liquid(s) provided the following conditions are met:

- (a) the aqueous solution can be assigned to the same UN number as the listed substance in accordance with the criteria of 2.1.3.3, and
- (b) the aqueous solution is not specifically mentioned by name otherwise in the assimilation list in 4.1.1.21.6, and
- (c) no chemical reaction is taking place between the dangerous substance and the solvent water.

Example: Aqueous solutions of UN 1120 tert-Butanol:

- *Pure tert-Butanol itself is assigned to the standard liquid "acetic acid" in the assimilation list.*
- *Aqueous solutions of tert-Butanol can be classified under the entry UN 1120 BUTANOLS in accordance with 2.1.3.3, because the aqueous solution of tert-Butanol does not differ from the entries of the pure substances relating to the class, the packing group(s) and the physical state. Furthermore, the entry "1120 BUTANOLS" is not explicitly limited to the pure substances, and aqueous solutions of these substances are not specifically mentioned by name otherwise in Table A of Chapter 3.2 as well as in the assimilation list.*
- *UN 1120 BUTANOLS do not react with water under normal conditions of carriage.*

As a consequence, aqueous solutions of UN 1120 tert-Butanol may be assigned to the standard liquid "acetic acid".

4.1.1.21.5 Rule for collective entries

For the assimilation of filling substances for which "Rule for collective entries" is indicated in column (5), the following steps shall be taken and conditions be met (see also scheme in Figure 4.1.1.21.2):

- (a) Perform the assimilation procedure for each dangerous component of the solution, mixture or preparation in accordance with 4.1.1.21.3 taking into account the conditions in 4.1.1.21.2. In the case of generic entries, components may be neglected, that are known to have no damaging effect on high density polyethylene (e.g. solid pigments in UN 1263 PAINT or PAINT RELATED MATERIAL);
- (b) A solution, mixture or preparation cannot be assimilated to a standard liquid, if:
 - (i) the UN number and packing group of one or more of the dangerous components does not appear in the assimilation list; or
 - (ii) "Rule for collective entries" is indicated in column (5) of the assimilation list for one or more of the dangerous components; or
 - (iii) (with the exception of UN 2059 NITROCELLULOSE SOLUTION, FLAMMABLE) the classification code of one or more of its dangerous components differs from that of the solution, mixture or preparation.
- (c) If all dangerous components are listed in the assimilation list, and its classification codes are in accordance with the classification code of the solution, mixture or preparation itself, and all dangerous components are assimilated to the same standard liquid or combination of standard liquids in column (5), the chemical compatibility of the solution, mixture or preparation may be regarded as verified taking into account 4.1.1.21.1 and 4.1.1.21.2;
- (d) If all dangerous components are listed in the assimilation list and its classification codes are in accordance with the classification code of the solution, mixture or preparation itself, but different standard liquids are indicated in column (5), the chemical compatibility may only be regarded as verified for the following combinations of standard liquids taking into account 4.1.1.21.1 and 4.1.1.21.2:
 - (i) water/nitric acid 55%; with the exception of inorganic acids with classification code C1, which are assigned to standard liquid "water";
 - (ii) water/wetting solution;
 - (iii) water/acetic acid;
 - (iv) water/mixture of hydrocarbons;
 - (v) water/n-butyl acetate – n-butyl acetate-saturated wetting solution.
- (e) In the context of this rule, chemical compatibility is not regarded as verified for other combinations of standard liquids than those specified in (d) and for all cases specified in (b). In such cases the chemical compatibility shall be verified by other means (see 4.1.1.21.3 (d)).

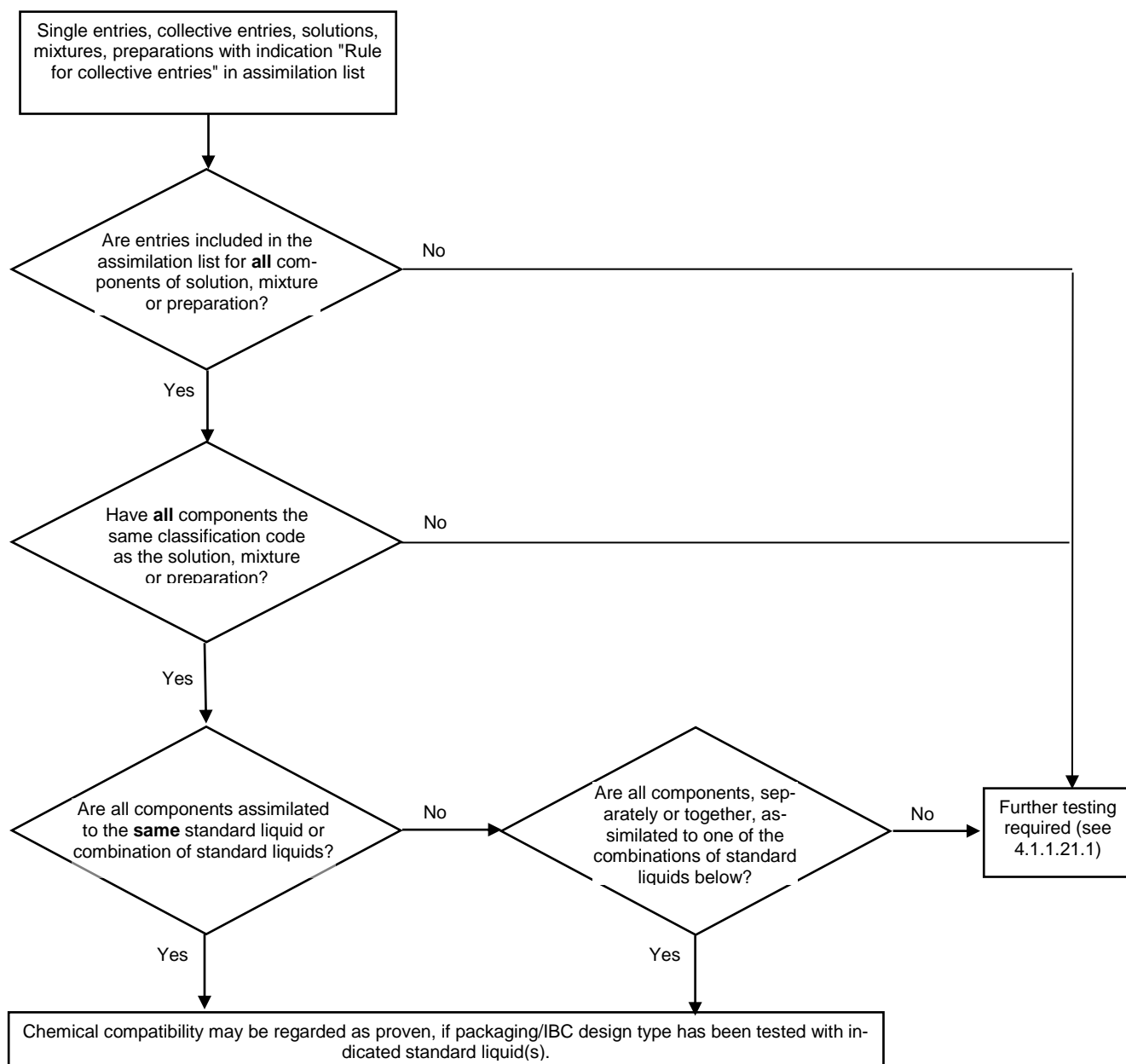
Example 1: Mixture of UN 1940 THIOGLYCOLIC ACID (50%) and UN 2531 METHACRYLIC ACID, STABILIZED (50%); classification of the mixture: UN 3265 CORROSIVE LIQUID, ACIDIC, ORGANIC, N.O.S

- *Both the UN numbers of the components and the UN number of the mixture are included in the assimilation list;*
- *Both the components and the mixture have the same classification code: C3;*
- *UN 1940 THIOGLYCOLIC ACID is assimilated to standard liquid "acetic acid", and UN 2531 METHACRYLIC ACID, STABILIZED is assimilated to standard liquid "n-butyl acetate/n-butyl acetate-saturated wetting solution". According to paragraph (d) this is not an acceptable combination of standard liquids. The chemical compatibility of the mixture has to be verified by other means.*

Example 2: Mixture of UN 1793 ISOPROPYL ACID PHOSPHATE (50%) and UN 1803 PHENOLSULPHONIC ACID, LIQUID (50%); classification of the mixture: UN 3265 CORROSIVE LIQUID, ACIDIC, ORGANIC, N.O.S.

- *Both the UN numbers of the components and the UN number of the mixture are included in the assimilation list;*
- *Both the components and the mixture have the same classification code: C3;*
- *UN 1793 ISOPROPYL ACID PHOSPHATE is assimilated to standard liquid "wetting solution", and UN 1803 PHENOLSULPHONIC ACID, LIQUID is assimilated to standard liquid "water". According to paragraph (d) this is one of the acceptable combinations of standard liquids. As a consequence the chemical compatibility may be regarded as verified for this mixture, provided the packaging design type is approved for the standard liquids "wetting solution" and "water".*

Figure 4.1.1.21.2: Scheme "Rules for collective entries"



Acceptable combinations of standard liquids:

- water/nitric acid (55%), with the exception of inorganic acids of classification code C1 which are assigned to standard liquid "water";
- water/wetting solution;
- water/acetic acid;
- water/mixture of hydrocarbons;
- water/n-butyl acetate – n-butyl acetate saturated wetting solution

4.1.1.21.6 Assimilation list

In the following table (assimilation list) dangerous substances are listed in the numerical order of their UN numbers. As a rule, each line deals with a dangerous substance, single entry or collective entry covered by a specific UN number. However, several consecutive lines may be used for the same UN number, if substances belonging to the same UN number have different names (e.g. individual isomers of a group of substances), different chemical properties, different physical properties and/or different transport conditions. In such cases the single entry or collective entry within the particular packing group is the last one of such consecutive lines.

Columns (1) to (4) of Table 4.1.1.21.6, following a structure similar to that of Table A of Chapter 3.2, are used to identify the substance for the purpose of this sub-section. The last column indicates the standard liquid(s) to which the substance can be assimilated.

Explanatory notes for each column:

Column (1) UN No.

Contains the UN number

- of the dangerous substance, if the substance has been assigned its own specific UN number, or
- of the collective entry to which dangerous substances not listed by name have been assigned in accordance with the criteria ("decision trees") of Part 2.

Column (2a) Proper shipping name or technical name

Contains the name of the substance, the name of the single entry, which may cover various isomers, or the name of the collective entry itself.

The indicated name can deviate from the applicable proper shipping name.

Column (2b) Description

Contains a descriptive text to clarify the scope of the entry in those cases when the classification, the transport conditions and/or the chemical compatibility of the substance may be variable.

Column (3a) Class

Contains the number of the class, whose heading covers the dangerous substance. This class number is assigned in accordance with the procedures and criteria of Part 2.

Column (3b) Classification code

Contains the classification code of the dangerous substance in accordance with the procedures and criteria of Part 2.

Column (4) Packing group

Contains the packing group number(s) (I, II or III) assigned to the dangerous substance. These packing group numbers are assigned in accordance with the procedures and criteria of Part 2. Certain substances are not assigned to packing groups.

Column (5) Standard liquid

This column indicates, as definite information, either a standard liquid or a combination of standard liquids to which the substance can be assimilated, or a reference to the rule for collective entries in 4.1.1.21.5.

Table 4.1.1.21.6: Assimilation list

UN No.	Proper shipping name or technical name	Description	Class	Classification code	Packing group	Standard liquid
(1)	3.1.2 (2a)	3.1.2 (2b)	2.2 (3a)	2.2 (3b)	2.1.1.3 (4)	(5)
1090	Acetone		3	F1	II	Mixture of hydrocarbons Remark: applicable only, if it is proved that the permeability of the substance out of the package intended for carriage has an acceptable level
1093	Acrylonitrile, stabilized		3	FT1	I	n-Butyl acetate/ n-butyl acetate-saturated wetting solution
1104	Amyl acetates	pure isomers and isomeric mixture	3	F1	III	n-Butyl acetate/ n-butyl acetate-saturated wetting solution
1105	Pentanol	pure isomers and isomeric mixture	3	F1	II/III	n-Butyl acetate/ n-butyl acetate-saturated wetting solution
1106	Amylamines	pure isomers and isomeric mixture	3	FC	II/III	Mixture of hydrocarbons and wetting solution
1109	Amyl formates	pure isomers and isomeric mixture	3	F1	III	n-Butyl acetate/ n-butyl acetate-saturated wetting solution
1120	Butanol	pure isomers and isomeric mixture	3	F1	II/III	Acetic acid
1123	Butyl acetates	pure isomers and isomeric mixture	3	F1	II/III	n-Butyl acetate/ n-butyl acetate-saturated wetting solution
1125	n-Butylamine		3	FC	II	Mixture of hydrocarbons and wetting solution
1128	n-Butyl formate		3	F1	II	n-Butyl acetate/ n-butyl acetate-saturated wetting solution
1129	Butyraldehyde		3	F1	II	Mixture of hydrocarbons
1133	Adhesives	containing flammable liquid	3	F1	I/II/III	Rule for collective entries
1139	Coating solution	includes surface treatments or coatings used for industrial or other purposes such as vehicle under coating, drum or barrel lining	3	F1	I/II/III	Rule for collective entries
1145	Cyclohexane		3	F1	II	Mixture of hydrocarbons
1146	Cyclopentane		3	F1	II	Mixture of hydrocarbons
1153	Ethylene glycol diethyl ether		3	F1	III	n-Butyl acetate/ n-butyl acetate-saturated wetting solution and mixture of hydrocarbons
1154	Diethylamine		3	FC	II	Mixture of hydrocarbons and wetting solution
1158	Diisopropylamine		3	FC	II	Mixture of hydrocarbons and wetting solution
1160	Dimethylamine aqueous solution		3	FC	II	Mixture of hydrocarbons and wetting solution
1165	Dioxane		3	F1	II	Mixture of hydrocarbons
1169	Extracts, aromatic, liquid		3	F1	II/III	Rule for collective entries

UN No.	Proper shipping name or technical name	Description	Class	Classification code	Packing group	Standard liquid
	3.1.2	3.1.2	2.2	2.2	2.1.1.3	
(1)	(2a)	(2b)	(3a)	(3b)	(4)	(5)
1170	Ethanol or Ethanol solution	aqueous solution	3	F1	II/III	Acetic acid
1171	Ethylene glycol monoethyl ether		3	F1	III	n-Butyl acetate/ n-butyl acetate-saturated wetting solution and mixture of hydrocarbons
1172	Ethylene glycol monoethyl ether acetate		3	F1	III	n-Butyl acetate/ n-butyl acetate-saturated wetting solution and mixture of hydrocarbons
1173	Ethyl acetate		3	F1	II	n-Butyl acetate/ n-butyl acetate-saturated wetting solution
1177	2-Ethylbutyl acetate		3	F1	III	n-Butyl acetate/ n-butyl acetate-saturated wetting solution
1178	2-Ethylbutyraldehyde		3	F1	II	Mixture of hydrocarbons
1180	Ethyl butyrate		3	F1	III	n-Butyl acetate/ n-butyl acetate-saturated wetting solution
1188	Ethylene glycol monomethyl ether		3	F1	III	n-Butyl acetate/ n-butyl acetate-saturated wetting solution and mixture of hydrocarbons
1189	Ethylene glycol monomethyl ether acetate		3	F1	III	n-Butyl acetate/ n-butyl acetate-saturated wetting solution and mixture of hydrocarbons
1190	Ethyl formate		3	F1	II	n-Butyl acetate/ n-butyl acetate-saturated wetting solution
1191	Octyl aldehydes	pure isomers and isomeric mixture	3	F1	III	Mixture of hydrocarbons
1192	Ethyl lactate		3	F1	III	n-Butyl acetate/ n-butyl acetate-saturated wetting solution
1195	Ethyl propionate		3	F1	II	n-Butyl acetate/ n-butyl acetate-saturated wetting solution
1197	Extracts, flavouring, liquid		3	F1	II/III	Rule for collective entries
1198	Formaldehyde solution, flammable	aqueous solution, flashpoint between 23 °C and 60 °C	3	FC	III	Acetic acid
1202	Diesel fuel	complying with EN 590:2013 + A1:2017 or with a flashpoint not more than 100 °C	3	F1	III	Mixture of hydrocarbons
1202	Gas oil	flashpoint not more than 100 °C	3	F1	III	Mixture of hydrocarbons
1202	Heating oil, light	extra light	3	F1	III	Mixture of hydrocarbons
1202	Heating oil, light	complying with EN 590:2013 + A1:2017 or with a flashpoint not more than 100 °C	3	F1	III	Mixture of hydrocarbons
1203	Motor spirit or gasoline or petrol		3	F1	II	Mixture of hydrocarbons
1206	Heptanes	pure isomers and isomeric mixture	3	F1	II	Mixture of hydrocarbons

UN No.	Proper shipping name or technical name	Description	Class	Classification code	Packing group	Standard liquid
	3.1.2	3.1.2	2.2	2.2	2.1.1.3	
(1)	(2a)	(2b)	(3a)	(3b)	(4)	(5)
1207	Hexaldehyde	n-Hexaldehyde	3	F1	III	Mixture of hydrocarbons
1208	Hexanes	pure isomers and isomeric mixture	3	F1	II	Mixture of hydrocarbons
1210	Printing ink or Printing ink related material	flammable, including printing ink thinning or reducing compound	3	F1	I/II/III	Rule for collective entries
1212	Isobutanol		3	F1	III	Acetic acid
1213	Isobutyl acetate		3	F1	II	n-Butyl acetate/ n-butyl acetate-saturated wetting solution
1214	Isobutylamine		3	FC	II	Mixture of hydrocarbons and wetting solution
1216	Isooctenes	pure isomers and isomeric mixture	3	F1	II	Mixture of hydrocarbons
1219	Isopropanol		3	F1	II	Acetic acid
1220	Isopropyl acetate		3	F1	II	n-Butyl acetate/ n-butyl acetate-saturated wetting solution
1221	Isopropylamine		3	FC	I	Mixture of hydrocarbons and wetting solution
1223	Kerosene		3	F1	III	Mixture of hydrocarbons
1224	3,3-Dimethyl-2-butanone		3	F1	II	Mixture of hydrocarbons
1224	Ketones, liquid, n.o.s.		3	F1	II/III	Rule for collective entries
1230	Methanol		3	FT1	II	Acetic acid
1231	Methyl acetate		3	F1	II	n-Butyl acetate/ n-butyl acetate-saturated wetting solution
1233	Methylamyl acetate		3	F1	III	n-Butyl acetate/ n-butyl acetate-saturated wetting solution
1235	Methylamine, aqueous solution		3	FC	II	Mixture of hydrocarbons and wetting solution
1237	Methyl butyrate		3	F1	II	n-Butyl acetate/ n-butyl acetate-saturated wetting solution
1247	Methyl methacrylate monomer, stabilized		3	F1	II	n-Butyl acetate/ n-butyl acetate-saturated wetting solution
1248	Methyl propionate		3	F1	II	n-Butyl acetate/ n-butyl acetate-saturated wetting solution
1262	Octanes	pure isomers and isomeric mixture	3	F1	II	Mixture of hydrocarbons
1263	Paint or Paint related material	including paint, lacquer, enamel, stain, shellac, varnish, polish, liquid filler and liquid lacquer base or including paint thinning and reducing compound	3	F1	I/II/III	Rule for collective entries
1265	Pentanes	n-Pentane	3	F1	II	Mixture of hydrocarbons
1266	Perfumery products	with flammable solvents	3	F1	II/III	Rule for collective entries
1268	Coal tar naphtha	vapour pressure at 50 °C not more than 110 kPa	3	F1	II	Mixture of hydrocarbons
1268	Petroleum distillates, n.o.s. or Petroleum products, n.o.s.		3	F1	I/II/III	Rule for collective entries

UN No.	Proper shipping name or technical name	Description	Class	Classification code	Packing group	Standard liquid
	3.1.2	3.1.2	2.2	2.2	2.1.1.3	
(1)	(2a)	(2b)	(3a)	(3b)	(4)	(5)
1274	n-Propanol		3	F1	II/III	Acetic acid
1275	Propionaldehyde		3	F1	II	Mixture of hydrocarbons
1276	n-Propyl acetate		3	F1	II	n-Butyl acetate/ n-butyl acetate-saturated wetting solution
1277	Propylamine	n-Propylamine	3	FC	II	Mixture of hydrocarbons and wetting solution
1281	Propyl formates	pure isomers and iso- meric mixture	3	F1	II	n-Butyl acetate/ n-butyl acetate-saturated wetting solution
1282	Pyridine		3	F1	II	Mixture of hydrocarbons
1286	Rosin oil		3	F1	II/III	Rule for collective entries
1287	Rubber solution		3	F1	II/III	Rule for collective entries
1296	Triethylamine		3	FC	II	Mixture of hydrocarbons and wetting solution
1297	Trimethylamine, aqueous solution	not more than 50% tri- methylamine, by mass	3	FC	I/II/III	Mixture of hydrocarbons and wetting solution
1301	Vinyl acetate, stabilized		3	F1	II	n-Butyl acetate/ n-butyl acetate-saturated wetting solution
1306	Wood preservatives, liquid		3	F1	II/III	Rule for collective entries
1547	Aniline		6.1	T1	II	Acetic acid
1590	Dichloroanilines, liquid	pure isomers and iso- meric mixture	6.1	T1	II	Acetic acid
1602	Dye, liquid, toxic, n.o.s. or Dye intermediate, liquid, toxic, n.o.s.		6.1	T1	I/II/III	Rule for collective entries
1604	Ethylenediamine		8	CF1	II	Mixture of hydrocarbons and wetting solution
1715	Acetic anhydride		8	CF1	II	Acetic acid
1717	Acetyl chloride		3	FC	II	n-Butyl acetate/ n-butyl acetate-saturated wetting solution
1718	Butyl acid phosphate		8	C3	III	Wetting solution
1719	Hydrogen sulphide	aqueous solution	8	C5	III	Acetic acid
1719	Caustic alkali liquid, n.o.s.	inorganic	8	C5	II/III	Rule for collective entries
1730	Antimony pentachloride, liquid	pure	8	C1	II	Water
1736	Benzoyl chloride		8	C3	II	Mixture of hydrocarbons and wetting solution
1750	Chloroacetic acid solution	aqueous solution	6.1	TC1	II	Acetic acid
1750	Chloroacetic acid solution	mixtures of mono- and dichloroacetic acid	6.1	TC1	II	Acetic acid
1752	Chloroacetyl chloride		6.1	TC1	I	n-Butyl acetate/ n-butyl acetate-saturated wetting solution
1755	Chromic acid solution	aqueous solution with not more than 30% chromic acid	8	C1	II/III	Nitric acid
1760	Cyanamide	aqueous solution with not more than 50% cy- anamide	8	C9	II	Water
1760	O,O-Diethyl-dithiophosphoric acid		8	C9	II	n-Butyl acetate/ n-butyl acetate-saturated wetting solution

UN No.	Proper shipping name or technical name	Description	Class	Classification code	Packing group	Standard liquid
	3.1.2	3.1.2	2.2	2.2	2.1.1.3	
(1)	(2a)	(2b)	(3a)	(3b)	(4)	(5)
1760	O,O-Diisopropyl-dithiophosphoric acid		8	C9	II	n-Butyl acetate/ n-butyl acetate-saturated wetting solution
1760	O,O-Di-n-propyl-dithiophosphoric acid		8	C9	II	n-Butyl acetate/ n-butyl acetate-saturated wetting solution
1760	Corrosive liquid, n.o.s.	flashpoint more than 60 °C	8	C9	I/II/III	Rule for collective entries
1761	Cupriethylenediamine solution	aqueous solution	8	CT1	II/III	Mixture of hydrocarbons and wetting solution
1764	Dichloroacetic acid		8	C3	II	Acetic acid
1775	Fluoroboric acid	aqueous solution with not more than 50% fluoroboric acid	8	C1	II	Water
1778	Fluorosilicic acid		8	C1	II	Water
1779	Formic acid	with more than 85% acid by mass	8	C3	II	Acetic acid
1783	Hexamethylenediamine solution	aqueous solution	8	C7	II/III	Mixture of hydrocarbons and wetting solution
1787	Hydriodic acid	aqueous solution	8	C1	II/III	Water
1788	Hydrobromic acid	aqueous solution	8	C1	II/III	Water
1789	Hydrochloric acid	not more than 38% aqueous solution	8	C1	II/III	Water
1790	Hydrofluoric acid	with not more than 60% hydrofluoric acid	8	CT1	II	Water the permissible period of use: not more than 2 years
1791	Hypochlorite solution	aqueous solution, containing wetting agents as customary in trade	8	C9	II/III	Nitric acid and wetting solution(*)
1791	Hypochlorite solution	aqueous solution	8	C9	II/III	Nitric acid (*)
(*) For UN 1791: Test to be carried out only with vent. If the test is carried out with nitric acid as the standard liquid, an acid-resistant vent and gasket shall be used. If the test is carried out with hypochlorite solutions themselves, vents and gaskets of the same design type, resistant to hypochlorite (e.g. of silicone rubber) but not resistant to nitric acid, are also permitted.						
1793	Isopropyl acid phosphate		8	C3	III	Wetting solution
1802	Perchloric acid	aqueous solution with not more than 50% acid, by mass	8	CO1	II	Water
1803	Phenolsulphonic acid, liquid	isomeric mixture	8	C3	II	Water
1805	Phosphoric acid, solution		8	C1	III	Water
1814	Potassium hydroxide solution	aqueous solution	8	C5	II/III	Water
1824	Sodium hydroxide solution	aqueous solution	8	C5	II/III	Water
1830	Sulphuric acid	with more than 51% pure acid	8	C1	II	Water
1832	Sulphuric acid, spent	chemical stable	8	C1	II	Water
1833	Sulphurous acid		8	C1	II	Water
1835	Tetramethylammonium hydroxide, solution	aqueous solution, flashpoint more than 60 °C	8	C7	II	Water
1840	Zinc chloride solution	aqueous solution	8	C1	III	Water
1848	Propionic acid	with not less than 10% and less than 90% acid by mass	8	C3	III	n-Butyl acetate/ n-butyl acetate-saturated wetting solution
1862	Ethyl crotonate		3	F1	II	n-Butyl acetate/ n-butyl acetate-saturated wetting solution

UN No.	Proper shipping name or technical name	Description	Class	Classification code	Packing group	Standard liquid
	3.1.2	3.1.2	2.2	2.2	2.1.1.3	
(1)	(2a)	(2b)	(3a)	(3b)	(4)	(5)
1863	Fuel, aviation, turbine engine		3	F1	I/II/III	Mixture of hydrocarbons
1866	Resin solution	flammable	3	F1	I/II/III	Rule for collective entries
1902	Diisooctyl acid phosphate		8	C3	III	Wetting solution
1906	Sludge acid		8	C1	II	Nitric acid
1908	Chlorite solution	aqueous solution	8	C9	II/III	Acetic acid
1914	Butyl propionates		3	F1	III	n-Butyl acetate/ n-butyl acetate-saturated wetting solution
1915	Cyclohexanone		3	F1	III	Mixture of hydrocarbons
1917	Ethyl acrylate, stabilized		3	F1	II	n-Butyl acetate/ n-butyl acetate-saturated wetting solution
1919	Methyl acrylate, stabilized		3	F1	II	n-Butyl acetate/ n-butyl acetate-saturated wetting solution
1920	Nonanes	pure isomers and isomeric mixture, flashpoint between 23 °C and 60 °C	3	F1	III	Mixture of hydrocarbons
1935	Cyanide solution, n.o.s.	inorganic	6.1	T4	I/II/III	Water
1940	Thioglycolic acid		8	C3	II	Acetic acid
1986	Alcohols, flammable, toxic, n.o.s.		3	FT1	I/II/III	Rule for collective entries
1987	Cyclohexanol	technical pure	3	F1	III	Acetic acid
1987	Alcohols, n.o.s.		3	F1	II/III	Rule for collective entries
1988	Aldehydes, flammable, toxic, n.o.s.		3	FT1	I/II/III	Rule for collective entries
1989	Aldehydes, n.o.s.		3	F1	I/II/III	Rule for collective entries
1992	2,6-cis-Dimethyl-morpholine		3	FT1	III	Mixture of hydrocarbons
1992	Flammable liquid, toxic, n.o.s.		3	FT1	I/II/III	Rule for collective entries
1993	Propionic acid vinyl ester		3	F1	II	n-Butyl acetate/ n-butyl acetate-saturated wetting solution
1993	(1-Methoxy-2-propyl) acetate		3	F1	III	n-Butyl acetate/ n-butyl acetate-saturated wetting solution
1993	Flammable liquid, n.o.s.		3	F1	I/II/III	Rule for collective entries
2014	Hydrogen peroxide, aqueous solution	with not less than 20% but not more than 60% hydrogen peroxide, stabilized as necessary	5.1	OC1	II	Nitric acid
2022	Cresylic acid	liquid mixture containing cresols, xylenols and methyl phenols	6.1	TC1	II	Acetic acid
2030	Hydrazine aqueous solution	with not less than 37% but not more than 64% hydrazine, by mass	8	CT1	II	Water
2030	Hydrazine hydrate	aqueous solution with 64% hydrazine	8	CT1	II	Water
2031	Nitric acid	other than red fuming, with not more than 55% pure acid	8	CO1	II	Nitric acid
2045	Isobutyraldehyde		3	F1	II	Mixture of hydrocarbons
2050	Diisobutylene isomeric compounds		3	F1	II	Mixture of hydrocarbons
2053	Methyl isobutyl carbinol		3	F1	III	Acetic acid
2054	Morpholine		8	CF1	I	Mixture of hydrocarbons
2057	Tripropylene		3	F1	II/III	Mixture of hydrocarbons

UN No.	Proper shipping name or technical name	Description	Class	Classification code	Packing group	Standard liquid
	3.1.2	3.1.2	2.2	2.2	2.1.1.3	
(1)	(2a)	(2b)	(3a)	(3b)	(4)	(5)
2058	Valeraldehyde	pure isomers and isomeric mixture	3	F1	II	Mixture of hydrocarbons
2059	Nitrocellulose solution, flammable		3	D	I/II/III	Rule for collective entries: Deviating from the general procedure this rule may be applied to solvents of classification code F1
2075	Chloral, anhydrous, stabilized		6.1	T1	II	Wetting solution
2076	Cresols, liquid	pure isomers and isomeric mixture	6.1	TC1	II	Acetic acid
2078	Toluene diisocyanate	liquid	6.1	T1	II	n-Butyl acetate/ n-butyl acetate-saturated wetting solution
2079	Diethylenetriamine		8	C7	II	Mixture of hydrocarbons
2209	Formaldehyde solution	aqueous solution with 37% Form-aldehyde, methanol content: 8-10%	8	C9	III	Acetic acid
2209	Formaldehyde solution	aqueous solution, with not less than 25% formaldehyde	8	C9	III	Water
2218	Acrylic acid, stabilized		8	CF1	II	n-Butyl acetate/ n-butyl acetate-saturated wetting solution
2227	n-Butyl methacrylate, stabilized		3	F1	III	n-Butyl acetate/ n-butyl acetate-saturated wetting solution
2235	Chlorobenzyl chlorides, liquid	para-Chlorobenzyl chloride	6.1	T2	III	Mixture of hydrocarbons
2241	Cycloheptane		3	F1	II	Mixture of hydrocarbons
2242	Cycloheptene		3	F1	II	Mixture of hydrocarbons
2243	Cyclohexyl acetate		3	F1	III	n-Butyl acetate/ n-butyl acetate-saturated wetting solution
2244	Cyclopentanol		3	F1	III	Acetic acid
2245	Cyclopentanone		3	F1	III	Mixture of hydrocarbons
2247	n-Decane		3	F1	III	Mixture of hydrocarbons
2248	Di-n-butylamine		8	CF1	II	Mixture of hydrocarbons
2258	1,2-Propylenediamine		8	CF1	II	Mixture of hydrocarbons and wetting solution
2259	Triethylenetetramine		8	C7	II	Water
2260	Tripropylamine		3	FC	III	Mixture of hydrocarbons and wetting solution
2263	Dimethylcyclohexanes	pure isomers and isomeric mixture	3	F1	II	Mixture of hydrocarbons
2264	N,N-Dimethyl-cyclohexylamine		8	CF1	II	Mixture of hydrocarbons and wetting solution
2265	N,N-Dimethyl-formamide		3	F1	III	n-Butyl acetate/ n-butyl acetate-saturated wetting solution
2266	Dimethyl-N-propylamine		3	FC	II	Mixture of hydrocarbons and wetting solution
2269	3,3'-Imino-dipropylamine		8	C7	III	Mixture of hydrocarbons and wetting solution

UN No.	Proper shipping name or technical name	Description	Class	Classification code	Packing group	Standard liquid
	3.1.2	3.1.2	2.2	2.2	2.1.1.3	
(1)	(2a)	(2b)	(3a)	(3b)	(4)	(5)
2270	Ethylamine, aqueous solution	with not less than 50% but not more than 70% ethylamine, flashpoint below 23 °C, corrosive or slightly corrosive	3	FC	II	Mixture of hydrocarbons and wetting solution
2275	2-Ethylbutanol		3	F1	III	n-Butyl acetate/ n-butyl acetate-saturated wetting solution
2276	2-Ethylhexylamine		3	FC	III	Mixture of hydrocarbons and wetting solution
2277	Ethyl methacrylate, stabilized		3	F1	II	n-Butyl acetate/ n-butyl acetate-saturated wetting solution
2278	n-Heptene		3	F1	II	Mixture of hydrocarbons
2282	Hexanols	pure isomers and isomeric mixture	3	F1	III	n-Butyl acetate/ n-butyl acetate-saturated wetting solution
2283	Isobutyl methacrylate, stabilized		3	F1	III	n-Butyl acetate/ n-butyl acetate-saturated wetting solution
2286	Pentamethylheptane		3	F1	III	Mixture of hydrocarbons
2287	Isoheptenes		3	F1	II	Mixture of hydrocarbons
2288	Isohexenes		3	F1	II	Mixture of hydrocarbons
2289	Isophoronediamine		8	C7	III	Mixture of hydrocarbons and wetting solution
2293	4-Methoxy-4-methyl-pentan-2-one		3	F1	III	Mixture of hydrocarbons
2296	Methylcyclohexane		3	F1	II	Mixture of hydrocarbons
2297	Methylcyclohexanone	pure isomers and isomeric mixture	3	F1	III	Mixture of hydrocarbons
2298	Methylcyclopentane		3	F1	II	Mixture of hydrocarbons
2302	5-Methylhexan-2-one		3	F1	III	Mixture of hydrocarbons
2308	Nitrosylsulphuric acid, liquid		8	C1	II	Water
2309	Octadienes		3	F1	II	Mixture of hydrocarbons
2313	Picolines	pure isomers and isomeric mixture	3	F1	III	Mixture of hydrocarbons
2317	Sodium cuprocyanide solution	aqueous solution	6.1	T4	I	Water
2320	Tetraethylenepentamine		8	C7	III	Mixture of hydrocarbons and wetting solution
2324	Triisobutylene	mixture of C12-monoolefines, flashpoint between 23 °C and 60 °C	3	F1	III	Mixture of hydrocarbons
2326	Trimethylcyclohexylamine		8	C7	III	Mixture of hydrocarbons and wetting solution
2327	Trimethylhexamethylenediamines	pure isomers and isomeric mixture	8	C7	III	Mixture of hydrocarbons and wetting solution
2330	Undecane		3	F1	III	Mixture of hydrocarbons
2336	Allyl formate		3	FT1	I	n-Butyl acetate/ n-butyl acetate-saturated wetting solution
2348	Butyl acrylates, stabilized	pure isomers and isomeric mixture	3	F1	III	n-Butyl acetate/ n-butyl acetate-saturated wetting solution

UN No.	Proper shipping name or technical name	Description	Class	Classification code	Packing group	Standard liquid
	3.1.2	3.1.2	2.2	2.2	2.1.1.3	
(1)	(2a)	(2b)	(3a)	(3b)	(4)	(5)
2357	Cyclohexylamine	flashpoint between 23 °C and 60 °C	8	CF1	II	Mixture of hydrocarbons and wetting solution
2361	Diisobutylamine		3	FC	III	Mixture of hydrocarbons and wetting solution
2366	Diethyl carbonate		3	F1	III	n-Butyl acetate/ n-butyl acetate-saturated wetting solution
2367	alpha-Methylvaleraldehyde		3	F1	II	Mixture of hydrocarbons
2370	1-Hexene		3	F1	II	Mixture of hydrocarbons
2372	1,2-Di-(dimethylamino)-ethane		3	F1	II	Mixture of hydrocarbons and wetting solution
2379	1,3-Dimethylbutylamine		3	FC	II	Mixture of hydrocarbons and wetting solution
2383	Dipropylamine		3	FC	II	Mixture of hydrocarbons and wetting solution
2385	Ethyl isobutyrate		3	F1	II	n-Butyl acetate/ n-butyl acetate-saturated wetting solution
2393	Isobutyl formate		3	F1	II	n-Butyl acetate/ n-butyl acetate-saturated wetting solution
2394	Isobutyl propionate	flashpoint between 23 °C and 60 °C	3	F1	III	n-Butyl acetate/ n-butyl acetate-saturated wetting solution
2396	Methacrylaldehyde, stabilized		3	FT1	II	Mixture of hydrocarbons
2400	Methyl isovalerate		3	F1	II	n-Butyl acetate/ n-butyl acetate-saturated wetting solution
2401	Piperidine		8	CF1	I	Mixture of hydrocarbons and wetting solution
2403	Isopropenyl acetate		3	F1	II	n-Butyl acetate/ n-butyl acetate-saturated wetting solution
2405	Isopropyl butyrate		3	F1	III	n-Butyl acetate/ n-butyl acetate-saturated wetting solution
2406	Isopropyl isobutyrate		3	F1	II	n-Butyl acetate/ n-butyl acetate-saturated wetting solution
2409	Isopropyl propionate		3	F1	II	n-Butyl acetate/ n-butyl acetate-saturated wetting solution
2410	1,2,3,6-Tetrahydropyridine		3	F1	II	Mixture of hydrocarbons
2427	Potassium chlorate, aqueous solution		5.1	O1	II/III	Water
2428	Sodium chlorate, aqueous solution		5.1	O1	II/III	Water
2429	Calcium chlorate, aqueous solution		5.1	O1	II/III	Water
2436	Thioacetic acid		3	F1	II	Acetic acid
2457	2,3-Dimethylbutane		3	F1	II	Mixture of hydrocarbons
2491	Ethanolamine		8	C7	III	Wetting solution
2491	Ethanolamine solution	aqueous solution	8	C7	III	Wetting solution

UN No.	Proper shipping name or technical name	Description	Class	Classification code	Packing group	Standard liquid
	3.1.2	3.1.2	2.2	2.2	2.1.1.3	
(1)	(2a)	(2b)	(3a)	(3b)	(4)	(5)
2496	Propionic anhydride		8	C3	III	n-Butyl acetate/ n-butyl acetate-saturated wetting solution
2524	Ethyl orthoformate		3	F1	III	n-Butyl acetate/ n-butyl acetate-saturated wetting solution
2526	Furfurylamine		3	FC	III	Mixture of hydrocarbons and wetting solution
2527	Isobutyl acrylate, stabilized		3	F1	III	n-Butyl acetate/ n-butyl acetate-saturated wetting solution
2528	Isobutyl isobutyrate		3	F1	III	n-Butyl acetate/ n-butyl acetate-saturated wetting solution
2529	Isobutyric acid		3	FC	III	n-Butyl acetate/ n-butyl acetate-saturated wetting solution
2531	Methacrylic acid, stabilized		8	C3	II	n-Butyl acetate/ n-butyl acetate-saturated wetting solution
2542	Tributylamine		6.1	T1	II	Mixture of hydrocarbons
2560	2-Methylpentan-2-ol		3	F1	III	n-Butyl acetate/ n-butyl acetate-saturated wetting solution
2564	Trichloroacetic acid solution	aqueous solution	8	C3	II/III	Acetic acid
2565	Dicyclohexylamine		8	C7	III	Mixture of hydrocarbons and wetting solution
2571	Ethylsulphuric acid		8	C3	II	n-Butyl acetate/ n-butyl acetate-saturated wetting solution
2571	Alkylsulphuric acids		8	C3	II	Rule for collective entries
2580	Aluminium bromide solution	aqueous solution	8	C1	III	Water
2581	Aluminium chloride solution	aqueous solution	8	C1	III	Water
2582	Ferric chloride solution	aqueous solution	8	C1	III	Water
2584	Methane sulphonic acid	with more than 5% free sulphuric acid	8	C1	II	Water
2584	Alkylsulphonic acids, liquid	with more than 5% free sulphuric acid	8	C1	II	n-Butyl acetate/ n-butyl acetate-saturated wetting solution
2584	Benzene sulphonic acid	with more than 5% free sulphuric acid	8	C1	II	Water
2584	Toluene sulphonic acids	with more than 5% free sulphuric acid	8	C1	II	Water
2584	Arylsulphonic acids, liquid	with more than 5% free sulphuric acid	8	C1	II	n-Butyl acetate/ n-butyl acetate-saturated wetting solution
2586	Methane sulphonic acid	with not more than 5% free sulphuric acid	8	C3	III	Water
2586	Alkylsulphonic acids, liquid	with not more than 5% free sulphuric acid	8	C3	III	n-Butyl acetate/ n-butyl acetate-saturated wetting solution
2586	Benzene sulphonic acid	with not more than 5% free sulphuric acid	8	C3	III	Water
2586	Toluene sulphonic acids	liquid, with not more than 5% free sulphuric acid	8	C3	III	Water

UN No.	Proper shipping name or technical name	Description	Class	Classification code	Packing group	Standard liquid
	3.1.2	3.1.2	2.2	2.2	2.1.1.3	
(1)	(2a)	(2b)	(3a)	(3b)	(4)	(5)
2586	Arylsulphonic acids, liquid	with not more than 5% free sulphuric acid	8	C3	III	n-Butyl acetate/ n-butyl acetate-saturated wetting solution
2610	Triallylamine		3	FC	III	Mixture of hydrocarbons and wetting solution
2614	Methallyl alcohol		3	F1	III	Acetic acid
2617	Methylcyclohexanols	pure isomers and isomeric mixture, flashpoint between 23 °C and 60 °C	3	F1	III	Acetic acid
2619	Benzyldimethylamine		8	CF1	II	Mixture of hydrocarbons and wetting solution
2620	Amyl butyrates	pure isomers and isomeric mixture, flashpoint between 23 °C and 60 °C	3	F1	III	n-Butyl acetate/ n-butyl acetate-saturated wetting solution
2622	Glycidaldehyde	flashpoint below 23 °C	3	FT1	II	Mixture of hydrocarbons
2626	Chloric acid, aqueous solution	with not more than 10% chloric acid	5.1	O1	II	Nitric acid
2656	Quinoline	flashpoint more than 60 °C	6.1	T1	III	Water
2672	Ammonia solution	relative density between 0.880 and 0.957 at 15 °C in water, with more than 10% but not more than 35% ammonia	8	C5	III	Water
2683	Ammonium sulphide solution	aqueous solution, flashpoint between 23 °C and 60 °C	8	CFT	II	Acetic acid
2684	3-Diethylaminopropylamine		3	FC	III	Mixture of hydrocarbons and wetting solution
2685	N,N-Diethylethylenediamine		8	CF1	II	Mixture of hydrocarbons and wetting solution
2693	Bisulphites, aqueous solution, n.o.s.	inorganic	8	C1	III	Water
2707	Dimethyldioxanes	pure isomers and isomeric mixture	3	F1	II/III	Mixture of hydrocarbons
2733	Amines, flammable, corrosive, n.o.s. or Polyamines, flammable, corrosive, n.o.s.		3	FC	I/II/III	Mixture of hydrocarbons and wetting solution
2734	Di-sec-butylamine		8	CF1	II	Mixture of hydrocarbons
2734	Amines, liquid, corrosive, flammable, n.o.s. or Polyamines, liquid, corrosive, flammable, n.o.s.		8	CF1	I/II	Mixture of hydrocarbons and wetting solution
2735	Amines, liquid, corrosive, n.o.s. or Polyamines, liquid, corrosive, n.o.s.		8	C7	I/II/III	Mixture of hydrocarbons and wetting solution
2739	Butyric anhydride		8	C3	III	n-Butyl acetate/ n-butyl acetate-saturated wetting solution
2789	Acetic acid, glacial or Acetic acid solution	aqueous solution, more than 80% acid, by mass	8	CF1	II	Acetic acid

UN No.	Proper shipping name or technical name	Description	Class	Classification code	Packing group	Standard liquid
	3.1.2	3.1.2	2.2	2.2	2.1.1.3	
(1)	(2a)	(2b)	(3a)	(3b)	(4)	(5)
2790	Acetic acid solution	aqueous solution, more than 10% but not more than 80% acid, by mass	8	C3	II/III	Acetic acid
2796	Sulphuric acid	with not more than 51% pure acid	8	C1	II	Water
2797	Battery fluid, alkali	Potassium/Sodium hydroxide, aqueous solution	8	C5	II	Water
2810	2-Chloro-6-fluorobenzyl chloride	stabilized	6.1	T1	III	Mixture of hydrocarbons
2810	2-Phenylethanol		6.1	T1	III	Acetic acid
2810	Ethylene glycol monohexyl ether		6.1	T1	III	Acetic acid
2810	Toxic liquid, organic, n.o.s.		6.1	T1	I/II/III	Rule for collective entries
2815	N-Aminoethylpiperazine		8	CT1	III	Mixture of hydrocarbons and wetting solution
2818	Ammonium polysulphide solution	aqueous solution	8	CT1	II/III	Acetic acid
2819	Amyl acid phosphate		8	C3	III	Wetting solution
2820	Butyric acid	n-Butyric acid	8	C3	III	n-Butyl acetate/ n-butyl acetate-saturated wetting solution
2821	Phenol solution	aqueous solution, toxic, non-alkaline	6.1	T1	II/III	Acetic acid
2829	Caproic acid	n-Caproic acid	8	C3	III	n-Butyl acetate/ n-butyl acetate-saturated wetting solution
2837	Bisulphates, aqueous solution		8	C1	II/III	Water
2838	Vinyl butyrate, stabilized		3	F1	II	n-Butyl acetate/ n-butyl acetate-saturated wetting solution
2841	Di-n-amylamine		3	FT1	III	Mixture of hydrocarbons and wetting solution
2850	Propylene tetramer	mixture of C12-monoolefines, flashpoint between 23 °C and 60 °C	3	F1	III	Mixture of hydrocarbons
2873	Dibutylaminoethanol	N,N-Di-n-butylaminoethanol	6.1	T1	III	Acetic acid
2874	Furfuryl alcohol		6.1	T1	III	Acetic acid
2920	O,O-Diethyl-dithiophosphoric acid	flashpoint between 23 °C and 60 °C	8	CF1	II	n-Butyl acetate/n-butyl acetate-saturated wetting solution
2920	O,O-Dimethyl-dithiophosphoric acid	flashpoint between 23 °C and 60 °C	8	CF1	II	Wetting solution
2920	Hydrogen bromide	33% solution in glacial acetic acid	8	CF1	II	Wetting solution
2920	Tetramethylammonium hydroxide	aqueous solution, flashpoint between 23 °C and 60 °C	8	CF1	II	Water
2920	Corrosive liquid, flammable, n.o.s.		8	CF1	I/II	Rule for collective entries
2922	Ammonium sulphide	aqueous solution, flashpoint more than 60 °C	8	CT1	II	Water
2922	Cresols	aqueous alkaline solution, mixture of sodium and potassium cresolate	8	CT1	II	Acetic acid

UN No.	Proper shipping name or technical name	Description	Class	Classification code	Packing group	Standard liquid
	3.1.2	3.1.2	2.2	2.2	2.1.1.3	
(1)	(2a)	(2b)	(3a)	(3b)	(4)	(5)
2922	Phenol	aqueous alkaline solution, mixture of sodium and potassium phenolate	8	CT1	II	Acetic acid
2922	Sodium hydrogen difluoride	aqueous solution	8	CT1	III	Water
2922	Corrosive liquid, toxic, n.o.s.		8	CT1	I/II/III	Rule for collective entries
2924	Flammable liquid, corrosive, n.o.s.	slightly corrosive	3	FC	I/II/III	Rule for collective entries
2927	Toxic liquid, corrosive, organic, n.o.s.		6.1	TC1	I/II	Rule for collective entries
2933	Methyl 2-chloropropionate		3	F1	III	n-Butyl acetate/ n-butyl acetate-saturated wetting solution
2934	Isopropyl 2-chloro-propionate		3	F1	III	n-Butyl acetate/ n-butyl acetate-saturated wetting solution
2935	Ethyl 2-chloropropionate		3	F1	III	n-Butyl acetate/ n-butyl acetate-saturated wetting solution
2936	Thiolactic acid		6.1	T1	II	Acetic acid
2941	Fluoroanilines	pure isomers and isomeric mixture	6.1	T1	III	Acetic acid
2943	Tetrahydrofurfurylamine		3	F1	III	Mixture of hydrocarbons
2945	N-Methylbutylamine		3	FC	II	Mixture of hydrocarbons and wetting solution
2946	2-Amino-5-diethylaminopentane		6.1	T1	III	Mixture of hydrocarbons and wetting solution
2947	Isopropyl chloroacetate		3	F1	III	n-Butyl acetate/ n-butyl acetate-saturated wetting solution
2984	Hydrogen peroxide, aqueous solution	with not less than 8% but less than 20% hydrogen peroxide, stabilized as necessary	5.1	O1	III	Nitric acid
3056	n-Heptaldehyde		3	F1	III	Mixture of hydrocarbons
3065	Alcoholic beverages	with more than 24% alcohol by volume	3	F1	II/III	Acetic acid
3066	Paint or Paint related material	including paint, lacquer, enamel, stain, shellac, varnish, polish, liquid filler and liquid lacquer base or including paint thinning and reducing compound	8	C9	II/III	Rule for collective entries
3079	Methacrylonitrile, stabilized		6.1	TF1	I	n-Butyl acetate/ n-butyl acetate-saturated wetting solution
3082	sec-Alcohol C ₆ -C ₁₇ poly (3-6) ethoxylate		9	M6	III	n-Butyl acetate/ n-butyl acetate-saturated wetting solution and mixture of hydrocarbons
3082	Alcohol C ₁₂ -C ₁₅ poly (1-3) ethoxylate		9	M6	III	n-Butyl acetate/ n-butyl acetate-saturated wetting solution and mixture of hydrocarbons

UN No.	Proper shipping name or technical name	Description	Class	Classification code	Packing group	Standard liquid
	3.1.2	3.1.2	2.2	2.2	2.1.1.3	
(1)	(2a)	(2b)	(3a)	(3b)	(4)	(5)
3082	Alcohol C ₁₃ -C ₁₅ poly (1-6) ethoxylate		9	M6	III	n-Butyl acetate/ n-butyl acetate-saturated wetting solution and mixture of hydrocarbons
3082	Aviation turbine fuel JP-5	flashpoint more than 60 °C	9	M6	III	Mixture of hydrocarbons
3082	Aviation turbine fuel JP-7	flashpoint more than 60 °C	9	M6	III	Mixture of hydrocarbons
3082	Coal tar	flashpoint more than 60 °C	9	M6	III	Mixture of hydrocarbons
3082	Coal tar naphtha	flashpoint more than 60 °C	9	M6	III	Mixture of hydrocarbons
3082	Creosote produced of coal tar	flashpoint more than 60 °C	9	M6	III	Mixture of hydrocarbons
3082	Creosote produced of wood tar	flashpoint more than 60 °C	9	M6	III	Mixture of hydrocarbons
3082	Cresyl diphenyl phosphate		9	M6	III	Wetting solution
3082	Decyl acrylate		9	M6	III	n-Butyl acetate/ n-butyl acetate-saturated wetting solution and mixture of hydrocarbons
3082	Diisobutyl phthalate		9	M6	III	n-Butyl acetate/ n-butyl acetate-saturated wetting solution and mixture of hydrocarbons
3082	Di-n-butyl phthalate		9	M6	III	n-Butyl acetate/ n-butyl acetate-saturated wetting solution and mixture of hydrocarbons
3082	Hydrocarbons	liquid, flashpoint more than 60 °C, environmentally hazardous	9	M6	III	Rule for collective entries
3082	Isodecyl diphenyl phosphate		9	M6	III	Wetting solution
3082	Methylnaphthalenes	isomeric mixture, liquid	9	M6	III	Mixture of hydrocarbons
3082	Triaryl phosphates	n.o.s.	9	M6	III	Wetting solution
3082	Tricresyl phosphate	with not more than 3% ortho-isomer	9	M6	III	Wetting solution
3082	Trixylenyl phosphate		9	M6	III	Wetting solution
3082	Zinc alkyl dithiophosphate	C3-C14	9	M6	III	Wetting solution
3082	Zinc aryl dithiophosphate	C7-C16	9	M6	III	Wetting solution
3082	Environmentally hazardous substance, liquid, n.o.s.		9	M6	III	Rule for collective entries
3099	Oxidizing liquid, toxic, n.o.s.		5.1	OT1	I/II/III	Rule for collective entries
3101 3103 3105 3107 3109 3111 3113 3115 3117 3119	Organic Peroxide, Type B, C, D, E or F, liquid or Organic Peroxide, Type B, C, D, E or F, liquid, temperature controlled		5.2	P1		n-Butyl acetate/ n-butyl acetate-saturated wetting solution and mixture of hydrocarbons and nitric acid(**)
(**) For UN Nos. 3101, 3103, 3105, 3107, 3109, 3111, 3113, 3115, 3117, 3119 (tert-butyl hydroperoxide with more than 40 % peroxide content and peroxyacetic acids are excluded):						

UN No.	Proper shipping name or technical name	Description	Class	Classification code	Packing group	Standard liquid
	3.1.2	3.1.2	2.2	2.2	2.1.1.3	
(1)	(2a)	(2b)	(3a)	(3b)	(4)	(5)
<p>All organic peroxides in a technically pure form or in solution in solvents which, as far as their compatibility is concerned, are covered by the standard liquid "mixture of hydrocarbons" in this list. Compatibility of vents and gaskets with organic peroxides may be verified, also independently of the design type test, by laboratory tests with nitric acid.</p> <p>Organic peroxides of UN Nos 3111, 3113, 3115, 3117 and 3119 are not accepted for carriage by rail.</p>						
3145	Butylphenols	liquid, n.o.s.	8	C3	I/II/III	Acetic acid
3145	Alkylphenols, liquid, n.o.s.	including C2 to C12 homologues	8	C3	I/II/III	n-Butyl acetate/ n-butyl acetate-saturated wetting solution
3149	Hydrogen peroxide and peroxyacetic acid mixture, stabilized	with UN 2790 acetic acid, UN 2796 sulphuric acid and/or UN 1805 phosphoric acid, water and not more than 5% peroxyacetic acid	5.1	OC1	II	Wetting solution and nitric acid
3210	Chlorates, inorganic, aqueous solution, n.o.s.		5.1	O1	II/III	Water
3211	Perchlorates, inorganic, aqueous solution, n.o.s.		5.1	O1	II/III	Water
3213	Bromates, inorganic, aqueous solution, n.o.s.		5.1	O1	II/III	Water
3214	Permanganates, inorganic, aqueous solution, n.o.s.		5.1	O1	II	Water
3216	Persulphates, inorganic, aqueous solution, n.o.s.		5.1	O1	III	Wetting solution
3218	Nitrates, inorganic, aqueous solution, n.o.s.		5.1	O1	II/III	Water
3219	Nitrites, inorganic, aqueous solution, n.o.s.		5.1	O1	II/III	Water
3264	Cupric chloride	aqueous solution, slightly corrosive	8	C1	III	Water
3264	Hydroxylamine sulphate	25% aqueous solution	8	C1	III	Water
3264	Phosphorous acid	aqueous solution	8	C1	III	Water
3264	Corrosive liquid, acidic, inorganic, n.o.s.	flashpoint more than 60 °C	8	C1	I/II/III	Rule for collective entries; not applicable to mixtures having components of UN Nos.: 1830, 1832, 1906 and 2308
3265	Methoxyacetic acid		8	C3	I	n-Butyl acetate/ n-butyl acetate-saturated wetting solution
3265	Allyl succinic acid anhydride		8	C3	II	n-Butyl acetate/ n-butyl acetate-saturated wetting solution
3265	Dithioglycolic acid		8	C3	II	n-Butyl acetate/ n-butyl acetate-saturated wetting solution
3265	Butyl phosphate	mixture of mono- and di-butyl phosphate	8	C3	III	Wetting solution
3265	Caprylic acid		8	C3	III	n-Butyl acetate/ n-butyl acetate-saturated wetting solution
3265	Isovaleric acid		8	C3	III	n-Butyl acetate/ n-butyl acetate-saturated wetting solution
3265	Pelargonic acid		8	C3	III	n-Butyl acetate/ n-butyl acetate-saturated wetting solution
3265	Pyruvic acid		8	C3	III	n-Butyl acetate/ n-butyl acetate-saturated wetting solution

UN No.	Proper shipping name or technical name	Description	Class	Classification code	Packing group	Standard liquid
	3.1.2	3.1.2	2.2	2.2	2.1.1.3	
(1)	(2a)	(2b)	(3a)	(3b)	(4)	(5)
3265	Valeric acid		8	C3	III	Acetic acid
3265	Corrosive liquid, acidic, organic, n.o.s.	flashpoint more than 60 °C	8	C3	I/II/III	Rule for collective entries
3266	Sodium hydrosulphide	aqueous solution	8	C5	II	Acetic acid
3266	Sodium sulphide	aqueous solution, slightly corrosive	8	C5	III	Acetic acid
3266	Corrosive liquid, basic, inorganic, n.o.s.	flashpoint more than 60 °C	8	C5	I/II/III	Rule for collective entries
3267	2,2'-(Butylimino)-bisethanol		8	C7	II	Mixture of hydrocarbons and wetting solution
3267	Corrosive liquid, basic, organic, n.o.s.	flashpoint more than 60 °C	8	C7	I/II/III	Rule for collective entries
3271	Ethylene glycol monobutyl ether	flashpoint 60 °C	3	F1	III	Acetic acid
3271	Ether, n.o.s.		3	F1	II/III	Rule for collective entries
3272	Acrylic acid tert-butyl ester		3	F1	II	n-Butyl acetate/ n-butyl acetate-saturated wetting solution
3272	Isobutyl propionate	flashpoint below 23 °C	3	F1	II	n-Butyl acetate/ n-butyl acetate-saturated wetting solution
3272	Methyl valerate		3	F1	II	n-Butyl acetate/ n-butyl acetate-saturated wetting solution
3272	Trimethyl ortho-formate		3	F1	II	n-Butyl acetate/ n-butyl acetate-saturated wetting solution
3272	Ethyl valerate		3	F1	III	n-Butyl acetate/ n-butyl acetate-saturated wetting solution
3272	Isobutyl isovalerate		3	F1	III	n-Butyl acetate/ n-butyl acetate-saturated wetting solution
3272	n-Amyl propionate		3	F1	III	n-Butyl acetate/ n-butyl acetate-saturated wetting solution
3272	n-Butylbutyrate		3	F1	III	n-Butyl acetate/ n-butyl acetate-saturated wetting solution
3272	Methyl lactate		3	F1	III	n-Butyl acetate/ n-butyl acetate-saturated wetting solution
3272	Ester, n.o.s.		3	F1	II/III	Rule for collective entries
3287	Sodium nitrite	40% aqueous solution	6.1	T4	III	Water
3287	Toxic liquid, inorganic, n.o.s.		6.1	T4	I/II/III	Rule for collective entries
3291	Clinical waste, unspecified, n.o.s.	liquid	6.2	I3	II	Water
3293	Hydrazine, aqueous solution	with not more than 37% hydrazine, by mass	6.1	T4	III	Water
3295	Heptenes	n.o.s.	3	F1	II	Mixture of hydrocarbons
3295	Nonanes	flashpoint below 23 °C	3	F1	II	Mixture of hydrocarbons
3295	Decanes	n.o.s.	3	F1	III	Mixture of hydrocarbons
3295	1,2,3-Trimethylbenzene		3	F1	III	Mixture of hydrocarbons
3295	Hydrocarbons, liquid, n.o.s.		3	F1	I/II/III	Rule for collective entries
3405	Barium chlorate, solution	aqueous solution	5.1	OT1	II/III	Water
3406	Barium perchlorate, solution	aqueous solution	5.1	OT1	II/III	Water
3408	Lead perchlorate, solution	aqueous solution	5.1	OT1	II/III	Water

UN No.	Proper shipping name or technical name	Description	Class	Classification code	Packing group	Standard liquid
	3.1.2	3.1.2	2.2	2.2	2.1.1.3	
(1)	(2a)	(2b)	(3a)	(3b)	(4)	(5)
3413	Potassium cyanide, solution	aqueous solution	6.1	T4	I/II/III	Water
3414	Sodium cyanide, solution	aqueous solution	6.1	T4	I/II/III	Water
3415	Sodium fluoride, solution	aqueous solution	6.1	T4	III	Water
3422	Potassium fluoride, solution	aqueous solution	6.1	T4	III	Water

4.1.2 Additional general provisions for the use of IBCs

4.1.2.1 When IBCs are used for the carriage of liquids with a flashpoint of 60 °C (closed cup) or lower, or of powders liable to dust explosion, measures shall be taken to prevent a dangerous electrostatic discharge.

4.1.2.2 Every metal, rigid plastics and composite IBC, shall be inspected and tested, as relevant, in accordance with 6.5.4.4 or 6.5.4.5:

- before it is put into service;
- thereafter at intervals not exceeding two and a half and five years, as appropriate;
- after the repair or remanufacture, before it is re-used for carriage.

An IBC shall not be filled and offered for carriage after the date of expiry of the last periodic test or inspection. However, an IBC filled prior to the date of expiry of the last periodic test or inspection may be carried for a period not to exceed three months beyond the date of expiry of the last periodic test or inspection. In addition, an IBC may be carried after the date of expiry of the last periodic test or inspection:

- (a) after emptying but before cleaning, for purposes of performing the required test or inspection prior to refilling; and
- (b) unless otherwise approved by the competent authority, for a period not to exceed six months beyond the date of expiry of the last periodic test or inspection in order to allow the return of dangerous goods or residues for proper disposal or recycling.

NOTE: For the particulars in the transport document, see 5.4.1.1.11.

4.1.2.3 IBCs of type 31HZ2 shall be filled to at least 80% of the volume of the outer casing.

4.1.2.4 Except for routine maintenance of metal, rigid plastics, composite and flexible IBCs performed by the owner of the IBC, whose State and name or authorized symbol is durably marked on the IBC, the party performing routine maintenance shall durably mark the IBC near the manufacturer's UN design type mark to show:

- (a) The State in which the routine maintenance was carried out; and
- (b) The name or authorized symbol of the party performing the routine maintenance.

4.1.3 General provisions concerning packing instructions

4.1.3.1 Packing instructions applicable to dangerous goods of Classes 1 to 9 are specified in Section 4.1.4. They are subdivided in three sub-sections depending on the type of packagings to which they apply:

Sub-section 4.1.4.1 for packagings other than IBCs and large packagings; these packing instructions are designated by an alphanumeric code starting with the letter "P" or "R" for packagings specific to RID and ADR;

Sub-section 4.1.4.2 for IBCs; these are designated by an alphanumeric code starting with the letters "IBCs";

Sub-section 4.1.4.3 for large packagings; these are designated by an alphanumeric code starting with the letters "LP".

Generally, packing instructions specify that the general provisions of 4.1.1, 4.1.2 or 4.1.3, as appropriate, are applicable. They may also require compliance with the special provisions of Sections 4.1.5, 4.1.6, 4.1.7, 4.1.8 or 4.1.9 when appropriate. Special packing provisions may also be specified in the packing instruction for individual substances or articles. They are also designated by an alphanumeric code comprising the letters:

"PP" for packagings other than IBCs and large packagings, or "RR" for special provisions specific to RID and ADR;

"B" for IBCs or "BB" for special packing provisions specific to RID and ADR;

"L" for large packagings or "LL" for special packing provisions specific to RID.

Unless otherwise specified, each packaging shall conform to the applicable requirements of Part 6. Generally packing instructions do not provide guidance on compatibility and the user shall not select a packaging without checking that the substance is compatible with the packaging material selected (e.g. glass receptacles are unsuitable for most fluorides). Where glass receptacles are permitted in the packing instructions porcelain, earthenware and stoneware packagings are also allowed.

4.1.3.2 Column (8) of Table A of Chapter 3.2 shows for each article or substance the packing instruction(s) that shall be used. Columns (9a) and (9b) indicate the special packing provisions and the mixed packing provisions (see 4.1.10) applicable to specific substances or articles.

4.1.3.3 Each packing instruction shows, where applicable, the acceptable single and combination packagings. For combination packagings, the acceptable outer packagings, inner packagings and when applicable the maximum quantity permitted in each inner or outer packaging, are shown. Maximum net mass and maximum capacity are as defined in 1.2.1.

4.1.3.4 The following packagings shall not be used when the substances being carried are liable to become liquid during carriage:

Packagings

Drums:	1D and 1G
Boxes:	4A, 4B, 4N, 4C1, 4C2, 4D, 4F, 4G, 4H1 and 4H2
Bags:	5L1, 5L2, 5L3, 5H1, 5H2, 5H3, 5H4, 5M1 and 5M2
Composite packagings:	6HC, 6HD2, 6HG1, 6HG2, 6HD1, 6PC, 6PD1, 6PD2, 6PG1, 6PG2 and 6PH1

Large packagings

Flexible plastics:	51H (outer packaging)
--------------------	-----------------------

IBCs

For substances of packing group I:	All types of IBC
For substances of packing groups II and III:	
Wooden:	11C, 11D and 11F
Fibreboard:	11G
Flexible:	13H1, 13H2, 13H3, 13H4, 13H5, 13L1, 13L2, 13L3, 13L4, 13M1 and 13M2
Composite:	11HZ2 and 21HZ2

For the purposes of this paragraph, substances and mixtures of substances having a melting point equal to or less than 45 °C shall be treated as solids liable to become liquid during transport.

4.1.3.5 Where the packing instructions in this Chapter authorize the use of a particular type of packaging (e.g. 4G, 1A2), packagings bearing the same packaging identification code followed by the letters "V", "U" or "W" marked in accordance with the requirements of Part 6 (e.g. 4GV, 4GU or 4GW; 1A2V, 1A2U or 1A2W) may also be used under the same conditions and limitations applicable to the use of that type of packaging according to the relevant packing instructions. For example, a combination packaging marked with the packaging code "4GV" may be used whenever a combination packaging marked "4G" is authorized, provided the requirements in the relevant packing instruction regarding types of inner packagings and quantity limitations are respected.

4.1.3.6 Pressure receptacles for liquids and solids

4.1.3.6.1 Unless otherwise indicated in RID, pressure receptacles conforming to:

- (a) the applicable requirements of Chapter 6.2 or
- (b) the national or international standards on the design, construction, testing, manufacturing and inspection, as applied by the country in which the pressure receptacles are manufactured, provided that the provisions of 4.1.3.6 are met and that, for metallic cylinders, tubes, pressure drums, bundles of cylinders and salvage pressure receptacles, the construction is such that the minimum burst ratio (burst pressure divided by test pressure) is:
 - (i) 1.50 for refillable pressure receptacles;
 - (ii) 2.00 for non-refillable pressure receptacles;

are authorized for the carriage of any liquid or solid substance other than explosives, thermally unstable substances, organic peroxides, self-reactive substances, substances where significant pressure may develop by evolution of chemical reaction and radioactive material (unless permitted in 4.1.9).

This sub-section is not applicable to the substances mentioned in 4.1.4.1, packing instruction P200, table 3.

- 4.1.3.6.2** Every design type of pressure receptacle shall be approved by the competent authority of the country of manufacture or as indicated in Chapter 6.2.
- 4.1.3.6.3** Unless otherwise indicated, pressure receptacles having a minimum test pressure of 0.6 MPa shall be used.
- 4.1.3.6.4** Unless otherwise indicated, pressure receptacles may be provided with an emergency pressure relief device designed to avoid bursting in case of overfill or fire accidents.
- Pressure receptacle valves shall be designed and constructed in such a way that they are inherently able to withstand damage without release of the contents or shall be protected from damage which could cause inadvertent release of the contents of the pressure receptacle, by one of the methods as given in 4.1.6.8 (a) to (e).
- 4.1.3.6.5** The level of filling shall not exceed 95% of the capacity of the pressure receptacle at 50 °C. Sufficient ullage (outage) shall be left to ensure that the pressure receptacle will not be liquid full at a temperature of 55 °C.
- 4.1.3.6.6** Unless otherwise indicated pressure receptacles shall be subjected to a periodic inspection and test every 5 years. The periodic inspection shall include an external examination, an internal examination or alternative method as approved by the competent authority, a pressure test or equivalent effective non-destructive testing with the agreement of the competent authority including an inspection of all accessories (e.g. tightness of valves, emergency relief valves or fusible elements). Pressure receptacles shall not be filled after they become due for periodic inspection and test but may be carried after the expiry of the time limit. Pressure receptacle repairs shall meet the requirements of 4.1.6.11.
- 4.1.3.6.7** Prior to filling, the packer shall perform an inspection of the pressure receptacle and ensure that the pressure receptacle is authorized for the substances to be carried and that the requirements of RID have been met. Shut-off valves shall be closed after filling and remain closed during carriage. The consignor shall verify that the closures and equipment are not leaking.
- 4.1.3.6.8** Refillable pressure receptacles shall not be filled with a substance different from that previously contained unless the necessary operations for change of service have been performed.
- 4.1.3.6.9** Marking of pressure receptacles for liquids and solids according to 4.1.3.6 (not conforming to the requirements of Chapter 6.2) shall be in accordance with the requirements of the competent authority of the country of manufacturing.
- 4.1.3.7** Packagings or IBCs not specifically authorized in the applicable packing instruction shall not be used for the carriage of a substance or article unless specifically allowed under a temporary derogation agreed between RID Contracting States in accordance with 1.5.1.
- 4.1.3.8 Unpackaged articles other than Class 1 articles**
- 4.1.3.8.1** Where large and robust articles cannot be packaged in accordance with the requirements of Chapters 6.1 or 6.6 and they have to be carried empty, uncleaned and unpackaged, the competent authority of the country of origin² may approve such carriage. In doing so the competent authority shall take into account that:
- (a) Large and robust articles shall be strong enough to withstand the shocks and loadings normally encountered during carriage including transshipment between cargo transport units and between cargo transport units and warehouses, as well as any removal from a pallet for subsequent manual or mechanical handling;
 - (b) All closures and openings shall be sealed so that there can be no loss of contents which might be caused under normal conditions of carriage, by vibration, or by changes in temperature, humidity or pressure (resulting from altitude, for example). No dangerous residue shall adhere to the outside of the large and robust articles;
 - (c) Parts of large and robust articles, which are in direct contact with dangerous goods:
 - (i) shall not be affected or significantly weakened by those dangerous goods; and
 - (ii) shall not cause a dangerous effect e.g. catalysing a reaction or reacting with the dangerous goods;
 - (d) Large and robust articles containing liquids shall be stowed and secured to ensure that neither leakage nor permanent distortion of the article occurs during carriage;
 - (e) They shall be fixed in cradles or crates or other handling devices or to the cargo transport unit in such a way that they will not become loose during normal conditions of carriage.
- 4.1.3.8.2** Unpackaged articles approved by the competent authority in accordance with the provisions of 4.1.3.8.1 shall be subject to the consignment procedures of Part 5. In addition the consignor of such articles shall ensure that a copy of any such approval is attached to the transport document.

² If the country of origin is not an RID Contracting State, the competent authority of the first RID Contracting State reached by the consignment.

NOTE: A large and robust article may include flexible fuel containment systems, military equipment, machinery or equipment containing dangerous goods above the limited quantities according to 3.4.1.

4.1.4 List of packing instructions

NOTE: Although the following packing instructions use the same numbering system as used in the IMDG Code and the UN Model Regulations, readers should be aware that some of the details may be different.

4.1.4.1 Packing instructions concerning the use of packagings (except IBCs and large packagings)

P 001		PACKING INSTRUCTION (LIQUIDS)			P 001
The following packagings are authorized provided the general provisions of 4.1.1 and 4.1.3 are met:					
Combination packagings			Maximum capacity/Net mass (see 4.1.3.3)		
Inner packagings		Outer packagings	Packing group I	Packing group II	Packing group III
Glass	10 l	Drums steel (1A1, 1A2) aluminium (1B1, 1B2) other metal (1N1, 1N2) plastics (1H1, 1H2) plywood (1D) fibre (1G)	250 kg	400 kg	400 kg
Plastics	30 l		250 kg	400 kg	400 kg
Metal	40 l		250 kg	400 kg	400 kg
			250 kg	400 kg	400 kg
			150 kg	400 kg	400 kg
			75 kg	400 kg	400 kg
			Boxes steel (4A) aluminium (4B) other metal (4N) natural wood (4C1, 4C2) plywood (4D) reconstituted wood (4F) fibreboard (4G) expanded plastics (4H1) solid plastics (4H2)		
Jerricans steel (3A1, 3A2) aluminium (3B1, 3B2) plastics (3H1, 3H2)			120 kg 120 kg 120 kg	120 kg 120 kg 120 kg	120 kg 120 kg 120 kg
Single packagings					
Drums steel, non-removable head (1A1) steel, removable head (1A2) aluminium, non-removable head (1B1) aluminium, removable head (1B2) metal other than steel or aluminium, non-removable head (1N1) metal other than steel or aluminium, removable head (1N2) plastics, non-removable head (1H1) plastics, removable head (1H2)			250 l 250 l ^(a) 250 l 250 l ^(a) 250 l 250 l ^(a) 250 l 250 l ^(a)	450 l 450 l 450 l 450 l 450 l 450 l 450 l 450 l	450 l 450 l 450 l 450 l 450 l 450 l 450 l 450 l
Jerricans steel, non-removable head (3A1) steel, removable head (3A2) aluminium, non-removable head (3B1) aluminium, removable head (3B2) plastics, non-removable head (3H1) plastics, removable head (3H2)			60 l 60 l ^(a) 60 l 60 l ^(a) 60 l 60 l ^(a)	60 l 60 l 60 l 60 l 60 l 60 l	60 l 60 l 60 l 60 l 60 l 60 l

Single packagings (cont'd)			
Composite packagings			
plastics receptacle with outer steel, aluminium or plastics drum (6HA1, 6HB1, 6HH1)	250 l	250 l	250 l
plastics receptacle with outer fibre or plywood drum (6HG1, 6HD1)	120 l	250 l	250 l
plastics receptacle with outer steel or aluminium crate or box or plastics receptacle with outer wooden, plywood, fibreboard or solid plastics box (6HA2, 6HB2, 6HC, 6HD2, 6HG2 or 6HH2)	60 l	60 l	60 l
glass receptacle with outer steel, aluminium, fibreboard, plywood, solid plastics or expanded plastics drum (6PA1, 6PB1, 6PG1, 6PD1, 6PH1 or 6PH2) or with outer steel or aluminium crate or box or with outer wooden or fibreboard box or with outer wickerwork hamper (6PA2, 6PB2, 6PC, 6PG2 or 6PD2)	60 l	60 l	60 l
Pressure receptacles , provided that the general provisions of 4.1.3.6 are met.			
Additional requirement			
For substances of Class 3, packing group III, which give off small quantities of carbon dioxide or nitrogen, the packagings shall be vented.			
Special packing provisions			
PP 1	For UN Nos. 1133, 1210, 1263 and 1866 and for adhesives, printing inks, printing ink related materials, paints, paint related materials and resin solutions which are assigned to UN 3082, metal or plastics packagings for substances of packing groups II and III in quantities of 5 litres or less per packaging are not required to meet the performance tests in Chapter 6.1 when carried: (a) in palletized loads, a pallet box or unit load device, e.g. individual packagings placed or stacked and secured by strapping, shrink or stretch-wrapping or other suitable means to a pallet; or (b) as inner packagings of combination packagings with a maximum net mass of 40 kg.		
PP 2	For UN No. 3065, wooden barrels with a maximum capacity of 250 litres and which do not meet the provisions of Chapter 6.1 may be used.		
PP 4	For UN No. 1774, packagings shall meet the packing group II performance level.		
PP 5	For UN No. 1204, packagings shall be so constructed that explosion is not possible by reason of increased internal pressure. Cylinders, tubes and pressure drums shall not be used for these substances.		
PP 6	(Deleted)		
PP 10	For UN No. 1791, packing group II, the packaging shall be vented.		
PP 31	For UN No. 1131, packagings shall be hermetically sealed.		
PP 33	For UN No. 1308, packing groups I and II, only combination packagings with a maximum gross mass of 75 kg allowed.		
PP 81	For UN No. 1790 with more than 60% but not more than 85% hydrogen fluoride and UN No. 2031 with more than 55% nitric acid, the permitted use of plastics drums and jerricans as single packagings shall be two years from their date of manufacture.		
PP 93	For UN No. 3532, packagings shall be designed and constructed to permit the release of gas or vapour to prevent a build-up of pressure that could rupture the packagings in the event of loss of stabilization.		
Special packing provision specific to RID and ADR			
RR 2	For UN No. 1261, removable head packagings are not permitted.		

(a) Only substances with a viscosity of more than 2 680 mm²/s are authorized.

P 002		PACKING INSTRUCTION (SOLIDS)			P 002
The following packagings are authorized provided the general provisions of 4.1.1 and 4.1.3 are met:					
Combination packagings			Maximum net mass (see 4.1.3.3)		
Inner packagings		Outer packagings	Packing group I	Packing group II	Packing group III
Glass	10 kg	Drums steel (1A1, 1A2) aluminium (1B1, 1B2) other metal (1N1, 1N2) plastics (1H1, 1H2) plywood (1D) fibre (1G)			
Plastics ^(a)	50 kg		400 kg	400 kg	400 kg
Metal	50 kg		400 kg	400 kg	400 kg
Paper ^{(a),(b),(c)}	50 kg		400 kg	400 kg	400 kg
Fibre ^{(a),(b),(c)}	50 kg		400 kg	400 kg	400 kg
			400 kg	400 kg	400 kg
			400 kg	400 kg	400 kg
(a) These inner packagings shall be sift-proof.		Boxes steel (4A) aluminium (4B) other metal (4N) natural wood (4C1) natural wood with sift proof walls (4C2) plywood (4D) reconstituted wood (4F) fibreboard (4G) expanded plastics (4H1) solid plastics (4H2)			
(b) These inner packagings shall not be used when the substances being carried may become liquid during carriage (see 4.1.3.4).			400 kg	400 kg	400 kg
			400 kg	400 kg	400 kg
			400 kg	400 kg	400 kg
			250 kg	400 kg	400 kg
			250 kg	400 kg	400 kg
			250 kg	400 kg	400 kg
			125 kg	400 kg	400 kg
			125 kg	400 kg	400 kg
(c) These inner packagings shall not be used for substances of packing group I.		60 kg	60 kg	60 kg	
		250 kg	400 kg	400 kg	
		Jerricans steel (3A1, 3A2) aluminium (3B1, 3B2) plastics (3H1, 3H2)			
			120 kg	120 kg	120 kg
			120 kg	120 kg	120 kg
		120 kg	120 kg	120 kg	
Single packagings					
Drums					
steel (1A1 or 1A2 ^(d))			400 kg	400 kg	400 kg
aluminium (1B1 or 1B2 ^(d))			400 kg	400 kg	400 kg
metal, other than steel or aluminium (1N1 or 1N2 ^(d))			400 kg	400 kg	400 kg
plastics (1H1 or 1H2 ^(d))			400 kg	400 kg	400 kg
fibre (1G) ^(e)			400 kg	400 kg	400 kg
plywood (1D) ^(e)			400 kg	400 kg	400 kg
Jerricans					
steel (3A1 or 3A2 ^(d))			120 kg	120 kg	120 kg
aluminium (3B1 or 3B2 ^(d))			120 kg	120 kg	120 kg
plastics (3H1 or 3H2 ^(d))			120 kg	120 kg	120 kg
Boxes					
steel (4A) ^(e)			Not allowed	400 kg	400 kg
aluminium (4B) ^(e)			Not allowed	400 kg	400 kg
other metal (4N) ^(e)			Not allowed	400 kg	400 kg
natural wood (4C1) ^(e)			Not allowed	400 kg	400 kg
plywood (4D) ^(e)			Not allowed	400 kg	400 kg
reconstituted wood (4F) ^(e)			Not allowed	400 kg	400 kg
natural wood with sift-proof walls (4C2) ^(e)			Not allowed	400 kg	400 kg
fibreboard (4G) ^(e)			Not allowed	400 kg	400 kg
solid plastics (4H2) ^(e)			Not allowed	400 kg	400 kg
Bags					
bags (5H3, 5H4, 5L3, 5M2) ^(e)			Not allowed	50 kg	50 kg
(d) These packagings shall not be used for substances of packing group I that may become liquid during carriage (see 4.1.3.4).					
(e) These packagings shall not be used when the substances being carried may become liquid during carriage (see 4.1.3.4).					

Single packagings (cont'd)			
Composite packagings			
plastics receptacle with outer steel, aluminium, plywood, fibre or plastics drum (6HA1, 6HB1, 6HG1 ^(e) , 6HD1 ^(e) or 6HH1)	400 kg	400 kg	400 kg
plastics receptacle with outer steel or aluminium crate or box, wooden box, plywood box, fibreboard box or solid plastics box (6HA2, 6HB2, 6HC, 6HD2 ^(e) , 6HG2 ^(e) or 6HH2)	75 kg	75 kg	75 kg
glass receptacle with outer steel, aluminium plywood or fibre drum (6PA1, 6PB1, 6PD1 ^(e) or 6PG1 ^(e)) or with outer steel or aluminium crate or box or with outer wooden, or fibreboard box or with outer wickerwork hamper (6PA2, 6PB2, 6PC, 6PG2 ^(e) or 6PD2 ^(e)) or with outer solid plastics or expanded plastics packaging (6PH2 or 6PH1 ^(e))	75 kg	75 kg	75 kg
^(e) These packagings shall not be used when the substances being carried may become liquid during carriage (see 4.1.3.4).			
Pressure receptacles , provided that the general provisions of 4.1.3.6 are met.			
Special packing provisions			
PP 6	(Deleted)		
PP 7	For UN No. 2000, celluloid may also be transported unpacked on pallets, wrapped in plastic film and secured by appropriate means, such as steel bands as a full load in closed wagons or in closed containers. Each pallet shall not exceed 1 000 kg.		
PP 8	For UN No. 2002, packagings shall be so constructed that explosion is not possible by reason of increased internal pressure. Cylinders, tubes and pressure drums shall not be used for these substances.		
PP 9	For UN Nos. 3175, 3243 and 3244, packagings shall conform to a design type that has passed a leakproofness test at the packing group II performance level. For UN No. 3175, the leakproofness test is not required when the liquids are fully absorbed in solid material contained in sealed bags.		
PP 11	For UN No. 1309, packing group III, and UN No. 1362, 5H1, 5L1 and 5M1 bags are allowed if they are over-packed in plastic bags and are wrapped in shrink or stretch wrap on pallets.		
PP 12	For UN Nos. 1361, 2213 and UN No. 3077, 5H1, 5L1 and 5M1 bags are allowed when carried in closed wagons or closed containers.		
PP 13	For articles classified under UN No. 2870, only combination packagings meeting the packing group I performance level are authorized.		
PP 14	For UN Nos. 2211, 2698 and 3314, packagings are not required to meet the performance tests in Chapter 6.1.		
PP 15	For UN Nos. 1324 and 2623, packagings shall meet the packing group III performance level.		
PP 20	For UN No. 2217, any sift-proof, tearproof receptacle may be used.		
PP 30	For UN No. 2471, paper or fibre inner packagings are not permitted.		
PP 34	For UN No. 2969 (as whole beans), 5H1, 5L1 and 5M1 bags are permitted.		
PP 37	For UN Nos. 2590 and 2212, 5M1 bags are permitted. All bags of any type shall be carried in closed wagons or containers or be placed in closed rigid overpacks.		
PP 38	For UN No. 1309, packing group II, bags are permitted only in closed wagons or closed containers.		
PP 84	For UN No. 1057, rigid outer packagings meeting the packing group II performance level shall be used. The packagings shall be designed and constructed and arranged to prevent movement, inadvertent ignition of the devices or inadvertent release of flammable gas or liquid. NOTE: For waste lighters collected separately see Chapter 3.3, special provision 654.		
PP 92	For UN No. 3531, packagings shall be designed and constructed to permit the release of gas or vapour to prevent a build-up of pressure that could rupture the packagings in the event of loss of stabilization.		
Special packing provision specific to RID and ADR			
RR 5	Notwithstanding special packing provision PP84, only the general provisions of 4.1.1.1, 4.1.1.2 and 4.1.1.5 to 4.1.1.7 need be complied with if the gross mass of the package is not more than 10 kg. NOTE: For waste lighters collected separately see Chapter 3.3, special provision 654.		

P 003	PACKING INSTRUCTION		P 003
<p>Dangerous goods shall be placed in suitable outer packagings. The packagings shall meet the provisions of 4.1.1.1, 4.1.1.2, 4.1.1.4, 4.1.1.8 and 4.1.3 and be so designed that they meet the construction requirements of 6.1.4. Outer packagings constructed of suitable material, and of adequate strength and design in relation to the packaging capacity and its intended use, shall be used. Where this packing instruction is used for the transport of articles or inner packagings of combination packagings, the packaging shall be designed and constructed to prevent inadvertent discharge of articles during normal conditions of carriage.</p>			
Special packing provisions			
PP 16	<p>For UN No. 2800, batteries shall be protected from short circuits and shall be securely packed in strong outer packagings.</p> <p>NOTE 1: Non-spillable batteries which are an integral part of, and necessary for, the operation of mechanical or electronic equipment shall be securely fastened in the battery holder on the equipment and protected in such a manner as to prevent damage and short circuits.</p> <p>2: For used batteries (UN No. 2800), see P801a.</p>		
PP 17	<p>For UN No. 2037, packages shall not exceed 55 kg net mass for fibreboard packagings or 125 kg net mass for other packagings.</p>		
PP 19	<p>For UN Nos. 1364 and 1365, carriage as bales is authorized.</p>		
PP 20	<p>For UN Nos. 1363, 1386, 1408 and 2793 any sift-proof, tearproof receptacle may be used.</p>		
PP 32	<p>UN Nos. 2857 and 3358 may be carried unpackaged, in crates or in appropriate overpacks.</p>		
PP 87	<p>(Deleted)</p>		
PP 88	<p>(Deleted)</p>		
PP 90	<p>For UN No. 3506, sealed inner liners or bags of strong leakproof and puncture resistant material impervious to mercury which will prevent escape of the substance from the package irrespective of the position or the orientation of the package shall be used.</p>		
PP 91	<p>For UN 1044, large fire extinguishers may also be carried unpackaged provided that the requirements of 4.1.3.8.1 (a) to (e) are met, the valves are protected by one of the methods in accordance with 4.1.6.8 (a) to (d) and other equipment mounted on the fire extinguisher is protected to prevent accidental activation. For the purpose of this special packing provision, "large fire extinguishers" means fire extinguishers as described in indents (c) to (e) of special provision 225 of Chapter 3.3.</p>		
Special packing provisions specific to RID and ADR			
RR 6	<p>For UN No. 2037, in the case of carriage by full load, metal articles may also be packed as follows: The articles shall be grouped together in units on trays and held in position with an appropriate plastics cover; these units shall be stacked and suitably secured on pallets.</p>		
RR 9	<p>For UN 3509, packagings are not required to meet the requirements of 4.1.1.3.</p> <p>Packagings meeting the requirements of 6.1.4, made leak tight or fitted with a leak tight and puncture resistant sealed liner or bag, shall be used.</p> <p>When the only residues contained are solids which are not liable to become liquid at temperatures likely to be encountered during carriage, flexible packagings may be used.</p> <p>When liquid residues are present, rigid packagings that provide a means of retention (e.g. absorbent material) shall be used.</p> <p>Before being filled and handed over for carriage, every packaging shall be inspected to ensure that it is free from corrosion, contamination or other damage. Any packaging showing signs of reduced strength shall no longer be used (minor dents and scratches are not considered as reducing the strength of the packaging).</p> <p>Packagings intended for the carriage of packagings, discarded, empty, uncleaned with residues of Class 5.1 shall be so constructed or adapted that the goods cannot come into contact with wood or any other combustible material.</p>		

P 004	PACKING INSTRUCTION	P 004
This instruction applies to UN Nos. 3473, 3476, 3477, 3478 and 3479.		
<p>The following packagings are authorized:</p> <p>(1) For fuel cell cartridges, provided that the general provisions of 4.1.1.1, 4.1.1.2, 4.1.1.3, 4.1.1.6 and 4.1.3 are met: Drums (1A2, 1B2, 1N2, 1H2, 1D, 1G); Boxes (4A, 4B, 4N, 4C1, 4C2, 4D, 4F, 4G, 4H1, 4H2); Jerricans (3A2, 3B2, 3H2). Packagings shall conform to the packing group II performance level.</p> <p>(2) For fuel cell cartridges packed with equipment: strong outer packagings which meet the general provisions of 4.1.1.1, 4.1.1.2, 4.1.1.6 and 4.1.3. When fuel cell cartridges are packed with equipment, they shall be packed in inner packagings or placed in the outer packaging with cushioning material or divider(s) so that the fuel cell cartridges are protected against damage that may be caused by the movement or placement of the contents within the outer packaging. The equipment shall be secured against movement within the outer packaging. For the purpose of this packing instruction, "equipment" means apparatus requiring the fuel cell cartridges with which it is packed for its operation.</p> <p>(3) For fuel cell cartridges contained in equipment: strong outer packagings which meet the general provisions of 4.1.1.1, 4.1.1.2, 4.1.1.6 and 4.1.3. Large robust equipment (see 4.1.3.8) containing fuel cell cartridges may be carried unpackaged. For fuel cell cartridges contained in equipment, the entire system shall be protected against short circuit and inadvertent operation.</p>		

P 005	PACKING INSTRUCTION	P 005
This instruction applies to UN Nos. 3528, 3529 and 3530.		
<p>If the engine or machinery is constructed and designed so that the means of containment containing the dangerous goods affords adequate protection, an outer packaging is not required.</p> <p>Dangerous goods in engines or machinery shall otherwise be packed in outer packagings constructed of suitable material, and of adequate strength and design in relation to the packaging capacity and its intended use, and meeting the applicable requirements of 4.1.1.1, or they shall be fixed in such a way that they will not become loose during normal conditions of carriage, e.g. in cradles or crates or other handling devices.</p> <p>In addition, the manner in which means of containment are contained within the engine or machinery, shall be such that under normal conditions of carriage, damage to the means of containment containing the dangerous goods is prevented; and in the event of damage to the means of containment containing liquid dangerous goods, no leakage of the dangerous goods from the engine or machinery is possible (a leakproof liner may be used to satisfy this requirement).</p> <p>Means of containment containing dangerous goods shall be so installed, secured or cushioned as to prevent their breakage or leakage and so as to control their movement within the engine or machinery during normal conditions of carriage. Cushioning material shall not react dangerously with the content of the means of containment. Any leakage of the contents shall not substantially impair the protective properties of the cushioning material.</p> <p>Additional requirement</p> <p>Other dangerous goods (e.g. batteries, fire extinguishers, compressed gas accumulators or safety devices) required for the functioning or safe operation of the engine or machinery shall be securely mounted in the engine or machine.</p>		

P 006	PACKING INSTRUCTION	P 006
This instruction applies to UN Nos. 3537 to 3548.		
<p>(1) The following packagings are authorized, provided that the general provisions of 4.1.1 and 4.1.3 are met: Drums (1A2, 1B2, 1N2, 1H2, 1D, 1G); Boxes (4A, 4B, 4N, 4C1, 4C2, 4D, 4F, 4G, 4H1, 4H2); Jerricans (3A2, 3B2, 3H2). Packagings shall conform to the packing group II performance level.</p> <p>(2) In addition, for robust articles the following packagings are authorized: Strong outer packagings constructed of suitable material and of adequate strength and design in relation to the packaging capacity and its intended use. The packagings shall meet the provisions of 4.1.1.1, 4.1.1.2, 4.1.1.8 and 4.1.3 in order to achieve a level of protection that is at least equivalent to that provided by Chapter 6.1. Articles may be carried unpackaged or on pallets when the dangerous goods are afforded equivalent protection by the article in which they are contained.</p> <p>(3) Additionally, the following conditions shall be met:</p> <ul style="list-style-type: none"> (a) Receptacles within articles containing liquids or solids shall be constructed of suitable materials and secured in the article in such a way that, under normal conditions of carriage, they cannot break, be punctured or leak their contents into the article itself or the outer packaging; (b) Receptacles containing liquids with closures shall be packed with their closures correctly oriented. The receptacles shall in addition conform to the internal pressure test provisions of 6.1.5.5; (c) Receptacles that are liable to break or be punctured easily, such as those made of glass, porcelain or stoneware or of certain plastics materials shall be properly secured. Any leakage of the contents shall not substantially impair the protective properties of the article or of the outer packaging; (d) Receptacles within articles containing gases shall meet the requirements of Section 4.1.6 and Chapter 6.2 as appropriate or be capable of providing an equivalent level of protection as packing instructions P 200 or P 208; (e) Where there is no receptacle within the article, the article shall fully enclose the dangerous substances and prevent their release under normal conditions of carriage. <p>(4) Articles shall be packed to prevent movement and inadvertent operation during normal conditions of carriage.</p>		

P 010	PACKING INSTRUCTION		P 010
The following packagings are authorized, provided that the general provisions of 4.1.1 and 4.1.3 are met:			
Combination packagings		Maximum net mass (see 4.1.3.3)	
Inner packagings	Outer packagings		
Glass	1 l	Drums	
Steel	40 l	steel (1A1, 1A2)	400 kg
		plastics (1H1, 1H2)	400 kg
		plywood (1D)	400 kg
		fibre (1G)	400 kg
		Boxes	
		steel (4A)	400 kg
		natural wood (4C1, 4C2)	400 kg
		plywood (4D)	400 kg
		reconstituted wood (4F)	400 kg
		fibreboard (4G)	400 kg
		expanded plastics (4H1)	60 kg
		solid plastics (4H2)	400 kg
Single packagings		Maximum capacity (see 4.1.3.3)	
Drums			
steel, non-removable head (1A1)			450 l
Jerricans			
steel, non-removable head (3A1)			60 l
Composite packagings			
plastics receptacle in steel drums (6HA1)			250 l
Steel pressure receptacles , provided that the general provisions of 4.1.3.6 are met.			

P 099	PACKING INSTRUCTION	P 099
Only packagings which are approved for these goods by the competent authority may be used. A copy of the competent authority approval shall accompany each consignment or the transport document shall include an indication that the packaging was approved by the competent authority.		

P 101	PACKING INSTRUCTION	P 101
<p>Only packagings which are approved by the competent authority of the country of origin may be used. If the country of origin is not an RID Contracting State, the packaging shall be approved by the competent authority of the first RID Contracting State reached by the consignment.</p> <p>NOTE: For the information in the transport document, see 5.4.1.2.1(e)</p>		

P 111	PACKING INSTRUCTION	P 111
<p>The following packagings are authorized, provided the general packing provisions of 4.1.1, 4.1.3 and special packing provisions of 4.1.5 are met:</p>		
Inner packagings	Intermediate packagings	Outer packagings
<p>Bags paper, waterproofed plastics textile, rubberized</p> <p>Receptacles wood</p> <p>Sheets plastics textile, rubberized</p>	Not necessary	<p>Boxes steel (4A) aluminium (4B) other metal (4N) natural wood, ordinary (4C1) natural wood, sift-proof (4C2) plywood (4D) reconstituted wood (4F) fibreboard (4G) plastics, expanded (4H1) plastics, solid (4H2)</p> <p>Drums steel (1A1, 1A2) aluminium (1B1, 1B2) other metal (1N1, 1N2) plywood (1D) fibre (1G) plastics (1H1, 1H2)</p>
Special packing provision		
PP 43	For UN No. 0159, inner packagings are not required when metal (1A1, 1A2, 1B1, 1B2, 1N1 or 1N2) or plastics (1H1 or 1H2) drums are used as outer packagings.	

P 112a		PACKING INSTRUCTION (Solid wetted, 1.1D)		P 112a
The following packagings are authorized, provided the general packing provisions of 4.1.1, 4.1.3 and special packing provisions of 4.1.5 are met:				
Inner packagings		Intermediate packagings		Outer packagings
Bags paper, multiwall, water resistant plastics textile textile, rubberized woven plastics Receptacles metal plastics wood		Bags plastics textile, plastic coated or lined Receptacles metal plastics wood		Boxes steel (4A) aluminium (4B) other metal (4N) natural wood, ordinary (4C1) natural wood, sift-proof (4C2) plywood (4D) reconstituted wood (4F) fibreboard (4G) plastics, expanded (4H1) plastics, solid (4H2) Drums steel (1A1, 1A2) aluminium (1B1, 1B2) other metal (1N1, 1N2) plywood (1D) fibre (1G) plastics (1H1, 1H2)
Additional requirement Intermediate packagings are not required if leakproof removable head drums are used as the outer packaging.				
Special packing provisions				
PP 26	For UN Nos. 0004, 0076, 0078, 0154, 0219 and 0394, packagings shall be lead free.			
PP 45	For UN Nos. 0072 and 0226, intermediate packagings are not required.			

P 112b		PACKING INSTRUCTION		P 112b	
(Solid dry, other than powder 1.1D)					
The following packagings are authorized, provided the general packing provisions of 4.1.1, 4.1.3 and special packing provisions of 4.1.5 are met:					
Inner packagings		Intermediate packagings		Outer packagings	
Bags paper, kraft paper, multiwall, water resistant plastics textile textile, rubberized woven plastics		Bags (for UN No. 0150 only) plastics textile, plastic coated or lined		Bags woven plastics, sift-proof (5H2) woven plastics, water-resistant (5H3) plastics, film (5H4) textile, sift-proof (5L2) textile, water resistant (5L3) paper, multiwall, water resistant (5M2) Boxes steel (4A) aluminium (4B) other metal (4N) natural wood, ordinary (4C1) natural wood, sift-proof (4C2) plywood (4D) reconstituted wood (4F) fibreboard (4G) plastics, expanded (4H1) plastics, solid (4H2) Drums steel (1A1, 1A2) aluminium (1B1, 1B2) other metal (1N1, 1N2) plywood (1D) fibre (1G) plastics (1H1, 1H2)	
Special packing provisions					
PP 26	For UN Nos. 0004, 0076, 0078, 0154, 0216, 0219 and 0386, packagings shall be lead free.				
PP 46	For UN Nos. 0209, bags, sift-proof (5H2) are recommended for flake or prilled TNT in the dry state and a maximum net mass of 30 kg.				
PP 47	For UN No. 0222, inner packagings are not required when the outer packaging is a bag.				

P 112c		PACKING INSTRUCTION (Solid dry powder 1.1D)		P 112c
The following packagings are authorized, provided the general packing provisions of 4.1.1, 4.1.3 and special packing provisions of 4.1.5 are met:				
Inner packagings		Intermediate packagings		Outer packagings
Bags paper, multiwall, water resistant plastics woven plastics Receptacles fibreboard metal plastics wood		Bags paper, multiwall, water resistant with inner lining plastics Receptacles metal plastics wood		Boxes steel (4A) aluminium (4B) other metal (4N) natural wood, ordinary (4C1) natural wood, sift-proof (4C2) plywood (4D) reconstituted wood (4F) fibreboard (4G) plastics, solid (4H2) Drums steel (1A1, 1A2) aluminium (1B1, 1B2) other metal (1N1, 1N2) plywood (1D) fibre (1G) plastics (1H1, 1H2)
Additional requirements 1. Inner packagings are not required if drums are used as the outer packaging. 2. The packaging shall be sift-proof.				
Special packing provisions				
PP 26	For UN Nos. 0004, 0076, 0078, 0154, 0216, 0219 and 0386, packagings shall be lead free.			
PP 46	For UN No. 0209, bags, sift-proof (5H2) are recommended for flake or prilled TNT in the dry state and a maximum net mass of 30 kg.			
PP 48	For UN No. 0504, metal packagings shall not be used. Packagings of other material with a small amount of metal, for example metal closures or other metal fittings such as those mentioned in 6.1.4, are not considered metal packagings.			

P 113		PACKING INSTRUCTION		P 113
The following packagings are authorized, provided the general packing provisions of 4.1.1, 4.1.3 and special packing provisions of 4.1.5 are met:				
Inner packagings		Intermediate packagings		Outer packagings
Bags paper plastics textile, rubberized Receptacles fibreboard metal plastics wood		Not necessary		Boxes steel (4A) aluminium (4B) other metal (4N) natural wood, ordinary (4C1) natural wood, sift-proof walls (4C2) plywood (4D) reconstituted wood (4F) fibreboard (4G) plastics, solid (4H2) Drums steel (1A1, 1A2) aluminium (1B1, 1B2) other metal (1N1, 1N2) plywood (1D) fibre (1G) plastics (1H1, 1H2)
Additional requirement The packaging shall be sift-proof.				
Special packing provisions				
PP 49	For UN Nos. 0094 and 0305, no more than 50 g of substance shall be packed in an inner packaging.			
PP 50	For UN No. 0027, inner packagings are not necessary when drums are used as outer packagings.			
PP 51	For UN No. 0028, paper kraft or waxed paper sheets may be used as inner packagings.			

P 114a		PACKING INSTRUCTION (Solid wetted)		P 114a
The following packagings are authorized, provided the general packing provisions of 4.1.1, 4.1.3 and special packing provisions of 4.1.5 are met:				
Inner packagings		Intermediate packagings		Outer packagings
Bags plastics textile woven plastics Receptacles metal plastics wood		Bags plastics textile, plastic coated or lined Receptacles metal plastics Dividing partitions wood		Boxes steel (4A) metal, other than steel or aluminium (4N) natural wood, ordinary (4C1) natural wood, sift-proof walls (4C2) plywood (4D) reconstituted wood (4F) fibreboard (4G) plastics, solid (4H2) Drums steel (1A1, 1A2) aluminium (1B1, 1B2) other metal (1N1, 1N2) plywood (1D) fibre (1G) plastics (1H1, 1H2)
Additional requirement Intermediate packagings are not required if leakproof removable head drums are used as outer packagings.				
Special packing provisions				
PP 26	For UN Nos. 0077, 0132, 0234, 0235 and 0236, packagings shall be lead free.			
PP 43	For UN No. 0342, inner packagings are not required when metal (1A1, 1A2, 1B1, 1B2, 1N1 or 1N2) or plastics (1H1 or 1H2) drums are used as outer packagings.			

P 114b		PACKING INSTRUCTION (Solid dry)		P 114b
The following packagings are authorized, provided the general packing provisions of 4.1.1, 4.1.3 and special packing provisions of 4.1.5 are met:				
Inner packagings		Intermediate packagings		Outer packagings
Bags paper, kraft plastics textile, sift-proof woven plastics, sift-proof Receptacles fibreboard metal paper plastics woven plastics, sift-proof wood		Not necessary		Boxes natural wood, ordinary (4C1) natural wood, sift-proof walls (4C2) plywood (4D) reconstituted wood (4F) fibreboard (4G) Drums steel (1A1, 1A2) aluminium (1B1, 1B2) other metal (1N1, 1N2) plywood (1D) fibre (1G) plastics (1H1, 1H2)
Special packing provisions				
PP 26	For UN Nos. 0077, 0132, 0234, 0235 and 0236, packagings shall be lead free.			
PP 48	For UN Nos. 0508 and 0509, metal packagings shall not be used. Packagings of other material with a small amount of metal, for example metal closures or other metal fittings such as those mentioned in 6.1.4, are not considered metal packagings.			
PP 50	For UN Nos. 0160, 0161 and 0508, inner packagings are not necessary if drums are used as outer packagings.			
PP 52	For UN Nos. 0160 and 0161, when metal drums (1A1, 1A2, 1B1, 1B2, 1N1 or 1N2) are used as outer packagings, metal packagings shall be so constructed that the risk of explosion, by reason of increased internal pressure from internal or external causes is prevented.			

P 115	PACKING INSTRUCTION		P 115
The following packagings are authorized, provided the general packing provisions of 4.1.1, 4.1.3 and special packing provisions of 4.1.5 are met:			
Inner packagings		Intermediate packagings	Outer packagings
Receptacles plastics wood	Bags plastics in metal receptacles Drums metal Receptacles wood	Boxes natural wood, ordinary (4C1) natural wood, sift-proof walls (4C2) plywood (4D) reconstituted wood (4F) Drums steel (1A1, 1A2) aluminium (1B1, 1B2) other metal (1N1, 1N2) plywood (1D) fibre (1G) plastics (1H1, 1H2)	
Special packing provisions			
PP 45	For UN No. 0144, intermediate packagings are not required.		
PP 53	For UN Nos. 0075, 0143, 0495 and 0497, when boxes are used as outer packagings, inner packagings shall have taped screw cap closures and be not more than 5 litres capacity each. Inner packagings shall be surrounded with non-combustible absorbent cushioning materials. The amount of absorbent cushioning material shall be sufficient to absorb the liquid contents. Metal receptacles shall be cushioned from each other. Net mass of propellant is limited to 30 kg for each package when outer packagings are boxes.		
PP 54	For UN Nos. 0075, 0143, 0495 and 0497, when drums are used as outer packagings and when intermediate packagings are drums, they shall be surrounded with non-combustible cushioning material in a quantity sufficient to absorb the liquid contents. A composite packaging consisting of a plastics receptacle in a metal drum may be used instead of the inner and intermediate packagings. The net volume of propellant in each package shall not exceed 120 litres.		
PP 55	For UN No. 0144, absorbent cushioning material shall be inserted.		
PP 56	For UN No. 0144, metal receptacles may be used as inner packagings.		
PP 57	For UN Nos. 0075, 0143, 0495 and 0497, bags shall be used as intermediate packagings when boxes are used as outer packagings.		
PP 58	For UN Nos. 0075, 0143, 0495 and 0497, drums shall be used as intermediate packagings when drums are used as outer packagings.		
PP 59	For UN No. 0144, fibreboard boxes (4G) may be used as outer packagings.		
PP 60	For UN No. 0144, aluminium drums (1B1 and 1B2) and metal, other than steel or aluminium, drums (1N1 and 1N2) shall not be used.		

P 116		PACKING INSTRUCTION		P 116
The following packagings are authorized, provided the general packing provisions of 4.1.1, 4.1.3 and special packing provisions of 4.1.5 are met:				
Inner packagings		Intermediate packagings	Outer packagings	
Bags paper, water and oil resistant plastics textile, plastic coated or lined woven plastics, sift-proof Receptacles fibreboard, water resistant metal plastics wood, sift-proof Sheets paper, water resistant paper, waxed plastics		Not necessary	Bags woven plastics (5H1, 5H2, 5H3) paper, multiwall, water resistant (5M2) plastics, film (5H4) textile, sift-proof (5L2) textile, water resistant (5L3) Boxes steel (4A) aluminium (4B) other metal (4N) natural wood, ordinary (4C1) natural wood, sift-proof walls (4C2) plywood (4D) reconstituted wood (4F) fibreboard (4G) plastics, solid (4H2) Drums steel (1A1, 1A2) aluminium (1B1, 1B2) other metal (1N1, 1N2) plywood (1D) fibre (1G) plastics (1H1, 1H2) Jerricans steel (3A1, 3A2) plastics (3H1, 3H2)	
Special packing provisions				
PP 61	For UN Nos. 0082, 0241, 0331 and 0332, inner packagings are not required if leakproof removable head drums are used as outer packagings.			
PP 62	For UN Nos. 0082, 0241, 0331 and 0332, inner packagings are not required when the explosive is contained in a material impervious to liquid.			
PP 63	For UN No. 0081, inner packagings are not required when contained in rigid plastic which is impervious to nitric esters.			
PP 64	For UN No. 0331, inner packagings are not required when bags (5H2), (5H3) or (5H4) are used as outer packagings.			
PP 65	(Deleted)			
PP 66	For UN No. 0081, bags shall not be used as outer packagings.			

P 130		PACKING INSTRUCTION		P 130
The following packagings are authorized, provided the general packing provisions of 4.1.1, 4.1.3 and special packing provisions of 4.1.5 are met:				
Inner packagings		Intermediate packagings		Outer packagings
Not necessary		Not necessary		Boxes steel (4A) aluminium (4B) other metal (4N) natural wood, ordinary (4C1) natural wood, sift-proof walls (4C2) plywood (4D) reconstituted wood (4F) fibreboard (4G) plastics, expanded (4H1) plastics, solid (4H2) Drums steel (1A1, 1A2) aluminium (1B1, 1B2) other metal (1N1, 1N2) plywood (1D) fibre (1G) plastics (1H1, 1H2)
Special packing provision				
PP 67	The following applies to UN Nos. 0006, 0009, 0010, 0015, 0016, 0018, 0019, 0034, 0035, 0038, 0039, 0048, 0056, 0137, 0138, 0168, 0169, 0171, 0181, 0182, 0183, 0186, 0221, 0243, 0244, 0245, 0246, 0254, 0280, 0281, 0286, 0287, 0297, 0299, 0300, 0301, 0303, 0321, 0328, 0329, 0344, 0345, 0346, 0347, 0362, 0363, 0370, 0412, 0424, 0425, 0434, 0435, 0436, 0437, 0438, 0451, 0488, 0502 and 0510: Large and robust explosives articles, normally intended for military use, without their means of initiation or with their means of initiation containing at least two effective protective features, may be carried unpackaged. When such articles have propelling charges or are self-propelled, their ignition systems shall be protected against stimuli encountered during normal conditions of carriage. A negative result in Test Series 4 on an unpackaged article indicates that the article can be considered for carriage unpackaged. Such unpackaged articles may be fixed to cradles or contained in crates or other suitable handling devices.			

P 131		PACKING INSTRUCTION		P 131
The following packagings are authorized, provided the general packing provisions of 4.1.1, 4.1.3 and special packing provisions of 4.1.5 are met:				
Inner packagings		Intermediate packagings		Outer packagings
Bags paper plastics Receptacles fibreboard metal plastics wood Reels		Not necessary		Boxes steel (4A) aluminium (4B) other metal (4N) natural wood, ordinary (4C1) natural wood, sift-proof walls (4C2) plywood (4D) reconstituted wood (4F) fibreboard (4G) plastics, solid (4H2) Drums steel (1A1, 1A2) aluminium (1B1, 1B2) other metal (1N1, 1N2) plywood (1D) fibre (1G) plastics (1H1, 1H2)
Special packing provision				
PP 68	For UN Nos. 0029, 0267 and 0455, bags and reels shall not be used as inner packagings.			

P 132a		PACKING INSTRUCTION		P 132a
(Articles consisting of closed metal, plastics or fibreboard casings that contain a detonating explosive, or consisting of plastics-bonded detonating explosives)				
The following packagings are authorized, provided the general packing provisions of 4.1.1, 4.1.3 and special packing provisions of 4.1.5 are met:				
Inner packagings		Intermediate packagings		Outer packagings
Not necessary		Not necessary		Boxes steel (4A) aluminium (4B) other metal (4N) wood, natural, ordinary (4C1) wood, natural, sift-proof walls (4C2) plywood (4D) reconstituted wood (4F) fibreboard (4G) plastics, solid (4H2)

P 132b PACKING INSTRUCTION P 132b (Articles without closed casings)		
The following packagings are authorized, provided the general packing provisions of 4.1.1, 4.1.3 and special packing provisions of 4.1.5 are met:		
Inner packagings	Intermediate packagings	Outer packagings
Receptacles fibreboard metal plastics wood Sheets paper plastics	Not necessary	Boxes steel (4A) aluminium (4B) other metal (4N) natural wood, ordinary (4C1) natural wood, sift-proof walls (4C2) plywood (4D) reconstituted wood (4F) fibreboard (4G) plastics, solid (4H2)

P 133 PACKING INSTRUCTION P 133		
The following packagings are authorized, provided the general packing provisions of 4.1.1, 4.1.3 and special packing provisions of 4.1.5 are met:		
Inner packagings	Intermediate packagings	Outer packagings
Receptacles fibreboard metal plastics wood Trays, fitted with dividing partitions fibreboard plastics wood	Receptacles fibreboard metal plastics wood	Boxes steel (4A) aluminium (4B) other metal (4N) natural wood, ordinary (4C1) natural wood, sift-proof walls (4C2) plywood (4D) reconstituted wood (4F) fibreboard (4G) plastics, solid (4H2)
Additional requirement Receptacles are only required as intermediate packagings when the inner packagings are trays.		
Special packing provision		
PP 69	For UN Nos. 0043, 0212, 0225, 0268 and 0306, trays shall not be used as inner packagings.	

P 134 PACKING INSTRUCTION P 134		
The following packagings are authorized, provided the general packing provisions of 4.1.1, 4.1.3 and special packing provisions of 4.1.5 are met:		
Inner packagings	Intermediate packagings	Outer packagings
Bags water resistant Receptacles fibreboard metal plastics wood Sheets fibreboard, corrugated Tubes fibreboard	Not necessary	Boxes steel (4A) aluminium (4B) other metal (4N) natural wood, ordinary (4C1) natural wood, sift-proof walls (4C2) plywood (4D) reconstituted wood (4F) fibreboard (4G) plastics, expanded (4H1) plastics, solid (4H2) Drums steel (1A1, 1A2) aluminium (1B1, 1B2) other metal (1N1, 1N2) plywood (1D) fibre (1G) plastics (1H1, 1H2)

P 135 PACKING INSTRUCTION P 135		
The following packagings are authorized, provided the general packing provisions of 4.1.1, 4.1.3 and special packing provisions of 4.1.5 are met:		
Inner packagings	Intermediate packagings	Outer packagings
Bags paper plastics Receptacles fibreboard metal plastics wood Sheets paper plastics	Not necessary	Boxes steel (4A) aluminium (4B) other metal (4N) natural wood, ordinary (4C1) natural wood, sift-proof walls (4C2) plywood (4D) reconstituted wood (4F) fibreboard (4G) plastics, expanded (4H1) plastics, solid (4H2) Drums steel (1A1, 1A2) aluminium (1B1, 1B2) other metal (1N1, 1N2) plywood (1D) fibre (1G) plastics (1H1, 1H2)

P 136 PACKING INSTRUCTION P 136		
The following packagings are authorized, provided the general packing provisions of 4.1.1, 4.1.3 and special packing provisions of 4.1.5 are met:		
Inner packagings	Intermediate packagings	Outer packagings
Bags plastics textile Boxes fibreboard plastics wood Dividing partitions in the outer packagings	Not necessary	Boxes steel (4A) aluminium (4B) other metal (4N) natural wood, ordinary (4C1) natural wood, sift-proof walls (4C2) plywood (4D) reconstituted wood (4F) fibreboard (4G) plastics, solid (4H2) Drums steel (1A1, 1A2) aluminium (1B1, 1B2) other metal (1N1, 1N2) plywood (1D) fibre (1G) plastics (1H1, 1H2)

P 137 PACKING INSTRUCTION P 137		
The following packagings are authorized, provided the general packing provisions of 4.1.1, 4.1.3 and special packing provisions of 4.1.5 are met:		
Inner packagings	Intermediate packagings	Outer packagings
Bags plastics Boxes fibreboard wood Tubes fibreboard metal plastics Dividing partitions in the outer packagings	Not necessary	Boxes steel (4A) aluminium (4B) other metal (4N) natural wood, ordinary (4C1) natural wood, sift-proof walls (4C2) plywood (4D) reconstituted wood (4F) fibreboard (4G) plastics, solid (4H2) Drums steel (1A1, 1A2) aluminium (1B1, 1B2) other metal (1N1, 1N2) plywood (1D) fibre (1G) plastics (1H1, 1H2)
Special packing provision		
PP 70	For UN Nos. 0059, 0439, 0440 and 0441, when the shaped charges are packed singly, the conical cavity shall face downwards and the package shall be marked in accordance with 5.2.1.10.1. When the shaped charges are packed in pairs, the conical cavities shall face inwards to minimize the jetting effect in the event of accidental initiation.	

P 138 PACKING INSTRUCTION P 138		
The following packagings are authorized, provided the general packing provisions of 4.1.1, 4.1.3 and special packing provisions of 4.1.5 are met:		
Inner packagings	Intermediate packagings	Outer packagings
Bags plastics	Not necessary	Boxes steel (4A) aluminium (4B) other metal (4N) natural wood, ordinary (4C1) natural wood, sift-proof walls (4C2) plywood (4D) reconstituted wood (4F) fibreboard (4G) plastics, solid (4H2) Drums steel (1A1, 1A2) aluminium (1B1, 1B2) other metal (1N1, 1N2) plywood (1D) fibre (1G) plastics (1H1, 1H2)
Additional requirement If the ends of the articles are sealed, inner packagings are not necessary.		

P 139 PACKING INSTRUCTION P 139		
The following packagings are authorized, provided the general packing provisions of 4.1.1, 4.1.3 and special packing provisions of 4.1.5 are met:		
Inner packagings	Intermediate packagings	Outer packagings
Bags plastics Receptacles fibreboard metal plastics wood Reels Sheets paper plastics	Not necessary	Boxes steel (4A) aluminium (4B) other metal (4N) natural wood, ordinary (4C1) natural wood, sift-proof walls (4C2) plywood (4D) reconstituted wood (4F) fibreboard (4G) plastics, solid (4H2) Drums steel (1A1, 1A2) aluminium (1B1, 1B2) other metal (1N1, 1N2) plywood (1D) fibre (1G) plastics (1H1, 1H2)
Special packing provisions		
PP 71	For UN Nos. 0065, 0102, 0104, 0289 and 0290, the ends of the detonating cord shall be sealed, for example, by a plug firmly fixed so that the explosive cannot escape. The ends of flexible detonating cord shall be fastened securely.	
PP 72	For UN Nos. 0065 and 0289, inner packagings are not required when they are in coils.	

P 140		PACKING INSTRUCTION		P 140
The following packagings are authorized, provided the general packing provisions of 4.1.1, 4.1.3 and special packing provisions of 4.1.5 are met:				
Inner packagings		Intermediate packagings		Outer packagings
Bags plastics Receptacles wood Reels Sheets paper, kraft plastics		Not necessary		Boxes steel (4A) aluminium (4B) other metal (4N) natural wood, ordinary (4C1) natural wood, sift-proof walls (4C2) plywood (4D) reconstituted wood (4F) fibreboard (4G) plastics, solid (4H2) Drums steel (1A1, 1A2) aluminium (1B1, 1B2) other metal (1N1, 1N2) plywood (1D) fibre (1G) plastics (1H1, 1H2)
Special packing provisions				
PP 73	For UN No. 0105, no inner packagings are required if the ends are sealed.			
PP 74	For UN No. 0101, the packaging shall be sift-proof except when the fuse is covered by a paper tube and both ends of the tube are covered with removable caps.			
PP 75	For UN No. 0101, steel, aluminium or other metal boxes or drums shall not be used.			

P 141		PACKING INSTRUCTION		P 141
The following packagings are authorized, provided the general packing provisions of 4.1.1, 4.1.3 and special packing provisions of 4.1.5 are met:				
Inner packagings		Intermediate packagings		Outer packagings
Receptacles fibreboard metal plastics wood Trays, fitted with dividing partitions plastics wood Dividing partitions in the outer packagings		Not necessary		Boxes steel (4A) aluminium (4B) other metal (4N) natural wood, ordinary (4C1) natural wood, sift-proof walls (4C2) plywood (4D) reconstituted wood (4F) fibreboard (4G) plastics, solid (4H2) Drums steel (1A1, 1A2) aluminium (1B1, 1B2) other metal (1N1, 1N2) plywood (1D) fibre (1G) plastics (1H1, 1H2)

P 142	PACKING INSTRUCTION	P 142
The following packagings are authorized, provided the general packing provisions of 4.1.1, 4.1.3 and special packing provisions of 4.1.5 are met:		
Inner packagings	Intermediate packagings	Outer packagings
Bags paper plastics Receptacles fibreboard metal plastics wood Sheets paper Trays, fitted with dividing partitions plastics	Not necessary	Boxes steel (4A) aluminium (4B) other metal (4N) natural wood, ordinary (4C1) natural wood, sift-proof walls (4C2) plywood (4D) reconstituted wood (4F) fibreboard (4G) plastics, solid (4H2) Drums steel (1A1, 1A2) aluminium (1B1, 1B2) other metal (1N1, 1N2) plywood (1D) fibre (1G) plastics (1H1, 1H2)

P 143		PACKING INSTRUCTION		P 143
The following packagings are authorized, provided the general packing provisions of 4.1.1, 4.1.3 and special packing provisions of 4.1.5 are met:				
Inner packagings		Intermediate packagings		Outer packagings
Bags paper, kraft plastics textile textile, rubberized Receptacles fibreboard metal plastics wood Trays, fitted with dividing partitions plastics wood		Not necessary		Boxes steel (4A) aluminium (4B) other metal (4N) natural wood, ordinary (4C1) natural wood, sift-proof walls (4C2) plywood (4D) reconstituted wood (4F) fibreboard (4G) plastics, solid (4H2) Drums steel (1A1, 1A2) aluminium (1B1, 1B2) other metal (1N1, 1N2) plywood (1D) fibre (1G) plastics (1H1, 1H2)
Additional requirement Instead of the above inner and outer packagings, composite packagings (6HH2) (plastics receptacle with outer solid plastics box) may be used.				
Special packing provision				
PP 76	For UN Nos. 0271, 0272, 0415 and 0491, when metal packagings are used, metal packagings shall be so constructed that the risk of explosion, by reason of increase in internal pressure from internal or external causes is prevented.			

P 144		PACKING INSTRUCTION		P 144
The following packagings are authorized, provided the general packing provisions of 4.1.1, 4.1.3 and special packing provisions of 4.1.5 are met:				
Inner packagings		Intermediate packagings	Outer packagings	
Receptacles fibreboard metal plastics wood Dividing partitions in the outer packagings		Not necessary	Boxes steel (4A) aluminium (4B) other metal (4N) natural wood, ordinary with metal liner (4C1) plywood (4D) with metal liner reconstituted wood (4F) with metal liner plastics, expanded (4H1) plastics, solid (4H2) Drums steel (1A1, 1A2) aluminium (1B1, 1B2) other metal (1N1, 1N2) plastics (1H1, 1H2)	
Special packing provision				
PP 77	For UN Nos. 0248 and 0249, packagings shall be protected against the ingress of water. When water-activated contrivances are transported unpackaged, they shall be provided with at least two independent protective features which prevent the ingress of water.			

Type of packagings

Cylinders, tubes, pressure drums and bundles of cylinders

Cylinders, tubes, pressure drums and bundles of cylinders are authorised provided the special packing provisions of 4.1.6, the provisions listed below under (1) to (9) and, when referred to in the column "Special packing provisions" of Tables 1, 2 or 3, the relevant special packing provisions listed below under (10), are met.

General

- (1) Pressure receptacles shall be so closed and leakproof as to prevent escape of the gases;
- (2) Pressure receptacles containing toxic substances with an LC₅₀ less than or equal to 200 ml/m³ (ppm) as specified in the table shall not be equipped with any pressure relief device. Pressure relief devices shall be fitted on UN pressure receptacles used for the carriage of UN No. 1013 carbon dioxide and UN No. 1070 nitrous oxide.
- (3) The following three tables cover compressed gases (Table 1), liquefied and dissolved gases (Table 2) and substances not in Class 2 (Table 3). They provide:
 - (a) the UN number, name and description, and the classification code of the substance;
 - (b) the LC₅₀ for toxic substances;
 - (c) the types of pressure receptacles authorised for the substance, shown by the letter "X";
 - (d) the maximum test period for periodic inspection of the pressure receptacles;

NOTE: For pressure receptacles which make use of composite materials, the maximum test period shall be 5 years. The test period may be extended to that specified in Tables 1 and 2 (i.e. up to 10 years), if approved by the competent authority or body designated by this authority which issued the type approval.

- (e) the minimum test pressure of the pressure receptacles;
- (f) the maximum working pressure of the pressure receptacles for compressed gases (where no value is given, the working pressure shall not exceed two thirds of the test pressure) or the maximum filling ratio(s) dependent on the test pressure(s) for liquefied and dissolved gases;
- (g) special packing provisions that are specific to a substance.

Test pressure, filling ratios and filling requirements

- (4) The minimum test pressure required for is 1 MPa (10 bar);
- (5) In no case shall pressure receptacles be filled in excess of the limit permitted in the following requirements:
 - (a) For compressed gases, the working pressure shall be not more than two thirds of the test pressure of the pressure receptacles. Restrictions to this upper limit on working pressure are imposed by special packing provision "o". In no case shall the internal pressure at 65 °C exceed the test pressure.
 - (b) For high pressure liquefied gases, the filling ratio shall be such that the settled pressure at 65 °C does not exceed the test pressure of the pressure receptacles.

The use of test pressures and filling ratios other than those in the Table is permitted, except where special packing provision "o" applies, provided that:

- (i) the criterion of special packing provision "r" is met when applicable; or
- (ii) the above criterion is met in all other cases.

For high pressure liquefied gases and gas mixtures for which relevant data are not available, the maximum filling ratio (FR) shall be determined as follows:

$$FR = 8,5 \times 10^{-4} \times d_g \times P_h$$

where

FR = maximum filling ratio

d_g = gas density (at 15 °C, 1 bar)(in kg/m³)

P_h = minimum test pressure (in bar).

If the density of the gas is unknown, the maximum filling ratio shall be determined as follows:

$$FR = \frac{P_h \times MM \times 10^{-3}}{R \times 338}$$

where

FR = maximum filling ratio

P_h = minimum test pressure (in bar)

MM = molecular mass (in g/mol)

$R = 8.31451 \times 10^{-2} \text{ bar.l.mol}^{-1}.\text{K}^{-1}$ (gas constant).

For gas mixtures, the average molecular mass is to be taken, taking into account the volumetric concentrations of the various components.

- (c) For low pressure liquefied gases, the maximum mass of contents per litre of water capacity shall equal 0.95 times the density of the liquid phase at 50 °C; in addition, the liquid phase shall not fill the pressure receptacle at any temperature up to 60 °C. The test pressure of the pressure receptacle shall be at least equal to the vapour pressure (absolute) of the liquid at 65 °C, minus 100 kPa (1 bar).

For low pressure liquefied gases and gas mixtures for which relevant data are not available, the maximum filling ratio shall be determined as follows:

$$FR = (0,0032 \times BP - 0,24) \times d_l$$

where

FR = maximum filling ratio

BP = boiling point (in Kelvin)

d_l = density of the liquid at boiling point (in kg/l).

- (d) For UN No. 1001 acetylene, dissolved, and UN No. 3374 acetylene, solvent free, see (10), special packing provision "p".
- (e) For liquefied gases charged with compressed gases, both components – the liquefied gas and the compressed gas – have to be taken into consideration in the calculation of the internal pressure in the pressure receptacle. The maximum mass of contents per litre of water capacity shall not exceed 0.95 times the density of the liquid phase at 50 °C; in addition, the liquid phase shall not completely fill the pressure receptacle at any temperature up to 60 °C.

When filled, the internal pressure at 65 °C shall not exceed the test pressure of the pressure receptacles. The vapour pressures and volumetric expansions of all substances in the pressure receptacles shall be considered. When experimental data is not available, the following steps shall be carried out:

- (i) Calculation of the vapour pressure of the liquefied gas and of the partial pressure of the compressed gas at 15 °C (filling temperature);
- (ii) Calculation of the volumetric expansion of the liquid phase resulting from the heating from 15 °C to 65 °C and calculation of the remaining volume for the gaseous phase;
- (iii) Calculation of the partial pressure of the compressed gas at 65 °C considering the volumetric expansion of the liquid phase;

NOTE: The compressibility factor of the compressed gas at 15 °C and 65 °C shall be considered.

- (iv) Calculation of the vapour pressure of the liquefied gas at 65 °C;
- (v) The total pressure is the sum of the vapour pressure of the liquefied gas and the partial pressure of the compressed gas at 65 °C;
- (vi) Consideration of the solubility of the compressed gas at 65 °C in the liquid phase;

The test pressure of the pressure receptacle shall not be less than the calculated total pressure minus 100 kPa (1 bar).

If the solubility of the compressed gas in the liquid phase is not known for the calculation, the test pressure can be calculated without taking the gas solubility (sub-paragraph (vi)) into account.

- (6) Other test pressure and filling ratio may be used provided they satisfy the general requirements outlined in paragraphs (4) and (5) above;
- (7) (a) The filling of pressure receptacles may only be carried out by specially-equipped centres, with qualified staff using appropriate procedures.
The procedures shall include checks:
- of the conformity of receptacles and accessories with RID;
 - of their compatibility with the product to be carried;
 - of the absence of damage which might affect safety;
 - of compliance with the degree or pressure of filling, as appropriate;
 - of marks and identification.
- (b) LPG to be filled in cylinders shall be of high quality; this is deemed to be fulfilled if the LPG to be filled is in compliance with the limitations on corrosiveness as specified in ISO 9162:1989.

Periodic inspections

- (8) Refillable pressure receptacles shall be subjected to periodic inspections in accordance with the requirements of 6.2.1.6 and 6.2.3.5 respectively.
- (9) If special provisions for certain substances do not appear in the tables below, periodic inspections shall be carried out:

- (a) Every 5 years in the case of pressure receptacles intended for the carriage of gases of classification codes 1T, 1TF, 1TO, 1TC, 1TFC, 1TOC, 2T, 2TO, 2TF, 2TC, 2TFC, 2TOC, 4A, 4F and 4TC;
- (b) Every 5 years in the case of pressure receptacles intended for the carriage of substances from other classes;
- (c) Every 10 years in the case of pressure receptacles intended for the carriage of gases of classification codes 1A, 1O, 1F, 2A, 2O and 2F.

For pressure receptacles which make use of composite materials, the maximum test period shall be 5 years. The test period may be extended to that specified in Tables 1 and 2 (i.e. up to 10 years), if approved by the competent authority or body designated by this authority which issued the type approval.

Special packing provisions

(10) Material compatibility

- a: Aluminium alloy pressure receptacles shall not be used.
- b: Copper valves shall not be used.
- c: Metal parts in contact with the contents shall not contain more than 65% copper.
- d: When steel pressure receptacles are used, only those bearing the "H" mark in accordance with 6.2.2.7.4 (p) are permitted.

Requirements for toxic substances with an LC₅₀ less than or equal to 200 ml/m³ (ppm)

- k: Valve outlets shall be fitted with pressure retaining gas-tight plugs or caps having threads that match those of the valve outlets and made of material not liable to attack by the contents of the pressure receptacle.

Each cylinder within a bundle shall be fitted with an individual valve that shall be closed during carriage. After filling, the manifold shall be evacuated, purged and plugged.

Bundles containing UN 1045 Fluorine, compressed, may be constructed with isolation valves on groups of cylinders not exceeding 150 litres total water capacity instead of isolation valves on every cylinder.

Cylinders and individual cylinders within a bundle shall have a test pressure greater than or equal to 200 bar and a minimum wall thickness of 3.5 mm for aluminium alloy or 2 mm for steel. Individual cylinders not complying with this requirement shall be carried in a rigid outer packaging that will adequately protect the cylinder and its fittings and meeting the packing group I performance level. Pressure drums shall have a minimum wall thickness as specified by the competent authority.

Pressure receptacles shall not be fitted with a pressure relief device.

Cylinders and individual cylinders in a bundle shall be limited to a maximum water capacity of 85 litres.

Each valve shall be capable of withstanding the test pressure of the pressure receptacle and be connected directly to the pressure receptacle by either a taper thread or other means which meets the requirements of ISO 10692-2:2001.

Each valve shall either be of the packless type with non-perforated diaphragm, or be of a type which prevents leakage through or past the packing.

Carriage in capsules is not allowed.

Each pressure receptacle shall be tested for leakage after filling.

Gas specific provisions

- l: UN No. 1040 ethylene oxide may also be packed in hermetically sealed glass or metal inner packagings suitably cushioned in fibreboard, wooden or metal boxes meeting the packing group I performance level. The maximum quantity permitted in any glass inner packaging is 30 g, and the maximum quantity permitted in any metal inner packaging is 200 g. After filling, each inner packaging shall be determined to be leak-tight by placing the inner packaging in a hot water bath at a temperature, and for a period of time, sufficient to ensure that an internal pressure equal to the vapour pressure of ethylene oxide at 55 °C is achieved. The maximum net mass in any outer packaging shall not exceed 2.5 kg.
- m: Pressure receptacles shall be filled to a working pressure not exceeding 5 bar.
- n: Cylinders and individual cylinders in a bundle shall contain not more than 5 kg of the gas. When bundles containing UN 1045 Fluorine, compressed are divided into groups of cylinders in accordance with special packing provision "k" each group shall contain not more than 5 kg of the gas.
- o: In no case shall the working pressure or filling ratio shown in the tables be exceeded.

- p: For UN No. 1001 acetylene, dissolved, and UN No. 3374 acetylene, solvent free: cylinders shall be filled with a homogeneous monolithic porous material; the working pressure and the quantity of acetylene shall not exceed the values prescribed in the approval or in ISO 3807-1:2000, ISO 3807-2:2000 or ISO 3807:2013, as applicable.

For UN No. 1001 acetylene, dissolved: cylinders shall contain a quantity of acetone or suitable solvent as specified in the approval (see ISO 3807-1:2000, ISO 3807-2:2000 or ISO 3807:2013, as applicable); cylinders fitted with pressure relief devices or manifolded together shall be carried vertically.

Alternatively, for UN No. 1001 acetylene, dissolved: cylinders which are not UN pressure receptacles may be filled with a non monolithic porous material; the working pressure, the quantity of acetylene and the quantity of solvent shall not exceed the values prescribed in the approval. The maximum test period for periodic inspection of the cylinders shall not exceed five years.

A test pressure of 52 bar shall be applied only to cylinders fitted with a fusible plug.

- q: Valve outlets of pressure receptacles for pyrophoric gases or flammable mixtures of gases containing more than 1% of pyrophoric compounds shall be fitted with gas-tight plugs or caps which shall be made of material not liable to attack by the contents of the pressure receptacle. When these pressure receptacles are manifolded in a bundle, each of the pressure receptacles shall be fitted with an individual valve that shall be closed during carriage, and the outlet of the manifold valve shall be fitted with a pressure retaining gas-tight plug or cap. Gas-tight plugs or caps shall have threads that match those of the valve outlets. Carriage in capsules is not allowed.
- r: The filling ratio of this gas shall be limited such that, if complete decomposition occurs, the pressure does not exceed two thirds of the test pressure of the pressure receptacle.
- ra: This gas may also be packed in capsules under the following conditions:
- (a) The mass of gas shall not exceed 150 g per capsule;
 - (b) The capsules shall be free from faults liable to impair the strength;
 - (c) The leakproofness of the closure shall be ensured by an additional device (cap, crown, seal, binding, etc.) capable of preventing any leakage of the closure during carriage;
 - (d) The capsules shall be placed in an outer packaging of sufficient strength. A package shall not weigh more than 75 kg.
- s: Aluminium alloy pressure receptacles shall be:
- Equipped only with brass or stainless steel valves; and
 - Cleaned for hydrocarbons contamination and not contaminated with oil. UN pressure receptacles shall be cleaned in accordance with ISO 11621:1997.

ta: (Reserved)

Periodic inspection

- u: The interval between periodic tests may be extended to 10 years for aluminium alloy pressure receptacles. This derogation may only be applied to UN pressure receptacles when the alloy of the pressure receptacle has been subjected to stress corrosion testing as specified in ISO 7866:2012 + Cor 1:2014.
- ua: The interval between periodic tests may be extended to 15 years for aluminium alloy cylinders and bundles of such cylinders if the provisions of paragraph (13) of this packing instruction are applied. This shall not apply to cylinders made from aluminium alloy AA 6351. For mixtures, this provision "ua" may be applied provided all the individual gases in the mixture have been allocated "ua" in Table 1 or Table 2.
- v: (1) The interval between inspections for steel cylinders, other than refillable welded steel cylinders for UN Nos. 1011, 1075, 1965, 1969 or 1978, may be extended to 15 years:
- (a) with the agreement of the competent authority (authorities) of the country (countries) where the periodic inspection and the carriage take place; and
 - (b) in accordance with the requirements of a technical code or a standard recognised by the competent authority.
- (2) For refillable welded steel cylinders for UN Nos. 1011, 1075, 1965, 1969 or 1978, the interval may be extended to 15 years, if the provisions of paragraph (12) of this packing instruction are applied.
- va: For seamless steel cylinders which are equipped with residual pressure valves (RPVs) (see note below) that have been designed and tested in accordance with EN ISO 15996:2005 + A1:2007 or EN ISO 15996:2017 and for bundles of seamless steel cylinders equipped with main valve(s) with a residual pressure device, tested in accordance with EN ISO 15996:2005 + A1:2007 or EN ISO 15996:2017, the interval between periodic tests may be extended to 15 years if the provisions of paragraph (13) of this packing instruction are applied. For mixtures, this provision "va" may be applied provided all the individual gases in the mixture have been allocated "va" in Table 1 or Table 2.

NOTE: "Residual Pressure Valve" (RPV) means a closure which incorporates a residual pressure device that prevents ingress of contaminants by maintaining a positive differential between the pressure within the cylinder and the valve outlet. In order to prevent back-flow of fluids into the cylinder from a higher pressure source a "Non-Return Valve" (NRV) function shall either be incorporated into the residual pressure device or be a discrete additional device in the cylinder valve, e.g. a regulator.

Requirements for N.O.S. entries and for mixtures

z: The construction materials of the pressure receptacles and their accessories shall be compatible with the contents and shall not react to form harmful or dangerous compounds therewith.

The test pressure and filling ratio shall be calculated in accordance with the relevant requirements of (5).

Toxic substances with an LC_{50} less than or equal to 200 ml/m³ shall not be carried in tubes, pressure drums or MEGCs and shall meet the requirements of special packing provision "k". However, UN 1975 Nitric oxide and dinitrogen tetroxide mixture may be carried in pressure drums.

For pressure receptacles containing pyrophoric gases or flammable mixtures of gases containing more than 1% pyrophoric compounds, the requirements of special packing provision "q" shall be met.

The necessary steps shall be taken to prevent dangerous reactions (i.e. polymerisation or decomposition) during carriage. If necessary, stabilisation or addition of an inhibitor shall be required.

Mixtures containing UN No. 1911 diborane, shall be filled to a pressure such that, if complete decomposition of the diborane occurs, two thirds of the test pressure of the pressure receptacle shall not be exceeded.

Mixtures containing UN 2192 germane, other than mixtures of up to 35% germane in hydrogen or nitrogen or up to 28% germane in helium or argon, shall be filled to a pressure such that, if complete decomposition of the germane occurs, two thirds of the test pressure of the pressure receptacle shall not be exceeded.

Requirements for substances not in Class 2

ab: Pressure receptacles shall satisfy the following conditions:

- (i) The pressure test shall include an inspection of the inside of the pressure receptacles and check of accessories;
- (ii) In addition resistance to corrosion shall be checked every two years by means of suitable instruments (e.g. ultrasound) and the condition of the accessories verified;
- (iii) Wall thickness shall not be less than 3 mm.

ac: Tests and inspections shall be carried out under the supervision of an expert approved by the competent authority.

ad: Pressure receptacles shall satisfy the following conditions:

- (i) Pressure receptacles shall be designed for a design pressure of not less than 2.1 MPa (21 bar) (gauge pressure);
- (ii) In addition to the marks for refillable receptacles, the pressure receptacles shall bear the following particulars in clearly legible and durable characters:
 - The UN number and the proper shipping name of the substance according to 3.1.2;
 - The maximum permitted mass when filled and the tare of the pressure receptacle, including accessories fitted during filling, or the gross mass.

(11) The applicable requirements of this packing instruction are considered to have been complied with if the following standards, as relevant, are applied:

Applicable requirements	Reference	Title of document
(7)	EN 13365:2002 + A1:2005	Transportable gas cylinders – Cylinder bundles for permanent and liquefied gases (excluding acetylene) – Inspection at the time of filling
(7)	EN ISO 24431:2016	Gas cylinders – Seamless, welded and composite cylinders for compressed and liquefied gases (excluding acetylene) – Inspection at time of filling
(7) (a)	ISO 10691:2004	Gas cylinders – Refillable welded steel cylinders for liquefied petroleum gas (LPG) – Procedures for checking before, during and after filling
(7) (a)	ISO 11755:2005	Gas cylinders – Cylinder bundles for compressed and liquefied gases (excluding acetylene) – Inspection at time of filling
(7) (a)	ISO 24431:2006	Gas cylinders – Cylinders for compressed and liquefied gases (excluding acetylene) – Inspection at time of filling
(7) (a) and (10) p	ISO 11372:2011	Gas cylinders – Acetylene cylinders – Filling conditions and filling inspection

		NOTE: The EN version of this ISO standard fulfils the requirements and may also be used.
(7) (a) and (10) p	ISO 13088:2011	Gas cylinders – Acetylene cylinder bundles – Filling conditions and filling inspection NOTE: The EN version of this ISO standard fulfils the requirements and may also be used.
(7)	EN 1439:2017	LPG equipment and accessories – Procedures for checking LPG cylinders before, during and after filling
(7)	EN 13952:2017	LPG equipment and accessories – Filling operations for LPG cylinders
(7)	EN 14794:2005	LPG equipment and accessories – Transportable refillable aluminium cylinders for liquefied petroleum gas (LPG) – Procedure for checking before, during and after filling

- (12) An interval of 15 years for the periodic inspection of refillable welded steel cylinders may be granted in accordance with special packing provision v (2) of paragraph (10), if the following provisions are applied.

1. General provisions

- 1.1 For the application of this section, the competent authority shall not delegate its tasks and duties to Xb bodies (inspection bodies of type B) or IS bodies (in-house inspection services) (for the definitions of Xb and IS bodies, see 6.2.3.6.1).
- 1.2 The owner of the cylinders shall apply to the competent authority for granting the 15 year interval, and shall demonstrate that the requirements of sub-paragraphs 2, 3 and 4 are met.
- 1.3 Cylinders manufactured since 1 January 1999 shall have been manufactured in conformity with the following standards:
- EN 1442; or
 - EN 13322-1; or
 - Annex I, parts 1 to 3 to Council Directive 84/527/EEC^a
- as applicable according to the table in 6.2.4.
- Other cylinders manufactured before 1 January 2009 in conformity with RID in accordance with a technical code accepted by the national competent authority may be accepted for a 15 year interval, if they are of equivalent safety to the provisions of RID as applicable at the time of application.
- 1.4 The owner shall submit documentary evidence to the competent authority demonstrating that the cylinders comply with the provisions of sub-paragraph 1.3. The competent authority shall verify that these conditions are met.
- 1.5 The competent authority shall check whether the provisions of sub-paragraphs 2 and 3 are fulfilled and correctly applied. If all provisions are fulfilled, it shall authorise the 15-year interval for the cylinders. In this authorisation, the type of cylinder (as specified in the type approval) or a group of cylinders (see Note) covered shall be clearly identified. The authorisation shall be delivered to the owner; the competent authority shall keep a copy. The owner shall keep the documents for as long as the cylinders are authorised for a 15 year interval.

NOTE: A group of cylinders is defined by the production dates of identical cylinders for a period, during which the applicable provisions of RID and of the technical code accepted by the competent authority have not changed in their technical content. Example: Cylinders of identical design and volume having been manufactured according to the provisions of RID as applicable between 1 January 1985 and 31 December 1988 in combination with a technical code accepted by the competent authority applicable for the same period, form one group in terms of the provisions of this paragraph.

- 1.6 The competent authority shall monitor the owner of the cylinders for compliance with the provisions of RID and the authorisation given as appropriate, but at least every three years or when changes to the procedures are introduced.

2. Operational provisions

- 2.1 Cylinders having been granted a 15 year interval for periodic inspection shall only be filled in filling centres applying a documented quality system to ensure that all the provisions of paragraph (7) of this packing instruction and the requirements and responsibilities of EN 1439:2017 and EN 13952:2017 are fulfilled and correctly applied.
- 2.2 The competent authority shall verify that these requirements are fulfilled and check this as appropriate, but at least every three years or when changes to the procedures are introduced.
- 2.3 The owner shall provide documentary evidence to the competent authority that the filling centre complies with the provisions of sub-paragraph 2.1.

- 2.4 If a filling centre is situated in a different RID Contracting State, the owner shall provide additional documentary evidence that the filling centre is monitored accordingly by the competent authority of that RID Contracting State.
- 2.5 To prevent internal corrosion, only gases of high quality with very low potential contamination shall be filled into the cylinders. This is deemed to be fulfilled, if the gases conform to the limitations on corrosiveness as specified in ISO 9162:1989.

3. Provisions for qualification and periodic inspection

- 3.1 Cylinders of a type or group already in use, for which a 15 year interval has been granted and to which the 15 year interval has been applied, shall be subject to a periodic inspection according to 6.2.3.5.

NOTE: For the definition of a group of cylinders, see Note to sub-paragraph 1.5.

- 3.2 If a cylinder with a 15-year interval fails the hydraulic pressure test during a periodic inspection e.g. by bursting or leakage, the owner shall investigate and produce a report on the cause of the failure and if other cylinders (e.g. of the same type or group) are affected. In the latter case, the owner shall inform the competent authority. The competent authority shall then decide on appropriate measures and inform the competent authorities of all other RID Contracting States accordingly.
- 3.3 If internal corrosion as defined in the standard applied (see sub-paragraph 1.3) has been detected, the cylinder shall be withdrawn from use and shall not be granted any further period for filling and carriage.
- 3.4 Cylinders having been granted a 15 year interval shall only be fitted with valves designed and manufactured for a minimum 15 year period of use according to EN 13152:2001 + A1:2003, EN 13153:2001 + A1:2003, EN ISO 14245:2010 or EN ISO 15995:2010. After a periodic inspection, a new valve shall be fitted to the cylinder, except that manually operated valves, which have been refurbished or inspected according to EN 14912:2005 may be re-fitted, if they are suitable for another 15 year period of use. Refurbishment or inspection shall only be carried out by the manufacturer of the valves or according to his technical instruction by an enterprise qualified for such work and operating under a documented quality system.

4. Marking

Cylinders having been granted a 15 year interval for periodic inspection in accordance with this paragraph shall additionally be marked clearly and legibly with "P15Y". This mark shall be removed if the cylinder is no longer authorised for a 15 year interval.

NOTE: This mark shall not apply to cylinders subject to the transitional provision in 1.6.2.9, 1.6.2.10 or the provisions of special packing provision v (1) of paragraph (10) of this packing instruction.

- (13) An interval of 15 years for the periodic inspection of seamless steel and aluminium alloy cylinders and bundles of such cylinders may be granted in accordance with special packing provisions ua or va of paragraph (10), if the following provisions are applied:

1. General provisions

- 1.1 For the application of this paragraph, the competent authority shall not delegate its tasks and duties to Xb bodies (inspection bodies of type B) or IS bodies (in-house inspection services) (for the definitions of Xb and IS bodies, see 6.2.3.6.1).
- 1.2 The owner of the cylinders or bundles of cylinders shall apply to the competent authority for granting the 15 year interval, and shall demonstrate that the requirements of sub-paragraphs 2, 3 and 4 are met.

1.3 Cylinders manufactured since 1 January 1999 shall have been manufactured in conformity with one of the following standards:

- EN 1964-1 or EN 1964-2; or
- EN 1975; or
- EN ISO 9809-1 or EN ISO 9809-2; or
- EN ISO 7866; or
- Annex I, parts 1 to 3 to Council Directive 84/525/EEC^b and 84/526/EEC^c

as applicable at the time of manufacture (see also the Table in 6.2.4.1).

Other cylinders manufactured before 1 January 2009 in conformity with RID in accordance with a technical code accepted by the national competent authority may be accepted for a 15 year interval for periodic inspection, if they are of equivalent safety to the provisions of RID as applicable at the time of application.

NOTE: This provision is considered to be fulfilled if the cylinder has been reassessed according to the procedure for the reassessment of conformity described in Annex III of Directive 2010/35/EU of 16 June 2010 or Annex IV, Part II, of Directive 1999/36/EC of 29 April 1999.

Cylinders and bundles of cylinders marked with the United Nations packaging symbol specified in 6.2.2.7.2 (a) shall not be granted a 15 year interval for periodic inspection.

1.4 Bundles of cylinders shall be constructed such that contact between cylinders along the longitudinal axis of the cylinders does not result in external corrosion. The supports and restraining straps shall be such as to minimise the risk of corrosion to the cylinders. Shock absorbent materials used in supports shall only be allowed if they have been treated to eliminate water absorption. Examples of suitable materials are water resistant belting and rubber.

1.5 The owner shall submit documentary evidence to the competent authority demonstrating that the cylinders comply with the provisions of sub-paragraph 1.3. The competent authority shall verify that these conditions are met.

1.6 The competent authority shall check whether the provisions of sub-paragraphs 2 and 3 are fulfilled and correctly applied. If all provisions are fulfilled, it shall authorise the 15 year interval for periodic inspection for the cylinders or bundles of cylinders. In this authorisation a group of cylinders (see Note below) covered shall be clearly identified. The authorisation shall be delivered to the owner; the competent authority shall keep a copy. The owner shall keep the documents for as long as the cylinders are authorised for a 15 year interval.

NOTE: A group of cylinders is defined by the production dates of identical cylinders for a period, during which the applicable provisions of RID and of the technical code accepted by the competent authority have not changed in their technical content. Example: Cylinders of identical design and volume having been manufactured according to the provisions of RID applicable between 1 January 1985 and 31 December 1988 in combination with a technical code accepted by the competent authority applicable for the same period form one group in terms of the provisions of this paragraph.

1.7 The owner shall ensure compliance with the provisions of RID and the authorisation given as appropriate and shall demonstrate this to the competent authority on request but at least every three years or when significant changes to the procedures are introduced.

2. Operational provisions

2.1 Cylinders or bundles of cylinders having been granted a 15 year interval for periodic inspection shall only be filled in filling centres applying a documented and certified quality system to ensure that all the provisions of paragraph (7) of this packing instruction and the requirements and responsibilities of EN ISO 24431:2016 or EN 13365:2002 as applicable are fulfilled and correctly applied. The quality system, according to the ISO 9000 (series) or equivalent, shall be certified by an accredited independent body recognized by the competent authority. This includes procedures for pre- and post-fill inspections and the filling process for cylinders, bundles of cylinders and valves.

2.2 Aluminium alloy cylinders and bundles of such cylinders without RPVs having been granted a 15 year interval for periodic inspection shall be checked prior to every fill in accordance with a documented procedure which shall at least include the following:

- Open the cylinder valve or the main valve of the bundle of cylinders main valve to check for residual pressure;
- If gas is emitted, the cylinder or bundle of cylinders may be filled;
- If no gas is emitted, the internal condition of the cylinder or bundle of cylinders shall be checked for contamination;
- If no contamination is detected, the cylinder or bundle of cylinders may be filled.
- If contamination is detected, corrective action shall be carried out.

- 2.3 Seamless steel cylinders fitted with RPVs and bundles of seamless steel cylinders equipped with main valve(s) with a residual pressure device having been granted a 15 year interval for periodic inspection shall be checked prior to every fill in accordance with a documented procedure which shall at least include the following:
- Open the cylinder valve or bundle of cylinders main valve to check for residual pressure;
 - If gas is emitted, the cylinder or bundle of cylinders may be filled;
 - If no gas is emitted the functioning of the residual pressure device shall be checked;
 - If the check shows that the residual pressure device has retained pressure the cylinder or bundle of cylinders may be filled;
 - If the check shows that the residual pressure device has not retained pressure, the internal condition of the cylinder or bundle of cylinders shall be checked for contamination:
 - If no contamination is detected, the cylinder or bundle of cylinders may be filled following repair or replacement of the residual pressure device;
 - If contamination is detected, corrective action shall be carried out.
- 2.4 To prevent internal corrosion, only gases of high quality with very low potential contamination shall be filled into cylinders or bundles of cylinders. This is deemed to be fulfilled, if the compatibility of gases/material is acceptable in accordance with EN ISO 11114-1:2012 and EN 11114-2:2013, and the gas quality meets the specifications in EN ISO 14175:2008 or, for gases not covered in the standard, a minimum purity of 99.5% by volume and a maximum moisture content of 40 ml/m³(ppm). For nitrous oxide the values shall be a minimum purity of 98% by volume and a maximum moisture content of 70 ml/m³ (ppm).
- 2.5 The owner shall ensure that the requirements of 2.1 to 2.4 are fulfilled and provide documentary evidence of this to the competent authority on request, but at least every three years or when significant changes to the procedures are introduced.
- 2.6 If a filling centre is situated in a different RID Contracting State, the owner shall provide to the competent authority, on request, additional documentary evidence that the filling centre is monitored accordingly by the competent authority of that RID Contracting State. See also 1.2.

3. Provisions for qualification and periodic inspection

- 3.1 Cylinders and bundles of cylinders already in use, for which the conditions of sub-paragraph 2 have been met from the date of the last periodic inspection to the satisfaction of the competent authority, may have their inspection period extended to 15 years from the date of the last periodic inspection. Otherwise the change of test period from ten to fifteen years shall be made at the time of periodic inspection. The periodic inspection report shall indicate that this cylinder or bundle of cylinders shall be fitted with a residual pressure device as appropriate. Other documentary evidence may be accepted by the competent authority.
- 3.2 If a cylinder with a 15 year interval fails the pressure test by bursting or leakage or if a severe defect is detected by a non-destructive test (NDT) during a periodic inspection the owner shall investigate and produce a report on the cause of the failure and if other cylinders (e.g. of the same type or group) are affected. In the latter case, the owner shall inform the competent authority. The competent authority shall then decide on appropriate measures and inform the competent authorities of all other RID Contracting States accordingly.
- 3.3 If internal corrosion and other defects as defined in the periodic inspection standards referenced in 6.2.4 have been detected, the cylinder shall be withdrawn from use and shall not be granted any further period for filling and carriage.
- 3.4 Cylinders or bundles of cylinders having been granted a 15 year interval for periodic inspection shall only be fitted with valves designed and tested according to EN 849 or EN ISO 10297 as applicable at the time of manufacture (see also the Table in 6.2.4.1). After a periodic inspection a new valve shall be fitted, except that valves which have been refurbished or inspected according to EN ISO 22434:2011 may be re-fitted.

4. Marking

Cylinders and bundles of cylinders having been granted a 15 year interval for periodic inspection in accordance with this paragraph shall have the date (year) of the next periodic inspection as required in section 5.2.1.6 (c) and at the same time additionally be marked clearly and legibly with "P15Y". This mark shall be removed if the cylinder or bundle of cylinders is no longer authorised for a 15 year interval for periodic inspection.

^a Council directive on the approximation of the laws of the Member States relating to welded unalloyed steel gas cylinders, published in the Official Journal of the European Communities No. L 300 of 19 November 1984.

^b Council directive on the approximation of the laws of the Member States relating to seamless, steel gas cylinders, published in the Official Journal of the European Communities No. L 300 of 19.11.1984.

^c Council Directive on the approximation of the laws of the Member States relating to seamless, unalloyed aluminium and aluminium alloy gas cylinders, published in the Official Journal of the European Communities No. L 300 of 19.11.1984.

Table 1: Compressed gases

UN No.	Name and description	Classification code	LC ₅₀ ml/m ³	Cylinders	Tubes	Pressure drums	Bundles of cylinders	Test period, years ^(a)	Test pressure, bar ^(b)	Maximum working pressure, bar ^(b)	Special packing provisions
1002	AIR, COMPRESSED	1 A		X	X	X	X	10			ua, va
1006	ARGON, COMPRESSED	1 A		X	X	X	X	10			ua, va
1016	CARBON MONOXIDE, COMPRESSED	1 TF	3760	X	X	X	X	5			u
1023	COAL GAS, COMPRESSED	1 TF		X	X	X	X	5			
1045	FLUORINE, COMPRESSED	1 TOC	185	X			X	5	200	30	a, k, n, o
1046	HELIUM, COMPRESSED	1 A		X	X	X	X	10			ua, va
1049	HYDROGEN, COMPRESSED	1 F		X	X	X	X	10			d, ua, va
1056	KRYPTON, COMPRESSED	1 A		X	X	X	X	10			ua, va
1065	NEON, COMPRESSED	1 A		X	X	X	X	10			ua, va
1066	NITROGEN, COMPRESSED	1 A		X	X	X	X	10			ua, va
1071	OIL GAS, COMPRESSED	1 TF		X	X	X	X	5			
1072	OXYGEN, COMPRESSED	1 O		X	X	X	X	10			s, ua, va
1612	HEXAETHYL TETRAPHOSPHATE AND COMPRESSED GAS MIXTURE	1 T		X	X	X	X	5			z
1660	NITRIC OXIDE, COMPRESSED	1 TOC	115	X			X	5	225	33	k, o
1953	COMPRESSED GAS, TOXIC, FLAMMABLE, N.O.S.	1 TF	≤ 5000	X	X	X	X	5			z
1954	COMPRESSED GAS, FLAMMABLE, N.O.S.	1 F		X	X	X	X	10			z, ua, va
1955	COMPRESSED GAS, TOXIC, N.O.S.	1 T	≤ 5000	X	X	X	X	5			z
1956	COMPRESSED GAS, N.O.S.	1 A		X	X	X	X	10			z, ua, va
1957	DEUTERIUM, COMPRESSED	1 F		X	X	X	X	10			d, ua, va
1964	HYDROCARBON GAS MIXTURE, COMPRESSED, N.O.S.	1 F		X	X	X	X	10			z, ua, va
1971	METHANE, COMPRESSED or NATURAL GAS, COMPRESSED with high methane content	1 F		X	X	X	X	10			ua, va
2034	HYDROGEN AND METHANE MIXTURE, COMPRESSED	1 F		X	X	X	X	10			d, ua, va
2190	OXYGEN DIFLUORIDE, COMPRESSED	1 TOC	2,6	X			X	5	200	30	a, k, n, o
3156	COMPRESSED GAS, OXIDIZING, N.O.S.	1 O		X	X	X	X	10			z, ua, va
3303	COMPRESSED GAS, TOXIC, OXIDIZING, N.O.S.	1 TO	≤ 5000	X	X	X	X	5			z
3304	COMPRESSED GAS, TOXIC, CORROSIVE, N.O.S.	1 TC	≤ 5000	X	X	X	X	5			z
3305	COMPRESSED GAS, TOXIC, FLAMMABLE, CORROSIVE, N.O.S.	1 TFC	≤ 5000	X	X	X	X	5			z
3306	COMPRESSED GAS, TOXIC, OXIDIZING, CORROSIVE, N.O.S.	1 TOC	≤ 5000	X	X	X	X	5			z

^(a) Not applicable for pressure receptacles made of composite materials.

^(b) Where the entries are blank, the working pressure shall not exceed two thirds of the test pressure.

Table 2: Liquefied gases and dissolved gases

UN No.	Name and description	Classification code	LC ₅₀ ml/m ³	Cylinders	Tubes	Pressure drums	Bundles of cylinders	Test period, years ^(a)	Test pressure, bar	Filling ratio	Special packing provisions
1001	ACETYLENE, DISSOLVED	4 F		X			X	10	60		c, p
1005	AMMONIA, ANHYDROUS	2 TC	4000	X	X	X	X	5	29	0.54	b, ra
1008	BORON TRIFLUORIDE	2 TC	387	X	X	X	X	5	225 300	0.715 0.86	a
1009	BROMOTRIFLUOROMETHANE (REFRIGERANT GAS R 13B1)	2 A		X	X	X	X	10	42 120 250	1.13 1.44 1.60	ra ra ra
1010	BUTADIENES, STABILIZED (1,2-butadiene) or	2 F		X	X	X	X	10	10	0.59	ra
1010	BUTADIENES, STABILIZED (1,3-butadiene) or	2 F		X	X	X	X	10	10	0.55	ra
1010	BUTADIENES AND HYDROCARBON MIXTURE, STABILIZED	2 F		X	X	X	X	10	10	0.50	ra, v, z
1011	BUTANE	2 F		X	X	X	X	10	10	0.52	ra, v
1012	BUTYLENES MIXTURES or	2 F		X	X	X	X	10	10	0.50	ra, z
1012	1-BUTYLENE or	2 F		X	X	X	X	10	10	0.53	
1012	CIS-2-BUTYLENE or	2 F		X	X	X	X	10	10	0.55	
1012	TRANS-2 BUTYLENE	2 F		X	X	X	X	10	10	0.54	
1013	CARBON DIOXIDE	2 A		X	X	X	X	10	190 250	0.68 0.76	ra, ua, va ra, ua, va
1017	CHLORINE	2 TOC	293	X	X	X	X	5	22	1.25	a, ra
1018	CHLORODIFLUOROMETHANE (REFRIGERANT GAS R 22)	2 A		X	X	X	X	10	27	1.03	ra
1020	CHLOROPENTAFLUOROETHANE (REFRIGERANT GAS R 115)	2 A		X	X	X	X	10	25	1.05	ra
1021	1-CHLORO-1,2,2,2-TETRAFLUOROETHANE (REFRIGERANT GAS R 124)	2 A		X	X	X	X	10	11	1.20	
1022	CHLOROTRIFLUOROMETHANE (REFRIGERANT GAS R 13)	2 A		X	X	X	X	10	100 120 190 250	0.83 0.90 1.04 1.11	ra ra ra ra
1026	CYANOGEN	2 TF	350	X	X	X	X	5	100	0.70	ra, u
1027	CYCLOPROPANE	2 F		X	X	X	X	10	18	0.55	ra
1028	DICHLORODIFLUOROMETHANE (REFRIGERANT GAS R 12)	2 A		X	X	X	X	10	16	1.15	ra
1029	DICHLOROFLUOROMETHANE (REFRIGERANT GAS R 21)	2 A		X	X	X	X	10	10	1.23	ra
1030	1,1-DIFLUOROETHANE (REFRIGERANT GAS R 152a)	2 F		X	X	X	X	10	16	0.79	ra
1032	DIMETHYLAMINE, ANHYDROUS	2 F		X	X	X	X	10	10	0.59	b, ra
1033	DIMETHYL ETHER	2 F		X	X	X	X	10	18	0.58	ra
1035	ETHANE	2 F		X	X	X	X	10	95 120 300	0.25 0.30 0.40	ra ra ra
1036	ETHYLAMINE	2 F		X	X	X	X	10	10	0.61	b, ra
1037	ETHYL CHLORIDE	2 F		X	X	X	X	10	10	0.80	a, ra
1039	ETHYL METHYL ETHER	2 F		X	X	X	X	10	10	0.64	ra
1040	ETHYLENE OXIDE, or	2 TF	2900	X	X	X	X	5	15	0.78	l, ra
1040	ETHYLENE OXIDE WITH NITROGEN up to a total pressure of 1MPa (10 bar) at 50 °C										
1041	ETHYLENE OXIDE AND CARBON DIOXIDE MIXTURE with more than 9% but not more than 87% ethylene oxide	2 F		X	X	X	X	10	190 250	0.66 0.75	ra ra
1043	FERTILIZER AMMONIATING SOLUTION with free ammonia	CARRIAGE PROHIBITED									
1048	HYDROGEN BROMIDE, ANHYDROUS	2 TC	2860	X	X	X	X	5	60	1.51	a, d, ra

UN No.	Name and description	Classification code	LC ₅₀ ml/m ³	Cylinders	Tubes	Pressure drums	Bundles of cylinders	Test period, years ^(a)	Test pressure, bar	Filling ratio	Special packing provisions
1050	HYDROGEN CHLORIDE, ANHYDROUS	2 TC	2810	X	X	X	X	5	100 120 150 200	0.30 0.56 0.67 0.74	a, d, ra a, d, ra a, d, ra a, d, ra
1053	HYDROGEN SULPHIDE	2 TF	712	X	X	X	X	5	48	0.67	d, ra, u
1055	ISOBUTYLENE	2 F		X	X	X	X	10	10	0.52	ra
1058	LIQUEFIED GASES, non-flammable, charged with nitrogen, carbon dioxide or air	2 A		X	X	X	X	10			ra, z
1060	METHYLACETYLENE AND PROPADIENE MIXTURE, STABILIZED Propadiene with 1% to 4% methylacetylene Mixture P1 Mixture P2	2 F		X	X	X	X	10			c, ra, z
				X	X	X	X	10	22	0.52	c, ra
				X	X	X	X	10	30	0.49	c, ra
				X	X	X	X	10	24	0.47	c, ra
1061	METHYLAMINE, ANHYDROUS	2 F		X	X	X	X	10	13	0.58	b, ra
1062	METHYL BROMIDE with not more than 2% chloropicrin	2 T	850	X	X	X	X	5	10	1.51	a
1063	METHYL CHLORIDE (REFRIGERANT GAS R 40)	2 F		X	X	X	X	10	17	0.81	a, ra
1064	METHYL MERCAPTAN	2 TF	1350	X	X	X	X	5	10	0.78	d, ra, u
1067	DINITROGEN TETROXIDE (NITROGEN DIOXIDE)	2 TOC	115	X		X	X	5	10	1.30	k
1069	NITROSYL CHLORIDE	2 TC	35	X			X	5	13	1.10	k, ra
1070	NITROUS OXIDE	2 O		X	X	X	X	10	180 225 250	0.68 0.74 0.75	ua, va ua, va ua, va
1075	PETROLEUM GASES, LIQUEFIED	2 F		X	X	X	X	10			v, z
1076	PHOSGENE	2 TC	5	X		X	X	5	20	1.23	a, k, ra
1077	PROPYLENE	2 F		X	X	X	X	10	27	0.43	ra
1078	REFRIGERANT GAS, N.O.S. Mixture F 1 Mixture F 2 Mixture F 3	2 A		X	X	X	X	10	12 18 29	1.23 1.15 1.03	ra, z
1079	SULPHUR DIOXIDE	2 TC	2520	X	X	X	X	5	12	1.23	ra
1080	SULPHUR HEXAFLUORIDE	2 A		X	X	X	X	10	70 140 160	1.06 1.34 1.38	ra, ua, va ra, ua, va ra, ua, va
1081	TETRAFLUOROETHYLENE, STABILIZED	2 F		X	X	X	X	10	200		m, o, ra
1082	TRIFLUOROCHLOROETHYLENE, STABILIZED (REFRIGERANT GAS R 1113)	2 TF	2000	X	X	X	X	5	19	1.13	ra, u
1083	TRIMETHYLAMINE, ANHYDROUS	2 F		X	X	X	X	10	10	0.56	b, ra
1085	VINYL BROMIDE, STABILIZED	2 F		X	X	X	X	10	10	1.37	a, ra
1086	VINYL CHLORIDE, STABILIZED	2 F		X	X	X	X	10	12	0.81	a, ra
1087	VINYL METHYL ETHER, STABILIZED	2 F		X	X	X	X	10	10	0.67	ra
1581	CHLOROPICRIN AND METHYL BROMIDE MIXTURE with more than 2% chloropicrin	2 T	850	X	X	X	X	5	10	1.51	a
1582	CHLOROPICRIN AND METHYL CHLORIDE MIXTURE	2 T	^(d)	X	X	X	X	5	17	0.81	a
1589	CYANOGEN CHLORIDE, STABILIZED	2 TC	80	X			X	5	20	1.03	k
1741	BORON TRICHLORIDE	2 TC	2541	X	X	X	X	5	10	1.19	a, ra
1749	CHLORINE TRIFLUORIDE	2 TOC	299	X	X	X	X	5	30	1.40	a
1858	HEXAFLUOROPROPYLENE (REFRIGERANT GAS R 1216)	2 A		X	X	X	X	10	22	1.11	ra
1859	SILICON TETRAFLUORIDE	2 TC	450	X	X	X	X	5	200 300	0.74 1.10	a
1860	VINYL FLUORIDE, STABILIZED	2 F		X	X	X	X	10	250	0.64	a, ra
1911	DIBORANE	2 TF	80	X			X	5	250	0.07	d, k, o
1912	METHYL CHLORIDE AND METHYLENE CHLORIDE MIXTURE	2 F		X	X	X	X	10	17	0.81	a, ra

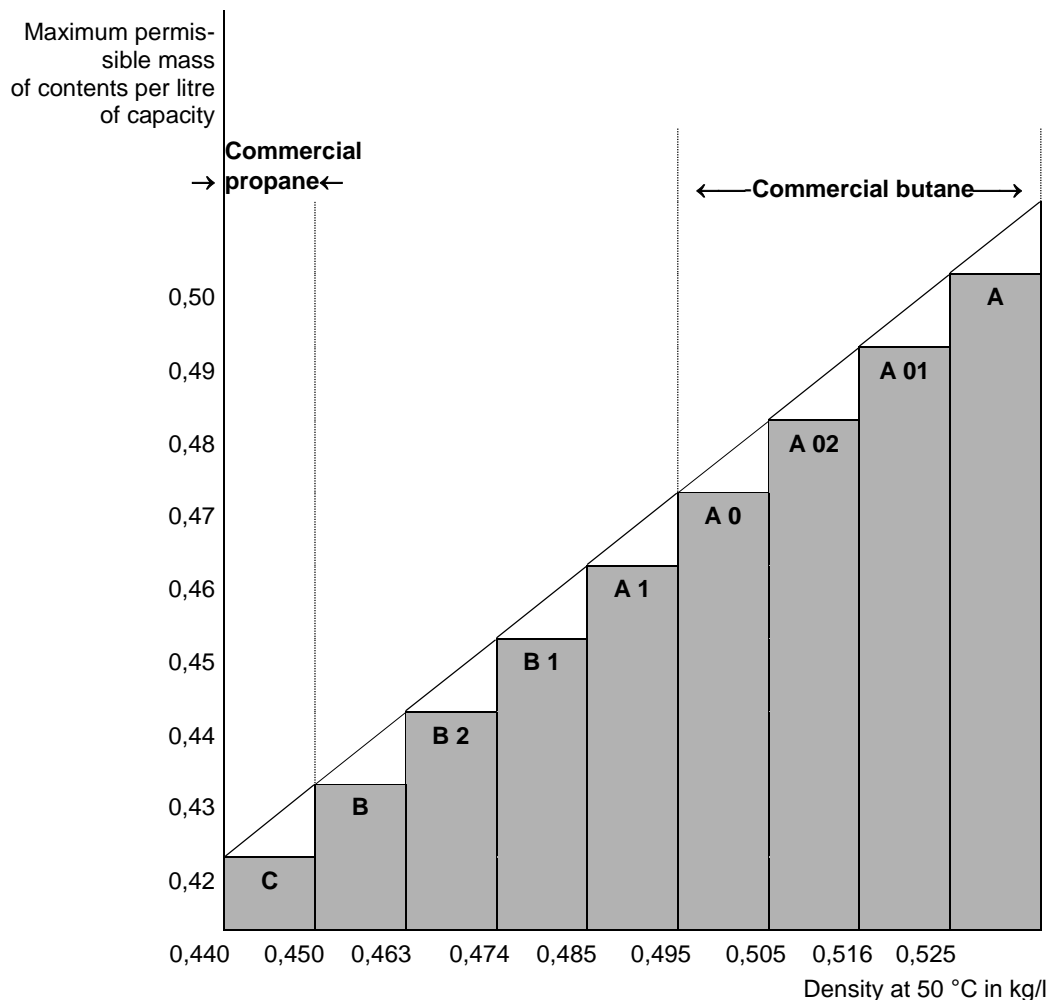
UN No.	Name and description	Classification code	LC ₅₀ ml/m ³	Cylinders	Tubes	Pressure drums	Bundles of cylinders	Test period, years ^(a)	Test pressure, bar	Filling ratio	Special packing provisions
1952	ETHYLENE OXIDE AND CARBON DIOXIDE MIXTURE with not more than 9% ethylene oxide	2 A		X	X	X	X	10	190 250	0.66 0.75	ra ra
1958	1,2-DICHLORO-1,1,2,2-TETRAFLUOROETHANE (REFRIGERANT GAS R 114)	2 A		X	X	X	X	10	10	1.30	ra
1959	1,1-DIFLUOROETHYLENE (REFRIGERANT GAS R 1132a)	2 F		X	X	X	X	10	250	0.77	ra
1962	ETHYLENE	2 F		X	X	X	X	10	225 300	0.34 0.38	
1965	HYDROCARBON GAS MIXTURE, LIQUEFIED, N.O.S Mixture A Mixture A 01 Mixture A 02 Mixture A 0 Mixture A 1 Mixture B 1 Mixture B 2 Mixture B Mixture C	2 F		X	X	X	X	10 10 10 10 10 10 10 10 10 10	(b) 10 15 15 15 20 25 25 25 25 30	0.50 0.49 0.48 0.47 0.46 0.45 0.44 0.43 0.42	ra, v, z
1967	INSECTICIDE GAS, TOXIC, N.O.S.	2 T		X	X	X	X	5			z
1968	INSECTICIDE GAS, N.O.S.	2 A		X	X	X	X	10			ra, z
1969	ISOBUTANE	2 F		X	X	X	X	10	10	0.49	ra, v
1973	CHLORODIFLUOROMETHANE AND CHLOROPENTAFLUOROETHANE MIXTURE with fixed boiling point, with approximately 49% chlorodifluoromethane (REFRIGERANT GAS R 502)	2 A		X	X	X	X	10	31	1.01	ra
1974	CHLORODIFLUOROBROMOMETHANE (REFRIGERANT GAS R 12B1)	2 A		X	X	X	X	10	10	1.61	ra
1975	NITRIC OXIDE AND DINITROGEN TETROXIDE MIXTURE (NITRIC OXIDE AND NITROGEN DIOXIDE MIXTURE)	2 TOC	115	X		X	X	5			k, z
1976	OCTAFLUOROCYCLOBUTANE (REFRIGERANT GAS RC 318)	2 A		X	X	X	X	10	11	1.32	ra
1978	PROPANE	2 F		X	X	X	X	10	23	0.43	ra, v
1982	TETRAFLUOROMETHANE (REFRIGERANT GAS R 14)	2 A		X	X	X	X	10	200 300	0.71 0.90	
1983	1-CHLORO-2,2,2-TRIFLUOROETHANE (REFRIGERANT GAS R 133a)	2 A		X	X	X	X	10	10	1.18	ra
1984	TRIFLUOROMETHANE (REFRIGERANT GAS R 23)	2 A		X	X	X	X	10	190 250	0.88 0.96	ra ra
2035	1,1,1-TRIFLUOROETHANE (REFRIGERANT GAS R 143a)	2 F		X	X	X	X	10	35	0.73	ra
2036	XENON	2 A		X	X	X	X	10	130	1.28	
2044	2,2-DIMETHYLPROPANE	2 F		X	X	X	X	10	10	0.53	ra
2073	AMMONIA SOLUTION, relative density less than 0.880 at 15 °C in water, with more than 35% but not more than 40% ammonia with more than 40% but not more than 50% ammonia	4 A		X X	X X	X X	X X	5 5	10 12	0.80 0.77	b b
2188	ARSINE	2 TF	20	X			X	5	42	1.10	d, k
2189	DICHLOROSILANE	2 TFC	314	X	X	X	X	5	10 200	0.90 1.08	a
2191	SULPHURYL FLUORIDE	2 T	3020	X	X	X	X	5	50	1.10	u
2192	GERMANE ^(c)	2 TF	620	X	X	X	X	5	250	0.064	d, q, r, ra
2193	HEXAFLUOROETHANE (REFRIGERANT GAS R 116)	2 A		X	X	X	X	10	200	1.13	
2194	SELENIUM HEXAFLUORIDE	2 TC	50	X			X	5	36	1.46	k, ra
2195	TELLURIUM HEXAFLUORIDE	2 TC	25	X			X	5	20	1.00	k, ra

UN No.	Name and description	Classification code	LC ₅₀ ml/m ³	Cylinders	Tubes	Pressure drums	Bundles of cylinders	Test period, years ^(a)	Test pressure, bar	Filling ratio	Special packing provisions
2196	TUNGSTEN HEXAFLUORIDE	2 TC	160	X			X	5	10	3.08	a, k, ra
2197	HYDROGEN IODIDE, ANHYDROUS	2 TC	2860	X	X	X	X	5	23	2.25	a, d, ra
2198	PHOSPHORUS PENTAFLUORIDE	2 TC	190	X			X	5	200 300	0.90 1.25	k k
2199	PHOSPHINE ^(c)	2 TF	20	X			X	5	225 250	0.30 0.45	d, k, q d, k, q
2200	PROPADIENE, STABILIZED	2 F		X	X	X	X	10	22	0.50	ra
2202	HYDROGEN SELENIDE, ANHYDROUS	2 TF	2	X			X	5	31	1.60	k
2203	SILANE ^(c)	2 F		X	X	X	X	10	225 250	0.32 0.36	q q
2204	CARBONYL SULPHIDE	2 TF	1700	X	X	X	X	5	30	0.87	ra, u
2417	CARBONYL FLUORIDE	2 TC	360	X	X	X	X	5	200 300	0.47 0.70	
2418	SULPHUR TETRAFLUORIDE	2 TC	40	X			X	5	30	0.91	a, k, ra
2419	BROMOTRIFLUORO-ETHYLENE	2 F		X	X	X	X	10	10	1.19	ra
2420	HEXAFLUOROACETONE	2 TC	470	X	X	X	X	5	22	1.08	ra
2421	NITROGEN TRIOXIDE	2 TOC	CARRIAGE PROHIBITED								
2422	OCTAFLUOROBUT-2-ENE (REFRIGERANT GAS R 1318)	2 A		X	X	X	X	10	12	1.34	ra
2424	OCTAFLUOROPROPANE (REFRIGERANT GAS R 218)	2 A		X	X	X	X	10	25	1.04	ra
2451	NITROGEN TRIFLUORIDE	2 O		X	X	X	X	10	200	0.50	
2452	ETHYLACETYLENE, STABILIZED	2 F		X	X	X	X	10	10	0.57	c, ra
2453	ETHYL FLUORIDE (REFRIGERANT GAS R 161)	2 F		X	X	X	X	10	30	0.57	ra
2454	METHYL FLUORIDE (REFRIGERANT GAS R 41)	2 F		X	X	X	X	10	300	0.63	ra
2455	METHYL NITRITE	2 A	CARRIAGE PROHIBITED								
2517	1-CHLORO-1,1-DIFLUOROETHANE (REFRIGERANT GAS R 142b)	2 F		X	X	X	X	10	10	0.99	ra
2534	METHYLCHLOROSILANE	2 TFC	600	X	X	X	X	5			ra, z
2548	CHLORINE PENTAFLUORIDE	2 TOC	122	X			X	5	13	1.49	a, k
2599	CHLOROTRIFLUORO-METHANE AND TRIFLUOROMETHANE AZEOTROPIC MIXTURE with approximately 60% chlorotri-fluoromethane (REFRIGERANT GAS R 503)	2 A		X	X	X	X	10	31 42 100	0.12 0.17 0.64	ra ra ra
2601	CYCLOBUTANE	2 F		X	X	X	X	10	10	0.63	ra
2602	DICHLORODIFLUORO-METHANE AND DIFLUOROETHANE AZEOTROPIC MIXTURE with approximately 74% dichlorodifluoromethane (REFRIGERANT GAS R 500)	2 A		X	X	X	X	10	22	1.01	ra
2676	STIBINE	2 TF	20	X			X	5	200	0.49	k, r, ra
2901	BROMINE CHLORIDE	2 TOC	290	X	X	X	X	5	10	1.50	a
3057	TRIFLUOROACETYL CHLORIDE	2 TC	10	X		X	X	5	17	1.17	k, ra
3070	ETHYLENE OXIDE AND DICHLORODIFLUOROMETHANE MIXTURE with not more than 12,5% ethylene oxide	2 A		X	X	X	X	10	18	1.09	ra
3083	PERCHLORYL FLUORIDE	2 TO	770	X	X	X	X	5	33	1.21	u
3153	PERFLUORO(METHYL VINYL ETHER)	2 F		X	X	X	X	10	20	0.75	ra
3154	PERFLUORO(ETHYL VINYL ETHER)	2 F		X	X	X	X	10	10	0.98	ra
3157	LIQUEFIED GAS, OXIDIZING, N.O.S.	2 O		X	X	X	X	10			z
3159	1,1,1,2-TETRAFLUOROETHANE (REFRIGERANT GAS R 134a)	2 A		X	X	X	X	10	18	1.05	ra
3160	LIQUEFIED GAS, TOXIC, FLAMMABLE, N.O.S.	2 TF	≤ 5000	X	X	X	X	5			ra, z
3161	LIQUEFIED GAS, FLAMMABLE, N.O.S.	2 F		X	X	X	X	10			ra, z
3162	LIQUEFIED GAS, TOXIC, N.O.S.	2 T	≤ 5000	X	X	X	X	5			z
3163	LIQUEFIED GAS, N.O.S.	2 A		X	X	X	X	10			ra, z
3220	PENTAFLUOROETHANE (REFRIGERANT GAS R 125)	2 A		X	X	X	X	10	49 35	0.95 0.87	ra ra

UN No.	Name and description	Classification code	LC ₅₀ ml/m ³	Cylinders	Tubes	Pressure drums	Bundles of cylinders	Test period, years ^(a)	Test pressure, bar	Filling ratio	Special packing provisions
3252	DIFLUOROMETHANE (REFRIGERANT GAS R 32)	2 F		X	X	X	X	10	48	0.78	ra
3296	HEPTAFLUOROPROPANE (REFRIGERANT GAS R 227)	2 A		X	X	X	X	10	13	1.21	ra
3297	ETHYLENE OXIDE AND CHLOROTETRAFLUOROETHANE MIXTURE with not more than 8.8% ethylene oxide	2 A		X	X	X	X	10	10	1.16	ra
3298	ETHYLENE OXIDE AND PENTAFLUOROETHANE MIXTURE with not more than 7.9% ethylene oxide	2 A		X	X	X	X	10	26	1.02	ra
3299	ETHYLENE OXIDE AND TETRAFLUOROETHANE MIXTURE with not more than 5.6% ethylene oxide	2 A		X	X	X	X	10	17	1.03	ra
3300	ETHYLENE OXIDE AND CARBON DIOXIDE MIXTURE with more than 87% ethylene oxide	2 TF	> 2900	X	X	X	X	5	28	0.73	ra
3307	LIQUEFIED GAS, TOXIC, OXIDIZING, N.O.S.	2 TO	≤ 5000	X	X	X	X	5			z
3308	LIQUEFIED GAS, TOXIC, CORROSIVE, N.O.S.	2 TC	≤ 5000	X	X	X	X	5			ra, z
3309	LIQUEFIED GAS, TOXIC, FLAMMABLE, CORROSIVE, N.O.S.	2 TFC	≤ 5000	X	X	X	X	5			ra, z
3310	LIQUEFIED GAS, TOXIC, OXIDIZING, CORROSIVE, N.O.S.	2 TOC	≤ 5000	X	X	X	X	5			z
3318	AMMONIA SOLUTION, relative density less than 0.880 at 15 °C in water, with more than 50% ammonia	4 TC		X	X	X	X	5			b
3337	REFRIGERANT GAS R 404A (Pentafluoroethane, 1,1,1-trifluoroethane, and 1,1,1,2-tetrafluoroethane zeotropic mixture with approximately 44% pentafluoroethane and 52% 1,1,1-trifluoroethane)	2 A		X	X	X	X	10	36	0.82	ra
3338	REFRIGERANT GAS R 407A (Difluoromethane, pentafluoroethane, and 1,1,1,2-tetrafluoroethane zeotropic mixture with approximately 20% difluoromethane and 40% pentafluoroethane)	2 A		X	X	X	X	10	32	0.94	ra
3339	REFRIGERANT GAS R 407B (Difluoromethane, pentafluoroethane, and 1,1,1,2-tetrafluoroethane zeotropic mixture with approximately 10% difluoromethane and 70% pentafluoroethane)	2 A		X	X	X	X	10	33	0.93	ra
3340	REFRIGERANT GAS R 407C (Difluoromethane, pentafluoroethane, and 1,1,1,2-tetrafluoroethane zeotropic mixture with approximately 23% difluoromethane and 25% pentafluoroethane)	2 A		X	X	X	X	10	30	0.95	ra
3354	INSECTICIDE GAS, FLAMMABLE, N.O.S.	2 F		X	X	X	X	10			ra, z
3355	INSECTICIDE GAS, TOXIC, FLAMMABLE, N.O.S.	2 TF		X	X	X	X	5			ra, z
3374	ACETYLENE, SOLVENT FREE	2 F		X			X	5	60		c, p

(a) Not applicable for pressure receptacles made of composite materials.

(b) For mixtures of UN No. 1965, the maximum permissible filling mass per litre of capacity is as follows:



- (c) Considered as pyrophoric.
- (d) Considered to be toxic. The LC₅₀ value still to be determined.

Table 3: Substances not in class 2

UN No.	Name and description	Class	Classification Code	LC ₅₀ ml/m ³	Cylinders	Tubes	Pressure drums	Bundles of cylinders	Test period, years ^(a)	Test pressure, bar	Filling ratio	Special packing provisions
1051	HYDROGEN CYANIDE, STABILIZED containing less than 3% water	6.1	TF1	40	X			X	5	100	0.55	k
1052	HYDROGEN FLUORIDE, ANHYDROUS	8	CT1	966	X		X	X	5	10	0.84	a, ab,ac
1745	BROMINE PENTAFLUORIDE	5.1	OTC	25	X		X	X	5	10	(b)	k,ab,ad,
1746	BROMINE TRIFLUORIDE	5.1	OTC	50	X		X	X	5	10	(b)	k,ab,ad
2495	IODINE PENTAFLUORIDE	5.1	OTC	120	X		X	X	5	10	(b)	k,ab,ad

- (a) Not applicable for pressure receptacles made of composite materials.
- (b) A minimum ullage of 8% by volume is required.

P 201	PACKING INSTRUCTION	P 201
This instruction applies to UN Nos. 3167, 3168 and 3169.		
<p>The following packagings are authorized:</p> <p>(1) Cylinders and gas receptacles conforming to the construction, testing and filling requirements approved by the competent authority.</p> <p>(2) The following combination packagings provided that the general provisions of 4.1.1 and 4.1.3 are met:</p> <p>Outer packagings:</p> <p>Drums (1A1, 1A2, 1B1, 1B2, 1N1, 1N2, 1H1, 1H2, 1D, 1G);</p> <p>Boxes (4A, 4B, 4N, 4C1, 4C2, 4D, 4F, 4G, 4H1, 4H2);</p> <p>Jerricans (3A1, 3A2, 3B1, 3B2, 3H1, 3H2).</p> <p>Inner packagings:</p> <p>(a) For non-toxic gases, hermetically sealed inner packagings of glass or metal with a maximum capacity of 5 litres per package;</p> <p>(b) For toxic gases, hermetically sealed inner packagings of glass or metal with a maximum capacity of 1 litre per package.</p> <p>Packagings shall conform to the packing group III performance level.</p>		

P 202	PACKING INSTRUCTION	P 202
(Reserved)		

P 203	PACKING INSTRUCTION	P 203
This instruction applies to Class 2 refrigerated liquefied gases.		
Requirements for closed cryogenic receptacles		
<p>(1) The special packing provisions of 4.1.6 shall be met.</p> <p>(2) The requirements of Chapter 6.2 shall be met.</p> <p>(3) The closed cryogenic receptacles shall be so insulated that they do not become coated with frost.</p> <p>(4) Test pressure</p> <p>Refrigerated liquids shall be filled in closed cryogenic receptacles with the following minimum test pressures:</p> <p>(a) For closed cryogenic receptacles with vacuum insulation, the test pressure shall not be less than 1.3 times the sum of the maximum internal pressure of the filled receptacle, including during filling and discharge, plus 100 kPa (1 bar);</p> <p>(b) For other closed cryogenic receptacles, the test pressure shall be not less than 1.3 times the maximum internal pressure of the filled receptacle, taking into account the pressure developed during filling and discharge.</p> <p>(5) Degree of filling</p> <p>For non-flammable, non-toxic refrigerated liquefied gases (classification codes 3 A and 3 O) the volume of liquid phase at the filling temperature and at a pressure of 100 kPa (1 bar) shall not exceed 98% of the water capacity of the pressure receptacle.</p> <p>For flammable refrigerated liquefied gases (classification code 3 F) the degree of filling shall remain below the level at which, if the contents were raised to the temperature at which the vapour pressure equalled the opening pressure of the relief valve, the volume of the liquid phase would reach 98% of the water capacity at that temperature.</p> <p>(6) Pressure-relief devices</p> <p>Closed cryogenic receptacles shall be fitted with at least one pressure-relief device.</p> <p>(7) Compatibility</p> <p>Materials used to ensure the leakproofness of the joints or for the maintenance of the closures shall be compatible with the contents. In the case of receptacles intended for the carriage of oxidizing gases (classification code 3 O), these materials shall not react with these gases in a dangerous manner.</p> <p>(8) Periodic inspection</p> <p>(a) The periodic inspection and test frequencies of pressure relief valves in accordance with 6.2.1.6.3 shall not exceed five years.</p> <p>(b) The periodic inspection and test frequencies of non-UN closed cryogenic receptacles in accordance with 6.2.3.5.2 shall not exceed 10 years.</p>		
Requirements for open cryogenic receptacles		
Only the following non oxidizing refrigerated liquefied gases of classification code 3 A may be carried in open cryogenic receptacles: UN Nos. 1913, 1951, 1963, 1970, 1977, 2591, 3136 and 3158.		
Open cryogenic receptacles shall be constructed to meet the following requirements:		
<p>(1) The receptacles shall be designed, manufactured, tested and equipped in such a way as to withstand all conditions, including fatigue, to which they will be subjected during their normal use and during normal conditions of carriage.</p> <p>(2) The capacity shall be not more than 450 litres.</p> <p>(3) The receptacle shall have a double wall construction with the space between the inner and outer wall being evacuated (vacuum insulation). The insulation shall prevent the formation of hoar frost on the exterior of the receptacle.</p> <p>(4) The materials of construction shall have suitable mechanical properties at the service temperature.</p> <p>(5) Materials which are in direct contact with the dangerous goods shall not be affected or weakened by the dangerous goods intended to be carried and shall not cause a dangerous effect, e.g. catalysing a reaction or reacting with the dangerous goods.</p> <p>(6) Receptacles of glass double wall construction shall have an outer packaging with suitable cushioning or absorbent materials which withstand the pressures and impacts liable to occur under normal conditions of carriage.</p>		

- | |
|--|
| <p>(7) The receptacle shall be designed to remain in an upright position during carriage, e.g. have a base whose smaller horizontal dimension is greater than the height of the centre of gravity when filled to capacity or be mounted on gimbals.</p> <p>(8) The openings of the receptacles shall be fitted with devices allowing gases to escape, preventing any splashing out of liquid, and so configured that they remain in place during carriage.</p> <p>(9) Open cryogenic receptacles shall bear the following marks permanently affixed e.g. by stamping, engraving or etching:</p> <ul style="list-style-type: none"> – The manufacturer's name and address; – The model number or name; – The serial or batch number; – The UN number and proper shipping name of gases for which the receptacle is intended; – The capacity of the receptacle in litres. |
|--|

P 204	PACKING INSTRUCTION	P 204
(Deleted)		

P 205	PACKING INSTRUCTION	P 205
This instruction applies to UN No. 3468.		
<p>(1) For metal hydride storage systems, the special packing provisions of 4.1.6 shall be met.</p> <p>(2) Only pressure receptacles not exceeding 150 litres in water capacity and having a maximum developed pressure not exceeding 25 MPa are covered by this packing instruction.</p> <p>(3) Metal hydride storage systems meeting the applicable requirements for the construction and testing of pressure receptacles containing gas of Chapter 6.2 are authorised for the carriage of hydrogen only.</p> <p>(4) When steel pressure receptacles or composite pressure receptacles with steel liners are used, only those bearing the "H" mark, in accordance with 6.2.2.9.2 (j) shall be used.</p> <p>(5) Metal hydride storage systems shall meet the service conditions, design criteria, rated capacity, type tests, batch tests, routine tests, test pressure, rated charging pressure and provisions for pressure relief devices for transportable metal hydride storage systems specified in ISO 16111:2008 (Transportable gas storage devices – Hydrogen absorbed in reversible metal hydride) and their conformity and approval shall be assessed in accordance with 6.2.2.5.</p> <p>(6) Metal hydride storage systems shall be filled with hydrogen at a pressure not exceeding the rated charging pressure shown in the permanent mark on the system as specified by ISO 16111:2008.</p> <p>(7) The periodic test requirements for a metal hydride storage system shall be in accordance with ISO 16111:2008 and carried out in accordance with 6.2.2.6, and the interval between periodic inspections shall not exceed five years.</p>		

P 206	PACKING INSTRUCTION	P 206
This instruction applies to UN Nos. 3500, 3501, 3502, 3503, 3504 and 3505.		
Unless otherwise indicated in RID, cylinders and pressure drums conforming to the applicable requirements of Chapter 6.2 are authorized.		
<p>(1) The special packing provisions of 4.1.6 shall be met.</p> <p>(2) The maximum test period for periodic inspection shall be 5 years.</p> <p>(3) Cylinders and pressure drums shall be so filled that at 50 °C the non-gaseous phase does not exceed 95% of their water capacity and they are not completely filled at 60 °C. When filled, the internal pressure at 65 °C shall not exceed the test pressure of the cylinders and pressure drums. The vapour pressures and volumetric expansion of all substances in the cylinders and pressure drums shall be taken into account.</p> <p>For liquids charged with a compressed gas both components – the liquid and the compressed gas – have to be taken into consideration in the calculation of the internal pressure in the pressure receptacle. When experimental data is not available, the following steps shall be carried out:</p> <p>(a) Calculation of the vapour pressure of the liquid and of the partial pressure of the compressed gas at 15 °C (filling temperature);</p> <p>(b) Calculation of the volumetric expansion of the liquid phase resulting from the heating from 15 °C to 65 °C and calculation of the remaining volume for the gaseous phase;</p> <p>(c) Calculation of the partial pressure of the compressed gas at 65 °C considering the volumetric expansion of the liquid phase;</p> <p>NOTE: The compressibility factor of the compressed gas at 15 °C and 65 °C shall be considered.</p> <p>(d) Calculation of the vapour pressure of the liquid at 65 °C;</p> <p>(e) The total pressure is the sum of the vapour pressure of the liquid and the partial pressure of the compressed gas at 65 °C;</p> <p>(f) Consideration of the solubility of the compressed gas at 65 °C in the liquid phase.</p> <p>The test pressure of the cylinders or pressure drums shall not be less than the calculated total pressure minus 100 kPa (1 bar).</p> <p>If the solubility of the compressed gas in the liquid phase is not known for the calculation, the test pressure can be calculated without taking the gas solubility (sub-paragraph (f)) into account.</p> <p>(4) The minimum test pressure shall be in accordance with packing instruction P 200 for the propellant but shall not be less than 20 bar.</p>		
<p>Additional requirement</p> <p>Cylinders and pressure drums shall not be offered for carriage when connected with spray application equipment such as a hose and wand assembly.</p>		
<p>Special packing provision</p>		
PP 89	For UN Nos. 3501, 3502, 3503, 3504 and 3505, notwithstanding 4.1.6.9 (b), non-refillable cylinders used may have a water capacity not exceeding 1 000 litres divided by the test pressure expressed in bars provided capacity and pressure restrictions of the construction standard comply with ISO 11118:1999, which limits the maximum capacity to 50 litres.	

P 208	PACKING INSTRUCTION	P 208
This instruction applies to Class 2 adsorbed gases.		
<p>(1) The following packagings are authorized provided the general packing requirements of 4.1.6.1 are met: Cylinders specified in Chapter 6.2 and in accordance with ISO 11513:2011 or ISO 9809-1:2010.</p> <p>(2) The pressure of each filled cylinder shall be less than 101.3 kPa at 20 °C and less than 300 kPa at 50 °C.</p> <p>(3) The minimum test pressure of the cylinder shall be 21 bar.</p> <p>(4) The minimum burst pressure of the cylinder shall be 94.5 bar.</p> <p>(5) The internal pressure at 65 °C of the filled cylinder shall not exceed the test pressure of the cylinder.</p> <p>(6) The adsorbent material shall be compatible with the cylinder and shall not form harmful or dangerous compounds with the gas to be adsorbed. The gas in combination with the adsorbent material shall not affect or weaken the cylinder or cause a dangerous reaction (e.g. a catalyzing reaction).</p> <p>(7) The quality of the adsorbent material shall be verified at the time of each fill to ensure that the pressure and chemical stability requirements of this packing instruction are met each time an adsorbed gas package is offered for carriage.</p> <p>(8) The adsorbent material shall not meet the criteria of any of the classes in RID.</p> <p>(9) Requirements for cylinders and closures containing toxic gases with an LC₅₀ less than or equal to 200 ml/m³ (ppm) (see Table 1) shall be as follows:</p> <ul style="list-style-type: none"> (a) Valve outlets shall be fitted with pressure retaining gas-tight plugs or caps having threads matching those of the valve outlets. (b) Each valve shall either be of the packless type with non-perforated diaphragm, or be of a type which prevents leakage through or past the packing. (c) Each cylinder and closure shall be tested for leakage after filling. (d) Each valve shall be capable of withstanding the test pressure of the cylinder and be directly connected to the cylinder by either a taper-thread or other means which meets the requirements of ISO 10692-2:2001. (e) Cylinders and valves shall not be fitted with a pressure relief device. <p>(10) Valve outlets for cylinders containing pyrophoric gases shall be fitted with gas-tight plugs or caps having threads matching those of the valve outlets.</p> <p>(11) The filling procedure shall be in accordance with Annex A of ISO 11513:2011.</p> <p>(12) The maximum period for periodic inspections shall be 5 years.</p> <p>(13) Special packing provisions that are specific to a substance (see Table 1).</p> <p><i>Material compatibility</i></p> <ul style="list-style-type: none"> a: Aluminium alloy cylinders shall not be used. d: When steel cylinders are used, only those bearing the "H" mark in accordance with 6.2.2.7.4 (p) are permitted. <p><i>Gas specific provisions</i></p> <ul style="list-style-type: none"> r: The filling of this gas shall be limited such that, if complete decomposition occurs, the pressure does not exceed two thirds of the test pressure of the cylinder. <p><i>Material compatibility for n.o.s. adsorbed gas entries</i></p> <ul style="list-style-type: none"> z: The construction materials of the cylinders and their accessories shall be compatible with the contents and shall not react to form harmful or dangerous compounds therewith. 		

Table 1: Adsorbed gases

UN No.	Name and description	Classification code	LC ₅₀ ml/m ³	Special packing provisions
3510	ADSORBED GAS, FLAMMABLE, N.O.S.	9F		z
3511	ADSORBED GAS, N.O.S.	9A		z
3512	ADSORBED GAS, TOXIC, N.O.S.	9T	≤ 5000	z
3513	ADSORBED GAS, OXIDIZING, N.O.S.	9O		z
3514	ADSORBED GAS, TOXIC, FLAMMABLE, N.O.S.	9TF	≤ 5000	z
3515	ADSORBED GAS, TOXIC, OXIDIZING, N.O.S.	9TO	≤ 5000	z
3516	ADSORBED GAS, TOXIC, CORROSIVE, N.O.S.	9TC	≤ 5000	z
3517	ADSORBED GAS, TOXIC, FLAMMABLE, CORROSIVE, N.O.S.	9TFC	≤ 5000	z
3518	ADSORBED GAS, TOXIC, OXIDIZING, CORROSIVE, N.O.S.	9TOC	≤ 5000	z
3519	BORON TRIFLUORIDE, ADSORBED	9TC	387	a
3520	CHLORINE, ADSORBED	9TOC	293	a
3521	SILICON TETRAFLUORIDE, ADSORBED	9TC	450	a
3522	ARSINE, ADSORBED	9TF	20	d
3523	GERMANE, ADSORBED	9TF	620	d, r
3524	PHOSPHORUS PENTAFLUORIDE, ADSORBED	9TC	190	
3525	PHOSPHINE, ADSORBED	9TF	20	d
3526	HYDROGEN SELENIDE, ADSORBED	9TF	2	

P 209	PACKING INSTRUCTION	P 209
This packing instruction applies to UN No. 3150 devices, small, hydrocarbon gas powered or hydrocarbon gas refills for small devices		
<p>(1) The special packing provisions of 4.1.6 when applicable shall be met.</p> <p>(2) The articles shall comply with the provisions of the country in which they were filled.</p> <p>(3) The devices and refills shall be packed in outer packagings conforming to 6.1.4 tested and approved in accordance with Chapter 6.1 for packing group II.</p>		

P 300	PACKING INSTRUCTION	P 300
This instruction applies to UN No. 3064.		
The following packagings are authorized, provided that the general provisions of 4.1.1 and 4.1.3 are met:		
Combination packagings consisting of inner metal cans of not more than 1 litre capacity each and outer wooden boxes (4C1, 4C2, 4D or 4F) containing not more than 5 litres of solution.		
Additional requirements <ol style="list-style-type: none"> 1. Metal cans shall be completely surrounded with absorbent cushioning material. 2. Wooden boxes shall be completely lined with suitable material impervious to water and nitroglycerin. 		

P 301	PACKING INSTRUCTION	P 301
This instruction applies to UN No. 3165.		
The following packagings are authorized, provided that the general provisions of 4.1.1 and 4.1.3 are met:		
<p>(1) Aluminium pressure receptacle made from tubing and having welded heads.</p> <p>Primary containment of the fuel within this receptacle shall consist of a welded aluminium bladder having a maximum internal volume of 46 litres.</p> <p>The outer receptacle shall have a minimum design gauge pressure of 1 275 kPa and a minimum burst gauge pressure of 2 755 kPa.</p> <p>Each receptacle shall be leak checked during manufacture and before dispatch and shall be found leakproof.</p> <p>The complete inner unit shall be securely packed in non-combustible cushioning material, such as vermiculite, in a strong outer tightly closed metal packaging which will adequately protect all fittings.</p> <p>Maximum quantity of fuel per unit and package is 42 litres;</p> <p>(2) Aluminium pressure receptacle.</p> <p>Primary containment of the fuel within this receptacle shall consist of a welded vapour tight fuel compartment with an elastomeric bladder having a maximum internal volume of 46 litres.</p> <p>The pressure receptacle shall have a minimum design gauge pressure of 2 860 kPa and a minimum burst gauge pressure of 5 170 kPa.</p> <p>Each receptacle shall be leak-checked during manufacture and before dispatch and shall be securely packed in non-combustible cushioning material such as vermiculite, in a strong outer tightly closed metal packaging which will adequately protect all fittings.</p> <p>Maximum quantity of fuel per unit and package is 42 litres.</p>		

P 302	PACKING INSTRUCTION	P 302
This instruction applies to UN No. 3269.		
The following combination packagings are authorized, provided that the general provisions of 4.1.1 and 4.1.3 are met:		
<p>Outer packagings:</p> <p>Drums (1A1, 1A2, 1B1, 1B2, 1N1, 1N2, 1H1, 1H2, 1D, 1G);</p> <p>Boxes (4A, 4B, 4N, 4C1, 4C2, 4D, 4F, 4G, 4H1, 4H2);</p> <p>Jerricans (3A1, 3A2, 3B1, 3B2, 3H1, 3H2).</p> <p>Inner packagings:</p> <p>The activator (organic peroxide) shall have a maximum quantity of 125 ml per inner packaging if liquid, and 500 g per inner packaging if solid.</p> <p>The base material and the activator shall each be separately packed in inner packagings.</p> <p>The components may be placed in the same outer packaging provided that they will not interact dangerously in the event of a leakage.</p> <p>Packagings shall conform to the packing group II or III performance level according to the criteria for Class 3 applied to the base material.</p>		

P 400	PACKING INSTRUCTION	P 400
<p>The following packagings are authorized, provided that the general provisions of 4.1.1 and 4.1.3 are met:</p> <ol style="list-style-type: none"> (1) Pressure receptacles, provided that the general provisions of 4.1.3.6 are met. They shall be made of steel and shall be subjected to an initial test and periodic tests every 10 years at a pressure of not less than 1 MPa (10 bar, gauge pressure). During carriage, the liquid shall be under a layer of inert gas with a gauge pressure of not less than 20 kPa (0.2 bar); (2) Boxes (4A, 4B, 4N, 4C1, 4C2, 4D, 4F or 4G), drums (1A1, 1A2, 1B1, 1B2, 1N1, 1N2, 1D or 1G) or jerricans (3A1, 3A2, 3B1 or 3B2) enclosing hermetically sealed metal cans with inner packagings of glass or metal, with a capacity of not more than 1 litre each, having threaded closures with gaskets. Inner packagings shall be cushioned on all sides with dry, absorbent, non-combustible material in a quantity sufficient to absorb the entire contents. Inner packagings shall not be filled to more than 90% of their capacity. Outer packagings shall have a maximum net mass of 125 kg; (3) Steel, aluminium or metal drums (1A1, 1A2, 1B1, 1B2, 1N1 or 1N2), jerricans (3A1, 3A2, 3B1 or 3B2) or boxes (4A, 4B or 4N) with a maximum net mass of 150 kg each with hermetically sealed inner metal cans not more than 4 litre capacity each, with threaded closures fitted with gaskets. Inner packagings shall be cushioned on all sides with dry, absorbent, non-combustible material in a quantity sufficient to absorb the entire contents. Each layer of inner packagings shall be separated by a dividing partition in addition to cushioning material. Inner packagings shall not be filled to more than 90% of their capacity. 		
Special packing provision		
PP 86	For UN Nos. 3392 and 3394, air shall be eliminated from the vapour space by nitrogen or other means.	

P 401	PACKING INSTRUCTION	P 401
<p>The following packagings are authorized, provided that the general provisions of 4.1.1 and 4.1.3 are met:</p> <ol style="list-style-type: none"> (1) Pressure receptacles, provided that the general provisions of 4.1.3.6 are met. They shall be made of steel and subjected to an initial test and periodic tests every 10 years at a pressure of not less than 0.6 MPa (6 bar, gauge pressure). During carriage, the liquid shall be under a layer of inert gas with a gauge pressure of not less than 20 kPa (0.2 bar); (2) Combination packagings: <ul style="list-style-type: none"> Outer packagings: <ul style="list-style-type: none"> Drums (1A1, 1A2, 1B1, 1B2, 1N1, 1N2, 1H1, 1H2, 1D, 1G); Boxes (4A, 4B, 4N, 4C1, 4C2, 4D, 4F, 4G, 4H1, 4H2); Jerricans (3A1, 3A2, 3B1, 3B2, 3H1, 3H2). Inner packagings: <ul style="list-style-type: none"> Glass, metal or plastics which have threaded closures with a maximum capacity of 1 litre. <p>Each inner packaging shall be surrounded by inert cushioning and absorbent material in a quantity sufficient to absorb the entire contents.</p> <p>The maximum net mass per outer packaging shall not exceed 30 kg.</p>		
Special packing provision specific to RID and ADR		
RR 7	For UN Nos. 1183, 1242, 1295 and 2988, the pressure receptacles shall however be subjected to the tests every five years.	

P 402	PACKING INSTRUCTION	P 402
<p>The following packagings are authorized, provided that the general provisions of 4.1.1 and 4.1.3 are met:</p>		
<p>(1) Pressure receptacles, provided that the general provisions of 4.1.3.6 are met. They shall be made of steel and subjected to an initial test and periodic tests every 10 years at a pressure of not less than 0.6 MPa (6 bar, gauge pressure). During carriage, the liquid shall be under a layer of inert gas with a gauge pressure of not less than 20 kPa (0.2 bar);</p>		
<p>(2) Combination packagings:</p>		
<p>Outer packagings:</p>		
<p>Drums (1A1, 1A2, 1B1, 1B2, 1N1, 1N2, 1H1, 1H2, 1D, 1G);</p>		
<p>Boxes (4A, 4B, 4N, 4C1, 4C2, 4D, 4F, 4G, 4H1, 4H2);</p>		
<p>Jerricans (3A1, 3A2, 3B1, 3B2, 3H1, 3H2).</p>		
<p>Inner packagings with a maximum net mass as follows:</p>		
<p>Glass 10 kg</p>		
<p>Metal or plastics 15 kg.</p>		
<p>Each inner packaging shall be fitted with threaded closures.</p>		
<p>Each inner packaging shall be surrounded by inert cushioning and absorbent material in a quantity sufficient to absorb the entire contents.</p>		
<p>The maximum net mass per outer packaging shall not exceed 125 kg.</p>		
<p>(3) Steel drums (1A1) with a maximum capacity of 250 litres;</p>		
<p>(4) Composite packagings consisting of a plastics receptacle with outer steel drum or aluminium (6HA1 or 6HB1) with a maximum capacity of 250 litres.</p>		
<p>Special packing provision specific to RID and ADR</p>		
RR 4	<p>For UN No. 3130, the openings of receptacles shall be tightly closed by means of two devices in series, one of which shall be screwed or secured in an equivalent manner.</p>	
RR 7	<p>For UN No. 3129, the pressure receptacles shall however be subjected to the tests every five years.</p>	
RR 8	<p>For UN Nos. 1389, 1391, 1411, 1421, 1928, 3129, 3130, 3148 and 3482, the pressure receptacles shall however be subjected to an initial test and to periodic tests at a pressure of not less than 1 MPa (10 bar).</p>	

P 403		PACKING INSTRUCTION		P 403
The following packagings are authorized, provided that the general provisions of 4.1.1 and 4.1.3 are met:				
Combination packagings			Maximum net mass	
Inner packagings		Outer packagings		
Glass	2 kg	Inner packagings shall be hermetically sealed (e.g. by taping or by threaded closures).	Drums	
Plastics	15 kg		steel (1A1, 1A2)	400 kg
Metal	20 kg		aluminium (1B1, 1B2)	400 kg
			other metal (1N1, 1N2)	400 kg
			plastics (1H1, 1H2)	400 kg
			plywood (1D)	400 kg
			fibre (1G)	400 kg
			Boxes	
			steel (4A)	400 kg
			aluminium (4B)	400 kg
			other metal (4N)	400 kg
			natural wood (4C1)	250 kg
			natural wood with sift proof walls (4C2)	250 kg
			plywood (4D)	250 kg
			reconstituted wood (4F)	125 kg
			fibreboard (4G)	125 kg
			expanded plastics (4H1)	60 kg
			solid plastics (4H2)	250 kg
			Jerricans	
			steel (3A1, 3A2)	120 kg
			aluminium (3B1, 3B2)	120 kg
			plastics (3H1, 3H2)	120 kg
Single packagings			Maximum net mass	
Drums				
steel (1A1, 1A2)				250 kg
aluminium (1B1, 1B2)				250 kg
metal other than steel or aluminium (1N1, 1N2)				250 kg
plastics (1H1, 1H2)				250 kg
Jerricans				
steel (3A1, 3A2)				120 kg
aluminium (3B1, 3B2)				120 kg
plastics (3H1, 3H2)				120 kg
Composite packagings				
plastics receptacle with outer steel or aluminium drums (6HA1 or 6HB1)				250 kg
plastics receptacle with outer fibre, plastics or plywood drums (6HG1, 6HH1 or 6HD1)				75 kg
plastics receptacle with outer steel or aluminium crate or box or with outer wooden, plywood, fibreboard or solid plastics boxes (6HA2, 6HB2, 6HC, 6HD2, 6HG2 or 6HH2)				75 kg
Pressure receptacles , provided that the general provisions of 4.1.3.6 are met.				
Additional requirement				
Packagings shall be hermetically sealed.				
Special packing provision				
PP 83	(Deleted)			

P 404	PACKING INSTRUCTION	P 404
This instruction applies to pyrophoric solids: UN Nos.: 1383, 1854, 1855, 2008, 2441, 2545, 2546, 2846, 2881, 3200, 3391 and 3393.		
<p>The following packagings are authorized, provided that the general provisions of 4.1.1 and 4.1.3 are met:</p> <p>(1) Combination packagings</p> <p>Outer packagings: (1A1, 1A2, 1B1, 1B2, 1N1, 1N2, 1H1, 1H2, 1D, 1G, 4A, 4B, 4N, 4C1, 4C2, 4D, 4F, 4G or 4H2)</p> <p>Inner packagings: Metal receptacles with a maximum net mass of 15 kg each. Inner packagings shall be hermetically sealed and have threaded closures; Glass receptacles, with a maximum net mass of 1 kg each, having threaded closures with gaskets, cushioned on all sides and contained in hermetically sealed metal cans.</p> <p>Outer packagings shall have a maximum net mass of 125 kg.</p> <p>(2) Metal packagings: (1A1, 1A2, 1B1, 1N1, 1N2, 3A1, 3A2, 3B1 and 3B2)</p> <p>Maximum gross mass: 150 kg</p> <p>(3) Composite packagings: Plastics receptacle with outer steel or aluminium drum (6HA1 or 6HB1)</p> <p>Maximum gross mass: 150 kg</p> <p>Pressure receptacles, provided that the general provisions of 4.1.3.6 are met.</p>		
Special packing provision		
PP 86	For UN Nos. 3391 and 3393, air shall be eliminated from the vapour space by nitrogen or other means.	

P 405	PACKING INSTRUCTION	P 405
This instruction applies to UN No. 1381.		
<p>The following packagings are authorized, provided that the general provisions of 4.1.1 and 4.1.3 are met:</p> <p>(1) For UN No. 1381, phosphorus, wet:</p> <p>(a) Combination packagings</p> <p>Outer packagings: (4A, 4B, 4N, 4C1, 4C2, 4D or 4F)</p> <p>Maximum net mass: 75 kg</p> <p>Inner packagings:</p> <p>(i) hermetically sealed metal cans, with a maximum net mass of 15kg; or</p> <p>(ii) glass inner packagings cushioned on all sides with dry, absorbent, non-combustible material in a quantity sufficient to absorb the entire contents with a maximum net mass of 2 kg; or</p> <p>(b) Drums (1A1, 1A2, 1B1, 1B2, 1N1 or 1N2); maximum net mass: 400 kg</p> <p>Jerricans (3A1 or 3B1); maximum net mass: 120 kg.</p> <p>These packagings shall be capable of passing the leakproofness test specified in 6.1.5.4 at the packing group II performance level;</p> <p>(2) For UN No. 1381, dry phosphorus:</p> <p>(a) When fused, drums (1A2, 1B2 or 1N2) with a maximum net mass of 400 kg; or</p> <p>(b) In projectiles or hard cased articles when carried without Class 1 components: as specified by the competent authority.</p>		

P 406		PACKING INSTRUCTION	P 406
<p>The following packagings are authorized, provided that the general provisions of 4.1.1 and 4.1.3 are met:</p> <p>(1) Combination packagings outer packagings: (4C1, 4C2, 4D, 4F, 4G, 4H1, 4H2, 1G, 1D, 1H1, 1H2, 3H1 or 3H2) inner packagings: water-resistant packagings;</p> <p>(2) Plastics, plywood or fibreboard drums (1H2, 1D or 1G) or boxes (4A, 4B, 4N, 4C1, 4C2, 4D, 4F, 4G and 4H2) with a water resistant inner bag, plastics film lining or water resistant coating;</p> <p>(3) Metal drums (1A1, 1A2, 1B1, 1B2, 1N1 or 1N2), plastics drums (1H1 or 1H2), metal jerricans (3A1, 3A2, 3B1 or 3B2), plastics jerricans (3H1 or 3H2), plastics receptacle with outer steel or aluminium drums (6HA1 or 6HB1), plastics receptacle with outer fibre, plastics or plywood drums (6HG1, 6HH1 or 6HD1), , plastics receptacle with outer steel or aluminium crate or box or with outer wooden, plywood, fibreboard or solid plastics boxes (6HA2, 6HB2, 6HC, 6HD2, 6HG2 or 6HH2).</p>			
<p>Additional requirements</p> <p>1. Packagings shall be designed and constructed to prevent the loss of water or alcohol content or the content of the phlegmatizer.</p> <p>2. Packagings shall be so constructed and closed so as to avoid an explosive overpressure or pressure build-up of more than 300 kPa (3 bar).</p>			
<p>Special packing provisions</p>			
PP 24	UN Nos. 2852, 3364, 3365, 3366, 3367, 3368 and 3369 shall not be carried in quantities of more than 500 g per package.		
PP 25	For UN No. 1347, the quantity carried shall not exceed 15 kg per package.		
PP 26	For UN Nos. 1310, 1320, 1321, 1322, 1344, 1347, 1348, 1349, 1517, 2907, 3317 and 3376 packagings shall be lead free.		
PP 48	For UN No. 3474, metal packagings shall not be used. Packagings of other material with a small amount of metal, for example metal closures or other metal fittings such as those mentioned in 6.1.4, are not considered metal packagings.		
PP 78	UN No. 3370 shall not be carried in quantities of more than 11.5 kg per package.		
PP 80	For UN No. 2907 packagings shall meet the packing group II performance level. Packagings meeting the test criteria of packing group I shall not be used.		

P 407		PACKING INSTRUCTION	P 407
<p>This instruction applies to UN Nos. 1331, 1944, 1945 and 2254.</p>			
<p>The following packagings are authorized, provided that the general provisions of 4.1.1 and 4.1.3 are met:</p> <p>Outer packagings: Drums (1A1, 1A2, 1B1, 1B2, 1N1, 1N2, 1H1, 1H2, 1D, 1G); Boxes (4A, 4B, 4N, 4C1, 4C2, 4D, 4F, 4G, 4H1, 4H2); Jerricans (3A1, 3A2, 3B1, 3B2, 3H1, 3H2).</p> <p>Inner packagings: Matches shall be tightly packed in securely closed inner packagings to prevent accidental ignition under normal conditions of carriage.</p> <p>The maximum gross mass of the package shall not exceed 45 kg except for fibreboard boxes which shall not exceed 30 kg.</p> <p>Packagings shall conform to the packing group III performance level.</p>			
<p>Special packing provision</p>			
PP 27	UN No. 1331, Strike-anywhere matches shall not be packed in the same outer packaging with any other dangerous goods other than safety matches or wax Vesta matches, which shall be packed in separate inner packagings. Inner packagings shall not contain more than 700 strike-anywhere matches.		

P 408	PACKING INSTRUCTION	P 408
This instruction applies to UN No. 3292.		
<p>The following packagings are authorized, provided that the general provisions of 4.1.1 and 4.1.3 are met:</p> <p>(1) For cells:</p> <p>Drums (1A2, 1B2, 1N2, 1H2, 1D, 1G);</p> <p>Boxes (4A, 4B, 4N, 4C1, 4C2, 4D, 4F, 4G, 4H1, 4H2);</p> <p>Jerricans (3A2, 3B2, 3H2).</p> <p>There shall be sufficient cushioning material to prevent contact between cells and between cells and the internal surfaces of the outer packaging and to ensure that no dangerous movement of the cells within the outer packaging occurs in carriage.</p> <p>Packagings shall conform to the packing group II performance level.</p> <p>(2) Batteries may be carried unpacked or in protective enclosures (e.g. fully enclosed or wooden slatted crates). The terminals shall not support the weight of other batteries or materials packed with the batteries.</p> <p>Packagings need not meet the requirements of 4.1.1.3.</p>		
<p>Additional requirement</p> <p>Cells and batteries shall be protected against short circuit and shall be isolated in such a manner as to prevent short circuits.</p>		

P 409	PACKING INSTRUCTION	P 409
This instruction applies to UN Nos. 2956, 3242 and 3251.		
<p>The following packagings are authorized, provided that the general provisions of 4.1.1 and 4.1.3 are met:</p> <p>(1) Fibre drum (1G) which may be fitted with a liner or coating; maximum net mass: 50 kg;</p> <p>(2) Combination packagings: Fibreboard box (4G) with a single inner plastic bag; maximum net mass: 50 kg;</p> <p>(3) Combination packagings: Fibreboard box (4G) or fibre drum (1G) with plastics inner packagings each containing a maximum of 5 kg; maximum net mass: 25 kg.</p>		

P 410		PACKING INSTRUCTION		P 410
The following packagings are authorized, provided that the general provisions of 4.1.1 and 4.1.3 are met:				
Combination packagings		Maximum net mass		
Inner packagings	Outer packagings	Packing group II	Packing group III	
Glass 10 kg Plastics ^(a) 30 kg Metal 40 kg Paper ^{(a),(b)} 10 kg Fibre ^{(a),(b)} 10 kg (a) These packagings shall be sift-proof. (b) These inner packagings shall not be used when the substances being carried may become liquid during carriage.	Drums steel (1A1, 1A2) aluminium (1B1, 1B2) other metal (1N1, 1N2) plastics (1H1, 1H2) plywood (1D) fibre (1G) ^(a) Boxes steel (4A) aluminium (4B) other metal (4N) natural wood (4C1) natural wood with sift-proof walls (4C2) plywood (4D) reconstituted wood (4F) fibreboard (4G) ^(a) expanded plastics (4H1) solid plastics (4H2) Jerricans steel (3A1, 3A2) aluminium (3B1, 3B2) plastics (3H1, 3H2)	400 kg 400 kg 400 kg 400 kg 400 kg 400 kg 400 kg 400 kg 60 kg 400 kg 400 kg 120 kg 120 kg 120 kg	400 kg 400 kg 400 kg 400 kg 400 kg 400 kg 400 kg 400 kg 60 kg 400 kg 400 kg 120 kg 120 kg 120 kg	
Single packagings				
Drums steel (1A1 or 1A2) aluminium (1B1 or 1B2) metal other than steel or aluminium (1N1 or 1N2) plastics (1H1 or 1H2) Jerricans steel (3A1 or 3A2) aluminium (3B1 or 3B2) plastics (3H1 or 3H2) Boxes steel (4A) ^(c) aluminium (4B) ^(c) other metal (4N) ^(c) natural wood (4C1) ^(c) plywood (4D) ^(c) reconstituted wood (4F) ^(c) natural wood with sift-proof walls (4C2) ^(c) fibreboard (4G) ^(c) solid plastics (4H2) ^(c) Bags Bags (5H3, 5H4, 5L3, 5M2) ^{(c),(d)}		400 kg 400 kg 400 kg 400 kg 120 kg 120 kg 120 kg 400 kg 400 kg 400 kg 400 kg 400 kg 400 kg 400 kg 400 kg 50 kg	400 kg 400 kg 400 kg 400 kg 120 kg 120 kg 120 kg 400 kg 400 kg 400 kg 400 kg 400 kg 400 kg 400 kg 400 kg 50 kg	
(c) These packagings shall not be used when the substances being carried may become liquid during carriage. (d) These packagings shall only be used for packing group II substances when carried in a closed wagon or closed container.				
Composite packagings plastics receptacle with outer steel, aluminium, plywood, fibre or plastics drum (6HA1, 6HB1, 6HG1, 6HD1 or 6HH1) plastics receptacle with outer steel or aluminium crate or box, or outer wooden, plywood, fibreboard or solid plastics box (6HA2, 6HB2, 6HC, 6HD2, 6HG2 or 6HH2) glass receptacle with outer steel, aluminium, plywood or fibre drum (6PA1, 6PB1, 6PD1 or 6PG1) or outer steel or aluminium crate or box or with outer wooden or fibreboard box or with outer wickerwork hamper (6PA2, 6PB2, 6PC, 6PG2 or 6PD2) or with outer solid or expanded plastics packaging (6PH1 or 6PH2)		400 kg 75 kg 75 kg	400 kg 75 kg 75 kg	
Pressure receptacles , provided that the general provisions of 4.1.3.6 are met.				

Special packing provisions	
PP 39	For UN No. 1378, for metal packagings a venting device is required.
PP 40	For UN Nos. 1326, 1352, 1358, 1395, 1396, 1436, 1437, 1871, 2805 and 3182, packing group II, bags are not allowed.
PP 83	(Deleted)

P 411	PACKING INSTRUCTION	P 411
This instruction applies to UN No. 3270.		
<p>The following packagings are authorized, provided that the general provisions of 4.1.1 and 4.1.3 are met:</p> <p>Drums (1A2, 1B2, 1N2, 1H2, 1D, 1G);</p> <p>Boxes (4A, 4B, 4N, 4C1, 4C2, 4D, 4F, 4G, 4H1, 4H2);</p> <p>Jerricans (3A2, 3B2, 3H2);</p> <p>provided that explosion is not possible by reason of increased internal pressure.</p> <p>The maximum net mass shall not exceed 30 kg.</p>		

P 412	PACKING INSTRUCTION	P 412
This instruction applies to UN No. 3527.		
<p>The following combination packagings are authorized, provided that the general provisions of 4.1.1 and 4.1.3 are met:</p> <p>(1) Outer packagings:</p> <p>Drums (1A1, 1A2, 1B1, 1B2, 1N1, 1N2, 1H1, 1H2, 1D, 1G);</p> <p>Boxes (4A, 4B, 4N, 4C1, 4C2, 4D, 4F, 4G, 4H1, 4H2);</p> <p>Jerricans (3A1, 3A2, 3B1, 3B2, 3H1, 3H2).</p> <p>(2) Inner packagings:</p> <p>(a) The activator (organic peroxide) shall have a maximum quantity of 125 ml per inner packaging if liquid, and 500 g per inner packaging if solid.</p> <p>(b) The base material and the activator shall each be separately packed in inner packagings.</p> <p>The components may be placed in the same outer packaging provided that they will not interact dangerously in the event of a leakage.</p> <p>Packagings shall conform to the packing group II or III performance level according to the criteria for Class 4.1 applied to the base material.</p>		

P 500	PACKING INSTRUCTION	P 500
This instruction applies to UN No. 3356.		
<p>The following packagings are authorized, provided that the general provisions of 4.1.1 and 4.1.3 are met:</p> <p>Drums (1A2, 1B2, 1N2, 1H2, 1D, 1G);</p> <p>Boxes (4A, 4B, 4N, 4C1, 4C2, 4D, 4F, 4G, 4H1, 4H2);</p> <p>Jerricans (3A2, 3B2, 3H2).</p> <p>Packagings shall conform to the packing group II performance level.</p> <p>The generator(s) shall be carried in a package which meets the following requirements when one generator in the package is actuated:</p> <p>(a) Other generators in the package will not be actuated;</p> <p>(b) Packaging material will not ignite; and</p> <p>(c) The outside surface temperature of the completed package shall not exceed 100 °C.</p>		

P 501	PACKING INSTRUCTION		P 501
This instruction applies to UN No. 2015.			
The following packagings are authorized, provided that the general provisions of 4.1.1 and 4.1.3 are met:			
Combination packagings		Inner packaging maximum capacity	Outer packaging maximum net mass
(1)	Boxes (4A, 4B, 4N, 4C1, 4C2, 4D, 4H2) or drums (1A1, 1A2, 1B1, 1B2, 1N1, 1N2, 1H1, 1H2, 1D) or jerricans (3A1, 3A2, 3B1, 3B2, 3H1, 3H2) with glass, plastics or metal inner packagings	5 l	125 kg
(2)	Fibreboard box (4G) or fibre drum (1G) with plastics or metal inner packagings each in a plastics bag	2 l	50 kg
Single packagings			Maximum capacity
Drums			
steel (1A1)			250 l
aluminium (1B1)			250 l
metal other than steel or aluminium (1N1)			250 l
plastics (1H1)			250 l
Jerricans			
steel (3A1)			60 l
aluminium (3B1)			60 l
plastics (3H1)			60 l
Composite packagings			
plastics receptacle with outer steel or aluminium drum (6HA1, 6HB1)			250 l
plastics receptacle with outer fibre, plastics or plywood drum (6HG1, 6HH1, 6HD1)			250 l
plastics receptacle with outer steel or aluminium crate or box or plastics receptacle with outer wooden, plywood, fibreboard or solid plastics box (6HA2, 6HB2, 6HC, 6HD2, 6HG2 or 6HH2)			60 l
glass receptacle with outer steel, aluminium, fibre or plywood drum (6PA1, 6PB1, 6PD1 or 6PG1) or with outer steel, aluminium, wooden or fibreboard box or with outer wickerwork hamper (6PA2, 6PB2, 6PC, 6PG2 or 6PD2) or with outer expanded or solid plastics packaging (6PH1 or 6PH2)			60 l
Additional requirements			
1. Packagings shall have a maximum filling degree of 90%.			
2. Packagings shall be vented.			

P 502		PACKING INSTRUCTION		P 502
The following packagings are authorized, provided that the general provisions of 4.1.1 and 4.1.3 are met:				
Combination packagings			Maximum net mass	
Inner packagings		Outer packagings		
Glass	5 l	Drums steel (1A1, 1A2) aluminium (1B1, 1B2) other metal (1N1, 1N2) plywood (1D) fibre (1G) plastics (1H1, 1H2)	125 kg	
Metal	5 l		125 kg	
Plastics	5 l		125 kg	
			125 kg	
			125 kg	
			125 kg	
			125 kg	
			125 kg	
			125 kg	
			125 kg	
			125 kg	
			125 kg	
			125 kg	
			125 kg	
		Boxes steel (4A) aluminium (4B) other metal (4N) natural wood (4C1) natural wood with sift-proof walls (4C2) plywood (4D) reconstituted wood (4F) fibreboard (4G) expanded plastics (4H1) solid plastics (4H2)	125 kg	
			125 kg	
			125 kg	
			125 kg	
			125 kg	
			125 kg	
			125 kg	
			125 kg	
			125 kg	
			125 kg	
			125 kg	
			125 kg	
			125 kg	
			125 kg	
		125 kg		
Single packagings			Maximum capacity	
Drums				
steel (1A1)			250 l	
aluminium (1B1)			250 l	
plastics (1H1)			250 l	
Jerricans				
steel (3A1)			60 l	
aluminium (3B1)			60 l	
plastics (3H1)			60 l	
Composite packagings				
plastics receptacle with outer steel or aluminium drum (6HA1 or 6HB1)			250 l	
plastics receptacle with outer fibre, plastics or plywood drum (6HG1, 6HH1 or 6HD1)			250 l	
plastics receptacle with outer steel or aluminium crate or box or plastics receptacle with outer wooden, plywood, fibreboard or solid plastics box (6HA2, 6HB2, 6HC, 6HD2, 6HG2 or 6HH2)			60 l	
glass receptacle with outer steel, aluminium, fibre or plywood drum (6PA1, 6PB1, 6PD1 or 6PG1) or with outer steel, aluminium, wooden or fibreboard box or with outer wickerwork hamper (6PA2, 6PB2, 6PC, 6PG2 or 6PD2) or with outer expanded or solid plastics packaging (6PH1 or 6PH2)			60 l	
Special packing provision				
PP 28	For UN No. 1873, parts of packagings which are in direct contact with perchloric acid shall be constructed of glass or plastics.			

P 503		PACKING INSTRUCTION		P 503
The following packagings are authorized, provided that the general provisions of 4.1.1 and 4.1.3 are met:				
Combination packagings			Maximum net mass	
Inner packagings	Outer packagings			
Glass Metal Plastics	5 kg	Drums		
	5 kg	steel (1A1, 1A2)	125 kg	
	5 kg	aluminium (1B1, 1B2)	125 kg	
		other metal (1N1, 1N2)	125 kg	
		plywood (1D)	125 kg	
		fibre (1G)	125 kg	
		plastics (1H1, 1H2)	125 kg	
		Boxes		
		steel (4A)	125 kg	
		aluminium (4B)	125 kg	
		other metal (4N)	125 kg	
		natural wood (4C1)	125 kg	
		natural wood with sift-proof walls (4C2)	125 kg	
		plywood (4D)	125 kg	
		reconstituted wood (4F)	125 kg	
		fibreboard (4G)	40 kg	
		expanded plastics (4H1)	60 kg	
		solid plastics (4H2)	125 kg	
Single packagings				
Metal drums (1A1, 1A2, 1B1, 1B2, 1N1 or 1N2)) with a maximum net mass of 250 kg.				
Fibreboard (1G) or plywood drums (1D) fitted with inner liners with a maximum net mass of 200 kg.				

P 504	PACKING INSTRUCTION	P 504
The following packagings are authorized, provided that the general provisions of 4.1.1 and 4.1.3 are met:		
Combination packagings	Maximum net mass	
(1) Glass receptacles with a maximum capacity of 5 litres in 1A1, 1A2, 1B1, 1B2, 1N1, 1N2, 1H1, 1H2, 1D, 1G, 4A, 4B, 4N, 4C1, 4C2, 4D, 4F, 4G, 4H2 outer packagings	75 kg	
(2) Plastics receptacles with a maximum capacity of 30 litres in 1A1, 1A2, 1B1, 1B2, 1N1, 1N2, 1H1, 1H2, 1D, 1G, 4A, 4B, 4N, 4C1, 4C2, 4D, 4F, 4G, 4H2 outer packagings	75 kg	
(3) Metal receptacles with a maximum capacity of 40 litres in 1G, 4F or 4G outer packagings	125 kg	
(4) Metal receptacles with a maximum capacity of 40 litres in 1A1, 1A2, 1B1, 1B2, 1N1, 1N2, 1H1, 1H2, 1D, 4A, 4B, 4N, 4C1, 4C2, 4D, 4H2 outer packagings	225 kg	
Single packagings	Maximum capacity	
Drums		
steel, non-removable head (1A1)	250 l	
steel, removable head (1A2)	250 l	
aluminium, non-removable head (1B1)	250 l	
aluminium, removable head (1B2)	250 l	
metal other than steel or aluminium, non-removable head (1N1)	250 l	
metal other than steel or aluminium, removable head (1N2)	250 l	
plastics, non-removable head (1H1)	250 l	
plastics, removable head (1H2)	250 l	
Jerricans		
steel, non-removable head (3A1)	60 l	
steel, removable head (3A2)	60 l	
aluminium, non-removable head (3B1)	60 l	
aluminium, removable head (3B2)	60 l	
plastics, non-removable head (3H1)	60 l	
plastics, removable head (3H2)	60 l	
Composite packagings		
plastics receptacle with outer steel or aluminium drum (6HA1 or 6HB1)	250 l	
plastics receptacle with outer fibre, plastics or plywood drum (6HG1, 6HH1 or 6HD1)	120 l	
plastics receptacle with outer steel or aluminium crate or box or plastics receptacle with outer wooden, plywood, fibreboard or solid plastics box (6HA2, 6HB2, 6HC, 6HD2, 6HG2 or 6HH2)	60 l	
glass receptacle with outer steel, aluminium, fibre or plywood drum (6PA1, 6PB1, 6PD1 or 6PG1) or with outer steel, aluminium, wooden or fibreboard box or with outer wickerwork hamper (6PA2, 6PB2, 6PC, 6PG2 or 6PD2) or with outer expanded or solid plastics packaging (6PH1 or 6PH2)	60 l	
Special packing provision		
PP 10	For UN Nos. 2014, 2984 and 3149, the packaging shall be vented.	

P 505 PACKING INSTRUCTION P 505		
This instruction applies to UN No. 3375.		
The following packagings are authorized, provided that the general provisions of 4.1.1 and 4.1.3 are met:		
Combination packagings	Inner packaging maximum capacity	Outer packaging maximum net mass
Boxes (4B, 4C1, 4C2, 4D, 4G, 4H2) or drums (1B2, 1G, 1N2, 1H2, 1D) or jerricans (3B2, 3H2) with glass, plastics or metal inner packagings	5 l	125 kg
Single packagings		Maximum capacity
Drums		
aluminium (1B1, 1B2)		250 l
plastics (1H1, 1H2)		250 l
Jerricans		
aluminium (3B1, 3B2)		60 l
plastics (3H1, 3H2)		60 l
Composite packagings		
plastics receptacle with outer aluminium drum (6HB1)		250 l
plastics receptacle with outer fibre, plastics or plywood drum (6HG1, 6HH1, 6HD1)		250 l
plastics receptacle with outer aluminium crate or box or plastics receptacle with outer wooden, plywood, fibreboard or solid plastics box (6HB2, 6HC, 6HD2, 6HG2 or 6HH2)		60 l
glass receptacle with outer aluminium, fibre or plywood drum (6PB1, 6PG1, 6PD1) or with outer expanded or solid plastics plastics receptacles (6PH1 or 6PH2) or with outer aluminium crate or box or with outer wooden or fibreboard box or with outer wickerwork hamper (6PB2, 6PC, 6PG2 or 6PD2)		60 l

P 520		PACKING INSTRUCTION							P 520
This instruction applies to organic peroxides of Class 5.2 and self-reactive substances of Class 4.1.									
The packagings listed below are authorized provided the general provisions of 4.1.1 and 4.1.3 and special provisions of 4.1.7.1 are met.									
The packing methods are designated OP1 to OP8. The packing methods appropriate for the individual currently assigned organic peroxides and self-reactive substances are listed in 2.2.41.4 and 2.2.52.4. The quantities specified for each packing method are the maximum quantities authorized per package.									
The following packagings are authorized:									
<div><div>(1)</div>Combination packagings with outer packagings comprising boxes (4A, 4B, 4N, 4C1, 4C2, 4D, 4F, 4G, 4H1 and 4H2), drums (1A1, 1A2, 1B1, 1B2, 1G, 1H1, 1H2 and 1D), jerricans (3A1, 3A2, 3B1, 3B2, 3H1 and 3H2);</div> <div><div>(2)</div>Single packagings consisting of drums (1A1, 1A2, 1B1, 1B2, 1G, 1H1, 1H2 and 1D) and jerricans (3A1, 3A2, 3B1, 3B2, 3H1 and 3H2);</div> <div><div>(3)</div>Composite packagings with plastics inner receptacles (6HA1, 6HA2, 6HB1, 6HB2, 6HC, 6HD1, 6HD2, 6HG1, 6HG2, 6HH1 and 6HH2).</div>									
Maximum quantity per packaging/package ^(a) for packing methods OP1 to OP8									
Maximum Quantity	Packing Method								
	OP1	OP2 ^(a)	OP3	OP4 ^(a)	OP5	OP6	OP7	OP8	
Maximum mass (kg) for solids and for combination packagings (liquid and solid)	0,5	0,5 / 10	5	5 / 25	25	50	50	400 ^(b)	
Maximum contents in litres for liquids ^(c)	0,5	-	5	-	30	60	60	225 ^(d)	
<div><div>(a)</div>If two values are given, the first applies to the maximum net mass per inner packaging and the second to the maximum net mass of the complete package.</div> <div><div>(b)</div>60 kg for jerricans / 200 kg for boxes and, for solids, 400 kg in combination packagings with outer packagings comprising boxes (4C1, 4C2, 4D, 4F, 4G, 4H1 and 4H2) and with inner packagings of plastics or fibre with a maximum net mass of 25 kg.</div> <div><div>(c)</div>Viscous substances shall be treated as solids when they do not meet the criteria provided in the definition for "liquids" presented in 1.2.1.</div> <div><div>(d)</div>60 litres for jerricans.</div>									
Additional requirements									
<div><div>1.</div>Metal packagings, including inner packagings of combination packagings and outer packagings of combination or composite packagings may only be used for packing methods OP7 and OP8.</div> <div><div>2.</div>In combination packagings, glass receptacles may only be used as inner packagings with maximum contents of 0.5 kg for solids or 0.5 litre for liquids.</div> <div><div>3.</div>In combination packagings, cushioning materials shall not be readily combustible.</div> <div><div>4.</div>The packaging of an organic peroxide or self-reactive substance required to bear an "EXPLOSIVE" subsidiary hazard label (model No.1, see 5.2.2.2.2) shall also comply with the provisions given in 4.1.5.10 and 4.1.5.11.</div>									
Special packing provisions									
PP 21	For certain self-reactive substances of types B or C, UN Nos. 3221, 3222, 3223 and 3224, a smaller packaging than that allowed by packing methods OP5 or OP6 respectively shall be used (see 4.1.7 and 2.2.41.4).								
PP 22	UN No. 3241, 2-Bromo-2-nitropropane-1, 3-diol, shall be packed in accordance with packing method OP6.								
PP 94	<div>Very small amounts of energetic samples of 2.1.4.3 may be carried under UN No. 3223 or UN No. 3224, as appropriate, provided that:</div> <div><div>1.</div>Only combination packagings with outer packagings comprising boxes (4A, 4B, 4N, 4C1, 4C2, 4D, 4F, 4G, 4H1 and 4H2) are used;</div> <div><div>2.</div>The samples are carried in microtiter plates or multi-titer plates made of plastics, glass, porcelain or stoneware as inner packaging;</div> <div><div>3.</div>The maximum amount per individual inner cavity does not exceed 0.01 g for solids or 0.01 ml for liquids;</div> <div><div>4.</div>The maximum net quantity per outer packaging is 20 g for solids or 20 ml for liquids, or in the case of mixed packing the sum of grams and millilitres does not exceed 20; and</div> <div><div>5.</div>When dry ice or liquid nitrogen is optionally used as a coolant for quality control measures, the requirements of 5.5.3 are complied with. Interior supports shall be provided to secure the inner packagings in their original position. The inner and outer packagings shall maintain their integrity at the temperature of the refrigerant used as well as the temperatures and the pressures which could result if refrigeration were lost.</div>								

PP 95	<p>Small amounts of energetic samples of 2.1.4.3 may be carried under UN No. 3223 or UN No. 3224, as appropriate, provided that:</p> <ol style="list-style-type: none"> 1. The outer packaging consists only of corrugated fibreboard of type 4G having minimum dimensions of 60 cm (length) by 40.5 cm (width) by 30 cm (height) and minimum wall thickness of 1.3 cm; 2. The individual substance is contained in an inner packaging of glass or plastics of maximum capacity 30 ml placed in an expandable polyethylene foam matrix of at least 130 mm thickness having a density of 18 ± 1 g/l; 3. Within the foam carrier, inner packagings are segregated from each other by a minimum distance of 40 mm and from the wall of the outer packaging by a minimum distance of 70 mm. The package may contain up to two layers of such foam matrices, each carrying up to 28 inner packagings; 4. The maximum content of each inner packaging does not exceed 1 g for solids or 1 ml for liquids; 5. The maximum net quantity per outer packaging is 56 g for solids or 56 ml for liquids, or in the case of mixed packing the sum of grams and millilitres does not exceed 56; and 6. When dry ice or liquid nitrogen is optionally used as a coolant for quality control measures, the requirements of 5.5.3 are complied with. Interior supports shall be provided to secure the inner packagings in their original position. The inner and outer packagings shall maintain their integrity at the temperature of the refrigerant used as well as the temperatures and the pressures which could result if refrigeration were lost.
--------------	---

P 600	PACKING INSTRUCTION	P 600
This instruction applies to UN Nos. 1700, 2016 and 2017.		
<p>The following packagings are authorized, provided the general provisions of 4.1.1 and 4.1.3 are met:</p> <p>Outer packagings (1A1, 1A2, 1B1, 1B2, 1N1, 1N2, 1H1, 1H2, 1D, 1G, 4A, 4B, 4N, 4C1, 4C2, 4D, 4F, 4G, 4H2) meeting the packing group II performance level. The articles shall be individually packaged and separated from each other using partitions, dividers, inner packagings or cushioning material to prevent inadvertent discharge during normal conditions of carriage.</p> <p>Maximum net mass: 75 kg</p>		

P 601	PACKING INSTRUCTION	P 601
<p>The following packagings are authorized provided the general provisions of 4.1.1 and 4.1.3 are met and the packagings are hermetically sealed:</p> <p>(1) Combination packagings with a maximum gross mass of 15 kg, consisting of</p> <ul style="list-style-type: none"> – one or more glass inner packaging(s) with a maximum quantity of 1 litre each and filled to not more than 90% of their capacity; the closure(s) of which shall be physically held in place by any means capable of preventing back-off or loosening by impact or vibration during carriage, individually placed in – metal receptacles together with cushioning and absorbent material sufficient to absorb the entire contents of the glass inner packaging(s), further packed in – 1A1, 1A2, 1B1, 1B2, 1N1, 1N2, 1H1, 1H2, 1D, 1G, 4A, 4B, 4N, 4C1, 4C2, 4D, 4F, 4G or 4H2 outer packagings; <p>(2) Combination packagings consisting of metal or plastics inner packagings not exceeding 5 litres in capacity individually packed with absorbent material sufficient to absorb the contents and inert cushioning material in 1A1, 1A2, 1B1, 1B2, 1N1, 1N2, 1H1, 1H2, 1D, 1G, 4A, 4B, 4N, 4C1, 4C2, 4D, 4F, 4G or 4H2 outer packagings with a maximum gross mass of 75 kg. Inner packagings shall not be filled to more than 90% of their capacity. The closure of each inner packaging shall be physically held in place by any means capable of preventing back-off or loosening of the closure by impact or vibration during carriage;</p> <p>(3) Packagings consisting of:</p> <p>Outer packagings:</p> <p>Steel or plastics drums (1A1, 1A2, 1H1 or 1H2), tested in accordance with the test requirements in 6.1.5 at a mass corresponding to the mass of the assembled package either as a packaging intended to contain inner packagings, or as a single packaging intended to contain solids or liquids, and marked accordingly;</p> <p>Inner packagings:</p> <p>Drums and composite packagings (1A1, 1B1, 1N1, 1H1 or 6HA1) meeting the requirements of Chapter 6.1 for single packagings, subject to the following conditions:</p> <ul style="list-style-type: none"> (a) The hydraulic pressure test shall be conducted at a pressure of at least 0.3 MPa (gauge pressure); (b) The design and production leakproofness tests shall be conducted at a test pressure of 30 kPa; (c) They shall be isolated from the outer drum by the use of inert shock-mitigating cushioning material which surrounds the inner packaging on all sides; (d) Their capacity shall not exceed 125 litres; (e) Closures shall be of a screw cap type that are: <ul style="list-style-type: none"> (i) physically held in place by any means capable of preventing back-off or loosening of the closure by impact or vibration during carriage; and (ii) provided with a cap seal; (f) The outer and inner packagings shall be subjected periodically to a leakproofness test according to (b) at intervals of not more than two and a half years; (g) The complete packaging shall be visually inspected to the satisfaction of the competent authority at least every 3 years; (h) The outer and inner packaging shall bear in clearly legible and durable characters: <ul style="list-style-type: none"> (i) the date (month, year) of the initial test and the latest periodic test and inspection; (ii) The stamp of the expert who carried out the test and inspection; <p>(4) Pressure receptacles, provided that the general provisions of 4.1.3.6 are met. They shall be subjected to an initial test and periodic tests every 10 years at a pressure of not less than 1 MPa (10 bar) (gauge pressure). Pressure receptacles may not be equipped with any pressure relief device. Each pressure receptacle containing a toxic by inhalation liquid with an LC₅₀ less than or equal to 200 ml/m³ (ppm) shall be closed with a plug or valve conforming to the following:</p> <ul style="list-style-type: none"> (a) Each plug or valve shall have a taper-threaded connection directly to the pressure receptacle and be capable of withstanding the test pressure of the pressure receptacle without damage or leakage; 		

<p>(b) Each valve shall be of the packless type with non-perforated diaphragm, except that, for corrosive substances, a valve may be of the packed type with an assembly made gas-tight by means of a seal cap with gasket joint attached to the valve body or the pressure receptacle to prevent loss of substance through or past the packing;</p> <p>(c) Each valve outlet shall be sealed by a threaded cap or threaded solid plug and inert gasket material;</p> <p>(d) The materials of construction for the pressure receptacle, valves, plugs, outlet caps, luting and gaskets shall be compatible with each other and with the contents.</p> <p>Each pressure receptacle with a wall thickness at any point of less than 2.0 mm and each pressure receptacle which does not have fitted valve protection shall be carried in an outer packaging. Pressure receptacles shall not be manifolded or interconnected.</p>	
Special packing provision	
PP 82	(Deleted)
Special packing provision specific to RID and ADR	
RR 3	(Deleted)
RR 7	For UN No. 1251, the pressure receptacles shall however be subjected to the tests every five years.
RR 10	UN No. 1614, when completely absorbed by an inert porous material, shall be packed in metal receptacles of a capacity of not more than 7.5 litres, placed in wooden cases in such a manner that they cannot come into contact with one another. The receptacles shall be entirely filled with the porous material which shall not shake down or form dangerous spaces even after prolonged use or under impact, even at temperatures of up to 50 °C.

The following packagings are authorised provided the general provisions of 4.1.1 and 4.1.3 are met and the packagings are hermetically sealed:

- (1) Combination packagings with a maximum gross mass of 15 kg, consisting of
 - one or more glass inner packaging(s) with a maximum quantity of 1 litre each and filled to not more than 90% of their capacity; the closure(s) of which shall be physically held in place by any means capable of preventing back-off or loosening by impact or vibration during carriage, individually placed in
 - metal receptacles together with cushioning and absorbent material sufficient to absorb the entire contents of the glass inner packaging(s), further packed in
 - 1A1, 1A2, 1B1, 1B2, 1N1, 1N2, 1H1, 1H2, 1D, 1G, 4A, 4B, 4N, 4C1, 4C2, 4D, 4F, 4G or 4H2 outer packagings;
- (2) Combination packagings consisting of metal or plastics inner packagings individually packed with absorbent material sufficient to absorb the entire contents and inert cushioning material in 1A1, 1A2, 1B1, 1B2, 1N1, 1N2, 1H1, 1H2, 1D, 1G, 4A, 4B, 4N, 4C1, 4C2, 4D, 4F, 4G or 4H2 outer packagings with a maximum gross mass of 75 kg. Inner packagings shall not be filled to more than 90% of their capacity. The closure of each inner packaging shall be physically held in place by any means capable of preventing back-off or loosening of the closure by impact or vibration during carriage. Inner packagings shall not exceed 5 litres in capacity;
- (3) Drums and composite packagings (1A1, 1B1, 1N1, 1H1, 6HA1 or 6HH1), subject to the following conditions:
 - a) The hydraulic pressure test shall be conducted at a pressure of at least 0.3 MPa (gauge pressure);
 - b) The design and production leakproofness tests shall be conducted at a test pressure of 30 kPa; and
 - c) Closures shall be of a screw cap type that are:
 - (i) physically held in place by any means capable of preventing back-off or loosening of the closure by impact or vibration during carriage; and
 - (ii) provided with a cap seal;
- (4) Pressure receptacles, provided that the general provisions of 4.1.3.6 are met. They shall be subjected to an initial test and periodic tests every 10 years at a pressure of not less than 1 MPa (10 bar) (gauge pressure). Pressure receptacles may not be equipped with any pressure relief device. Each pressure receptacle containing a toxic by inhalation liquid with an LC_{50} less than or equal to 200 ml/m³ (ppm) shall be closed with a plug or valve conforming to the following:
 - (a) Each plug or valve shall have a taper-threaded connection directly to the pressure receptacle and be capable of withstanding the test pressure of the pressure receptacle without damage or leakage;
 - (b) Each valve shall be of the packless type with non-perforated diaphragm, except that, for corrosive substances, a valve may be of the packed type with an assembly made gas-tight by means of a seal cap with gasket joint attached to the valve body or the pressure receptacle to prevent loss of substance through or past the packing;
 - (c) Each valve outlet shall be sealed by a threaded cap or threaded solid plug and inert gasket material;
 - (d) The materials of construction for the pressure receptacle, valves, plugs, outlet caps, luting and gaskets shall be compatible with each other and with the contents.

Each pressure receptacle with a wall thickness at any point of less than 2.0 mm and each pressure receptacle which does not have fitted valve protection shall be carried in an outer packaging. Pressure receptacles shall not be manifolded or interconnected.


P 603	PACKING INSTRUCTION	P 603
This instruction applies to UN 3507.		
The following packagings are authorized provided that the general provisions of 4.1.1 and 4.1.3 and the special packing provisions of 4.1.9.1.2, 4.1.9.1.4 and 4.1.9.1.7 are met:		
Packagings consisting of:		
(a) Metal or plastics primary receptacle(s); in		
(b) Leakproof rigid secondary packaging(s); in		
(c) A rigid outer packaging: Drums (1A2, 1B2, 1N2, 1H2, 1D, 1G); Boxes (4A, 4B, 4C1, 4C2, 4D, 4F, 4G, 4H1, 4H2); Jerricans (3A2, 3B2, 3H2).		
Additional requirements		
1. Primary inner receptacles shall be packed in secondary packagings in a way that, under normal conditions of carriage, they cannot break, be punctured or leak their contents into the secondary packaging. Secondary packagings shall be secured in outer packagings with suitable cushioning material to prevent movement. If multiple primary receptacles are placed in a single secondary packaging, they shall be either individually wrapped or separated so as to prevent contact between them.		
2. The contents shall comply with the provisions of 2.2.7.2.4.5.2.		
3. The provisions of 6.4.4 shall be met.		
Special packing provision		
In the case of fissile-excepted material, limits specified in 2.2.7.2.3.5 shall be met.		

P 620	PACKING INSTRUCTION	P 620
This instruction applies to UN Nos. 2814 and 2900.		
The following packagings are authorized provided the special packing provisions of 4.1.8 are met:		
Packagings meeting the requirements of Chapter 6.3 and approved accordingly consisting of:		
<p>(a) Inner packagings comprising:</p> <ul style="list-style-type: none"> (i) leakproof primary receptacle(s); (ii) a leakproof secondary packaging; (iii) other than for solid infectious substances, an absorbent material in sufficient quantity to absorb the entire contents placed between the primary receptacle(s) and the secondary packaging; if multiple primary receptacles are placed in a single secondary packaging, they shall be either individually wrapped or separated so as to prevent contact between them; <p>(b) A rigid outer packaging:</p> <ul style="list-style-type: none"> Drums (1A1, 1A2, 1B1, 1B2, 1N1, 1N2, 1H1, 1H2, 1D, 1G); Boxes (4A, 4B, 4N, 4C1, 4C2, 4D, 4F, 4G, 4H1, 4H2); Jerricans (3A1, 3A2, 3B1, 3B2, 3H1, 3H2). <p>The smallest external dimension shall be not less than 100 mm.</p>		
Additional requirements		
<ol style="list-style-type: none"> 1. Inner packagings containing infectious substances shall not be consolidated with inner packagings containing unrelated types of goods. Complete packages may be overpacked in accordance with the provisions of 1.2.1 and 5.1.2; such an overpack may contain dry ice. 2. Other than for exceptional consignments, e.g. whole organs which require special packaging, the following additional requirements shall apply: <ol style="list-style-type: none"> (a) Substances consigned at ambient temperatures or at a higher temperature: Primary receptacles shall be of glass, metal or plastics. Positive means of ensuring a leakproof seal shall be provided, e.g. a heat seal, a skirted stopper or a metal crimp seal. If screw caps are used, they shall be secured by positive means, e.g., tape, paraffin sealing tape or manufactured locking closure; (b) Substances consigned refrigerated or frozen: Ice, dry ice or other refrigerant shall be placed around the secondary packaging(s) or alternatively in an overpack with one or more complete packages marked in accordance with 6.3.3. Interior supports shall be provided to secure secondary packaging(s) or packages in position after the ice or dry ice has dissipated. If ice is used, the outer packaging or overpack shall be leakproof. If dry ice is used, the outer packaging or overpack shall permit the release of carbon dioxide gas. The primary receptacle and the secondary packaging shall maintain their integrity at the temperature of the refrigerant used; (c) Substances consigned in liquid nitrogen: Plastics primary receptacles capable of withstanding very low temperature shall be used. The secondary packaging shall also be capable of withstanding very low temperatures, and in most cases will need to be fitted over the primary receptacle individually. Provisions for the carriage of liquid nitrogen shall also be fulfilled. The primary receptacle and the secondary packaging shall maintain their integrity at the temperature of the liquid nitrogen. (d) Lyophilised substances may also be carried in primary receptacles that are flame-sealed glass ampoules or rubber-stoppered glass vials fitted with metal seals. 3. Whatever the intended temperature of the consignment, the primary receptacle or the secondary packaging shall be capable of withstanding without leakage an internal pressure producing a pressure differential of not less than 95 kPa. This primary receptacle or secondary packaging shall also be capable of withstanding temperatures in the range -40 °C to +55 °C. 4. Other dangerous goods shall not be packed in the same packaging as Class 6.2 infectious substances unless they are necessary for maintaining the viability, stabilizing or preventing degradation or neutralizing the hazards of the infectious substances. A quantity of 30 ml or less of dangerous goods included in Classes 3, 8 or 9 may be packed in each primary receptacle containing infectious substances. These small quantities of dangerous goods of Classes 3, 8 or 9 are not subject to any additional requirements of RID when packed in accordance with this packing instruction. 5. Alternative packagings for the carriage of animal material may be authorized by the competent authority of the country of origin^(a) in accordance with the provisions of 4.1.8.7. 		
<p>^(a) If the country of origin is not an RID Contracting State, the competent authority of the first RID Contracting State reached by the consignment.</p>		

P 621	PACKING INSTRUCTION	P 621
This instruction applies to UN No. 3291.		
The following packagings are authorized provided that the general provisions of 4.1.1 except 4.1.1.15 and 4.1.3 are met:		
<p>(1) Provided that there is sufficient absorbent material to absorb the entire amount of liquid present and the packaging is capable of retaining liquids:</p> <p style="padding-left: 40px;">Drums (1A2, 1B2, 1N2, 1H2, 1D, 1G);</p> <p style="padding-left: 40px;">Boxes (4A, 4B, 4N, 4C1, 4C2, 4D, 4F, 4G, 4H1, 4H2);</p> <p style="padding-left: 40px;">Jerricans (3A2, 3B2, 3H2).</p> <p style="padding-left: 40px;">Packagings shall conform to the packing group II performance level for solids.</p> <p>(2) For packages containing larger quantities of liquid:</p> <p style="padding-left: 40px;">Drums (1A1, 1A2, 1B1, 1B2, 1N1, 1N2, 1H1, 1H2, 1D, 1G);</p> <p style="padding-left: 40px;">Jerricans (3A1, 3A2, 3B1, 3B2, 3H1, 3H2);</p> <p style="padding-left: 40px;">Composites (6HA1, 6HB1, 6HG1, 6HH1, 6HD1, 6HA2, 6HB2, 6HC, 6HD2, 6HG2, 6HH2, 6PA1, 6PB1, 6PG1, 6PD1, 6PH1, 6PH2, 6PA2, 6PB2, 6PC, 6PG2 or 6PD2).</p> <p style="padding-left: 40px;">Packagings shall conform to the packing group II performance level for liquids.</p>		
Additional requirement		
Packagings intended to contain sharp objects such as broken glass and needles shall be resistant to puncture and retain liquids under the performance test conditions in Chapter 6.1.		

This packing instruction applies to UN No. 3373.

- (1) The packaging shall be of good quality, strong enough to withstand the shocks and loadings normally encountered during carriage, including transshipment between cargo transport units and between cargo transport units and warehouses as well as any removal from a pallet or overpack for subsequent manual or mechanical handling. Packagings shall be constructed and closed to prevent any loss of contents that might be caused under normal conditions of carriage by vibration or by changes in temperature, humidity or pressure.
- (2) The packaging shall consist of at least three components:
 - (a) a primary receptacle;
 - (b) a secondary packaging; and
 - (c) an outer packaging
 of which either the secondary or the outer packaging shall be rigid.
- (3) Primary receptacles shall be packed in secondary packagings in such a way that, under normal conditions of carriage, they cannot break, be punctured or leak their contents into the secondary packaging. Secondary packagings shall be secured in outer packagings with suitable cushioning material. Any leakage of the contents shall not compromise the integrity of the cushioning material or of the outer packaging.
- (4) For carriage, the mark illustrated below shall be displayed on the external surface of the outer packaging on a background of a contrasting colour and shall be clearly visible and legible. The mark shall be in the form of a square set at an angle of 45° (diamond-shaped) with minimum dimensions of 50 mm by 50 mm; the width of the line shall be at least 2 mm and the letters and numbers shall be at least 6 mm high. The proper shipping name "BIOLOGICAL SUBSTANCE, CATEGORY B" in letters at least 6 mm high shall be marked on the outer packaging adjacent to the diamond-shaped mark.



- (5) At least one surface of the outer packaging shall have a minimum dimension of 100 mm x 100 mm.
- (6) The completed package shall be capable of successfully passing the drop test in 6.3.5.3 as specified in 6.3.5.2 at a height of 1.2 m. Following the appropriate drop sequence, there shall be no leakage from the primary receptacle(s) which shall remain protected by absorbent material, when required, in the secondary packaging.
- (7) For liquid substances:
 - (a) The primary receptacle(s) shall be leakproof;
 - (b) The secondary packaging shall be leakproof;
 - (c) If multiple fragile primary receptacles are placed in a single secondary packaging, they shall be either individually wrapped or separated to prevent contact between them;
 - (d) Absorbent material shall be placed between the primary receptacle(s) and the secondary packaging. The absorbent material shall be in quantity sufficient to absorb the entire contents of the primary receptacle(s) so that any release of the liquid substance will not compromise the integrity of the cushioning material or of the outer packaging;
 - (e) The primary receptacle or the secondary packaging shall be capable of withstanding, without leakage, an internal pressure of 95 kPa (0.95 bar).

- (8) For solid substances:
 - (a) The primary receptacle(s) shall be siftproof;
 - (b) The secondary packaging shall be siftproof;
 - (c) If multiple fragile primary receptacles are placed in a single secondary packaging, they shall be either individually wrapped or separated to prevent contact between them;
 - (d) If there is any doubt as to whether or not residual liquid may be present in the primary receptacle during carriage then a packaging suitable for liquids, including absorbent materials, shall be used.
- (9) Refrigerated or frozen specimens: ice, dry ice and liquid nitrogen
 - (a) When dry ice or liquid nitrogen is used as a coolant, the requirements of 5.5.3 shall apply. When used, ice shall be placed outside the secondary packagings or in the outer packaging or an overpack. Interior supports shall be provided to secure the secondary packagings in the original position. If ice is used, the outside packaging or overpack shall be leakproof.
 - (b) The primary receptacle and the secondary packaging shall maintain their integrity at the temperature of the refrigerant used as well as the temperatures and the pressures which could result if refrigeration were lost.
- (10) When packages are placed in an overpack, the package marks required by this packing instruction shall either be clearly visible or be reproduced on the outside of the overpack.
- (11) Infectious substances assigned to UN No. 3373 which are packed, and packages which are marked in accordance with this packing instruction are not subject to any other requirement in RID.
- (12) Clear instructions on filling and closing such packages shall be provided by packaging manufacturers and subsequent distributors to the consignor or to the person who prepares the package (e.g. patient) to enable the package to be correctly prepared for carriage.
- (13) Other dangerous goods shall not be packed in the same packaging as Class 6.2 infectious substances unless they are necessary for maintaining the viability, stabilizing or preventing degradation or neutralizing the hazards of the infectious substances. A quantity of 30 ml or less of dangerous goods included in Classes 3, 8 or 9 may be packed in each primary receptacle containing infectious substances. When these small quantities of dangerous goods are packed with infectious substances in accordance with this packing instruction no other requirements of RID need be met.
- (14) If any substance has leaked and has been spilled in a cargo transport unit, it may not be reused until after it has been thoroughly cleaned and, if necessary, disinfected or decontaminated. Any other goods and articles carried in the same cargo transport unit shall be examined for possible contamination.

Additional requirement

Alternative packagings for the carriage of animal material may be authorized by the competent authority of the country of origin^(a) in accordance with the provisions of 4.1.8.7.

^(a) If the country of origin is not an RID Contracting State, the competent authority of the first RID Contracting State reached by the consignment.

P 800		PACKING INSTRUCTION		P 800	
This instruction applies to UN Nos. 2803 and 2809.					
The following packagings are authorized, provided the general provisions of 4.1.1 and 4.1.3 are met:					
(1) Pressure receptacles, provided that the general provisions of 4.1.3.6 are met; or					
(2) Steel flasks or bottles with threaded closures with a capacity not exceeding 3 litres, or					
(3) Combination packagings which conform to the following requirements:					
(a) Inner packagings shall comprise glass, metal or rigid plastics intended to contain liquids with a maximum net mass of 15 kg each;					
(b) The inner packagings shall be packed with sufficient cushioning material to prevent breakage;					
(c) Either the inner packagings or the outer packagings shall have inner liners or bags of strong leakproof and puncture-resistant material impervious to the contents and completely surrounding the contents to prevent it from escaping from the package irrespective of its position or orientation;					
(d) The following outer packagings and maximum net masses are authorized:					
Outer packaging				Maximum net mass	
Drums					
steel (1A1, 1A2)				400 kg	
metal, other than steel or aluminium (1N1, 1N2)				400 kg	
plastics (1H1, 1H2)				400 kg	
plywood (1D)				400 kg	
fibre (1G)				400 kg	
Boxes					
steel (4A)				400 kg	
metal, other than steel or aluminium (4N)				400 kg	
natural wood (4C1)				250 kg	
natural wood with sift-proof walls (4C2)				250 kg	
plywood (4D)				250 kg	
reconstituted wood (4F)				125 kg	
fibreboard (4G)				125 kg	
expanded plastics (4H1)				60 kg	
solid plastics (4H2)				125 kg	
Special packing provision					
PP 41	For UN No. 2803, when it is necessary to carry gallium at low temperatures in order to maintain it in a completely solid state, the above packagings may be overpack ed in a strong, water-resistant outer packaging which contains dry ice or other means of refrigeration. If a refrigerant is used, all of the above materials used in the packaging of gallium shall be chemically and physically resistant to the refrigerant and shall have impact resistance at the low temperatures of the refrigerant employed. If dry ice is used, the outer packaging shall permit the release of carbon dioxide gas.				

P 801		PACKING INSTRUCTION	P 801
This instruction applies to new and used batteries assigned to UN Nos. 2794, 2795 or 3028.			
The following packagings are authorized, provided the general provisions of 4.1.1, except 4.1.1.3, and 4.1.3 are met:			
(1) Rigid outer packagings; (2) Wooden slatted crates; (3) Pallets.			
Additional requirements			
1. Batteries shall be protected against short circuits.			
2. Batteries stacked shall be adequately secured in tiers separated by a layer of electrically non conductive material.			
3. Battery terminals shall not support the weight of other superimposed elements.			
4. Batteries shall be packaged or secured to prevent inadvertent movement. Any cushioning material used shall be inert.			

P 801a	PACKING INSTRUCTION	P 801a
This instruction applies to used batteries of UN Nos. 2794, 2795, 2800 and 3028.		
<p>Stainless steel or solid plastics battery boxes of a capacity of up to 1 m³ are authorized provided the following provisions are met:</p> <ol style="list-style-type: none"> (1) The battery boxes shall be resistant to the corrosive substances contained in the storage batteries; (2) Under normal conditions of carriage, no corrosive substance shall leak from the battery boxes and no other substance (e.g. water) shall enter the battery boxes. No dangerous residues of corrosive substances contained in the storage batteries shall adhere to the outside of the battery boxes; (3) The battery boxes shall not be loaded with storage batteries to a height greater than the height of their sides; (4) No storage battery containing substances or other dangerous goods which may react dangerously with one another shall be placed in a battery box; (5) The battery boxes shall be either: <ol style="list-style-type: none"> (a) covered; or (b) carried in closed or sheeted wagons or in closed or sheeted containers. 		

P 802	PACKING INSTRUCTION	P 802
The following packagings are authorized, provided the general provisions of 4.1.1 and 4.1.3 are met:		
(1)	Combination packagings	
	Outer packagings:	1A1, 1A2, 1B1, 1B2, 1N1, 1N2, 1H1, 1H2, 1D, 1G, 4A, 4B, 4N, 4C1, 4C2, 4D, 4F, 4G or 4H2;
	maximum net mass:	75 kg;
	Inner packagings:	glass or plastics; maximum capacity: 10 litres;
(2)	Combination packagings	
	Outer packagings:	1A1, 1A2, 1B1, 1B2, 1N1, 1N2, 1H1, 1H2, 1D, 1G, 4A, 4B, 4N, 4C1, 4C2, 4D, 4F, 4G or 4H2;
	maximum net mass:	125 kg;
	Inner packagings:	metal; maximum capacity: 40 litres;
(3)	Composite packagings: Glass receptacle with outer steel, aluminium or plywood drum (6PA1, 6PB1 or 6PD1) or with outer steel, aluminium or wooden box or with outer wickerwork hamper (6PA2, 6PB2, 6PC or 6PD2) or with outer solid plastics packaging (6PH2); maximum capacity: 60 litres;	
(4)	Steel drums (1A1) with a maximum capacity of 250 litres;	
(5)	Pressure receptacles, provided that the general provisions of 4.1.3.6 are met.	

P 803	PACKING INSTRUCTION	P 803
This instruction applies to UN No. 2028.		
<p>The following packagings are authorized, provided the general provisions of 4.1.1 and 4.1.3 are met:</p> <ol style="list-style-type: none"> (1) Drums (1A2, 1B2, 1N2, 1H2, 1D, 1G); (2) Boxes (4A, 4B, 4N, 4C1, 4C2, 4D, 4F, 4G, 4H2). <p>Maximum net mass: 75 kg.</p> <p>The articles shall be individually packaged and separated from each other using partitions, dividers, inner packagings or cushioning material to prevent inadvertent discharge during normal conditions of carriage.</p>		

P 804	PACKING INSTRUCTION	P 804
This instruction applies to UN No. 1744.		
The following packagings are authorized provided the general provisions of 4.1.1 and 4.1.3 are met and the packagings are hermetically sealed:		
<p>(1) Combination packagings with a maximum gross mass of 25 kg, consisting of</p> <ul style="list-style-type: none"> – one or more glass inner packaging(s) with a maximum capacity of 1.3 litres each and filled to not more than 90% of their capacity; the closure(s) of which shall be physically held in place by any means capable of preventing back-off or loosening by impact or vibration during carriage, individually placed in – metal or rigid plastics receptacles together with cushioning and absorbent material sufficient to absorb the entire contents of the glass inner packaging(s), further packed in – 1A1, 1A2, 1B1, 1B2, 1N1, 1N2, 1H1, 1H2, 1D, 1G, 4A, 4B, 4N, 4C1, 4C2, 4D, 4F, 4G or 4H2 outer packagings. <p>(2) Combination packagings consisting of metal or polyvinylidene fluoride (PVDF) inner packagings, not exceeding 5 litres in capacity individually packed with absorbent material sufficient to absorb the contents and inert cushioning material in 1A1, 1A2, 1B1, 1B2, 1N1, 1N2, 1H1, 1H2, 1D, 1G, 4A, 4B, 4N, 4C1, 4C2, 4D, 4F, 4G or 4H2 outer packagings with a maximum gross mass of 75 kg. Inner packagings shall not be filled to more than 90% of their capacity. The closure of each inner packaging shall be physically held in place by any means capable of preventing back-off or loosening of the closure by impact or vibration during carriage;</p> <p>(3) Packagings consisting of:</p> <p>Outer packagings:</p> <p>Steel or plastics drums (1A1, 1A2, 1H1 or 1H2) tested in accordance with the test requirements in 6.1.5 at a mass corresponding to the mass of the assembled package either as a packaging intended to contain inner packagings, or as a single packaging intended to contain solids or liquids, and marked accordingly;</p> <p>Inner packagings:</p> <p>Drums and composite packagings (1A1, 1B1, 1N1, 1H1 or 6HA1) meeting the requirements of Chapter 6.1 for single packagings, subject to the following conditions:</p> <ul style="list-style-type: none"> (a) The hydraulic pressure test shall be conducted at a pressure of at least 300 kPa (3 bar) (gauge pressure); (b) The design and production leakproofness tests shall be conducted at a test pressure of 30 kPa (0.3 bar); (c) They shall be isolated from the outer drum by the use of inert shock-mitigating cushioning material which surrounds the inner packaging on all sides; (d) Their capacity shall not exceed 125 litres; (e) Closures shall be of a screw type that are: <ul style="list-style-type: none"> (i) Physically held in place by any means capable of preventing back-off or loosening of the closure by impact or vibration during carriage; (ii) Provided with a cap seal; (f) The outer and inner packagings shall be subjected periodically to an internal inspection and leakproofness test according to (b) at intervals of not more than two and a half years; and (g) The outer and inner packagings shall bear in clearly legible and durable characters: <ul style="list-style-type: none"> (i) the date (month, year) of the initial test and the latest periodic test and inspection of the inner packaging; and (ii) the name or authorized symbol of the expert who carried out the tests and inspections; <p>(4) Pressure receptacles, provided that the general provisions of 4.1.3.6 are met.</p> <ul style="list-style-type: none"> (a) They shall be subjected to an initial test and periodic tests every 10 years at a pressure of not less than 1 MPa (10 bar) (gauge pressure); (b) They shall be subjected periodically to an internal inspection and leakproofness test at intervals of not more than two and a half years; (c) They may not be equipped with any pressure relief device; (d) Each pressure receptacle shall be closed with a plug or valve(s) fitted with a secondary closure device; and (e) The materials of construction for the pressure receptacle, valves, plugs, outlet caps, luting and gaskets shall be compatible with each other and with the contents. 		

P 900	PACKING INSTRUCTION	P 900
(Reserved)		

P 901	PACKING INSTRUCTION	P 901
This instruction applies to UN No. 3316.		
<p>The following combination packagings are authorized provided the general provisions of 4.1.1 and 4.1.3 are met:</p> <p>Drums (1A1, 1A2, 1B1, 1B2, 1N1, 1N2, 1H1, 1H2, 1D, 1G);</p> <p>Boxes (4A, 4B, 4N, 4C1, 4C2, 4D, 4F, 4G, 4H1, 4H2);</p> <p>Jerricans (3A1, 3A2, 3B1, 3B2, 3H1, 3H2).</p> <p>Packagings shall conform to the performance level consistent with the packing group assigned to the kit as a whole (see special provision 251 of Chapter 3.3). Where the kit contains only dangerous goods to which no packing group is assigned, packagings shall meet the packing group II performance level.</p> <p>Maximum quantity of dangerous goods per outer packaging: 10 kg excluding the mass of any carbon dioxide, solid (dry ice) used as a refrigerant.</p>		
<p>Additional requirement</p> <p>Dangerous goods in kits shall be packed in inner packagings which shall be protected from other materials in the kit.</p>		

P 902	PACKING INSTRUCTION	P 902
This instruction applies to UN No. 3268.		
<p><u>Packaged articles:</u></p> <p>The following packagings are authorized provided the general provisions of 4.1.1 and 4.1.3 are met:</p> <p>Drums (1A2, 1B2, 1N2, 1H2, 1D, 1G);</p> <p>Boxes (4A, 4B, 4N, 4C1, 4C2, 4D, 4F, 4G, 4H1, 4H2);</p> <p>Jerricans (3A2, 3B2, 3H2).</p> <p>Packagings shall conform to the packing group III performance level.</p> <p>The packagings shall be designed and constructed so as to prevent movement of the articles and inadvertent operation during normal conditions of carriage.</p>		
<p><u>Unpackaged articles:</u></p> <p>The articles may also be carried unpackaged in dedicated handling devices or cargo transport units when moved to, from, or between where they are manufactured and an assembly plant including intermediate handling locations.</p>		
<p>Additional requirement</p> <p>Any pressure receptacle shall be in accordance with the requirements of the competent authority for the substance(s) contained therein.</p>		

P 903	PACKING INSTRUCTION	P 903
This instruction applies to UN Nos. 3090, 3091, 3480 and 3481.		
<p>For the purpose of this packing instruction, "equipment" means apparatus for which the lithium cells or batteries will provide electrical power for its operation.</p> <p>The following packagings are authorized provided that the general provisions of 4.1.1 and 4.1.3 are met:</p> <p>(1) For cells and batteries:</p> <p>Drums (1A2, 1B2, 1N2, 1H2, 1D, 1G);</p> <p>Boxes (4A, 4B, 4N, 4C1, 4C2, 4D, 4F, 4G, 4H1, 4H2);</p> <p>Jerricans (3A2, 3B2, 3H2).</p> <p>Cells or batteries shall be packed in packagings so that the cells or batteries are protected against damage that may be caused by the movement or placement of the cells or batteries within the packaging.</p> <p>Packagings shall conform to the packing group II performance level.</p> <p>(2) In addition for cells or batteries with a gross mass of 12 kg or more employing a strong, impact resistant outer casing, and assemblies of such cells or batteries:</p> <p>(a) Strong outer packagings;</p> <p>(b) Protective enclosures (e.g., fully enclosed or wooden slatted crates); or</p> <p>(c) Pallets or other handling devices.</p> <p>Cells or batteries shall be secured to prevent inadvertent movement, and the terminals shall not support the weight of other superimposed elements.</p> <p>Packagings need not meet the requirements of 4.1.1.3.</p> <p>(3) For cells or batteries packed with equipment:</p> <p>Packagings conforming to the requirements in paragraph (1) of this packing instruction, then placed with the equipment in an outer packaging; or</p> <p>Packagings that completely enclose the cells or batteries, then placed with equipment in a packaging conforming to the requirements in paragraph (1) of this packing instruction.</p> <p>The equipment shall be secured against movement within the outer packaging.</p> <p>(4) For cells or batteries contained in equipment:</p> <p>Strong outer packagings constructed of suitable material, and of adequate strength and design in relation to the packaging capacity and its intended use. They shall be constructed in such a manner as to prevent accidental operation during carriage. Packagings need not meet the requirements of 4.1.1.3.</p> <p>Large equipment can be offered for carriage unpackaged or on pallets when the cells or batteries are afforded equivalent protection by the equipment in which they are contained.</p> <p>Devices such as radio frequency identification (RFID) tags, watches and temperature loggers, which are not capable of generating a dangerous evolution of heat, may be carried when intentionally active in strong outer packagings.</p>		
<p>Additional requirement</p> <p>Cells or batteries shall be protected against short circuit.</p>		

P 903a	PACKING INSTRUCTION	P 903a
(Deleted)		

P 903b	PACKING INSTRUCTION	P 903b
(Deleted)		

This instruction applies to UN No. 3245.

The following packagings are authorized:

- (1) Packagings meeting the provisions of 4.1.1.1, 4.1.1.2, 4.1.1.4, 4.1.1.8 and 4.1.3 and so designed that they meet the construction requirements of 6.1.4. Outer packagings constructed of suitable material, and of adequate strength and design in relation to the packaging capacity and its intended use, shall be used. Where this packing instruction is used for the carriage of inner packagings of combination packagings the packaging shall be designed and constructed to prevent inadvertent discharge during normal conditions of carriage.
- (2) Packagings, which need not conform to the packaging test requirements of Part 6, but conforming to the following:
 - (a) An inner packaging comprising:
 - (i) primary receptacle(s) and a secondary packaging, the primary receptacle(s) or the secondary packaging shall be leakproof for liquids or siftproof for solids;
 - (ii) for liquids, absorbent material placed between the primary receptacle(s) and the secondary packaging. The absorbent material shall be in a quantity sufficient to absorb the entire contents of the primary receptacle(s) so that any release of the liquid substance will not compromise the integrity of the cushioning material or of the outer packaging;
 - (iii) if multiple fragile primary receptacles are placed in a single secondary packaging they shall be individually wrapped or separated to prevent contact between them;
 - (b) An outer packaging shall be strong enough for its capacity, mass and intended use, and with a smallest external dimension of at least 100 mm.

For carriage, the mark illustrated below shall be displayed on the external surface of the outer packaging on a background of a contrasting colour and shall be clearly visible and legible. The mark shall be in the form of a square set at an angle of 45° (diamond-shaped) with each side having a length of at least 50 mm; the width of the line shall be at least 2 mm and the letters and numbers shall be at least 6 mm high.



Additional requirement

Ice, dry ice and liquid nitrogen

When dry ice or liquid nitrogen is used as a coolant, the requirements of 5.5.3 shall apply. When used, ice shall be placed outside the secondary packagings or in the outer packaging or an overpack. Interior supports shall be provided to secure the secondary packaging in the original position. If ice is used, the outside packaging or overpack shall be leakproof.

P 905	PACKING INSTRUCTION	P 905
This instruction applies to UN Nos. 2990 and 3072.		
Any suitable packaging is authorized, provided the general provisions of 4.1.1 and 4.1.3 are met, except that packagings need not conform to the requirements of Part 6.		
When the life saving appliances are constructed to incorporate or are contained in rigid outer weatherproof casings (such as for lifeboats), they may be carried unpackaged.		
Additional requirements 1. All dangerous substances and articles contained as equipment within the appliances shall be secured to prevent inadvertent movement and in addition: <ol style="list-style-type: none"> Signal devices of Class 1 shall be packed in plastics or fibreboard inner packagings; Non-flammable, non-toxic gases shall be contained in cylinders as specified by the competent authority, which may be connected to the appliance; Electric storage batteries (Class 8) and lithium batteries (Class 9) shall be disconnected or electrically isolated and secured to prevent any spillage of liquid; and Small quantities of other dangerous substances (for example in Classes 3, 4.1 and 5.2) shall be packed in strong inner packagings. 2. Preparation for transport and packaging shall include provisions to prevent any accidental inflation of the appliance.		

P 906	PACKING INSTRUCTION	P 906
This instruction applies to UN Nos. 2315, 3151, 3152 and 3432.		
The following packagings are authorized, provided the general provisions of 4.1.1 and 4.1.3 are met:		
(1) For liquids and solids containing or contaminated with PCBs, polyhalogenated biphenyls, polyhalogenated terphenyls or halogenated monomethyldiphenylmethanes: Packagings in accordance with packing instructions P 001 or P 002, as appropriate.		
(2) For transformers and condensers and other articles: <ol style="list-style-type: none"> Packagings in accordance with packing instructions P 001 or P 002. The articles shall be secured with suitable cushioning material to prevent inadvertent movement during normal conditions of carriage; or Leakproof packagings which are capable of containing, in addition to the articles, at least 1.25 times the volume of the liquid PCBs, polyhalogenated biphenyls, polyhalogenated terphenyls or halogenated monomethyldiphenylmethanes present in them. There shall be sufficient absorbent material in the packagings to absorb at least 1.1 times the volume of liquid which is contained in the articles. In general, transformers and condensers shall be carried in leakproof metal packagings which are capable of holding, in addition to the transformers and condensers, at least 1.25 times the volume of the liquid present in them. 		
Notwithstanding the above, liquids and solids not packaged in accordance with packing instructions P 001 and P 002 and unpackaged transformers and condensers may be carried in cargo transport units fitted with a leakproof metal tray to a height of at least 800 mm, containing sufficient inert absorbent material to absorb at least 1.1 times the volume of any free liquid.		
Additional requirement Adequate provisions shall be taken to seal the transformers and condensers to prevent leakage during normal conditions of carriage.		

P 907	PACKING INSTRUCTION	P 907
This instruction applies to UN No. 3363.		
<p>If the machinery or apparatus is constructed and designed so that the receptacles containing the dangerous goods are afforded adequate protection, an outer packaging is not required. Dangerous goods in machinery or apparatus shall otherwise be packed in outer packagings constructed of suitable material, and of adequate strength and design in relation to the packaging capacity and its intended use, and meeting the applicable requirements of 4.1.1.1.</p> <p>Receptacles containing dangerous goods shall conform to the general provisions in 4.1.1, except that 4.1.1.3, 4.1.1.4, 4.1.1.12 and 4.1.1.14 do not apply. For non-flammable, non-toxic gases, the inner cylinder or receptacle, its contents and filling ratio shall be to the satisfaction of the competent authority of the country in which the cylinder or receptacle is filled.</p> <p>In addition, the manner in which receptacles are contained within the machinery or apparatus, shall be such that under normal conditions of carriage, damage to receptacles containing the dangerous goods is unlikely; and in the event of damage to receptacles containing solid or liquid dangerous goods, no leakage of the dangerous goods from the machinery or apparatus is possible (a leakproof liner may be used to satisfy this requirement). Receptacles containing dangerous goods shall be so installed, secured or cushioned as to prevent their breakage or leakage and so as to control their movement within the machinery or apparatus during normal conditions of carriage. Cushioning material shall not react dangerously with the content of the receptacles. Any leakage of the contents shall not substantially impair the protective properties of the cushioning material.</p>		

P 908	PACKING INSTRUCTION	P 908
This instruction applies to damaged or defective lithium ion cells and batteries and damaged or defective lithium metal cells and batteries, including those contained in equipment, of UN Nos. 3090, 3091, 3480 and 3481.		
<p>The following packagings are authorized provided the general provisions of 4.1.1 and 4.1.3 are met:</p> <p>For cells and batteries and equipment containing cells and batteries:</p> <p style="padding-left: 40px;">Drums (1A2, 1B2, 1N2, 1H2, 1D, 1G);</p> <p style="padding-left: 40px;">Boxes (4A, 4B, 4N, 4C1, 4C2, 4D, 4F, 4G, 4H1, 4H2);</p> <p style="padding-left: 40px;">Jerricans (3A2, 3B2, 3H2).</p> <p>Packagings shall conform to the packing group II performance level.</p> <ol style="list-style-type: none"> Each damaged or defective cell or battery or equipment containing such cells or batteries shall be individually packed in inner packaging and placed inside an outer packaging. The inner packaging or outer packaging shall be leak-proof to prevent the potential release of electrolyte. Each inner packaging shall be surrounded by sufficient non-combustible and electrically non-conductive thermal insulation material to protect against a dangerous evolution of heat. Sealed packagings shall be fitted with a venting device when appropriate. Appropriate measures shall be taken to minimize the effects of vibrations and shocks, prevent movement of the cells or batteries within the package that may lead to further damage and a dangerous condition during carriage. Cushioning material that is non-combustible and electrically non-conductive may also be used to meet this requirement. Non combustibility shall be assessed according to a standard recognized in the country where the packaging is designed or manufactured. <p>For leaking cells or batteries, sufficient inert absorbent material shall be added to the inner or outer packaging to absorb any release of electrolyte.</p> <p>A cell or battery with a net mass of more than 30 kg shall be limited to one cell or battery per outer packaging.</p> <p>Additional requirement</p> <p>Cells or batteries shall be protected against short circuit.</p>		

P 909	PACKING INSTRUCTION	P 909
<p>This instruction applies to UN Nos. 3090, 3091, 3480 and 3481 carried for disposal or recycling, either packed together with or packed without non-lithium batteries.</p>		
<p>(1) Cells and batteries shall be packed in accordance with the following:</p> <ul style="list-style-type: none"> (a) The following packagings are authorized, provided that the general provisions of 4.1.1 and 4.1.3, are met: Drums (1A2, 1B2, 1N2, 1H2, 1D, 1G); Boxes (4A, 4B, 4N, 4C1, 4C2, 4D, 4F, 4G, 4H2); and Jerricans (3A2, 3B2, 3H2). (b) Packagings shall conform to the packing group II performance level. (c) Metal packagings shall be fitted with a electrically non-conductive lining material (e.g. plastics) of adequate strength for the intended use. <p>(2) However, lithium ion cells with a Watt-hour rating of not more than 20 Wh, lithium ion batteries with a Watt-hour rating of not more than 100 Wh, lithium metal cells with a lithium content of not more than 1 g and lithium metal batteries with an aggregate lithium content of not more than 2 g may be packed in accordance with the following:</p> <ul style="list-style-type: none"> (a) In strong outer packaging up to 30 kg gross mass meeting the general provisions of 4.1.1, except 4.1.1.3, and 4.1.3. (b) Metal packagings shall be fitted with a electrically non-conductive lining material (e.g. plastics) of adequate strength for the intended use. <p>(3) For cells or batteries contained in equipment, strong outer packagings constructed of suitable material, and of adequate strength and design in relation to the packaging capacity and its intended use, may be used. Packagings need not meet the requirements of 4.1.1.3. Equipment may also be offered for carriage unpackaged or on pallets when the cells or batteries are afforded equivalent protection by the equipment in which they are contained.</p> <p>(4) In addition, for cells or batteries with a gross mass of 12 kg or more employing a strong, impact resistant outer casing, strong outer packagings constructed of suitable material and of adequate strength and design in relation to the packaging's capacity and its intended use, may be used. Packagings need not meet the requirements of 4.1.1.3.</p>		
<p>Additional requirements</p> <ol style="list-style-type: none"> 1. Cells and batteries shall be designed or packed to prevent short circuits and the dangerous evolution of heat. 2. Protection against short circuits and the dangerous evolution of heat includes, but is not limited to: <ul style="list-style-type: none"> – individual protection of the battery terminals, – inner packaging to prevent contact between cells and batteries, – batteries with recessed terminals designed to protect against short circuits, or – the use of a electrically non-conductive and non-combustible cushioning material to fill empty space between the cells or batteries in the packaging. 3. Cells and batteries shall be secured within the outer packaging to prevent excessive movement during carriage (e.g. by using a non-combustible and electrically non-conductive cushioning material or through the use of a tightly closed plastics bag). 		

P 910	PACKING INSTRUCTION	P 910
<p>This instruction applies to UN Nos. 3090, 3091, 3480 and 3481 production runs consisting of not more than 100 cells or batteries and to pre-production prototypes of cells or batteries when these prototypes are carried for testing.</p>		
<p>The following packagings are authorized provided that the general provisions of 4.1.1 and 4.1.3 are met:</p>		
<p>(1) For cells and batteries, including when packed with equipment:</p> <p>Drums (1A2, 1B2, 1N2, 1H2, 1D, 1G);</p> <p>Boxes (4A, 4B, 4N, 4C1, 4C2, 4D, 4F, 4G, 4H1, 4H2);</p> <p>Jerricans (3A2, 3B2, 3H2).</p> <p>Packagings shall conform to the packing group II performance level and shall meet the following requirements:</p> <p>(a) Batteries and cells, including equipment, of different sizes, shapes or masses shall be packaged in an outer packaging of a tested design type listed above provided the total gross mass of the package does not exceed the gross mass for which the design type has been tested;</p> <p>(b) Each cell or battery shall be individually packed in an inner packaging and placed inside an outer packaging;</p> <p>(c) Each inner packaging shall be completely surrounded by sufficient non-combustible and electrically non-conductive thermal insulation material to protect against a dangerous evolution of heat;</p> <p>(d) Appropriate measures shall be taken to minimize the effects of vibration and shocks and prevent movement of the cells or batteries within the package that may lead to damage and a dangerous condition during carriage. Cushioning material that is non-combustible and electrically non-conductive may be used to meet this requirement;</p> <p>(e) Non-combustibility shall be assessed according to a standard recognized in the country where the packaging is designed or manufactured;</p> <p>(f) A cell or battery with a net mass of more than 30 kg shall be limited to one cell or battery per outer packaging.</p>		
<p>(2) For cells and batteries contained in equipment:</p> <p>Drums (1A2, 1B2, 1N2, 1H2, 1D, 1G);</p> <p>Boxes (4A, 4B, 4N, 4C1, 4C2, 4D, 4F, 4G, 4H1, 4H2);</p> <p>Jerricans (3A2, 3B2, 3H2).</p> <p>Packagings shall conform to the packing group II performance level and shall meet the following requirements:</p> <p>(a) Equipment of different sizes, shapes or masses shall be packaged in an outer packaging of a tested design type listed above provided the total gross mass of the package does not exceed the gross mass for which the design type has been tested;</p> <p>(b) The equipment shall be constructed or packaged in such a manner as to prevent accidental operation during carriage;</p> <p>(c) Appropriate measures shall be taken to minimize the effects of vibration and shocks and prevent movement of the equipment within the package that may lead to damage and a dangerous condition during carriage. When cushioning material is used to meet this requirement it shall be non-combustible and electrically non-conductive; and</p> <p>(d) Non-combustibility shall be assessed according to a standard recognized in the country where the packaging is designed or manufactured.</p>		
<p>(3) The equipment or the batteries may be carried unpackaged under conditions specified by the competent authority of any RID Contracting State, which may also recognize an approval granted by the competent authority of a country which is not an RID Contracting State, provided that this approval has been granted in accordance with the procedures applicable according to RID, ADR, ADN, the IMDG Code or the ICAO Technical Instructions. Additional conditions that may be considered in the approval process include, but are not limited to:</p> <p>(a) The equipment or the battery shall be strong enough to withstand the shocks and loadings normally encountered during carriage, including trans-shipment between cargo transport units and between cargo transport units and warehouses as well as any removal from a pallet for subsequent manual or mechanical handling; and</p> <p>(b) The equipment or the battery shall be fixed in cradles or crates or other handling devices in such a way that it will not become loose during normal conditions of carriage.</p>		
<p>Additional requirements</p> <p>The cells and batteries shall be protected against short circuit;</p> <p>Protection against short circuits includes, but is not limited to,</p> <ul style="list-style-type: none"> – individual protection of the battery terminals, – inner packaging to prevent contact between cells and batteries, – batteries with recessed terminals designed to protect against short circuits, or 		

- the use of a electrically non-conductive and non-combustible cushioning material to fill empty space between the cells or batteries in the packaging.

P 911	PACKING INSTRUCTION	P 911
This instruction applies to damaged or defective cells and batteries of UN Nos. 3090, 3091, 3480 and 3481 liable to rapidly disassemble, dangerously react, produce a flame or a dangerous evolution of heat or a dangerous emission of toxic, corrosive or flammable gases or vapours under normal conditions of carriage.		
The following packagings are authorized, provided that the general provisions of 4.1.1 and 4.1.3 are met:		
For cells and batteries and equipment containing cells and batteries:		
Drums (1A2, 1B2, 1N2, 1H2, 1D, 1G);		
Boxes (4A, 4B, 4N, 4C1, 4C2, 4D, 4F, 4G, 4H1, 4H2);		
Jerricans (3A2, 3B2, 3H2).		
The packagings shall conform to the packing group I performance level.		
(1) The packaging shall be capable of meeting the following additional performance requirements in case of rapid disassembly, dangerous reaction, production of a flame or a dangerous evolution of heat or a dangerous emission of toxic, corrosive or flammable gases or vapours of the cells or batteries:		
(a) The outside surface temperature of the completed package shall not have a temperature of more than 100 °C. A momentary spike in temperature up to 200 °C is acceptable;		
(b) No flame shall occur outside the package;		
(c) No projectiles shall exit the package;		
(d) The structural integrity of the package shall be maintained; and		
(e) The packagings shall have a gas management system (e.g. filter system, air circulation, containment for gas, gas tight packaging etc.), as appropriate.		
(2) The additional packaging performance requirements shall be verified by a test as specified by the competent authority of any RID Contracting State who may also recognize a test specified by the competent authority of a country which is not an RID Contracting State provided that this test has been specified in accordance with the procedures applicable according to RID, ADR, ADN, the IMDG Code or the ICAO Technical Instructions ^a .		
A verification report shall be available on request. As a minimum requirement, the cell or battery name, the cell or battery number, the mass, type, energy content of the cells or batteries, the packaging identification and the test data according to the verification method as specified by the competent authority shall be listed in the verification report.		
(3) When dry ice or liquid nitrogen is used as a coolant, the requirements of section 5.5.3 shall apply. The inner packaging and outer packaging shall maintain their integrity at the temperature of the refrigerant used as well as the temperatures and the pressures which could result if refrigeration were lost.		
Additional requirement		
Cells or batteries shall be protected against short circuit.		
^a The following criteria, as relevant, may be considered to assess the performance of the packaging:		
(a) The assessment shall be done under a quality management system (as described e.g. in section 2.2.9.1.7 (e)) allowing for the traceability of tests results, reference data and characterization models used;		
(b) The list of hazards expected in case of thermal run-away for the cell or battery type, in the condition it is carried (e.g. usage of an inner packaging, state of charge (SOC), use of sufficient non-combustible, electrically non-conductive and absorbent cushioning material etc.), shall be clearly identified and quantified; the reference list of possible hazards for lithium cells or batteries (rapidly disassemble, dangerously react, produce a flame or a dangerous evolution of heat or a dangerous emission of toxic, corrosive or flammable gases or vapours) can be used for this purpose. The quantification of these hazards shall rely on available scientific literature;		
(c) The mitigating effects of the packaging shall be identified and characterized, based on the nature of the protections provided and the construction material properties. A list of technical characteristics and drawings shall be used to support this assessment (Density (kg·m ³), specific heat capacity (J·kg ⁻¹ ·K ⁻¹), heating value (kJ·kg ⁻¹), thermal conductivity (W·m ⁻¹ ·K ⁻¹), melting temperature and flammability temperature (K), heat transfer coefficient of the outer packaging (W·m ⁻² ·K ⁻¹), ...);		
(d) The test and any supporting calculations shall assess the result of a thermal run-away of the cell or battery inside the packaging in the normal conditions of carriage;		

- (e) In case the SOC of the cell or battery is not known, the assessment used, shall be done with the highest possible SOC corresponding to the cell or battery use conditions;
- (f) The surrounding conditions in which the packaging may be used and carried shall be described (including for possible consequences of gas or smoke emissions on the environment, such as ventilation or other methods) according to the gas management system of the packaging;
- (g) The tests or the model calculation shall consider the worst case scenario for the thermal run-away triggering and propagation inside the cell or battery; this scenario includes the worst possible failure in the normal carriage condition, the maximum heat and flame emissions for the possible propagation of the reaction;
- (h) These scenarios shall be assessed over a period of time long enough to allow all the possible consequences to occur (e.g. 24 hours).

R 001 PACKING INSTRUCTION R 001			
The following packagings are authorized provided the general provisions of 4.1.1 and 4.1.3 are met:			
Light-gauge metal packagings	Maximum capacity / maximum net mass		
	Packing group I	Packing group II	Packing group III
steel, non-removable head (0A1)	Not allowed	40 l / 50 kg	40 l / 50 kg
steel, removable head (0A2) ^(a)	Not allowed	40 l / 50 kg	40 l / 50 kg
^(a) Not allowed for UN No. 1261 Nitromethane			
NOTE 1: This instruction applies to solids and liquids (provided the design type is tested and marked appropriately). 2: For Class 3, packing group II, these packagings may be used only for substances with no subsidiary hazard and a vapour pressure of not more than 110 kPa at 50 °C and for slightly toxic pesticides.			

4.1.4.2 Packing instructions concerning the use of IBCs

IBC 01	PACKING INSTRUCTION	IBC 01
The following IBCs are authorized, provided the general provisions of 4.1.1, 4.1.2 and 4.1.3 are met: Metal (31A, 31B and 31N).		
Special packing provision specific to RID and ADR		
BB 1	For UN No. 3130, the openings of receptacles for this substance shall be tightly closed by means of two devices in series, one of which shall be screwed or secured in an equivalent manner.	

IBC 02	PACKING INSTRUCTION	IBC 02
The following IBCs are authorized, provided the general provisions of 4.1.1, 4.1.2 and 4.1.3 are met: (1) Metal (31A, 31B and 31N); (2) Rigid plastics (31H1 and 31H2); (3) Composite (31HZ1).		
Special packing provisions		
B 5	For UN Nos. 1791, 2014, 2984 and 3149, IBCs shall be provided with a device to allow venting during carriage. The inlet to the venting device shall be sited in the vapour space of the IBC under maximum filling conditions during carriage.	
B 7	For UN Nos. 1222 and 1865, IBCs with a capacity greater than 450 litres are not permitted due to the substance's potential for explosion when carried in large volumes.	
B 8	The pure form of this substance shall not be transported in IBCs since it is known to have a vapour pressure of more than 110 kPa at 50 °C or 130 kPa at 55 °C.	
B 15	For UN No. 2031 with more than 55% nitric acid, the permitted use of rigid plastics IBCs and of composite IBCs with a rigid plastics inner receptacle shall be two years from their date of manufacture.	
B 16	For UN No. 3375, IBCs of type 31A and 31N are not allowed without competent authority approval.	
Special packing provisions specific to RID and ADR		
BB 2	For UN No.1203, notwithstanding special provision 534 (see 3.3.1), IBCs shall only be used when the actual vapour pressure is not more than 110 kPa at 50 °C, or 130 kPa at 55 °C.	
BB 4	For UN Nos. 1133, 1139, 1169, 1197, 1210, 1263, 1266, 1286, 1287, 1306, 1866, 1993 and 1999, assigned to packing group III in accordance with 2.2.3.1.4, IBCs with a capacity greater than 450 litres are not permitted.	

IBC 03	PACKING INSTRUCTION	IBC 03
The following IBCs are authorized, provided the general provisions of 4.1.1, 4.1.2 and 4.1.3 are met: (1) Metal (31A, 31B and 31N); (2) Rigid plastics (31H1 and 31H2); (3) Composite (31HZ1, 31HA2, 31HB2, 31HN2, 31HD2 and 31HH2).		
Special packing provision		
B 8	The pure form of this substance shall not be carried in IBCs since it is known to have a vapour pressure of more than 110 kPa at 50 °C or 130 kPa at 55 °C.	
B 19	For UN No. 3532, IBCs shall be designed and constructed to permit the release of gas or vapour to prevent a build-up of pressure that could rupture the IBCs in the event of loss of stabilization.	

IBC 04	PACKING INSTRUCTION	IBC 04
The following IBCs are authorized, provided the general provisions of 4.1.1, 4.1.2 and 4.1.3 are met: Metal (11A, 11B, 11N, 21A, 21B, 21N, 31A, 31B and 31N).		

IBC 05	PACKING INSTRUCTION	IBC 05
<p>The following IBCs are authorized, provided the general provisions of 4.1.1, 4.1.2 and 4.1.3 are met:</p> <p>(1) Metal (11A, 11B, 11N, 21A, 21B, 21N, 31A, 31B and 31N);</p> <p>(2) Rigid plastics (11H1, 11H2, 21H1, 21H2, 31H1 and 31H2);</p> <p>(3) Composite (11HZ1, 21HZ1 and 31HZ1).</p>		

IBC 06	PACKING INSTRUCTION	IBC 06
<p>The following IBCs are authorized, provided the general provisions of 4.1.1, 4.1.2 and 4.1.3 are met:</p> <p>(1) Metal (11A, 11B, 11N, 21A, 21B, 21N, 31A, 31B and 31N);</p> <p>(2) Rigid plastics (11H1, 11H2, 21H1, 21H2, 31H1 and 31H2);</p> <p>(3) Composite (11HZ1, 11HZ2, 21HZ1, 21HZ2 and 31HZ1).</p>		
<p>Additional requirement</p> <p>Where the solid may become liquid during carriage see 4.1.3.4.</p>		
<p>Special packing provisions</p>		
B 12	For UN No. 2907, IBCs shall meet the packing group II performance level. IBCs meeting the test criteria of packing group I shall not be used.	

IBC 07	PACKING INSTRUCTION	IBC 07
<p>The following IBCs are authorized, provided the general provisions of 4.1.1, 4.1.2 and 4.1.3 are met:</p> <p>(1) Metal (11A, 11B, 11N, 21A, 21B, 21N, 31A, 31B and 31N);</p> <p>(2) Rigid plastics (11H1, 11H2, 21H1, 21H2, 31H1 and 31H2);</p> <p>(3) Composite (11HZ1, 11HZ2, 21HZ1, 21HZ2 and 31HZ1);</p> <p>(4) Wooden (11C, 11D and 11F).</p>		
<p>Additional requirements</p> <p>1. Where the solid may become liquid during carriage see 4.1.3.4.</p> <p>2. Liners of wooden IBCs shall be siftproof.</p>		
<p>Special packing provision</p>		
B 18	For UN No. 3531, IBCs shall be designed and constructed to permit the release of gas or vapour to prevent a build-up of pressure that could rupture the IBCs in the event of loss of stabilization.	

IBC 08	PACKING INSTRUCTION	IBC 08
<p>The following IBCs are authorized, provided the general provisions of 4.1.1, 4.1.2 and 4.1.3 are met:</p> <p>(1) Metal (11A, 11B, 11N, 21A, 21B, 21N, 31A, 31B and 31N);</p> <p>(2) Rigid plastics (11H1, 11H2, 21H1, 21H2, 31H1 and 31H2);</p> <p>(3) Composite (11HZ1, 11HZ2, 21HZ1, 21HZ2 and 31HZ1);</p> <p>(4) Fibreboard (11G);</p> <p>(5) Wooden (11C, 11D and 11F);</p> <p>(6) Flexible (13H1, 13H2, 13H3, 13H4, 13H5, 13L1, 13L2, 13L3, 13L4, 13M1 and 13M2).</p>		
<p>Additional requirement</p> <p>Where the solid may become liquid during carriage see 4.1.3.4.</p>		
<p>Special packing provisions</p>		
B 3	Flexible IBCs shall be sift-proof and water-resistant or shall be fitted with a sift-proof and water-resistant liner.	
B 4	Flexible, fibreboard or wooden IBCs shall be sift-proof and water-resistant or shall be fitted with a sift-proof and water-resistant liner.	
B 6	For UN Nos. 1363, 1364, 1365, 1386, 1408, 1841, 2211, 2217, 2793 and 3314, IBCs are not required to meet the IBC testing requirements of Chapter 6.5.	
B 13	NOTE: For UN Nos. 1748, 2208, 2880, 3485, 3486 and 3487, carriage by sea in IBCs is prohibited according to the IMDG Code.	
<p>Special packing provision specific to RID and ADR</p>		
BB 3	<p>For UN 3509, IBCs are not required to meet the requirements of 4.1.1.3.</p> <p>IBCs meeting the requirements of 6.5.5, made leak tight or fitted with a leak tight and puncture resistant sealed liner or bag, shall be used.</p> <p>When the only residues are solids which are not liable to become liquid at temperatures likely to be encountered during carriage, flexible IBCs may be used.</p> <p>When liquid residues are present, rigid IBCs that provide a means of retention (e.g. absorbent material) shall be used.</p> <p>Before being filled and handed over for carriage, every IBC shall be inspected to ensure that it is free from corrosion, contamination or other damage. Any IBC showing signs of reduced strength shall no longer be used (minor dents and scratches are not considered as reducing the strength of the IBC).</p> <p>IBCs intended for the carriage of packagings, discarded, empty, uncleaned with residues of Class 5.1 shall be so constructed or adapted that the goods cannot come into contact with wood or any other combustible material.</p>	

IBC 99		PACKING INSTRUCTION	IBC 99
<p>Only IBCs which are approved for these goods by the competent authority may be used. A copy of the competent authority approval shall accompany each consignment or the transport document shall include an indication that the packaging was approved by the competent authority.</p>			

IBC 100		PACKING INSTRUCTION	IBC 100
This instruction applies to UN Nos. 0082, 0222, 0241, 0331 and 0332.			
<p>The following IBCs are authorized, provided the general provisions of 4.1.1, 4.1.2 and 4.1.3 and special provisions of 4.1.5 are met:</p> <p>(1) Metal (11A, 11B, 11N, 21A, 21B, 21N, 31A, 31B and 31N);</p> <p>(2) Flexible (13H2, 13H3, 13H4, 13L2, 13L3, 13L4 and 13M2);</p> <p>(3) Rigid plastics (11H1, 11H2, 21H1, 21H2, 31H1 and 31H2);</p> <p>(4) Composite (11HZ1, 11HZ2, 21HZ1, 21HZ2, 31HZ1 and 31HZ2).</p>			
<p>Additional requirements</p> <p>1. IBCs shall only be used for free flowing substances.</p> <p>2. Flexible IBCs shall only be used for solids.</p>			
<p>Special packing provisions</p>			
B 3	For UN No. 0222, flexible IBCs shall be sift-proof and water resistant or shall be fitted with a sift-proof and water resistant liner.		
B 9	For UN No. 0082, this packing instruction may only be used when the substances are mixtures of ammonium nitrate or other inorganic nitrates with other combustible substances which are not explosive ingredients. Such explosives shall not contain nitroglycerin, similar liquid organic nitrates, or chlorates. Metal IBCs are not authorized.		
B 10	For UN No. 0241, this packing instruction may only be used for substances which consist of water as an essential ingredient and high proportions of ammonium nitrate or other oxidizing substances some or all of which are in solution. The other constituents may include hydrocarbons or aluminium powder, but shall not include nitro-derivatives such as trinitrotoluene. Metal IBCs are not authorized.		
B 17	For UN No. 0222, metal IBCs are not authorized.		

IBC 520		PACKING INSTRUCTION		IBC 520	
This instruction applies to organic peroxides and self-reactive substances of type F.					
The IBCs listed below are authorized for the formulations listed, provided the general provisions of 4.1.1, 4.1.2 and 4.1.3 and special provisions of 4.1.7.2 are met. The formulations listed below may also be carried packed in accordance with packing method OP8 of packing instruction P 520 of 4.1.4.1.					
For formulations not listed below, only IBCs which are approved by the competent authority may be used (see 4.1.7.2.2).					
UN No.	Organic peroxide	Type of IBC	Maximum quantity (litres/kg)		
3109	ORGANIC PEROXIDE, TYPE F, LIQUID				
	tert-BUTYL CUMYL PEROXIDE	31HA1	1000		
	tert-BUTYL HYDROPEROXIDE, not more than 72% with water	31A	1250		
		31HA1	1000		
	tert-BUTYL PEROXYACETATE, not more than 32% in diluent type A	31A	1250		
		31HA1	1000		
	tert-BUTYL PEROXYBENZOATE, not more than 32% in diluent type A	31A	1250		
	tert-BUTYL PEROXY-3,5,5-TRIMETHYLHEXANOATE, not more than 37% in diluent type A	31A	1250		
		31HA1	1000		
	CUMYL HYDROPEROXIDE, not more than 90% in diluent type A	31HA1	1250		
	DIBENZOYL PEROXIDE, not more than 42% as a stable dispersion in water	31H1	1000		
	DI-tert-BUTYL PEROXIDE, not more than 52% in diluent type A	31A	1250		
		31HA1	1000		
	1,1-DI-(tert-BUTYLPEROXY)CYCLOHEXANE, not more than 37% in diluent type A	31A	1250		
	1,1-DI-(tert-BUTYLPEROXY)CYCLOHEXANE, not more than 42% in diluent type A	31H1	1000		
	2,5-DIMETHYL-2,5-DI(tert-BUTYLPEROXY)HEXANE, not more than 52% in diluent type A	31HA1	1000		
	DILAUIROYL PEROXIDE, not more than 42%, stable dispersion, in water	31HA1	1000		
	ISOPROPYL CUMYL HYDROPEROXIDE, not more than 72% in diluent type A	31HA1	1250		
	p-MENTHYL HYDROPEROXIDE, not more than 72% in diluent type A	31HA1	1250		
	PEROXYACETIC ACID, STABILIZED, not more than 17%	31H1	1500		
		31H2	1500		
		31HA1	1500		
		31A	1500		
		3,6,9-TRIETHYL-3,6,9-TRIMETHYL-1,4,7-TRIPEROXONANE, not more than 27% in diluent type A	31HA1	1000	
3110	ORGANIC PEROXIDE, TYPE F, SOLID				
	DICUMYL PEROXIDE	31A 31H1 31HA1	2000		
Additional requirements					
1. IBCs shall be provided with a device to allow venting during carriage. The inlet to the pressure-relief device shall be sited in the vapour space of the IBC under maximum filling conditions during carriage.					
2. To prevent explosive rupture of metal IBCs or composite IBCs with complete metal casing, the emergency-relief devices shall be designed to vent all the decomposition products and vapours evolved during self-accelerating decomposition or during a period of not less than one hour of fire-engulfment as calculated by the formula in 4.2.1.13.8 or in special provision TE 12 of 6.8.4.					

IBC 620	PACKING INSTRUCTION	IBC 620
This instruction applies to UN No. 3291.		
The following IBCs are authorized, provided the general provisions of 4.1.1, except 4.1.1.15, 4.1.2 and 4.1.3 are met:		
Rigid, leakproof IBCs conforming to the packing group II performance level.		
Additional requirements		
1. There shall be sufficient absorbent material to absorb the entire amount of liquid present in the IBC.		
2. IBCs shall be capable of retaining liquids.		
3. IBCs intended to contain sharp objects such as broken glass and needles shall be resistant to puncture.		

4.1.4.3 Packing instructions concerning the use of large packagings

LP 01		PACKING INSTRUCTION (LIQUIDS)			LP 01
The following large packagings are authorized provided the general provision of 4.1.1 and 4.1.3 are met:					
Inner packagings		Large outer packagings	Packing group I	Packing group II	Packing group III
Glass	10 litre	Steel (50A)	Not allowed	Not allowed	Maximum capacity: 3 m ³
Plastics	30 litre	Aluminium (50B)			
Metal	40 litre	Metal other than steel or aluminium (50N)			
		Rigid plastics (50H)			
		Natural wood (50C)			
		Plywood (50D)			
		Reconstituted wood (50F)			
		Fibreboard (50G)			

LP 02		PACKING INSTRUCTION (SOLIDS)			LP 02
The following large packagings are authorized provided the general provisions of 4.1.1 and 4.1.3 are met:					
Inner packagings		Large outer packagings	Packing group I	Packing group II	Packing group III
Glass	10 kg	Steel (50A)	Not allowed	Not allowed	Maximum capacity: 3 m ³
Plastics ^(b)	50 kg	Aluminium (50B)			
Metal	50 kg	Metal other than steel or aluminium (50N)			
Paper ^{(a),(b)}	50 kg	Rigid plastics (50H)			
Fibre ^{(a),(b)}	50 kg	Natural wood (50C)			
		Plywood (50D)			
		Reconstituted wood (50F)			
		Fibreboard (50G)			
		Flexible plastics (51H) ^(c)			

^(a) These inner packagings shall not be used when the substances being carried may become liquid during carriage.

^(b) These inner packagings shall be sift-proof.

^(c) To be used with flexible inner packagings only.

Special packing provisions

L 2 (Deleted)

L 3 **NOTE:** For UN Nos. 2208 and 3486, carriage by sea in large packagings is prohibited.

Special packing provision specific to RID and ADR

LL 1	<p>For UN 3509, large packagings are not required to meet the requirements of 4.1.1.3.</p> <p>Large packagings meeting the requirements of 6.6.4, made leak tight or fitted with a leak tight and puncture resistant sealed liner or bag, shall be used.</p> <p>When the only residues are solids which are not liable to become liquid at temperatures likely to be encountered during carriage, flexible large packagings may be used.</p> <p>When liquid residues are present, rigid large packagings that provide a means of retention (e.g. absorbent material) shall be used.</p> <p>Before being filled and handed over for carriage, every large packaging shall be inspected to ensure that it is free from corrosion, contamination or other damage. Any large packaging showing signs of reduced strength shall no longer be used (minor dents and scratches are not considered as reducing the strength of the large packaging).</p> <p>Large packagings intended for the carriage of packagings, discarded, empty, uncleaned with residues of Class 5.1 shall be so constructed or adapted that the goods cannot come into contact with wood or any other combustible material.</p>
-------------	--

LP 03	PACKING INSTRUCTION	LP 03
This instruction applies to UN Nos. 3537 to 3548.		
<p>(1) The following large packagings are authorized, provided that the general provisions of 4.1.1 and 4.1.3 are met: Rigid large packagings conforming to the packing group II performance level made of:</p> <ul style="list-style-type: none"> steel (50A); aluminium (50B); metal other than steel or aluminium (50N); rigid plastics (50H); natural wood (50C); plywood (50D); reconstituted wood (50F); rigid fibreboard (50G). <p>(2) Additionally, the following conditions shall be met:</p> <ul style="list-style-type: none"> (a) Receptacles within articles containing liquids or solids shall be constructed of suitable materials and secured in the article in such a way that, under normal conditions of carriage, they cannot break, be punctured or leak their contents into the article itself or the outer packaging; (b) Receptacles containing liquids with closures shall be packed with their closures correctly oriented. The receptacles shall in addition conform to the internal pressure test provisions of 6.1.5.5; (c) Receptacles that are liable to break or be punctured easily, such as those made of glass, porcelain or stoneware or of certain plastics materials shall be properly secured. Any leakage of the contents shall not substantially impair the protective properties of the article or of the outer packaging; (d) Receptacles within articles containing gases shall meet the requirements of Section 4.1.6 and Chapter 6.2 as appropriate or be capable of providing an equivalent level of protection as packing instructions P 200 or P 208; and (e) Where there is no receptacle within the article, the article shall fully enclose the dangerous substances and prevent their release under normal conditions of carriage. <p>(3) Articles shall be packed to prevent movement and inadvertent operation during normal conditions of carriage.</p>		

LP 99	PACKING INSTRUCTION	LP 99
Only large packagings which are approved for these goods by the competent authority may be used. A copy of the competent authority approval shall accompany each consignment or the transport document shall include an indication that the packaging was approved by the competent authority.		

LP 101 PACKING INSTRUCTION LP 101		
The following packagings are authorized, provided the general provisions of 4.1.1 and 4.1.3 and special provisions of 4.1.5 are met:		
Inner packagings	Intermediate packagings	Large packagings
Not necessary	Not necessary	Steel (50A) Aluminium (50B) Metal other than steel or aluminium (50N) Rigid plastics (50H) Natural wood (50C) Plywood (50D) Reconstituted wood (50F) Fibreboard (50G)
Special packing provision		
L 1	<p>For UN Nos. 0006, 0009, 0010, 0015, 0016, 0018, 0019, 0034, 0035, 0038, 0039, 0048, 0056, 0137, 0138, 0168, 0169, 0171, 0181, 0182, 0183, 0186, 0221, 0243, 0244, 0245, 0246, 0254, 0280, 0281, 0286, 0287, 0297, 0299, 0300, 0301, 0303, 0321, 0328, 0329, 0344, 0345, 0346, 0347, 0362, 0363, 0370, 0412, 0424, 0425, 0434, 0435, 0436, 0437, 0438, 0451, 0488, 0502 and 0510:</p> <p>Large and robust explosives articles, normally intended for military use, without their means of initiation or with their means of initiation containing at least two effective protective features, may be carried unpackaged. When such articles have propelling charges or are self-propelled, their ignition systems shall be protected against stimuli encountered during normal conditions of carriage. A negative result in Test Series 4 on an unpackaged article indicates that the article can be considered for carriage unpackaged. Such unpackaged articles may be fixed to cradles or contained in crates or other suitable handling devices.</p>	

LP 102 PACKING INSTRUCTION LP 102		
The following packagings are authorized, provided the general provisions of 4.1.1 and 4.1.3 and special provisions of 4.1.5 are met:		
Inner packagings	Intermediate packagings	Large packagings
Bags water resistant Receptacles fibreboard metal plastics wood Sheets fibreboard, corrugated Tubes fibreboard	Not necessary	Steel (50A) Aluminium (50B) Metal other than steel or aluminium (50N) Rigid plastics (50H) Natural wood (50C) Plywood (50D) Reconstituted wood (50F) Fibreboard (50G)

LP 200	PACKING INSTRUCTION	LP 200
This instruction applies to UN No. 1950.		
The following large packagings are authorized for aerosols, provided that the general provisions of 4.1.1 and 4.1.3 are met:		
Rigid large packagings conforming to the packing group II performance level, made of:		
steel (50A);		
aluminium (50B);		
metal other than steel or aluminium (50N);		
rigid plastics (50H);		
natural wood (50C);		
plywood (50D);		
reconstituted wood (50F);		
rigid fibreboard (50G).		
Special packing provision		
L 2	The large packagings shall be designed and constructed to prevent dangerous movement of the aerosols and inadvertent discharge during normal conditions of carriage. For waste aerosols carried in accordance with special provision 327, the large packagings shall have a means of retaining any free liquid that might escape during carriage, e.g. absorbent material. The large packagings shall be adequately ventilated to prevent the creation of a flammable atmosphere and the build-up of pressure.	

LP 621	PACKING INSTRUCTION	LP 621
This instruction applies to UN No. 3291.		
The following large packagings are authorized, provided the general provisions of 4.1.1 and 4.1.3 are met:		
<p>(1) For clinical waste placed in inner packagings: Rigid, leakproof large packagings conforming to the requirements of Chapter 6.6 for solids, at the packing group II performance level, provided there is sufficient absorbent material to absorb the entire amount of liquid present and the large packaging is capable of retaining liquids;</p> <p>(2) For packages containing larger quantities of liquid: Large rigid packagings conforming to the requirements of Chapter 6.6, at the packing group II performance level, for liquids.</p>		
Additional requirement		
Large packagings intended to contain sharp objects such as broken glass and needles shall be resistant to puncture and retain liquids under the performance test conditions in Chapter 6.6.		

LP 902	PACKING INSTRUCTION	LP 902
This instruction applies to UN No. 3268.		
<u>Packaged articles:</u> The following packagings are authorized, provided the general provisions of 4.1.1 and 4.1.3 are met: Rigid large packagings conforming to the packing group III performance level, made of: steel (50A); aluminium (50B); metal other than steel or aluminium (50N); rigid plastics (50H); natural wood (50C); plywood (50D); reconstituted wood (50F); rigid fibreboard (50G). The packagings shall be designed and constructed to prevent movement of the articles and inadvertent operation during normal conditions of carriage. <u>Unpackaged articles:</u> The articles may also be carried unpackaged in dedicated handling devices or cargo transport units when moved to, from, or between where they are manufactured and an assembly plant including intermediate handling locations.		
Additional requirement Any pressure receptacle shall be in accordance with the requirements of the competent authority for the substance(s) contained in the pressure receptacle(s).		

LP 903	PACKING INSTRUCTION	LP 903
This instruction applies to UN Nos. 3090, 3091, 3480 and 3481.		
The following large packagings are authorized for a single battery and for a single item of equipment containing batteries, provided that the general provisions of 4.1.1 and 4.1.3 are met: Rigid large packagings conforming to the packing group II performance level, made of: steel (50A); aluminium (50B); metal other than steel or aluminium (50N); rigid plastics (50H); natural wood (50C); plywood (50D); reconstituted wood (50F); rigid fibreboard (50G). The battery or the equipment shall be packed so that the battery or the equipment is protected against damage that may be caused by its movement or placement within the large packaging.		
Additional requirement Batteries shall be protected against short circuit.		

LP 904	PACKING INSTRUCTION	LP 904
This instruction applies to single damaged or defective batteries and to single items of equipment containing damaged or defective cells and batteries of UN Nos. 3090, 3091, 3480 and 3481.		
The following large packagings are authorized for a single damaged or defective battery and for a single item of equipment containing damaged or defective cells and batteries, provided the general provisions of 4.1.1 and 4.1.3 are met:		
For batteries and equipment containing cells and batteries:		
Rigid large packagings conforming to the packing group II performance level, made of:		
steel (50A)		
aluminium (50B)		
metal other than steel or aluminium (50N)		
rigid plastics (50H)		
plywood (50D)		
1. The damaged or defective battery or equipment containing such cells or batteries shall be individually packed in an inner packaging and placed inside an outer packaging. The inner packaging or outer packaging shall be leak-proof to prevent the potential release of electrolyte.		
2. The inner packaging shall be surrounded by sufficient non-combustible and electrically non-conductive thermal insulation material to protect against a dangerous evolution of heat.		
3. Sealed packagings shall be fitted with a venting device when appropriate.		
4. Appropriate measures shall be taken to minimize the effects of vibrations and shocks, prevent movement of the battery or the equipment within the package that may lead to further damage and a dangerous condition during carriage. Cushioning material that is non-combustible and electrically non-conductive may also be used to meet this requirement.		
5. Non combustibility shall be assessed according to a standard recognized in the country where the packaging is designed or manufactured.		
For leaking cells and batteries, sufficient inert absorbent material shall be added to the inner or outer packaging to absorb any release of electrolyte.		
Additional requirement		
Cells and batteries shall be protected against short circuit.		

LP 905	PACKING INSTRUCTION	LP 905
This instruction applies to UN Nos. 3090, 3091, 3480 and 3481 production runs consisting of not more than 100 cells or batteries and to pre-production prototypes of cells or batteries when these prototypes are carried for testing.		
The following large packagings are authorized for a single battery and for a single item of equipment containing cells or batteries, provided that the general provisions of 4.1.1 and 4.1.3 are met:		
(1) For a single battery:		
Rigid large packagings conforming to the packing group II performance level, made of:		
steel (50A); aluminium (50B); metal other than steel or aluminium (50N); rigid plastics (50H); natural wood (50C); plywood (50D); reconstituted wood (50F); rigid fibreboard (50G).		
Large packagings shall also meet the following requirements:		
(a) A battery of different size, shape or mass may be packed in an outer packaging of a tested design type listed above provided the total gross mass of the package does not exceed the gross mass for which the design type has been tested; (b) The battery shall be packed in an inner packaging and placed inside the outer packaging; (c) The inner packaging shall be completely surrounded by sufficient non-combustible and electrically non-conductive thermal insulation material to protect against a dangerous evolution of heat; (d) Appropriate measures shall be taken to minimize the effects of vibration and shocks and prevent movement of the battery within the package that may lead to damage and a dangerous condition during carriage. When cushioning material is used to meet this requirement it shall be non-combustible and electrically non-conductive; and (e) Non-combustibility shall be assessed according to a standard recognized in the country where the large packaging is designed or manufactured.		
(2) For a single item of equipment containing cells or batteries:		
Rigid large packagings conforming to the packing group II performance level, made of:		
steel (50A); aluminium (50B); metal other than steel or aluminium (50N); rigid plastics (50H); natural wood (50C); plywood (50D); reconstituted wood (50F); rigid fibreboard (50G).		
Large packagings shall also meet the following requirements:		
(a) A single item of equipment of different size, shape or mass may be packed in an outer packaging of a tested design type listed above provided the total gross mass of the package does not exceed the gross mass for which the design type has been tested; (b) The equipment shall be constructed or packed in such a manner as to prevent accidental operation during carriage; (c) Appropriate measures shall be taken to minimize the effects of vibration and shocks and prevent movement of the equipment within the package that may lead to damage and a dangerous condition during carriage. When cushioning material is used to meet this requirement, it shall be non-combustible and electrically non-conductive; and (d) Non-combustibility shall be assessed according to a standard recognized in the country where the large packaging is designed or manufactured.		
Additional requirement		
Cells and batteries shall be protected against short circuit.		

LP 906	PACKING INSTRUCTION	LP 906
<p>This instruction applies to damaged or defective batteries of UN Nos. 3090, 3091, 3480 and 3481 liable to rapidly disassemble, dangerously react, produce a flame or a dangerous evolution of heat or a dangerous emission of toxic, corrosive or flammable gases or vapours under normal conditions of carriage.</p>		
<p>The following large packagings are authorized, provided that the general provisions of 4.1.1 and 4.1.3 are met: For a single battery and for a single item of equipment containing batteries: Rigid large packagings conforming to the packing group I performance level, made of:</p> <ul style="list-style-type: none"> steel (50A); aluminium (50B); metal other than steel or aluminium (50N); rigid plastics (50H); plywood (50D); rigid fibreboard (50G) <p>(1) The large packaging shall be capable of meeting the following additional performance requirements in case of rapid disassembly, dangerous reaction, production of a flame or a dangerous evolution of heat or a dangerous emission of toxic, corrosive or flammable gases or vapours of the battery:</p> <ul style="list-style-type: none"> (a) The outside surface temperature of the completed package shall not have a temperature of more than 100 °C. A momentary spike in temperature up to 200 °C is acceptable; (b) No flame shall occur outside the package; (c) No projectiles shall exit the package; (d) The structural integrity of the package shall be maintained; and (e) The large packagings shall have a gas management system (e.g. filter system, air circulation, containment for gas, gas tight packaging etc.), as appropriate. <p>(2) The additional large packaging performance requirements shall be verified by a test as specified by the competent authority of any RID Contracting State who may also recognize a test specified by the competent authority of a country which is not an RID Contracting State provided that this test has been specified in accordance with the procedures applicable according to RID, ADR, ADN, the IMDG Code or the ICAO Technical Instructions^a.</p> <p>A verification report shall be available on request. As a minimum requirement, the battery name, the battery number, the mass, type, energy content of the batteries, the large packaging identification and the test data according to the verification method as specified by the competent authority shall be listed in the verification report.</p> <p>(3) When dry ice or liquid nitrogen is used as a coolant, the requirements of section 5.5.3 shall apply. The inner packaging and outer packaging shall maintain their integrity at the temperature of the refrigerant used as well as the temperatures and the pressures which could result if refrigeration were lost.</p>		
<p>Additional requirement</p> <p>Batteries shall be protected against short circuit.</p>		
<p>^a The following criteria, as relevant, may be considered to assess the performance of the large packaging:</p> <ul style="list-style-type: none"> (a) The assessment shall be done under a quality management system (as described e.g. in section 2.2.9.1.7 (e)) allowing for the traceability of tests results, reference data and characterization models used; (b) The list of hazards expected in case of thermal run-away for the battery type, in the condition it is carried (e.g. usage of an inner packaging, state of charge (SOC), use of sufficient non-combustible, electrically non-conductive and absorbent cushioning material etc.), shall be clearly identified and quantified; the reference list of possible hazards for lithium batteries (rapidly disassemble, dangerously react, produce a flame or a dangerous evolution of heat or a dangerous emission of toxic, corrosive or flammable gases or vapours) can be used for this purpose. The quantification of these hazards shall rely on available scientific literature; (c) The mitigating effects of the large packaging shall be identified and characterized, based on the nature of the protections provided and the construction material properties. A list of technical characteristics and drawings shall be used to support this assessment (Density (kg·m⁻³), specific heat capacity (J·kg⁻¹·K⁻¹), heating value (kJ·kg⁻¹), thermal conductivity (W·m⁻¹·K⁻¹), melting temperature and flammability temperature (K), heat transfer coefficient of the outer packaging (W·m⁻²·K⁻¹), ...); (d) The test and any supporting calculations shall assess the result of a thermal run-away of the battery inside the large packaging in the normal conditions of carriage; (e) In case the SOC of the battery is not known, the assessment used, shall be done with the highest possible SOC corresponding to the battery use conditions; (f) The surrounding conditions in which the large packaging may be used and carried shall be described (including for possible consequences of gas or smoke emissions on the environment, such as ventilation or other methods) according to the gas management system of the large packaging; 		

- (g) The tests or the model calculation shall consider the worst case scenario for the thermal run-away triggering and propagation inside the battery; this scenario includes the worst possible failure in the normal carriage condition, the maximum heat and flame emissions for the possible propagation of the reaction;
- (h) These scenarios shall be assessed over a period of time long enough to allow all the possible consequences to occur (e.g. 24 hours).

- 4.1.4.4** (Deleted)
- 4.1.5 Special packing provisions for goods of Class 1**
- 4.1.5.1** The general provisions of Section 4.1.1 shall be met.
- 4.1.5.2** All packagings for Class 1 goods shall be so designed and constructed that:
- (a) They will protect the explosives, prevent them escaping and cause no increase in the risk of unintended ignition or initiation when subjected to normal conditions of carriage including foreseeable changes in temperature, humidity and pressure;
 - (b) The complete package can be handled safely in normal conditions of carriage; and
 - (c) The packages will withstand any loading imposed on them by foreseeable stacking to which they will be subject during carriage so that they do not add to the risk presented by the explosives, the containment function of the packagings is not harmed, and they are not distorted in a way or to an extent which will reduce their strength or cause instability of a stack.
- 4.1.5.3** All explosive substances and articles, as prepared for carriage, shall have been classified in accordance with the procedures detailed in 2.2.1.
- 4.1.5.4** Class 1 goods shall be packed in accordance with the appropriate packing instruction shown in Column (8) of Table A of Chapter 3.2, as detailed in 4.1.4.
- 4.1.5.5** Unless otherwise specified in RID, packagings, including IBCs and large packagings, shall conform to the requirements of chapters 6.1, 6.5 or 6.6, as appropriate, and shall meet their test requirements for packing group II.
- 4.1.5.6** The closure device of packagings containing liquid explosives shall ensure a double protection against leakage.
- 4.1.5.7** The closure device of metal drums shall include a suitable gasket; if a closure device includes a screw-thread, the ingress of explosive substances into the screw-thread shall be prevented.
- 4.1.5.8** Packagings for water soluble substances shall be water resistant. Packagings for desensitized or phlegmatized substances shall be closed to prevent changes in concentration during carriage.
- 4.1.5.9** (Reserved)
- 4.1.5.10** Nails, staples and other closure devices made of metal without protective covering shall not penetrate to the inside of the outer packaging unless the inner packaging adequately protects the explosives against contact with the metal.
- 4.1.5.11** Inner packagings, fittings and cushioning materials and the placing of explosive substances or articles in packages shall be accomplished in a manner which prevents the explosive substances or articles from becoming loose in the outer packaging under normal conditions of carriage. Metallic components of articles shall be prevented from making contact with metal packagings. Articles containing explosive substances not enclosed in an outer casing shall be separated from each other in order to prevent friction and impact. Padding, trays, partitioning in the inner or outer packaging, mouldings or receptacles may be used for this purpose.
- 4.1.5.12** Packagings shall be made of materials compatible with, and impermeable to, the explosives contained in the package, so that neither interaction between the explosives and the packaging materials, nor leakage, causes the explosive to become unsafe to carriage, or the hazard division or compatibility group to change.
- 4.1.5.13** The ingress of explosive substances into the recesses of seamed metal packagings shall be prevented.
- 4.1.5.14** Plastics packagings shall not be liable to generate or accumulate sufficient static electricity so that a discharge could cause the packaged explosive substances or articles to initiate, ignite or function.
- 4.1.5.15** Large and robust explosives articles, normally intended for military use, without their means of initiation or with their means of initiation containing at least two effective protective features, may be carried unpackaged. When such articles have propelling charges or are self-propelled, their ignition systems shall be protected against stimuli encountered during normal conditions of carriage. A negative result in Test Series 4 on an unpackaged article indicates that the article can be considered for carriage unpackaged. Such unpackaged articles may be fixed to cradles or contained in crates or other suitable handling, storage or launching devices in such a way that they will not become loose during normal conditions of carriage.

Where such large explosive articles are as part of their operational safety and suitability tests subjected to test regimes that meet the intentions of RID and such tests have been successfully undertaken, the competent authority may approve such articles to be carried in accordance with RID.

- 4.1.5.16** Explosive substances shall not be packed in inner or outer packagings where the differences in internal and external pressures, due to thermal or other effects, could cause an explosion or rupture of the package.
- 4.1.5.17** Whenever loose explosive substances or the explosive substance of an uncased or partly cased article may come into contact with the inner surface of metal packagings (1A1, 1A2, 1B1, 1B2, 1N1, 1N2, 4A, 4B, 4N and metal receptacles), the metal packaging shall be provided with an inner liner or coating (see 4.1.1.2).
- 4.1.5.18** Packing instruction P101 may be used for any explosive provided the packaging has been approved by a competent authority regardless of whether the packaging complies with the packing instruction assignment in Column (8) of Table A of Chapter 3.2.
- 4.1.6 Special packing provisions for goods of Class 2 and goods of other classes assigned to packing instruction P200**
- 4.1.6.1** This section provides general requirements applicable to the use of pressure receptacles and open cryogenic receptacles for the carriage of Class 2 substances and goods of other classes assigned to packing instruction P200 (e.g. UN 1051 hydrogen cyanide, stabilized). Pressure receptacles shall be constructed and closed so as to prevent any loss of contents which might be caused under normal conditions of carriage, including by vibration, or by changes in temperature, humidity or pressure (resulting from change in altitude, for example).
- 4.1.6.2** Parts of pressure receptacles and open cryogenic receptacles which are in direct contact with dangerous goods shall not be affected or weakened by those dangerous goods and shall not cause a dangerous effect (e.g. catalysing a reaction or reacting with the dangerous goods).
- 4.1.6.3** Pressure receptacles, including their closures and open cryogenic receptacles, shall be selected to contain a gas or a mixture of gases according to the requirements of 6.2.1.2 and the requirements of the relevant packing instructions of 4.1.4.1. This sub-section also applies to pressure receptacles which are elements of MEGCs and battery-wagons.
- 4.1.6.4** A change of use of a refillable pressure receptacle shall include emptying, purging and evacuation operations to the extent necessary for safe operation (see also table of standards at the end of this section). In addition, a pressure receptacle that previously contained a Class 8 corrosive substance or a substance of another class with a corrosive subsidiary hazard shall not be authorized for the carriage of a Class 2 substance unless the necessary inspection and testing as specified in 6.2.1.6 and 6.2.3.5 respectively have been performed.
- 4.1.6.5** Prior to filling, the packer shall perform an inspection of the pressure receptacle or open cryogenic receptacle and ensure that the pressure receptacle or open cryogenic receptacle is authorized for the substance and, in case of a chemical under pressure, for the propellant to be carried and that the requirements have been met. Shut-off valves shall be closed after filling and remain closed during carriage. The consignor shall verify that the closures and equipment are not leaking.
- NOTE:** Shut-off valves fitted to individual cylinders in bundles may be open during carriage, unless the substance carried is subject to special packing provision "k" or "q" in packing instruction P200.
- 4.1.6.6** Pressure receptacles and open cryogenic receptacles shall be filled according to the working pressures, filling ratios and provisions specified in the appropriate packing instruction for the specific substance being filled. Reactive gases and gas mixtures shall be filled to a pressure such that if complete decomposition of the gas occurs, the working pressure of the pressure receptacle shall not be exceeded. Bundles of cylinders shall not be filled in excess of the lowest working pressure of any given cylinder in the bundle.
- 4.1.6.7** Pressure receptacles, including their closures, shall conform to the design, construction, inspection and testing requirements detailed in Chapter 6.2. When outer packagings are prescribed, the pressure receptacles and open cryogenic receptacles shall be firmly secured therein. Unless otherwise specified in the detailed packing instructions, one or more inner packagings may be enclosed in one outer packaging.
- 4.1.6.8** Valves and other components which are to remain connected to the valve during carriage (e.g. handling devices or adaptors) shall be designed and constructed in such a way that they are inherently able to withstand damage without release of the contents or shall be protected from damage which could cause inadvertent release of the contents of the pressure receptacle, by one of the following methods (see also table of standards at the end of this section):
- (a) Valves are placed inside the neck of the pressure receptacle and protected by a threaded plug or cap;
 - (b) Valves are protected by caps. Caps shall possess vent-holes of sufficient cross-sectional area to evacuate the gas if leakage occurs at the valves;
 - (c) Valves are protected by shrouds or guards;
 - (d) Pressure receptacles are carried in frames, (e.g. cylinders in bundles); or
 - (e) Pressure receptacles are carried in protective boxes. For UN pressure receptacles the packaging as prepared for carriage shall be capable of meeting the drop test specified in 6.1.5.3 at the packing group I performance level.

- 4.1.6.9** Non-refillable pressure receptacles shall:
- (a) be carried in an outer packaging, such as a box or crate, or in shrink-wrapped or stretch-wrapped trays;
 - (b) be of a water capacity less than or equal to 1.25 litres when filled with flammable or toxic gas;
 - (c) not be used for toxic gases with an LC₅₀ less than or equal to 200 ml/m³; and
 - (d) not be repaired after being put into service.
- 4.1.6.10** Refillable pressure receptacles, other than cryogenic receptacles, shall be periodically inspected according to the provisions of 6.2.1.6, or 6.2.3.5.1 for non UN receptacles, and packing instruction P 200, P 205 or P 206 as applicable. Pressure relief valves for closed cryogenic receptacles shall be subject to periodic inspections and tests according to the provisions of 6.2.1.6.3 and packing instruction P 203. Pressure receptacles shall not be filled after they become due for periodic inspection but may be carried after the expiry of the time-limit for purposes of performing inspection or disposal, including the intermediate carriage operations.
- 4.1.6.11** Repairs shall be consistent with the fabrication and testing requirements of the applicable design and construction standards and are only permitted as indicated in the relevant periodic inspection standards specified in Chapter 6.2. Pressure receptacles, other than the jacket of closed cryogenic receptacles, shall not be subjected to repairs of any of the following:
- (a) weld cracks or other weld defects;
 - (b) cracks in walls;
 - (c) leaks or defects in the material of the wall, head or bottom.
- 4.1.6.12** Pressure receptacles shall not be offered for filling:
- (a) when damaged to such an extent that the integrity of the pressure receptacle or its service equipment may be affected;
 - (b) unless the pressure receptacle and its service equipment has been examined and found to be in good working order; and
 - (c) unless the required certification, retest, and filling marks are legible.
- 4.1.6.13** Filled pressure receptacles shall not be offered for carriage:
- (a) when leaking;
 - (b) when damaged to such an extent that the integrity of the pressure receptacle or its service equipment may be affected;
 - (c) unless the pressure receptacle and its service equipment has been examined and found to be in good working order; and
 - (d) unless the required certification, retest, and filling marks are legible.
- 4.1.6.14** Owners shall, on the basis of a reasoned request from the competent authority, provide it with all the information necessary to demonstrate the conformity of the pressure receptacle in a language easily understood by the competent authority. They shall cooperate with that authority, at its request, on any action taken to eliminate non-conformity of the pressure receptacles which they own.
- 4.1.6.15** For UN pressure receptacles, the ISO standards listed below shall be applied. For other pressure receptacles, the requirements of section 4.1.6 are considered to have been complied with if the following standards, as relevant, are applied:

Applicable paragraphs	Reference	Document title
4.1.6.2	EN ISO 11114-1:2012 + A1:2017	Gas cylinders – Compatibility of cylinder and valve materials with gas contents – Part 1: Metallic Materials
	ISO 11114-2:2013	Transportable gas cylinders – Compatibility of cylinder and valve materials with gas contents – Part 2: Non-metallic Materials
4.1.6.4	ISO 11621:1997	Gas cylinders – Procedures for change of gas service NOTE: The EN version of this ISO standard fulfils the requirements and may also be used.
4.1.6.8 Valves with inherent protection	Annex A of EN ISO 10297:2006 or annex A of EN ISO 10297:2014 or annex A of EN ISO	Gas cylinder – Refillable gas cylinder valves – Specification and type testing NOTE: The EN version of this ISO standard fulfils the requirements and may also be used.

Applicable paragraphs	Reference	Document title
	10297:2014 + A1:2017	
	EN 13152:2001 + A1:2003	Testing and specifications of LPG cylinder valves – self closing
	EN 13153:2001 + A1:2003	Testing and specifications of LPG cylinder valves – manually operated
	EN ISO 14245:2010	Gas cylinders – Specifications and testing of LPG cylinder valves – Self closing (ISO 14245:2006)
	EN ISO 15995:2010	Gas cylinders – Specifications and testing of LPG cylinder valves – Manually operated (ISO 15995:2006)
	EN ISO 17879:2017	Gas cylinders – Self-closing cylinder valves - Specification and type testing
4.1.6.8 (b) and (c)	either ISO 11117:1998 or ISO 11117:2008 + Cor 1:2009	Gas Cylinders – Valve Protection caps and valve guards for industrial and medical gas cylinders – Design construction and tests
	EN 962:1996 + A2:2000	Valve protection caps and valve guards for industrial and medical gas cylinders – Design, construction and tests
	ISO 16111:2008	Transportable gas storage devices – Hydrogen absorbed in reversible metal hydride

4.1.7 Special packing provisions for organic peroxides of Class 5.2 and self-reactive substances of Class 4.1

4.1.7.0.1 For organic peroxides, all receptacles shall be "effectively closed". Where significant internal pressure may develop in a package by the evolution of a gas, a vent may be fitted, provided the gas emitted will not cause danger, otherwise the degree of filling shall be limited. Any venting device shall be so constructed that liquid will not escape when the package is in an upright position and it shall be able to prevent ingress of impurities. The outer packaging, if any, shall be so designed as not to interfere with the operation of the venting device.

4.1.7.1 Use of packagings (except IBCs)

4.1.7.1.1 Packagings for organic peroxides and self-reactive substances shall conform to the requirements of Chapter 6.1 and shall meet its test requirements for packing group II.

4.1.7.1.2 The packing methods for organic peroxides and self-reactive substances are listed in packing instruction 520 and are designated OP1 to OP8. The quantities specified for each packing method are the maximum quantities authorized per package.

4.1.7.1.3 The packing methods appropriate for the individual currently assigned organic peroxides and self-reactive substances are listed in 2.2.41.4 and 2.2.52.4.

4.1.7.1.4 For new organic peroxides, new self-reactive substances or new formulations of currently assigned organic peroxides or self-reactive substances, the following procedure shall be used to assign the appropriate packing method:

(a) ORGANIC PEROXIDE, TYPE B or SELF-REACTIVE SUBSTANCE, TYPE B:

Packing method OP5 shall be assigned, provided that the organic peroxide (or self-reactive substance) satisfies the criteria of 20.4.3 (b) (resp. 20.4.2 (b)) of the Manual of Tests and Criteria in a packaging authorized by the packing method. If the organic peroxide (or self-reactive substance) can only satisfy these criteria in a smaller packaging than those authorized by packing method OP5 (viz. one of the packagings listed for OP1 to OP4), then the corresponding packing method with the lower OP number is assigned;

(b) ORGANIC PEROXIDE, TYPE C or SELF-REACTIVE SUBSTANCE, TYPE C:

Packing method OP6 shall be assigned, provided that the organic peroxide (or self-reactive substance) satisfies the criteria of 20.4.3 (c) (resp. 20.4.2 (c)) of the Manual of Tests and Criteria in a packaging authorized by the packing method. If the organic peroxide (or self-reactive substance) can only satisfy these criteria in a smaller packaging than those authorized by packing method OP6 then the corresponding packing method with the lower OP number is assigned;

(c) ORGANIC PEROXIDE, TYPE D or SELF-REACTIVE SUBSTANCE, TYPE D:

Packing method OP7 shall be assigned to this type of organic peroxide or self-reactive substance;

(d) ORGANIC PEROXIDE, TYPE E or SELF-REACTIVE SUBSTANCE, TYPE E:

Packing method OP8 shall be assigned to this type of organic peroxide or self-reactive substance;

(e) ORGANIC PEROXIDE, TYPE F or SELF-REACTIVE SUBSTANCE, TYPE F:

Packing method OP8 shall be assigned to this type of organic peroxide or self-reactive substance.

4.1.7.2 Use of intermediate bulk containers

4.1.7.2.1 The currently assigned organic peroxides specifically listed in packing instruction IBC520 may be carried in IBCs in accordance with this packing instruction. IBCs shall conform to the requirements of Chapter 6.5 and shall meet its test requirements for packing group II.

4.1.7.2.2 Other organic peroxides and self-reactive substances of type F may be carried in IBCs under conditions established by the competent authority of the country of origin when, on the basis of the appropriate tests, that competent authority is satisfied that such carriage may be safely conducted. The tests undertaken shall include those necessary:

- (a) To prove that the organic peroxide (or self-reactive substance) complies with the principles for classification given in 20.4.3 (f) [resp. 20.4.2 (f)] of the Manual of Tests and Criteria, exit box F of Figure 20.1 (b) of the Manual;
- (b) To prove the compatibility of all materials normally in contact with the substance during carriage;
- (c) (Reserved)
- (d) To design, when applicable, pressure and emergency relief devices; and
- (e) To determine if any special provisions are necessary for safe carriage of the substance.

If the country of origin is not an RID Contracting State, the classification and transport conditions shall be recognized by the competent authority of the first RID Contracting State reached by the consignment.

4.1.7.2.3 Emergencies to be taken into account are self-accelerating decomposition and fire engulfment. To prevent explosive rupture of metal or composite IBCs with a complete metal casing, the emergency-relief devices shall be designed to vent all the decomposition products and vapours evolved during self-accelerating decomposition or during a period of not less than one hour of complete fire engulfment calculated by the equations given in 4.2.1.13.8.

4.1.8 Special packing provisions for infectious substances of Class 6.2

4.1.8.1 Consignors of infectious substances shall ensure that packages are prepared in such a manner that they arrive at their destination in good condition and present no hazard to persons or animals during carriage.

4.1.8.2 The definitions in 1.2.1 and the general requirements of 4.1.1.1 to 4.1.1.17, except 4.1.1.10 to 4.1.1.12 and 4.1.1.15 apply to infectious substances packages. However, liquids shall only be filled into packagings which have an appropriate resistance to the internal pressure that may develop under normal conditions of carriage.

4.1.8.3 An itemized list of contents shall be enclosed between the secondary packaging and the outer packaging. When the infectious substances to be carried are unknown, but suspected of meeting the criteria for inclusion in Category A, the words "suspected Category A infectious substance" shall be shown, in parenthesis, following the proper shipping name on the document inside the outer packaging.

4.1.8.4 Before an empty packaging is returned to the consignor, or sent elsewhere, it shall be disinfected or sterilized to nullify any hazard and any label or mark indicating that it had contained an infectious substance shall be removed or obliterated.

4.1.8.5 Provided an equivalent level of performance is maintained, the following variations in the primary receptacles placed within a secondary packaging are allowed without the need for further testing of the completed packaging:

- (a) Primary receptacles of equivalent or smaller size as compared to the tested primary receptacles may be used provided:
 - (i) the primary receptacles are of similar design to the primary receptacle tested (e.g. shape: round, rectangular, etc.);
 - (ii) the material of construction of the primary receptacles (e.g. glass, plastics, metal) offers resistance to impact and stacking forces equivalent to or better than that of the primary receptacles originally tested;
 - (iii) the primary receptacles have the same or smaller openings and the closure is of equivalent design (e.g. screw cap, friction lid, etc.);
 - (iv) sufficient additional cushioning material is used to take up empty spaces and to prevent significant movement of the primary receptacles; and
 - (v) primary receptacles are oriented within the secondary packagings in the same manner as in the tested package.
- (b) A lesser number of the tested primary receptacles, or of the alternative types of primary receptacles identified in (a) above, may be used provided sufficient cushioning is added to fill the void space(s) and to prevent significant movement of the primary receptacles.

- 4.1.8.6** Paragraphs 4.1.8.1 to 4.1.8.5 only apply to infectious substances of Category A (UN Nos. 2814 and 2900). They do not apply to UN No. 3373 BIOLOGICAL SUBSTANCE, CATEGORY B (see packing instruction P650 of 4.1.4.1), nor to UN No. 3291 CLINICAL WASTE, UNSPECIFIED, N.O.S. or (BIO) MEDICAL WASTE, N.O.S. or REGULATED MEDICAL WASTE, N.O.S.
- 4.1.8.7** For the carriage of animal material, packagings or IBCs not specifically authorized in the applicable packing instruction shall not be used for the carriage of a substance or article unless specifically approved by the competent authority of the country of origin³ and provided:
- (a) The alternative packaging complies with the general requirements of this Part;
 - (b) When the packing instruction indicated in column (8) of Table A of Chapter 3.2 so specifies, the alternative packaging meets the requirements of Part 6;
 - (c) The competent authority of the country of origin³ determines that the alternative packaging provides at least the same level of safety as if the substance were packed in accordance with a method specified in the particular packing instruction indicated in column (8) of Table A of Chapter 3.2; and
 - (d) A copy of the competent authority approval accompanies each consignment or the transport document includes an indication that alternative packaging was approved by the competent authority.
- 4.1.9 Special packing provisions for radioactive material**
- 4.1.9.1 General**
- 4.1.9.1.1** Radioactive material, packagings and packages shall meet the requirements of Chapter 6.4. The quantity of radioactive material in a package shall not exceed the limits specified in 2.2.7.2.2, 2.2.7.2.4.1, 2.2.7.2.4.4, 2.2.7.2.4.5, 2.2.7.2.4.6, special provision 336 of Chapter 3.3 and 4.1.9.3.
- The types of packages for radioactive materials covered by RID, are:
- (a) Excepted package (see 1.7.1.5);
 - (b) Industrial package Type 1 (Type IP-1 package);
 - (c) Industrial package Type 2 (Type IP-2 package);
 - (d) Industrial package Type 3 (Type IP-3 package);
 - (e) Type A package;
 - (f) Type B(U) package;
 - (g) Type B(M) package;
 - (h) Type C package.
- Packages containing fissile material or uranium hexafluoride are subject to additional requirements.
- 4.1.9.1.2** The non-fixed contamination on the external surfaces of any package shall be kept as low as practicable and, under routine conditions of transport, shall not exceed the following limits:
- (a) 4 Bq/cm² for beta and gamma emitters and low toxicity alpha emitters; and
 - (b) 0.4 Bq/cm² for all other alpha emitters.
- These limits are applicable when averaged over any area of 300 cm² of any part of the surface.
- 4.1.9.1.3** A package shall not contain any items other than those that are necessary for the use of the radioactive material. The interaction between these items and the package under the conditions of carriage applicable to the design, shall not reduce the safety of the package.
- 4.1.9.1.4** Except as provided in 7.5.11, CW33, the level of non-fixed contamination on the external and internal surfaces of overpacks, containers, tanks, IBCs and wagons shall not exceed the limits specified in 4.1.9.1.2.
- 4.1.9.1.5** For radioactive material having other dangerous properties the package design shall take into account those properties. Radioactive material with a subsidiary hazard, packaged in packages that do not require competent authority approval, shall be carried in packagings, IBCs, tanks or bulk containers fully complying with the requirements of the relevant chapters of Part 6 as appropriate, as well as applicable requirements of chapters 4.1, 4.2 or 4.3 for that subsidiary hazard.
- 4.1.9.1.6** Before a packaging is first used to carry radioactive material, it shall be confirmed that it has been manufactured in conformity with the design specifications to ensure compliance with the relevant provisions of RID and any applicable certificate of approval. The following requirements shall also be fulfilled, if applicable:
- (a) If the design pressure of the containment system exceeds 35 kPa (gauge), it shall be ensured that the containment system of each packaging conforms to the approved design requirements relating to the capability of that system to maintain its integrity under that pressure;

³ If the country of origin is not an RID Contracting State, the competent authority of the first RID Contracting State reached by the consignment.

- (b) For each packaging intended for use as a Type B(U), Type B(M) or Type C package and for each packaging intended to contain fissile material, it shall be ensured that the effectiveness of its shielding and containment and, where necessary, the heat transfer characteristics and the effectiveness of the confinement system, are within the limits applicable to or specified for the approved design;
 - (c) For each packaging intended to contain fissile material, it shall be ensured that the effectiveness of the criticality safety features is within the limits applicable to or specified for the design and in particular where, in order to comply with the requirements of 6.4.11.1 neutron poisons are specifically included, checks shall be performed to confirm the presence and distribution of those neutron poisons.
- 4.1.9.1.7** Before each shipment of any package, it shall be ensured that the package contains neither:
- (a) Radionuclides different from those specified for the package design; nor
 - (b) Contents in a form, or physical or chemical state different from those specified for the package design.
- 4.1.9.1.8** Before each shipment of any package, it shall be ensured that all the requirements specified in the relevant provisions of RID and in the applicable certificates of approval have been fulfilled. The following requirements shall also be fulfilled, if applicable:
- (a) It shall be ensured that lifting attachments which do not meet the requirements of 6.4.2.2 have been removed or otherwise rendered incapable of being used for lifting the package, in accordance with 6.4.2.3;
 - (b) Each Type B(U), Type B(M) and Type C package shall be held until equilibrium conditions have been approached closely enough to demonstrate compliance with the requirements for temperature and pressure unless an exemption from these requirements has received unilateral approval;
 - (c) For each Type B(U), Type B(M) and Type C package, it shall be ensured by inspection and/or appropriate tests that all closures, valves and other openings of the containment system through which the radioactive contents might escape are properly closed and, where appropriate, sealed in the manner for which the demonstrations of compliance with the requirements of 6.4.8.8 and 6.4.10.3 were made;
 - (d) For packages containing fissile material the measurement specified in 6.4.11.5 (b) and the tests to demonstrate closure of each package as specified in 6.4.11.8 shall be performed.
- 4.1.9.1.9** The consignor shall also have a copy of any instructions with regard to the proper closing of the package and any preparation for shipment before making any shipment under the terms of the certificates.
- 4.1.9.1.10** Except for consignments under exclusive use, the transport index of any package or overpack shall not exceed 10, nor shall the criticality safety index of any package or overpack exceed 50.
- 4.1.9.1.11** Except for packages or overpacks carried under exclusive use under the conditions specified in 7.5.11, CW 33 (3.5) (a), the maximum radiation level at any point on any external surface of a package or overpack shall not exceed 2 mSv/h.
- 4.1.9.1.12** The maximum radiation level at any point on any external surface of a package or overpack under exclusive use shall not exceed 10 mSv/h.
- 4.1.9.2 Requirements and controls for carriage of LSA material and SCO**
- 4.1.9.2.1** The quantity of LSA material or SCO in a single Type IP-1 package, Type IP-2 package, Type IP-3 package, or object or collection of objects, whichever is appropriate, shall be so restricted that the external radiation level at 3 m from the unshielded material or object or collection of objects does not exceed 10 mSv/h.
- 4.1.9.2.2** For LSA material and SCO which are or contain fissile material, which is not excepted under 2.2.7.2.3.5, the applicable requirements of 7.5.11, CW 33 (4.1) and (4.2) shall be met.
- 4.1.9.2.3** For LSA material and SCO which are or contain fissile material, the applicable requirements of 6.4.11.1 shall be met.
- 4.1.9.2.4** LSA material and SCO in groups LSA-I and SCO-I may be carried unpackaged under the following conditions:
- (a) All unpackaged material other than ores containing only naturally occurring radionuclides shall be carried in such a manner that under routine conditions of carriage there will be no escape of the radioactive contents from the wagon nor will there be any loss of shielding;
 - (b) Each wagon shall be under exclusive use, except when only carrying SCO-I on which the contamination on the accessible and the inaccessible surfaces is not greater than ten times the corresponding level according to the definition of "contamination" in 2.2.7.1.2;
 - (c) For SCO-I where it is suspected that non-fixed contamination exists on inaccessible surfaces in excess of the values specified in 2.2.7.2.3.2 (a) (i), measures shall be taken to ensure that the radioactive material is not released into the wagon;
 - (d) Unpackaged fissile material shall meet the requirements of 2.2.7.2.3.5 (e).

- 4.1.9.2.5** LSA material and SCO, except as otherwise specified in 4.1.9.2.4, shall be packaged in accordance with the table below:

Table 4.1.9.2.5: Industrial package requirements for LSA material and SCO

Radioactive contents	Industrial package type	
	Exclusive use	Not under exclusive use
LSA-I Solid ^(a) Liquid	Type IP-1 Type IP-1	Type IP-1 Type IP-2
LSA-II Solid Liquid and gas	Type IP-2 Type IP-2	Type IP-2 Type IP-3
LSA-III	Type IP-2	Type IP-3
SCO-I ^(a)	Type IP-1	Type IP-1
SCO-II	Type IP-2	Type IP-2

^(a) Under the conditions specified in 4.1.9.2.4, LSA-I material and SCO-I may be carried unpackaged.

4.1.9.3 Packages containing fissile material

The contents of packages containing fissile material shall be as specified for the package design either directly in RID or in the certificate of approval.

4.1.10 Special provisions for mixed packing

- 4.1.10.1** When mixed packing is permitted in accordance with the provisions of this section, different dangerous goods or dangerous goods and other goods may be packed together in combination packagings conforming to 6.1.4.21, provided that they do not react dangerously with one another and that all other relevant provisions of this Chapter are complied with.

NOTE 1: See also 4.1.1.5 and 4.1.1.6.

2: For radioactive material, see 4.1.9.

- 4.1.10.2** Except for packages containing Class 1 goods only or Class 7 goods only, if wooden or fibreboard boxes are used as outer packagings, a package containing different goods packed together shall not weigh more than 100 kg.

- 4.1.10.3** Unless otherwise prescribed by a special provision applicable according to 4.1.10.4, dangerous goods of the same class and the same classification code may be packed together.

- 4.1.10.4** When indicated for a given entry in Column (9b) of Table A of Chapter 3.2, the following special provisions shall apply to the mixed packing of the goods assigned to that entry with other goods in the same package.

- MP 1** May only be packed together with goods of the same type within the same compatibility group.
- MP 2** Shall not be packed together with other goods.
- MP 3** Mixed packing of UN No. 1873 with UN No. 1802 is permitted.
- MP 4** Shall not be packed together with goods of other classes or with goods which are not subject to the requirements of RID. However, if this organic peroxide is a hardener or compound system for Class 3 substances, mixed packing is permitted with these substances of Class 3.
- MP 5** UN No. 2814 and UN No. 2900 may be packed together in a combination packaging in conformity with packing instruction P 620. They shall not be packed together with other goods; this does not apply to UN No. 3373 Biological substance, Category B packed in accordance with packing instruction P 650 or to substances added as coolants, e.g. ice, dry ice or refrigerated liquid nitrogen.
- MP 6** Shall not be packed together with other goods. This does not apply to substances added as coolants, e.g. ice, dry ice or refrigerated liquid nitrogen.

- MP 7** May – in quantities not exceeding 5 litres per inner packaging – be packed together in a combination packaging conforming to 6.1.4.21:
- with goods of the same class covered by other classification codes when mixed packing is also permitted for these; or
 - with goods which are not subject to the requirements of RID,
- provided they do not react dangerously with one another.
- MP 8** May – in quantities not exceeding 3 litres per inner packaging – be packed together in a combination packaging conforming to 6.1.4.21:
- with goods of the same class covered by other classification codes when mixed packing is also permitted for these; or
 - with goods which are not subject to the requirements of RID,
- provided they do not react dangerously with one another.
- MP 9** May be packed together in an outer packaging for combination packagings in accordance with 6.1.4.21:
- with other goods of Class 2;
 - with goods of other classes, when the mixed packing is also permitted for these; or
 - with goods which are not subject to the requirements of RID,
- provided they do not react dangerously with one another.
- MP 10** May – in quantities not exceeding 5 kg per inner packaging – be packed together in a combination packaging conforming to 6.1.4.21:
- with goods of the same class covered by other classification codes or with goods of other classes, when mixed packing is also permitted for these; or
 - with goods which are not subject to the requirements of RID,
- provided they do not react dangerously with one another.
- MP 11** May – in quantities not exceeding 5 kg per inner packaging – be packed together in a combination packaging conforming to 6.1.4.21:
- with goods of the same class covered by other classification codes or with goods of other classes (except substances of packing group I or II of Class 5.1) when mixed packing is also permitted for these; or
 - with goods which are not subject to the requirements of RID,
- provided they do not react dangerously with one another.
- MP 12** May – in quantities not exceeding 5 kg per inner packaging – be packed together in a combination packaging conforming to 6.1.4.21:
- with goods of the same class covered by other classification codes or with goods of other classes (except substances of packing group I or II of Class 5.1) when mixed packing is also permitted for these; or
 - with goods which are not subject to the requirements of RID,
- provided they do not react dangerously with one another.
- Packagings shall not weigh more than 45 kg. If fibreboard boxes are used as outer packagings however, a package shall not weigh more than 27 kg.
- MP 13** May – in quantities not exceeding 3 kg per inner packaging and per package – be packed together in a combination packaging conforming to 6.1.4.21:
- with goods of the same class covered by other classification codes or with goods of other classes, when mixed packing is also permitted for these; or
 - with goods which are not subject to the requirements of RID,
- provided they do not react dangerously with one another.
- MP 14** May – in quantities not exceeding 6 kg per inner packaging – be packed together in a combination packaging conforming to 6.1.4.21:
- with goods of the same class covered by other classification codes or with goods of other classes, when mixed packing is also permitted for these; or
 - with goods which are not subject to the requirements of RID,
- provided they do not react dangerously with one another.

- MP 15** May – in quantities not exceeding 3 litres per inner packaging – be packed together in a combination packaging conforming to 6.1.4.21:
- with goods of the same class covered by other classification codes or with goods of other classes, when mixed packing is also permitted for these; or
 - with goods which are not subject to the requirements of RID,
- provided they do not react dangerously with one another.
- MP 16** (Reserved)
- MP 17** May – in quantities not exceeding 0.5 litre per inner packaging and 1 litre per package – be packed together in a combination packaging conforming to 6.1.4.21:
- with goods of other classes, except Class 7, when mixed packing is also permitted for these; or
 - with goods which are not subject to the requirements of RID,
- provided they do not react dangerously with one another.
- MP 18** May – in quantities not exceeding 0.5 kg per inner packaging and 1 kg per package – be packed together in a combination packaging conforming to 6.1.4.21:
- with goods of other classes, except Class 7, when mixed packing is also permitted for these; or
 - with goods which are not subject to the requirements of RID,
- provided they do not react dangerously with one another.
- MP 19** May – in quantities not exceeding 5 litres per inner packaging – be packed together in a combination packaging conforming to 6.1.4.21:
- with goods of the same class covered by other classification codes or with goods of other classes, when mixed packing is also permitted for these; or
 - with goods which are not subject to the requirements of RID, provided they do not react dangerously with one another.
- MP 20** May be packed together with substances covered by the same UN number.
- Shall not be packed together with goods of Class 1 having different UN numbers, except if provided for by special provision MP 24.
- Shall not be packed together with goods of other classes or with goods which are not subject to the requirements of RID.
- MP 21** May be packed together with articles covered by the same UN number.
- Shall not be packed together with goods of Class 1 having different UN numbers, except for
- (a) their own means of initiation, provided that
 - (i) the means of initiation will not function under normal conditions of carriage; or
 - (ii) such means have at least two effective protective features which prevent explosion of an article in the event of accidental functioning of the means of initiation; or
 - (iii) when such means do not have two effective protective features (i.e. means of initiation assigned to compatibility group B), in the opinion of the competent authority of the country of origin⁴ the accidental functioning of the means of initiation does not cause the explosion of an article under normal conditions of carriage;
 - (b) articles of compatibility groups C, D and E.
- Shall not be packed together with goods of other classes or with goods which are not subject to the requirements of RID.
- When goods are packed together in accordance with this special provision, account shall be taken of a possible amendment of the classification of packages in accordance with 2.2.1.1.
- For the description of the goods in the transport document, see 5.4.1.2.1 (b).

⁴ If the country of origin is not an RID Contracting State, the approval shall require validation by the competent authority of the first RID Contracting State reached by the consignment.

MP 22 May be packed together with articles covered by the same UN number.

Shall not be packed together with goods of Class 1 having different UN numbers, except

- (a) With their own means of initiation, provided that the means of initiation will not function under normal conditions of carriage; or
- (b) With articles of compatibility groups C, D and E; or
- (c) If provided for by special provision MP 24.

Shall not be packed together with goods of other classes or with goods which are not subject to the requirements of RID.

When goods are packed together in accordance with this special provision, account shall be taken of a possible amendment of the classification of packages in accordance with 2.2.1.1.

For the description of the goods in the transport document, see 5.4.1.2.1 (b).

MP 23 May be packed together with articles covered by the same UN number.

Shall not be packed together with goods of Class 1 having different UN numbers, except

- (a) With their own means of initiation, provided that the means of initiation will not function under normal conditions of carriage; or
- (b) If provided for by special provision MP 24.

Shall not be packed together with goods of other classes or with goods which are not subject to the requirements of RID.

When goods are packed together in accordance with this special provision, account shall be taken of a possible amendment of the classification of packages in accordance with 2.2.1.1.

For the description of the goods in the transport document, see 5.4.1.2.1 (b).

MP 24 May be packed together with goods with the UN numbers shown in the table below, under the following conditions:

- if a letter A is indicated in the table, the goods with those UN numbers may be included in the same package without any special limitation of mass;
- if a letter B is indicated in the table, the goods with those UN numbers may be included in the same package up to a total mass of 50 kg of explosive substances.

When goods are packed together in accordance with this special provision, account shall be taken of a possible amendment of the classification of packages in accordance with 2.2.1.1.

For the description of the goods in the transport document, see 5.4.1.2.1 (b).

UN No.	0012	0014	0027	0028	0044	0054	0160	0161	0186	0191	0194	0195	0197	0238	0240	0312	0333	0334	0335	0336	0337	0373	0405	0428	0429	0430	0431	0432	0505	0506	0507	0509
0012		A																														
0014	A																															
0027				B	B		B	B																								B
0028			B	B	B		B	B																								B
0044			B	B			B	B																								B
0054									B	B	B	B	B	B	B	B						B	B	B	B	B	B	B	B	B	B	
0160			B	B	B			B																								B
0161			B	B	B		B																									B
0186						B			B	B	B	B	B	B	B	B						B	B	B	B	B	B	B	B	B	B	B
0191						B			B	B	B	B	B	B	B	B						B	B	B	B	B	B	B	B	B	B	B
0194						B			B	B	B	B	B	B	B	B						B	B	B	B	B	B	B	B	B	B	B
0195						B			B	B	B	B	B	B	B	B						B	B	B	B	B	B	B	B	B	B	B
0197						B			B	B	B	B	B	B	B	B						B	B	B	B	B	B	B	B	B	B	B
0238						B			B	B	B	B	B	B	B	B						B	B	B	B	B	B	B	B	B	B	B
0240						B			B	B	B	B	B	B	B	B						B	B	B	B	B	B	B	B	B	B	B
0312						B			B	B	B	B	B	B	B	B						B	B	B	B	B	B	B	B	B	B	B
0333																	A	A	A	A	A											
0334																	A	A	A	A	A											
0335																	A	A	A	A	A											
0336																	A	A	A	A	A											
0337																	A	A	A	A	A											
0373						B			B	B	B	B	B	B	B	B						B	B	B	B	B	B	B	B	B	B	B
0405						B			B	B	B	B	B	B	B	B						B	B	B	B	B	B	B	B	B	B	B
0428						B			B	B	B	B	B	B	B	B						B	B	B	B	B	B	B	B	B	B	B
0429						B			B	B	B	B	B	B	B	B						B	B	B	B	B	B	B	B	B	B	B
0430						B			B	B	B	B	B	B	B	B						B	B	B	B	B	B	B	B	B	B	B
0431						B			B	B	B	B	B	B	B	B						B	B	B	B	B	B	B	B	B	B	B
0432						B			B	B	B	B	B	B	B	B						B	B	B	B	B	B	B	B	B	B	B
0505						B			B	B	B	B	B	B	B	B						B	B	B	B	B	B	B	B	B	B	B
0506						B			B	B	B	B	B	B	B	B						B	B	B	B	B	B	B	B	B	B	B
0507						B			B	B	B	B	B	B	B	B						B	B	B	B	B	B	B	B	B	B	B
0509			B	B	B		B	B														B	B	B	B	B	B	B	B	B	B	B

Chapter 4.2 Use of portable tanks and UN multiple-element gas containers (MEGCs)

NOTE 1: For tank-wagons, demountable tanks, tank-containers and tank swap bodies, with shells made of metallic materials, and battery-wagons and multiple element gas containers (MEGCs), see Chapter 4.3; for fibre-reinforced plastics tank-containers, see Chapter 4.4; for vacuum-operated waste tanks, see Chapter 4.5.

2: Portable tanks and UN MEGCs marked in accordance with the requirements of Chapter 6.7, but which were approved in a State that is not an RID Contracting State, may nevertheless be used for carriage under RID.

4.2.1 General provisions for the use of portable tanks for the carriage of substances of Classes 1 and 3 to 9

4.2.1.1 This section provides general provisions applicable to the use of portable tanks for the carriage of substances of Classes 1, 3, 4.1, 4.2, 4.3, 5.1, 5.2, 6.1, 6.2, 7, 8 and 9. In addition to these general provisions, portable tanks shall conform to the design, construction, inspection and testing requirements detailed in 6.7.2. Substances shall be carried in portable tanks conforming to the applicable portable tank instruction identified in Column (10) of the Table A of Chapter 3.2 and described in 4.2.5.2.6 (T1 to T23) and the portable tank special provisions assigned to each substance in Column (11) of Table A of Chapter 3.2 and described in 4.2.5.3.

4.2.1.2 During carriage, portable tanks shall be adequately protected against damage to the shell and service equipment resulting from lateral and longitudinal impact and overturning. If the shell and service equipment are so constructed as to withstand impact or overturning it need not be protected in this way. Examples of such protection are given in 6.7.2.17.5.

4.2.1.3 Certain substances are chemically unstable. They are accepted for carriage only when the necessary steps have been taken to prevent their dangerous decomposition, transformation or polymerization during carriage. To this end, care shall in particular be taken to ensure that shells do not contain any substances liable to promote these reactions.

4.2.1.4 The temperature of the outer surface of the shell excluding openings and their closures or of the thermal insulation shall not exceed 70 °C during carriage. When necessary, the shell shall be thermally insulated.

4.2.1.5 Empty portable tanks not cleaned and not gas-free shall comply with the same provisions as portable tanks filled with the previous substance.

4.2.1.6 Substances shall not be carried in the same or in adjoining compartments of shells when they may react dangerously with each other (see definition for "dangerous reaction" in 1.2.1).

4.2.1.7 The design approval certificate, the test report and the certificate showing the results of the initial inspection and test for each portable tank issued by the competent authority or its authorized body shall be retained by the authority or body and the owner. Owners shall be able to provide this documentation upon the request of any competent authority.

4.2.1.8 Unless the name of the substance(s) being carried appears on the metal plate described in 6.7.2.20.2 a copy of the certificate specified in 6.7.2.18.1 shall be made available upon the request of a competent authority or its authorized body and readily provided by the consignor, consignee or agent, as appropriate.

4.2.1.9 Degree of filling

4.2.1.9.1 Prior to filling, the filler shall ensure that the appropriate portable tank is used and that the portable tank is not filled with substances which in contact with the materials of the shell, gaskets, service equipment and any protective linings, are likely to react dangerously with them to form dangerous products or appreciably weaken these materials. The consignor may need to consult the manufacturer of the substance in conjunction with the competent authority for guidance on the compatibility of the substance with the portable tank materials.

4.2.1.9.1.1 Portable tanks shall not be filled above the extent provided in 4.2.1.9.2 to 4.2.1.9.6. The applicability of 4.2.1.9.2, 4.2.1.9.3 or 4.2.1.9.5.1 to individual substances is specified in the applicable portable tank instruction or special provisions in 4.2.5.2.6 or 4.2.5.3 and Column (10) or (11) of Table A of Chapter 3.2.

4.2.1.9.2 The maximum degree of filling (in %) for general use is determined by the formula:

$$\text{Degree of filling} = \frac{97}{1 + \alpha (t_r - t_f)} .$$

- 4.2.1.9.3** The maximum degree of filling (in %) for liquids of Class 6.1 and Class 8, in packing groups I and II, and liquids with an absolute vapour pressure of more than 175 kPa (1.75 bar) at 65 °C, is determined by the formula:

$$\text{Degree of filling} = \frac{95}{1 + \alpha (t_r - t_f)} .$$

- 4.2.1.9.4** In these formulae, α is the mean coefficient of cubical expansion of the liquid between the mean temperature of the liquid during filling (t_f) and the maximum mean bulk temperature during carriage (t_r) (both in °C). For liquids carried under ambient conditions α could be calculated by the formula:

$$\alpha = \frac{d_{15} - d_{50}}{35 d_{50}}$$

in which d_{15} and d_{50} are the densities of the liquid at 15 °C and 50 °C, respectively.

- 4.2.1.9.4.1** The maximum mean bulk temperature (t_r) shall be taken as 50 °C except that, for journeys under temperate or extreme climatic conditions, the competent authorities concerned may agree to a lower or require a higher temperature, as appropriate.

- 4.2.1.9.5** The provisions of 4.2.1.9.2 to 4.2.1.9.4.1 do not apply to portable tanks which contain substances maintained at a temperature above 50 °C during carriage (e.g. by means of a heating device). For portable tanks equipped with a heating device, a temperature regulator shall be used to ensure the maximum degree of filling is not more than 95% full at any time during carriage.

- 4.2.1.9.5.1** The maximum degree of filling (in %) for solids carried above their melting points and for elevated temperature liquids shall be determined by the following formula:

$$\text{Degree of filling} = 95 \frac{d_f}{d_r}$$

in which d_f and d_r are the densities of the liquid at the mean temperature of the liquid during filling and the maximum mean bulk temperature during carriage respectively.

- 4.2.1.9.6** Portable tanks shall not be offered for carriage:

- (a) With a degree of filling, for liquids having a viscosity less than 2 680 mm²/s at 20 °C or maximum temperature of the substance during carriage in the case of the heated substance, of more than 20% but less than 80% unless the shells of portable tanks are divided, by partitions or surge plates, into sections of not more than 7 500 litres capacity;
- (b) With residue of substances previously carried adhering to the outside of the shell or service equipment;
- (c) When leaking or damaged to such an extent that the integrity of the portable tank or its lifting or securing arrangements may be affected; and
- (d) Unless the service equipment has been examined and found to be in good working order.

- 4.2.1.9.7** Forklift pockets of portable tanks shall be closed off when the tank is filled. This provision does not apply to portable tanks which according to 6.7.2.17.4 need not be provided with a means of closing off the forklift pockets.

4.2.1.10 Additional provisions applicable to the carriage of Class 3 substances in portable tanks

- 4.2.1.10.1** All portable tanks intended for the carriage of flammable liquids shall be closed and be fitted with relief devices in accordance with 6.7.2.8 to 6.7.2.15.

- 4.2.1.10.1.1** For portable tanks intended for use only on land, open venting systems may be used if allowed according to Chapter 4.3.

4.2.1.11 Additional provisions applicable to the carriage of Classes 4.1, 4.2 or 4.3 substances (other than Class 4.1 self-reactive substances) in portable tanks

(Reserved)

NOTE: For Class 4.1 self-reactive substances, see 4.2.1.13.1.

4.2.1.12 Additional provisions applicable to the carriage of Class 5.1 substances in portable tanks

(Reserved)

- 4.2.1.13 Additional provisions applicable to the carriage of Class 5.2 substances and Class 4.1 self-reactive substances in portable tanks**
- 4.2.1.13.1** Each substance shall have been tested and a report submitted to the competent authority of the country of origin for approval. Notification thereof shall be sent to the competent authority of the country of destination. The notification shall contain relevant transport information and the report with test results. The tests undertaken shall include those necessary:
- (a) To prove the compatibility of all materials normally in contact with the substance during carriage;
 - (b) To provide data for the design of the pressure and emergency relief devices taking into account the design characteristics of the portable tank.
- Any additional provision necessary for safe carriage of the substance shall be clearly described in the report.
- 4.2.1.13.2** The following provisions apply to portable tanks intended for the carriage of Type F organic peroxides or Type F self-reactive substances with a Self-Accelerating Decomposition Temperature (SADT) of 55 °C or more. In case of conflict these provisions prevail over those specified in Section 6.7.2. Emergencies to be taken into account are self-accelerating decomposition of the substance and fire-engulfment as described in 4.2.1.13.8.
- 4.2.1.13.3** The additional provisions for carriage of organic peroxides or self-reactive substances with a SADT less than 55 °C in portable tanks shall be specified by the competent authority of the country of origin. Notification thereof shall be sent to the competent authority of the country of destination.
- 4.2.1.13.4** The portable tank shall be designed for a test pressure of at least 0.4 MPa (4 bar).
- 4.2.1.13.5** Portable tanks shall be fitted with temperature sensing devices.
- 4.2.1.13.6** Portable tanks shall be fitted with pressure-relief devices and emergency-relief devices. Vacuum-relief devices may also be used. Pressure-relief devices shall operate at pressures determined according to both the properties of the substance and the construction characteristics of the portable tank. Fusible elements are not allowed in the shell.
- 4.2.1.13.7** The pressure-relief devices shall consist of spring-loaded valves fitted to prevent significant build-up within the portable tank of the decomposition products and vapours released at a temperature of 50 °C. The capacity and start-to-discharge pressure of the relief valves shall be based on the results of the tests specified in 4.2.1.13.1. The start-to-discharge pressure shall, however, in no case be such that liquid would escape from the valve(s) if the portable tank were overturned.
- 4.2.1.13.8** The emergency-relief devices may be of the spring-loaded or frangible types, or a combination of the two, designed to vent all the decomposition products and vapours evolved during a period of not less than one hour of complete fire-engulfment as calculated by the following formula:
- $$q = 70961 \cdot F \cdot A^{0.82}$$
- where:
- q = heat absorption [W]
 - A = wetted area [m²]
 - F = insulation factor
- F = 1 for non-insulated shells, or
- $$F = \frac{U(923 - T)}{47032} \text{ for insulated shells}$$
- where:
- K = heat conductivity of insulation layer [W·m⁻¹·K⁻¹]
 - L = thickness of insulation layer [m]
 - U = K/L = heat transfer coefficient of the insulation [W·m⁻²·K⁻¹]
 - T = temperature of the substance at relieving conditions [K]
- The start-to-discharge pressure of the emergency-relief device(s) shall be higher than that specified in 4.2.1.13.7 and based on the results of the tests referred to in 4.2.1.13.1. The emergency-relief devices shall be dimensioned in such a way that the maximum pressure in the portable tank never exceeds the test pressure of the tank.
- NOTE:** An example of a method to determine the size of emergency-relief devices is given in Appendix 5 of the "Manual of Tests and Criteria".
- 4.2.1.13.9** For insulated portable tanks the capacity and setting of emergency-relief device(s) shall be determined assuming a loss of insulation from 1% of the surface area.

- 4.2.1.13.10** Vacuum-relief devices and spring-loaded valves shall be provided with flame arresters. Due attention shall be paid to the reduction of the relief capacity caused by the flame arrester.
- 4.2.1.13.11** Service equipment such as valves and external piping shall be so arranged that no substance remains in them after filling the portable tank.
- 4.2.1.13.12** Portable tanks may be either insulated or protected by a sun-shield. If the SADT of the substance in the portable tank is 55 °C or less, or the portable tank is constructed of aluminium, the portable tank shall be completely insulated. The outer surface shall be finished in white or bright metal.
- 4.2.1.13.13** The degree of filling shall not exceed 90% at 15 °C.
- 4.2.1.13.14** The mark as required in 6.7.2.20.2 shall include the UN number and the technical name with the approved concentration of the substance concerned.
- 4.2.1.13.15** Organic peroxides and self-reactive substances specifically listed in portable tank instruction T23 in 4.2.5.2.6 may be carried in portable tanks.
- 4.2.1.14 Additional provisions applicable to the carriage of Class 6.1 substances in portable tanks**
(Reserved)
- 4.2.1.15 Additional provisions applicable to the carriage of Class 6.2 substances in portable tanks**
(Reserved)
- 4.2.1.16 Additional provisions applicable to the carriage of Class 7 substances in portable tanks**
- 4.2.1.16.1** Portable tanks used for the carriage of radioactive material shall not be used for the carriage of other goods.
- 4.2.1.16.2** The degree of filling for portable tanks shall not exceed 90% or, alternatively, any other value approved by the competent authority.
- 4.2.1.17 Additional provisions applicable to the carriage of Class 8 substances in portable tanks**
- 4.2.1.17.1** Pressure-relief devices of portable tanks used for the carriage of Class 8 substances shall be inspected at intervals not exceeding one year.
- 4.2.1.18 Additional provisions applicable to the carriage of Class 9 substances in portable tanks**
(Reserved)
- 4.2.1.19 Additional provisions applicable to the carriage of solid substances carried above their melting point**
- 4.2.1.19.1** Solid substances carried or offered for carriage above their melting point which are not assigned a portable tank instruction in column (10) of the Table A of Chapter 3.2 or when the assigned portable tank instruction does not apply to carriage at temperatures above their melting point may be carried in portable tanks provided that the solid substances are classified in classes 4.1, 4.2, 4.3, 5.1, 6.1, 8 or 9 and have no subsidiary hazard other than that of Class 6.1 or Class 8 and are in packing group II or III.
- 4.2.1.19.2** Unless otherwise indicated in Table A of Chapter 3.2, portable tanks used for the carriage of these solid substances above their melting point shall conform to the provisions of portable tank instruction T4 for solid substances of packing group III or T7 for solid substances of packing group II. A portable tank which affords an equivalent or greater level of safety may be selected according to 4.2.5.2.5. The maximum degree of filling (in %) shall be determined according to 4.2.1.9.5 (TP3).
- 4.2.2 General provisions for the use of portable tanks for the carriage of non-refrigerated liquefied gases and chemicals under pressure**
- 4.2.2.1** This section provides general provisions applicable to the use of portable tanks for the carriage of non-refrigerated liquefied gases and chemicals under pressure.
- 4.2.2.2** Portable tanks shall conform to the design, construction, inspection and testing requirements detailed in 6.7.3. Non-refrigerated liquefied gases and chemicals under pressure shall be carried in portable tanks conforming to portable tank instruction T50 as described in 4.2.5.2.6 and any portable tank special provisions assigned to specific non-refrigerated liquefied gases in Column (11) of Table A of Chapter 3.2 and described in 4.2.5.3.
- 4.2.2.3** During carriage, portable tanks shall be adequately protected against damage to the shell and service equipment resulting from lateral and longitudinal impact and overturning. If the shell and service equipment are so constructed as to withstand impact or overturning it need not be protected in this way. Examples of such protection are given in 6.7.3.13.5.

- 4.2.2.4** Certain non-refrigerated liquefied gases are chemically unstable. They are accepted for carriage only when the necessary steps have been taken to prevent their dangerous decomposition, transformation or polymerization during carriage. To this end, care shall in particular be taken to ensure that portable tanks do not contain any non-refrigerated liquefied gases liable to promote these reactions.
- 4.2.2.5** Unless the name of the gas(es) being carried appears on the metal plate described in 6.7.3.16.2, a copy of the certificate specified in 6.7.3.14.1 shall be made available upon a competent authority request and readily provided by the consignor, consignee or agent, as appropriate.
- 4.2.2.6** Empty portable tanks not cleaned and not gas-free shall comply with the same provisions as portable tanks filled with the previous non-refrigerated liquefied gas.
- 4.2.2.7 Filling**
- 4.2.2.7.1** Prior to filling the portable tank shall be inspected to ensure that it is authorized for the non-refrigerated liquefied gas or the propellant of the chemical under pressure to be carried and that the portable tank is not loaded with non-refrigerated liquefied gases, or with chemicals under pressure which in contact with the materials of the shell, gaskets, service equipment and any protective linings, are likely to react dangerously with them to form dangerous products or appreciably weaken these materials. During filling, the temperature of the non-refrigerated liquefied gas or propellant of chemicals under pressure shall fall within the limits of the design temperature range.
- 4.2.2.7.2** The maximum mass of non-refrigerated liquefied gas per litre of shell capacity (kg/l) shall not exceed the density of the non-refrigerated liquefied gas at 50 °C multiplied by 0.95. Furthermore, the shell shall not be liquid-full at 60 °C.
- 4.2.2.7.3** Portable tanks shall not be filled above their maximum permissible gross mass and the maximum permissible load mass specified for each gas to be carried.
- 4.2.2.8** Portable tanks shall not be offered for carriage:
- (a) In an ullage condition liable to produce an unacceptable hydraulic force due to surge within the shell;
 - (b) When leaking;
 - (c) When damaged to such an extent that the integrity of the tank or its lifting or securing arrangements may be affected; and
 - (d) Unless the service equipment has been examined and found to be in good working order.
- 4.2.2.9** Forklift pockets of portable tanks shall be closed off when the tank is filled. This provision does not apply to portable tanks which according to 6.7.3.13.4 need not be provided with a means of closing off the forklift pockets.
- 4.2.3 General provisions for the use of portable tanks for the carriage of refrigerated liquefied gases**
- 4.2.3.1** This section provides general provisions applicable to the use of portable tanks for the carriage of refrigerated liquefied gases.
- 4.2.3.2** Portable tanks shall conform to the design, construction, inspection and testing requirements detailed in 6.7.4. Refrigerated liquefied gases shall be carried in portable tanks conforming to portable tank instruction T75 as described in 4.2.5.2.6 and the portable tank special provisions assigned to each substance in Column (11) of Table A of Chapter 3.2 and described in 4.2.5.3.
- 4.2.3.3** During carriage, portable tanks shall be adequately protected against damage to the shell and service equipment resulting from lateral and longitudinal impact and overturning. If the shell and service equipment are so constructed as to withstand impact or overturning it need not be protected in this way. Examples of such protection are provided in 6.7.4.12.5.
- 4.2.3.4** Unless the name of the gas(es) being carried appears on the metal plate described in 6.7.4.15.2, a copy of the certificate specified in 6.7.4.13.1 shall be made available upon a competent authority request and readily provided by the consignor, consignee or agent, as appropriate.
- 4.2.3.5** Empty portable tanks not cleaned and not gas-free shall comply with the same provisions as portable tanks filled with the previous substance.

4.2.3.6 Filling

4.2.3.6.1 Prior to filling the portable tank shall be inspected to ensure that it is authorized for the refrigerated liquefied gas to be carried and that the portable tank is not loaded with refrigerated liquefied gases which in contact with the materials of the shell, gaskets, service equipment and any protective linings, are likely to react dangerously with them to form dangerous products or appreciably weaken these materials. During filling, the temperature of the refrigerated liquefied gas shall be within the limits of the design temperature range.

4.2.3.6.2 In estimating the initial degree of filling the necessary holding time for the intended journey including any delays which might be encountered shall be taken into consideration. The initial degree of filling of the shell, except as provided for in 4.2.3.6.3 and 4.2.3.6.4, shall be such that if the contents, except helium, were to be raised to a temperature at which the vapour pressure is equal to the maximum allowable working pressure (MAWP) the volume occupied by liquid would not exceed 98%.

4.2.3.6.3 Shells intended for the carriage of helium can be filled up to but not above the inlet of the pressure-relief device.

4.2.3.6.4 A higher initial degree of filling may be allowed, subject to approval by the competent authority, when the intended duration of carriage is considerably shorter than the holding time.

4.2.3.7 Actual holding time

4.2.3.7.1 The actual holding time shall be calculated for each journey in accordance with a procedure recognized by the competent authority, on the basis of the following:

- (a) The reference holding time for the refrigerated liquefied gas to be carried (see 6.7.4.2.8.1) (as indicated on the plate referred to in 6.7.4.15.1);
- (b) The actual filling density;
- (c) The actual filling pressure;
- (d) The lowest set pressure of the pressure limiting device(s).

4.2.3.7.2 The actual holding time shall be marked either on the portable tank itself or on a metal plate firmly secured to the portable tank, in accordance with 6.7.4.15.2.

4.2.3.8 Portable tanks shall not be offered for carriage:

- (a) In an ullage condition liable to produce an unacceptable hydraulic force due to surge within the shell;
- (b) When leaking;
- (c) When damaged to such an extent that the integrity of the portable tank or its lifting or securing arrangements may be affected;
- (d) Unless the service equipment has been examined and found to be in good working order;
- (e) Unless the actual holding time for the refrigerated liquefied gas being carried has been determined in accordance with 4.2.3.7 and the portable tank is marked in accordance with 6.7.4.15.2; and
- (f) Unless the duration of carriage, after taking into consideration any delays which might be encountered, does not exceed the actual holding time.

4.2.3.9 Forklift pockets of portable tanks shall be closed off when the tank is filled. This provision does not apply to portable tanks which according to 6.7.4.12.4, need not be provided with a means of closing off the forklift pockets.

4.2.4 General provisions for the use of UN multiple-element gas containers (MEGCs)

4.2.4.1 This section provides general requirements applicable to the use of multiple-element gas containers (MEGCs) for the carriage of non-refrigerated gases referred to in 6.7.5.

4.2.4.2 MEGCs shall conform to the design, construction, inspection and testing requirements detailed in 6.7.5. The elements of MEGCs shall be periodically inspected according to the provisions set out in packing instruction P200 of 4.1.4.1 and in 6.2.1.6.

4.2.4.3 During carriage, MEGCs shall be protected against damage to the elements and service equipment resulting from lateral and longitudinal impact and overturning. If the elements and service equipment are so constructed as to withstand impact or overturning, they need not be protected in this way. Examples of such protection are given in 6.7.5.10.4.

4.2.4.4 The periodic testing and inspection requirements for MEGCs are specified in 6.7.5.12. MEGCs or their elements shall not be charged or filled after they become due for periodic inspection but may be carried after the expiry of the time limit.

4.2.4.5 Filling

- 4.2.4.5.1** Prior to filling, the MEGC shall be inspected to ensure that it is authorized for the gas to be carried and that the applicable provisions of RID have been met.
- 4.2.4.5.2** Elements of MEGCs shall be filled according to the working pressures, filling ratios and filling provisions specified in packing instruction P200 of 4.1.4.1 for the specific gas being filled into each element. In no case shall an MEGC or group of elements be filled as a unit in excess of the lowest working pressure of any given element.
- 4.2.4.5.3** MEGCs shall not be filled above their maximum permissible gross mass.
- 4.2.4.5.4** Isolation valves shall be closed after filling and remain closed during carriage. Toxic gases (gases of groups T, TF, TC, TO, TFC and TOC) shall only be carried in MEGCs where each element is equipped with an isolation valve.
- 4.2.4.5.5** The opening(s) for filling shall be closed by caps or plugs. The leakproofness of the closures and equipment shall be verified by the filler after filling.
- 4.2.4.5.6** MEGCs shall not be offered for filling:
- (a) when damaged to such an extent that the integrity of the pressure receptacles or its structural or service equipment may be affected;
 - (b) unless the pressure receptacles and its structural and service equipment has been examined and found to be in good working order; and
 - (c) unless the required certification, retest, and filling marks are legible.
- 4.2.4.6** Charged MEGCs shall not be offered for carriage:
- (a) when leaking;
 - (b) when damaged to such an extent that the integrity of the pressure receptacles or its structural or service equipment may be affected;
 - (c) unless the pressure receptacles and its structural and service equipment have been examined and found to be in good working order; and
 - (d) unless the required certification, retest, and filling marks are legible.
- 4.2.4.7** Empty MEGCs that have not been cleaned and purged shall comply with the same requirements as MEGCs filled with the previous substance.

4.2.5 Portable tank instructions and special provisions

4.2.5.1 General

- 4.2.5.1.1** This section includes the portable tank instructions and special provisions applicable to dangerous goods authorized to be carried in portable tanks. Each portable tank instruction is identified by an alpha-numeric code (e.g. T1). Column (10) of Table A of Chapter 3.2 indicates the portable tank instruction that shall be used for each substance permitted for carriage in a portable tank. When no portable tank instruction appears in Column (10) for a specific dangerous goods entry then carriage of the substance in portable tanks is not permitted unless a competent authority approval is granted as detailed in 6.7.1.3. Portable tank special provisions are assigned to specific dangerous goods in Column (11) of Table A of Chapter 3.2. Each portable tank special provision is identified by an alpha-numeric code (e.g. TP1). A listing of the portable tank special provisions is provided in 4.2.5.3.

NOTE: The gases authorized for carriage in MEGCs are indicated with the letter "(M)" in Column (10) of Table A of Chapter 3.2.

4.2.5.2 Portable tank instructions

- 4.2.5.2.1** Portable tank instructions apply to dangerous goods of Classes 1 to 9. Portable tank instructions provide specific information relevant to portable tanks provisions applicable to specific substances. These provisions shall be met in addition to the general provisions in this Chapter and the general requirements in Chapter 6.7.
- 4.2.5.2.2** For substances of Classes 1 and 3 to 9, the portable tank instructions indicate the applicable minimum test pressure, the minimum shell thickness (in reference steel), bottom opening requirements and pressure relief requirements. In portable tank instruction T23, self-reactive substances of Class 4.1 and Class 5.2 organic peroxides permitted to be carried in portable tanks are listed.
- 4.2.5.2.3** Non-refrigerated liquefied gases are assigned to portable tank instruction T50. T50 provides the maximum allowable working pressures, the requirements for the openings below liquid level, pressure-relief requirements and maximum filling density requirements for non-refrigerated liquefied gases permitted for carriage in portable tanks.

4.2.5.2.4 Refrigerated liquefied gases are assigned to portable tank instruction T75.

4.2.5.2.5 Determination of the appropriate portable tank instructions

When a specific portable tank instruction is specified in Column (10) of Table A of Chapter 3.2 for a specific dangerous goods entry additional portable tanks which possess higher minimum test pressures, greater shell thicknesses, more stringent bottom opening and pressure-relief device arrangements may be used. The following guidelines apply to determining the appropriate portable tanks which may be used for carriage of particular substances:

Portable tank instruction specified	Portable tank instructions also permitted
T 1	T 2, T 3, T 4, T 5, T 6, T 7, T 8, T 9, T 10, T 11, T 12, T 13, T 14, T 15, T 16, T 17, T 18, T 19, T 20, T 21, T 22
T 2	T 4, T 5, T 7, T 8, T 9, T 10, T 11, T 12, T 13, T 14, T 15, T 16, T 17, T 18, T 19, T 20, T 21, T 22
T 3	T 4, T 5, T 6, T 7, T 8, T 9, T 10, T 11, T 12, T 13, T 14, T 15, T 16, T 17, T 18, T 19, T 20, T 21, T 22
T 4	T 5, T 7, T 8, T 9, T 10, T 11, T 12, T 13, T 14, T 15, T 16, T 17, T 18, T 19, T 20, T 21, T 22
T 5	T 10, T 14, T 19, T 20, T 22
T 6	T 7, T 8, T 9, T 10, T 11, T 12, T 13, T 14, T 15, T 16, T 17, T 18, T 19, T 20, T 21, T 22
T 7	T 8, T 9, T 10, T 11, T 12, T 13, T 14, T 15, T 16, T 17, T 18, T 19, T 20, T 21, T 22
T 8	T 9, T 10, T 13, T 14, T 19, T 20, T 21, T 22
T 9	T 10, T 13, T 14, T 19, T 20, T 21, T 22
T 10	T 14, T 19, T 20, T 22
T 11	T 12, T 13, T 14, T 15, T 16, T 17, T 18, T 19, T 20, T 21, T 22
T 12	T 14, T 16, T 18, T 19, T 20, T 22
T 13	T 14, T 19, T 20, T 21, T 22
T 14	T 19, T 20, T 22
T 15	T 16, T 17, T 18, T 19, T 20, T 21, T 22
T 16	T 18, T 19, T 20, T 22
T 17	T 18, T 19, T 20, T 21, T 22
T 18	T 19, T 20, T 22
T 19	T 20, T 22
T 20	T 22
T 21	T 22
T 22	None
T 23	None

4.2.5.2.6 Portable tank instructions

Portable tank instructions specify the requirements applicable to a portable tank when used for the carriage of specific substances. Portable tank instructions T1 to T22 specify the applicable minimum test pressure, the minimum shell thickness (in mm reference steel), and the pressure-relief and bottom-opening requirements.

<div style="display: flex; justify-content: space-between;"> T 1 – T 22 Portable tank instructions T 1 – T 22 </div>				
These portable tank instructions apply to liquid and solid substances of Class 1 and Classes 3 to 9. The general provisions of Section 4.2.1 and the requirements of Section 6.7.2 shall be met.				
Portable tank instruction	Minimum test pressure (bar)	Minimum shell thickness (in mm-reference steel) (see 6.7.2.4)	Pressure-relief requirements (see 6.7.2.8) ^(a)	Bottom opening requirements (see 6.7.2.6) ^(b)
T 1	1,5	See 6.7.2.4.2	Normal	See 6.7.2.6.2
T 2	1,5	See 6.7.2.4.2	Normal	See 6.7.2.6.3
T 3	2,65	See 6.7.2.4.2	Normal	See 6.7.2.6.2
T 4	2,65	See 6.7.2.4.2	Normal	See 6.7.2.6.3
T 5	2,65	See 6.7.2.4.2	See 6.7.2.8.3	Not allowed
T 6	4	See 6.7.2.4.2	Normal	See 6.7.2.6.2
T 7	4	See 6.7.2.4.2	Normal	See 6.7.2.6.3
T 8	4	See 6.7.2.4.2	Normal	Not allowed
T 9	4	6 mm	Normal	Not allowed
T 10	4	6 mm	See 6.7.2.8.3	Not allowed
T 11	6	See 6.7.2.4.2	Normal	See 6.7.2.6.3
T 12	6	See 6.7.2.4.2	See 6.7.2.8.3	See 6.7.2.6.3
T 13	6	6 mm	Normal	Not allowed
T 14	6	6 mm	See 6.7.2.8.3	Not allowed
T 15	10	See 6.7.2.4.2	Normal	See 6.7.2.6.3
T 16	10	See 6.7.2.4.2	See 6.7.2.8.3	See 6.7.2.6.3
T 17	10	6 mm	Normal	See 6.7.2.6.3
T 18	10	6 mm	See 6.7.2.8.3	See 6.7.2.6.3
T 19	10	6 mm	See 6.7.2.8.3	Not allowed
T 20	10	8 mm	See 6.7.2.8.3	Not allowed
T 21	10	10 mm	Normal	Not allowed
T 22	10	10 mm	See 6.7.2.8.3	Not allowed

^(a) When the word "Normal" is indicated, all the requirements of 6.7.2.8 apply except for 6.7.2.8.3.

^(b) When this column indicates "Not allowed", bottom openings are not permitted when the substance to be carried is a liquid (see 6.7.2.6.1). When the substance to be carried is a solid at all temperatures encountered under normal conditions of carriage, bottom openings conforming to the requirements of 6.7.2.6.2 are authorized.

T 23		Portable tank instructions				T 23
This portable tank instruction applies to self-reactive substances of Class 4.1 and organic peroxides of Class 5.2. The general provisions of Section 4.2.1 and the requirements of Section 6.7.2 shall be met. The additional provisions specific to self-reactive substances of Class 4.1 and organic peroxides of Class 5.2 in 4.2.1.13 shall also be met. The formulations listed below may also be carried packed in accordance with packing method OP8 of packing instruction P 520 of 4.1.4.1.						
UN No.	Substance	Minimum test pressure (bar)	Minimum shell thickness (mm-reference steel)	Bottom opening requirements	Pressure-relief requirements	Degree of filling
3109	ORGANIC PEROXIDE, TYPE F, LIQUID tert-Butyl hydroperoxide ^(a) , not more than 72% with water Cumyl hydroperoxide, not more than 90% in diluent type A Di-tert-butyl peroxide, not more than 32% in diluent type A Isopropyl cumyl hydroperoxide, not more than 72% in diluent type A p-Menthyl hydroperoxide, not more than 72% in diluent type A Pinanyl hydroperoxide, not more than 56% in diluent type A	4	See 6.7.2.4.2	See 6.7.2.6.3	See 6.7.2.8.2, 4.2.1.13.6, 4.2.1.13.7, 4.2.1.13.8	See 4.2.1.13.13
3110	ORGANIC PEROXIDE TYPE F, SOLID Dicumyl peroxide ^(b)	4	See 6.7.2.4.2	See 6.7.2.6.3	See 6.7.2.8.2, 4.2.1.13.6, 4.2.1.13.7, 4.2.1.13.8	See 4.2.1.13.13
3229	SELF-REACTIVE LIQUID TYPE F	4	See 6.7.2.4.2	See 6.7.2.6.3	See 6.7.2.8.2, 4.2.1.13.6, 4.2.1.13.7, 4.2.1.13.8	See 4.2.1.13.13
3230	SELF-REACTIVE SOLID TYPE F	4	See 6.7.2.4.2	See 6.7.2.6.3	See 6.7.2.8.2, 4.2.1.13.6, 4.2.1.13.7, 4.2.1.13.8	See 4.2.1.13.13

^(a) Provided that steps have been taken to achieve the safety equivalence of 65% tert-Butyl hydroperoxide and 35% water.

^(b) Maximum quantity per portable tank: 2000 kg.

T 50	Portable tank instructions				T 50
This portable tank instruction applies to non-refrigerated liquefied gases and chemicals under pressure (UN Nos. 3500, 3501, 3502, 3503, 3504 and 3505). The general provisions of Section 4.2.2 and the requirements of Section 6.7.3 shall be met.					
UN No.	Non-refrigerated liquefied gases	Max. allowable working pressure (bar) Small; Bare; Sun-shield; Insulated ^(a)	Openings below liquid level	Pressure-relief requirements (see 6.7.3.7) ^(b)	Maximum filling ratio
1005	AMMONIA, ANHYDROUS	29,0 25,7 22,0 19,7	Allowed	See 6.7.3.7.3	0,53
1009	BROMOTRIFLUOROMETHANE (REFRIGERANT GAS R 13B1)	38,0 34,0 30,0 27,5	Allowed	Normal	1,13
1010	BUTADIENES, STABILIZED	7,5 7,0 7,0 7,0	Allowed	Normal	0,55
1010	BUTADIENES AND HYDROCARBON MIXTURE, STABILIZED	See MAWP definition in 6.7.3.1	Allowed	Normal	see 4.2.2.7
1011	BUTAN	7,0 7,0 7,0 7,0	Allowed	Normal	0,51
1012	BUTYLENE	8,0 7,0 7,0 7,0	Allowed	Normal	0,53
1017	CHLORINE	19,0 17,0 15,0 13,5	Not Allowed	See 6.7.3.7.3	1,25
1018	CHLORODIFLUOROMETHANE (REFRIGERANT GAS R 22)	26,0 24,0 21,0 19,0	Allowed	Normal	1,03
1020	CHLOROPENTAFLUOROETHANE (REFRIGERANT GAS R 115)	23,0 20,0 18,0 16,0	Allowed	Normal	1,06
1021	1-CHLORO-1,2,2,2-TETRA-FLUOROETHANE (REFRIGERANT GAS R 124)	10,3 9,8 7,9 7,0	Allowed	Normal	1,20
1027	CYCLOPROPANE	18,0 16,0 14,5 13,0	Allowed	Normal	0,53
1028	DICHLORODIFLUOROMETHANE (REFRIGERANT GAS R 12)	16,0 15,0 13,0 11,5	Allowed	Normal	1,15
1029	DICHLOROFLUOROMETHANE (REFRIGERANT GAS R 21)	7,0 7,0 7,0 7,0	Allowed	Normal	1,23

UN No.	Non-refrigerated liquefied gases	Max. allowable working pressure (bar) Small; Bare; Sun-shield; Insulated ^(a)	Openings below liquid level	Pressure-relief requirements (see 6.7.3.7) ^(b)	Maximum filling ratio
1030	1,1-DIFLUOROETHANE (REFRIGERANT GAS R 152A)	16,0 14,0 12,4 11,0	Allowed	Normal	0,79
1032	DIMETHYLAMINE, ANHYDROUS	7,0 7,0 7,0 7,0	Allowed	Normal	0,59
1033	DIMETHYL ETHER	15,5 13,8 12,0 10,6	Allowed	Normal	0,58
1036	ETHYLAMINE	7,0 7,0 7,0 7,0	Allowed	Normal	0,61
1037	ETHYL CHLORIDE	7,0 7,0 7,0 7,0	Allowed	Normal	0,8
1040	ETHYLENE OXIDE WITH NITROGEN up to a total pressure of 1MPa (10 bar) at 50 °C	— — — 10,0	Not Allowed	See 6.7.3.7.3	0,78
1041	ETHYLENE OXIDE AND CARBON DIOXIDE MIXTURE with more than 9% but not more than 87% ethylene oxide	See MAWP definition in 6.7.3.1	Allowed	Normal	See 4.2.2.7
1055	ISOBUTYLENE	8,1 7,0 7,0 7,0	Allowed	Normal	0,52
1060	METHYLLACETYLENE AND PROPADIENE MIXTURE, STABILIZED	28,0 24,5 22,0 20,0	Allowed	Normal	0,43
1061	METHYLAMINE, ANHYDROUS	10,8 9,6 7,8 7,0	Allowed	Normal	0,58
1062	METHYL BROMIDE with not more than 2% chloropicrin	7,0 7,0 7,0 7,0	Not Allowed	See 6.7.3.7.3	1,51
1063	METHYL CHLORIDE (REFRIGERANT GAS R 40)	14,5 12,7 11,3 10,0	Allowed	Normal	0,81
1064	METHYL MERCAPTAN	7,0 7,0 7,0 7,0	Not Allowed	See 6.7.3.7.3	0,78
1067	DINITROGEN TETROXIDE	7,0 7,0 7,0 7,0	Not Allowed	See 6.7.3.7.3	1,30

UN No.	Non-refrigerated liquefied gases	Max. allowable working pressure (bar) Small; Bare; Sun-shield; Insulated ^(a)	Openings below liquid level	Pressure-relief requirements (see 6.7.3.7) ^(b)	Maximum filling ratio
1075	PETROLEUM GASES, LIQUEFIED	See MAWP definition in 6.7.3.1	Allowed	Normal	See 4.2.2.7
1077	PROPYLENE	28,0 24,5 22,0 20,0	Allowed	Normal	0,43
1078	REFRIGERANT GAS, N.O.S.	See MAWP definition in 6.7.3.1	Allowed	Normal	See 4.2.2.7
1079	SULPHUR DIOXIDE	11,6 10,3 8,5 7,6	Not Allowed	See 6.7.3.7.3	1,23
1082	TRIFLUOROCHLOROETHYLENE, STABILIZED (REFRIGERANT GAS R 1113)	17,0 15,0 13,1 11,6	Not Allowed	See 6.7.3.7.3	1,13
1083	TRIMETHYLAMINE, ANHYDROUS	7,0 7,0 7,0 7,0	Allowed	Normal	0,56
1085	VINYL BROMIDE, STABILIZED	7,0 7,0 7,0 7,0	Allowed	Normal	1,37
1086	VINYL CHLORIDE, STABILIZED	10,6 9,3 8,0 7,0	Allowed	Normal	0,81
1087	VINYL METHYL ETHER, STABILIZED	7,0 7,0 7,0 7,0	Allowed	Normal	0,67
1581	CHLOROPICRIN AND METHYL BROMIDE MIXTURE with more than 2% chloropicrin	7,0 7,0 7,0 7,0	Not Allowed	See 6.7.3.7.3	1,51
1582	CHLOROPICRIN AND METHYL CHLORIDE MIXTURE	19,2 16,9 15,1 13,1	Not Allowed	See 6.7.3.7.3	0,81
1858	HEXAFLUOROPROPYLENE (REFRIGERANT GAS R 1216)	19,2 16,9 15,1 13,1	Allowed	Normal	1,11
1912	METHYL CHLORIDE AND METHYLENE CHLORIDE MIXTURE	15,2 13,0 11,6 10,1	Allowed	Normal	0,81
1958	1,2-DICHLORO-1,1,2,2-TETRAFLUOROETHANE (REFRIGERANT GAS R 114)	7,0 7,0 7,0 7,0	Allowed	Normal	1,30

UN No.	Non-refrigerated liquefied gases	Max. allowable working pressure (bar) Small; Bare; Sun-shield; Insulated ^(a)	Openings below liquid level	Pressure-relief requirements (see 6.7.3.7) ^(b)	Maximum filling ratio
1965	HYDROCARBON GAS, MIXTURE LIQUEFIED, N.O.S.	See MAWP definition in 6.7.3.1	Allowed	Normal	See 4.2.2.7
1969	ISOBUTANE	8,5 7,5 7,0 7,0	Allowed	Normal	0,49
1973	CHLORODIFLUOROMETHANE AND CHLOROPENTAFLUOROETHANE MIXTURE with fixed boiling point, with approximately 49% chlorodifluoromethane (REFRIGERANT GAS R 502)	28,3 25,3 22,8 20,3	Allowed	Normal	1,05
1974	CHLORODIFLUOROBROMOMETHANE (REFRIGERANT GAS R 12B1)	7,4 7,0 7,0 7,0	Allowed	Normal	1,61
1976	OCTAFLUOROCYCLOBUTANE (REFRIGERANT GAS RC 318)	8,8 7,8 7,0 7,0	Allowed	Normal	1,34
1978	PROPANE	22,5 20,4 18,0 16,5	Allowed	Normal	0,42
1983	1-CHLORO-2,2,2-TRIFLUOROETHANE (REFRIGERANT GAS R 133A)	7,0 7,0 7,0 7,0	Allowed	Normal	1,18
2035	1,1,1-TRIFLUOROETHANE (REFRIGERANT GAS R 143A)	31,0 27,5 24,2 21,8	Allowed	Normal	0,76
2424	OCTAFLUOROPROPANE (REFRIGERANT GAS R 218)	23,1 20,8 18,6 16,6	Allowed	Normal	1,07
2517	1-CHLORO-1,1-DIFLUOROETHANE (REFRIGERANT GAS R 142B)	8,9 7,8 7,0 7,0	Allowed	Normal	0,99
2602	DICHLORODIFLUOROMETHANE AND 1,1-DIFLUOROETHANE AZEOTROPIC MIXTURE with approximately 74% dichlorodifluoromethane (REFRIGERANT GAS R 500)	20,0 18,0 16,0 14,5	Allowed	Normal	1,01
3057	TRIFLUOROACETYL CHLORIDE	14,6 12,9 11,3 9,9	Not Allowed	See 6.7.3.7.3	1,17
3070	ETHYLENE OXIDE AND DICHLORODIFLUOROMETHANE MIXTURE with not more than 12.5% ethylene oxide	14,0 12,0 11,0 9,0	Allowed	See 6.7.3.7.3	1,09

UN No.	Non-refrigerated liquefied gases	Max. allowable working pressure (bar) Small; Bare; Sun-shield; Insulated ^(a)	Openings below liquid level	Pressure-relief requirements (see 6.7.3.7) ^(b)	Maximum filling ratio
3153	PERFLUORO (METHYL VINYL ETHER)	14,3 13,4 11,2 10,2	Allowed	Normal	1,14
3159	1,1,1,2-TETRAFLUOROETHANE (REFRIGERANT GAS R 134A)	17,7 15,7 13,8 12,1	Allowed	Normal	1,04
3161	LIQUEFIED GAS, FLAMMABLE, N.O.S.	See MAWP definition in 6.7.3.1	Allowed	Normal	See 4.2.2.7
3163	LIQUEFIED GAS, N.O.S.	See MAWP definition in 6.7.3.1	Allowed	Normal	See 4.2.2.7
3220	PENTAFLUOROETHANE (REFRIGERANT GAS R 125)	34,4 30,8 27,5 24,5	Allowed	Normal	0,87
3252	DIFLUOROMETHANE (REFRIGERANT GAS R 32)	43,0 39,0 34,4 30,5	Allowed	Normal	0,78
3296	HEPTAFLUOROPROPANE (REFRIGERANT GAS R 227)	16,0 14,0 12,5 11,0	Allowed	Normal	1,20
3297	ETHYLENE OXIDE AND CHLOROTETRAFLUOROETHANE MIXTURE, with not more than 8.8% ethylene oxide	8,1 7,0 7,0 7,0	Allowed	Normal	1,16
3298	ETHYLENE OXIDE AND PENTAFLUOROETHANE MIXTURE, with not more than 7.9% ethylene oxide	25,9 23,4 20,9 18,6	Allowed	Normal	1,02
3299	ETHYLENE OXIDE AND TETRAFLUOROETHANE MIXTURE, with not more than 5.6% ethylene oxide	16,7 14,7 12,9 11,2	Allowed	Normal	1,03
3318	AMMONIA SOLUTION, relative density less than 0.880 at 15 °C in water, with more than 50% ammonia	See MAWP definition in 6.7.3.1	Allowed	See 6.7.3.7.3	See 4.2.2.7
3337	REFRIGERANT GAS R 404A	31,6 28,3 25,3 22,5	Allowed	Normal	0,84
3338	REFRIGERANT GAS R 407A	31,3 28,1 25,1 22,4	Allowed	Normal	0,95
3339	REFRIGERANT GAS R 407B	33,0 29,6 26,5 23,6	Allowed	Normal	0,95

UN No.	Non-refrigerated liquefied gases	Max. allowable working pressure (bar) Small; Bare; Sunshield; Insulated ^(a)	Openings below liquid level	Pressure-relief requirements (see 6.7.3.7) ^(b)	Maximum filling ratio
3340	REFRIGERANT GAS R 407C	29,9 26,8 23,9 21,3	Allowed	Normal	0,95
3500	CHEMICAL UNDER PRESSURE, N.O.S.	See MAWP definition in 6.7.3.1	Allowed	See 6.7.3.7.3	TP 4 ^(c)
3501	CHEMICAL UNDER PRESSURE, FLAMMABLE, N.O.S.	See MAWP definition in 6.7.3.1	Allowed	See 6.7.3.7.3	TP 4 ^(c)
3502	CHEMICAL UNDER PRESSURE, TOXIC, N.O.S.	See MAWP definition in 6.7.3.1	Allowed	See 6.7.3.7.3	TP 4 ^(c)
3503	CHEMICAL UNDER PRESSURE, CORROSIVE, N.O.S.	See MAWP definition in 6.7.3.1	Allowed	See 6.7.3.7.3	TP 4 ^(c)
3504	CHEMICAL UNDER PRESSURE, FLAMMABLE, TOXIC, N.O.S.	See MAWP definition in 6.7.3.1	Allowed	See 6.7.3.7.3	TP 4 ^(c)
3505	CHEMICAL UNDER PRESSURE, FLAMMABLE, CORROSIVE, N.O.S.	See MAWP definition in 6.7.3.1	Allowed	See 6.7.3.7.3	TP 4 ^(c)

- (a) "Small" means tanks having a shell with a diameter of 1.5 m or less; "Bare" means tanks having a shell with a diameter of more than 1.5 m without insulation or sun shield (see 6.7.3.2.12); "Sunshield" means tanks having a shell with a diameter of more than 1.5 m with sun shield (see 6.7.3.2.12); "Insulated" means tanks having a shell with a diameter of more than 1.5 m with insulation (see 6.7.3.2.12); (see definition of "Design reference temperature" in 6.7.3.1).
- (b) The word "Normal" in the pressure relief requirements column indicates that a frangible disc as specified in 6.7.3.7.3 is not required.
- (c) For UN Nos. 3500, 3501, 3502, 3503, 3504 and 3505, the degree of filling shall be considered instead of the maximum filling ratio.

T 75	Portable tank instruction	T 75
This portable tank instruction applies to refrigerated liquefied gases. The general provisions of Section 4.2.3 and the requirements of Section 6.7.4 shall be met.		

4.2.5.3 Portable tank special provisions

Portable tank special provisions are assigned to certain substances to indicate provisions which are in addition to or in lieu of those provided by the portable tank instructions or the requirements in Chapter 6.7. Portable tank special provisions are identified by an alpha numeric code beginning with the letters "TP" (tank provision) and are assigned to specific substances in Column (11) of Table A of Chapter 3.2. The following is a list of the portable tank special provisions:

TP 1 The degree of filling prescribed in 4.2.1.9.2 shall not be exceeded.

$$\left(\text{Degree of filling} = \frac{97}{1 + \alpha(t_r - t_f)} \right)$$

TP 2 The degree of filling prescribed in 4.2.1.9.3 shall not be exceeded.

$$\left(\text{Degree of filling} = \frac{95}{1 + \alpha(t_r - t_f)} \right)$$

TP 3 The maximum degree of filling (in %) for solids carried above their melting point and for elevated temperature liquids shall be determined in accordance with 4.2.1.9.5.

TP 4 The degree of filling shall not exceed 90% or, alternatively, any other value approved by the competent authority (see 4.2.1.16.2).

TP 5 The degree of filling prescribed in 4.2.3.6 shall be met.

TP 6 To prevent the tank bursting in any event, including fire engulfment, it shall be provided with pressure-relief devices which are adequate in relation to the capacity of the tank and to the nature of the substance carried. The device shall also be compatible with the substance.

TP 7 Air shall be eliminated from the vapour space by nitrogen or other means.

TP 8 The test pressure may be reduced to 1.5 bar when the flash point of the substances carried is greater than 0 °C.

TP 9 A substance under this description shall only be carried in a portable tank under an approval granted by the competent authority.

TP 10 A lead lining, not less than 5 mm thick, which shall be tested annually, or another suitable lining material approved by the competent authority is required. A portable tank may be offered for carriage after the date of expiry of the last lining inspection for a period not to exceed three months beyond that date, after emptying but before cleaning, for purposes of performing the next required test or inspection prior to refilling.

TP 11 (Reserved)

TP 12 (Deleted)

TP 13 (Reserved)

TP 14 (Reserved)

TP 15 (Reserved)

TP 16 The tank shall be fitted with a special device to prevent under-pressure and excess pressure during normal carriage conditions. This device shall be approved by the competent authority. Pressure-relief requirements are as indicated in 6.7.2.8.3 to prevent crystallization of the product in the pressure-relief valve.

TP 17 Only inorganic non-combustible materials shall be used for thermal insulation of the tank.

TP 18 Temperature shall be maintained between 18 °C and 40 °C. Portable tanks containing solidified methacrylic acid shall not be reheated during carriage.

TP 19 The calculated shell thickness shall be increased by 3 mm. Shell thickness shall be verified ultrasonically at intervals midway between periodic hydraulic tests.

TP 20 This substance shall only be carried in insulated tanks under a nitrogen blanket.

TP 21 The shell thickness shall be not less than 8 mm. Tanks shall be hydraulically tested and internally inspected at intervals not exceeding 2.5 years.

TP 22	Lubricant for joints or other devices shall be oxygen compatible.
TP 23	(Deleted)
TP 24	The portable tank may be fitted with a device located under maximum filling conditions in the vapour space of the shell to prevent the build up of excess pressure due to the slow decomposition of the substance carried. This device shall also prevent an unacceptable amount of leakage of liquid in the case of overturning or entry of foreign matter into the tank. This device shall be approved by the competent authority or its authorized body.
TP 25	(Reserved)
TP 26	When carried under heated conditions, the heating device shall be fitted outside the shell. For UN 3176 this requirement only applies when the substance reacts dangerously with water.
TP 27	A portable tank having a minimum test pressure of 4 bar may be used if it is shown that a test pressure of 4 bar or less is acceptable according to the test pressure definition in 6.7.2.1.
TP 28	A portable tank having a minimum test pressure of 2.65 bar may be used if it is shown that a test pressure of 2.65 bar or less is acceptable according to the test pressure definition in 6.7.2.1.
TP 29	A portable tank having a minimum test pressure of 1.5 bar may be used if it is shown that a test pressure of 1.5 bar or less is acceptable according to the test pressure definition in 6.7.2.1.
TP 30	This substance shall be carried in insulated tanks.
TP 31	This substance may only be carried in tanks in the solid state.
TP 32	For UN Nos. 0331, 0332 and 3375, portable tanks may be used subject to the following conditions: <ul style="list-style-type: none"> (a) To avoid unnecessary confinement, each portable tank constructed of metal shall be fitted with a pressure-relief device that may be of the reclosing spring-loaded type, a frangible disc or a fusible element. The set to discharge or burst pressure, as applicable, shall not be greater than 2.65 bar for portable tanks with minimum test pressures greater than 4 bar. (b) For UN 3375 only, the suitability for carriage in tanks shall be demonstrated. One method to evaluate this suitability is test 8 (d) in Test Series 8 (see Manual of Tests and Criteria, Part 1, Sub-section 18.7). (c) Substances shall not be allowed to remain in the portable tank for any period that could result in caking. Appropriate measures shall be taken to avoid accumulation and packing of substances in the tank (e.g. cleaning, etc.).
TP 33	The portable tank instruction assigned for this substance applies to granular and powdered solids and to solids which are filled and discharged at temperatures above their melting point which are cooled and carried as a solid mass. For solids which are carried above their melting point, see 4.2.1.19.
TP 34	Portable tanks need not be subjected to the impact test in 6.7.4.14.1 if the portable tank is marked "NOT FOR RAIL TRANSPORT" on the plate specified in 6.7.4.15.1 and also in letters of at least 10 cm high on both sides of the outer jacket.
TP 35	(Deleted)
TP 36	Fusible elements in the vapour space may be used on portable tanks.
TP 37	(Deleted)
TP 38	(Deleted)
TP 39	(Deleted)
TP 40	Portable tanks shall not be carried when connected with spray application equipment.
TP 41	With the agreement of the competent authority, the 2.5 year internal examination may be waived or substituted by other test methods or inspection procedures, provided that the portable tank is dedicated to the carriage of the organometallic substances to which this tank special provision is assigned. However this examination is required when the conditions of 6.7.2.19.7 are met.

Chapter 4.3 Use of tank-wagons, demountable tanks, tank-containers and tank swap bodies with shells made of metallic materials, and battery-wagons and multiple-element gas containers (MEGCs)

NOTE: For portable tanks and UN multiple-element gas containers (MEGCs) see Chapter 4.2; for fibre-reinforced plastics tank-containers, see Chapter 4.4; for vacuum-operated waste tanks, see Chapter 4.5.

4.3.1 Scope

4.3.1.1 Provisions which take up the whole width of the page apply both to tank-wagons, demountable tanks and battery-wagons, and to tank-containers, tank swap bodies and MEGCs. Provisions contained in a single column apply only to:

- tank-wagons, demountable tanks and battery-wagons (left-hand column);
- tank-containers, tank swap bodies and MEGCs (right-hand column).

4.3.1.2 These provisions apply to tank-wagons, demountable tanks and battery-wagons | tank-containers, tank swap bodies and MEGCs used for the carriage of gaseous, liquid, powdery or granular substances.

4.3.1.3 Section 4.3.2 lists the provisions applicable to tank-wagons, demountable tanks, tank-containers and tank swap bodies, intended for the carriage of substances of all classes, and to battery-wagons and MEGCs intended for the carriage of gases of Class 2. Sections 4.3.3 and 4.3.4 contain special provisions adding to or amending the provisions of Section 4.3.2.

4.3.1.4 For requirements concerning the construction, equipment, type approval, tests and marking, see Chapter 6.8.

4.3.1.5 For transitional measures concerning the application of this Chapter, see: 1.6.3. | 1.6.4.

4.3.2 Provisions applicable to all classes

4.3.2.1 Use

4.3.2.1.1 A substance subject to RID may be carried in tank-wagons, demountable tanks, battery-wagons, tank-containers, tank swap bodies and MEGCs only when provision is made for a tank code according to 4.3.3.1.1 and 4.3.4.1.1 in Column (12) of Table A in Chapter 3.2.

4.3.2.1.2 The required type of tank, battery-wagon and MEGC is given in code form in Column (12) of Table A in Chapter 3.2. The identification codes appearing there are made up of letters or numbers in a given order. The explanations for reading the four parts of the code are given in 4.3.3.1.1 (when the substance to be carried belongs to Class 2) and in 4.3.4.1.1 (when the substance to be carried belongs to Classes 3 to 9)¹.

4.3.2.1.3 The required type according to 4.3.2.1.2 corresponds to the least stringent construction requirements which are acceptable for the dangerous substance in question unless otherwise prescribed in this Chapter or in Chapter 6.8. It is possible to use tanks corresponding to codes prescribing a higher minimum calculation pressure, or more stringent requirements for filling or discharge openings or for safety valves/devices (see 4.3.3.1.1 for Class 2 and 4.3.4.1.1 for Classes 3 to 9).

4.3.2.1.4 For certain substances, tanks, battery-wagons or MEGCs are subject to additional provisions which are included as special provisions in Column (13) of Table A in Chapter 3.2.

4.3.2.1.5 Tanks, battery-wagons and MEGCs shall not be loaded with any dangerous substances other than those for the carriage of which they have been approved according to 6.8.2.3.1 and which, in contact with the materials of the shell, gaskets, equipment and protective linings, are not liable to react dangerously with them (see "dangerous reaction" in 1.2.1), to form dangerous products or appreciably to weaken these materials².

4.3.2.1.6 Foodstuffs shall not be carried in tanks used for dangerous substances unless the necessary steps have been taken to prevent any harm to public health.

¹ An exception is made for tanks intended for the carriage of substances of classes 5.2 or 7 (see 4.3.4.1.3).

² It may be necessary to consult the manufacturer of the substance and the competent authority for guidance on the compatibility of the substance with the materials of the tank, battery-wagon or MEGC.

- 4.3.2.1.7** The tank record shall be retained by the owner or operator, who shall be able to provide this documentation at the request of the competent authority, and who shall ensure that it is available to the entity in charge of maintenance (ECM).
The tank record, including the relevant information concerning the activities of the ECM, shall be maintained throughout the life of the tank and retained for 15 months after the tank is taken out of service.

The tank record

Should a change of owner or operator occur during the life of the tank, the tank record shall be transferred without delay to the new owner or operator.

Copies of the tank record or all necessary documents shall be made available to the expert for tests, inspections and checks on tanks in accordance with 6.8.2.4.5 or 6.8.3.4.18, on the occasion of periodic inspections or exceptional checks.

4.3.2.2 Degree of filling

- 4.3.2.2.1** The following degrees of filling shall not be exceeded in tanks intended for the carriage of liquids at ambient temperatures:

- (a) for flammable substances, environmentally hazardous substances and flammable environmentally hazardous substances, without additional hazards (e.g. toxicity or corrosivity), in tanks with a breather device or with safety valves (even where preceded by a bursting disc):

$$\text{Degree of filling} = \frac{100}{1 + \alpha (50 - t_F)} \text{ \% of capacity;}$$

- (b) for toxic or corrosive substances (whether flammable or environmentally hazardous or not) in tanks with a breather device or with safety valves (even where preceded by a bursting disc):

$$\text{Degree of filling} = \frac{98}{1 + \alpha (50 - t_F)} \text{ \% of capacity;}$$

- (c) for flammable substances, environmentally hazardous substances and slightly toxic or corrosive substances (whether flammable or environmentally hazardous or not) in hermetically closed tanks without a safety device:

$$\text{Degree of filling} = \frac{97}{1 + \alpha (50 - t_F)} \text{ \% of capacity;}$$

- (d) for highly toxic, toxic, highly corrosive or corrosive substances (whether flammable or environmentally hazardous or not) in hermetically closed tanks without a safety device:

$$\text{Degree of filling} = \frac{95}{1 + \alpha (50 - t_F)} \text{ \% of capacity.}$$

- 4.3.2.2.2** In these formulae, α is the mean coefficient of cubical expansion of the liquid between 15 °C and 50 °C, i.e. for a maximum variation in temperature of 35 °C.

$$\alpha \text{ is calculated by the formula: } \alpha = \frac{d_{15} - d_{50}}{35 \times d_{50}}$$

where d_{15} and d_{50} are the relative densities of the liquid at 15 °C and 50 °C respectively and t_F is the mean temperature of the liquid during filling.

- 4.3.2.2.3** The provisions of 4.3.2.2.1 (a) to (d) above shall not apply to tanks whose contents are, by means of a heating device, maintained at a temperature above 50 °C during carriage. In this case the degree of filling at the outset shall be such, and the temperature so regulated, that the tank is not full to more than 95% of its capacity and that the filling temperature is not exceeded, at any time during carriage.

- 4.3.2.2.4** (Reserved)

Shells intended for the carriage of substances in the liquid state or liquefied gases or refrigerated liquefied gases, which are not divided by partitions or surge plates into sections of not more than 7 500 litres capacity, shall be filled to not less than 80% or not more than 20% of their capacity.

This provision is not applicable to:

- liquids with a kinematic viscosity at 20 °C of at least 2 680 mm²/s;

- molten substances with a kinematic viscosity at the temperature of filling of at least 2 680 mm²/s;
- UN 1963 HELIUM, REFRIGERATED, LIQUID and UN 1966 HYDROGEN, REFRIGERATED, LIQUID.

4.3.2.3 Operation

4.3.2.3.1 The thickness of the walls of the shell shall not, throughout its use, fall below the minimum figure prescribed in:

6.8.2.1.17 and 6.8.2.1.18

6.8.2.1.17 to 6.8.2.1.20

4.3.2.3.2 (Reserved)

During carriage tank-containers/MEGCs shall be loaded on the carrying wagon in such a way as to be adequately protected by the fittings of the carrying wagon or of the tank-container/MEGC itself against lateral and longitudinal impact and against overturning³. If the tank-containers/MEGCs, including the service equipment, are so constructed as to withstand impact or overturning they need not be protected in this way.

4.3.2.3.3 During filling and discharge of tanks, battery-wagons and MEGCs, appropriate measures shall be taken to prevent the release of dangerous quantities of gases and vapours. Tanks, battery-wagons and MEGCs shall be closed so that the contents cannot spill out uncontrolled. The openings of bottom-discharge tanks shall be closed by means of screw-threaded plugs, blank flanges or other equally effective devices. After filling, the filler shall ensure that all the closures of the tanks, battery-wagons and MEGCs are in the closed position and there is no leakage. This also applies to the upper part of the dip tube.

4.3.2.3.4 Where several closure systems are fitted in series, that nearest to the substance being carried shall be closed first.

4.3.2.3.5 No dangerous residue of the filling substance shall adhere to the outside of the tank during carriage.

4.3.2.3.6 Substances which may react dangerously with each other shall not be carried in adjoining compartments of tanks.

Substances which may react dangerously with each other may be carried in adjoining compartments of tanks, when these compartments are separated by a partition with a wall thickness equal to or greater than that of the tank itself. They may also be carried separated by an empty space or an empty compartment between loaded compartments.

4.3.2.3.7 Tank-wagons, demountable tanks, battery-wagons, tank-containers, tank swap bodies and MEGCs may not be filled or offered for carriage after the deadline for the test or inspection required by 6.8.2.4.2, 6.8.3.4.6 and 6.8.3.4.12 has expired.

However, tank-wagons, demountable tanks, battery-wagons, tank-containers, tank swap bodies and MEGCs filled prior to the date of expiry of the last periodic inspection may be carried:

- (a) for a period not to exceed one month after the expiry of these deadlines;
- (b) unless otherwise approved by the competent authority, for a period not to exceed three months after the expiry of these deadlines in order to allow the return of dangerous goods for proper disposal or recycling. Reference to this exemption shall be mentioned in the transport document.

4.3.2.4 Empty tanks, battery-wagons and MEGCs, uncleaned

NOTE: For empty tanks, battery-wagons and MEGCs, uncleaned, special provisions TU 1, TU 2, TU 4, TU 16 and TU 35 of 4.3.5 may apply.

4.3.2.4.1 No dangerous residue of the filling substance shall adhere to the outside of the tank during carriage.

4.3.2.4.2 To be accepted for carriage, empty tanks, battery-wagons and MEGCs, uncleaned, shall be closed in the same manner and be leakproof to the same degree as if they were full.

³ Examples of protection of shells:

- protection against lateral impact may, for example, consist of longitudinal bars protecting the shell on both sides at the level of the median line;
- protection against overturning may, for example, consist of reinforcing rings or bars fixed transversally in relation to the frame;
- protection against rear impact, may, for example, consist of a bumper or frame.

- 4.3.2.4.3** Where empty tanks, battery-wagons and MEGCs, uncleaned, are not closed in the same manner and are not leakproof to the same degree as if they were full and where the provisions of RID cannot be complied with, they shall be carried, with due regard to adequate safety, to the nearest suitable place where cleaning or repair can be carried out.

Carriage is adequately safe if suitable measures have been taken to ensure equivalent safety commensurate with the provisions of RID and to prevent the uncontrolled release of the dangerous goods.

- 4.3.2.4.4** Empty tank-wagons, demountable tanks, battery-wagons, tank-containers, tank swap bodies and MEGCs, uncleaned, may also be carried after the expiry of the periods established in 6.8.2.4.2 and 6.8.2.4.3 for undergoing the inspection.

4.3.3 Special provisions applicable to Class 2

4.3.3.1 Coding and hierarchy of tanks

4.3.3.1.1 Coding of tanks, battery-wagons and MEGCs

The four parts of the codes (tank codes) given in Column (12) of Table A in Chapter 3.2 have the following meanings:

Part	Description	Tank Code
1	Types of tank, battery-wagons or MEGC	C = tank, battery-wagon or MEGC for compressed gases; P = tank, battery-wagon or MEGC for liquefied gases or dissolved gases; R = tank for refrigerated liquefied gases.
2	Calculation pressure	x = value of the minimum relevant test pressure according to the table in 4.3.3.2.5; or 22= minimum calculation pressure in bar.
3	Openings (see 6.8.2.2 and 6.8.3.2)	B = tank with bottom filling or discharge openings with 3 closures; or battery-wagon or MEGC with openings below the surface of the liquid or for compressed gases; C = tank with top filling or discharge openings with 3 closures with only cleaning openings below the surface of the liquid; D = tank with top filling or discharge openings with 3 closures; or battery-wagon or MEGC with no openings below the surface of the liquid.
4	Safety valves/devices	N = tank, battery-wagon or MEGC with safety valve according to 6.8.3.2.9 or 6.8.3.2.10 which is not hermetically closed; H = hermetically closed tank, battery-wagon or MEGC (see 1.2.1);

NOTE 1: The special provision TU 17 indicated in Column (13) of Table A in Chapter 3.2 for certain gases means that the gas may only be carried in a battery-wagon or MEGC, the elements of which are composed of receptacles.

2: The special provision TU 40 indicated in Column (13) of Table A in Chapter 3.2 for certain gases means that the gas may only be carried in a battery-wagon or an MEGC, the elements of which are composed of seamless receptacles.

3: The pressures indicated on the tank itself or on the panel shall be not less than the value of "X" or the minimum calculation pressure.

4.3.3.1.2 Hierarchy of tanks

Tank code	Other tank code(s) permitted for the substances under this code
C*BN	C#BN, C#CN, C#DN, C#BH, C#CH, C#DH
C*BH	C#BH, C#CH, C#DH
C*CN	C#CN, C#DN, C#CH, C#DH
C*CH	C#CH, C#DH
C*DN	C#DN, C#DH

C*DH	C#DH
P*BN	P#BN, P#CN, P#DN, P#BH, P#CH, P#DH
P*BH	P#BH, P#CH, P#DH
P*CN	P#CN, P#DN, P#CH, P#DH
P*CH	P#CH, P#DH
P*DN	P#DN, P#DH
P*DH	P#DH
R*BN	R#BN, R#CN, R#DN
R*CN	R#CN, R#DN
R*DN	R#DN

The figure represented by "#" shall be equal to or greater than the figure represented by "**".

NOTE: This hierarchy does not take any special provisions into account (see 4.3.5 and 6.8.4) for each entry.

4.3.3.2 Filling conditions and test pressures

4.3.3.2.1 The test pressure for tanks intended for the carriage of compressed gases shall be at least 1.5 times the working pressure as defined in 1.2.1 for pressure receptacles.

4.3.3.2.2 The test pressure for tanks intended for the carriage of:

- high pressure liquefied gases; and
- dissolved gases

shall be such that, when the shell is filled to the maximum filling ratio, the pressure reached in the shell by the substance at 55 °C for tanks with thermal insulation or 65 °C for tanks without thermal insulation does not exceed the test pressure.

4.3.3.2.3 The test pressure for tanks intended for the carriage of low pressure liquefied gases will be:

- (a) If the tank is equipped with thermal insulation, at least equal to the vapour pressure, reduced by 0.1 MPa (1 bar) of the liquid at 60 °C, but not less than 1 MPa (10 bar);
- (b) If the tank is not equipped with thermal insulation, at least equal to the vapour pressure, reduced by 0.1 MPa (1 bar), of the liquid at 65 °C, but not less than 1 MPa (10 bar).

The maximum permissible mass of contents per litre of capacity is calculated as follows:

Maximum permissible mass of contents per litre of capacity = $0.95 \times \text{density of the liquid phase at } 50\text{ °C}$ (in kg/l)

Moreover the vapour phase shall not disappear below 60 °C.

If the shells are not more than 1.5 m in diameter, the values of the test pressure and maximum filling ratio conforming to packing instruction P200 in 4.1.4.1 shall be applicable.

4.3.3.2.4 The test pressure for tanks intended for the carriage of refrigerated liquefied gases shall be not less than 1.3 times the maximum allowable working pressure and indicated on the tank but not less than 300 kPa (3 bar) (gauge pressure); for tanks with vacuum insulation the test pressure shall be not less than 1.3 times the maximum allowable working pressure increased by 100 kPa (1 bar).

4.3.3.2.5 **Table of gases and gas mixtures which may be carried in tank-wagons, battery-wagons, demountable tanks, tank-containers or MEGCs indicating the minimum test pressure for tanks and as far as applicable the filling ratio**

In the case of gases and gas mixtures classified under n.o.s. entries, the values of the test pressure and the filling ratio shall be prescribed by the expert approved by the competent authority.

When tanks for compressed or high pressure liquefied gases have been subjected to a test pressure lower than shown in the table, and the tanks are fitted with thermal insulation, a lower maximum load may be prescribed by the expert approved by the competent authority, provided that the pressure reached in the tank by the substance at 55 °C does not exceed the test pressure stamped on the tank.

UN No.	Name	Classification code	Minimum test pressure for tanks				Maximum permissible mass of contents per litre of capacity kg
			With thermal insulation		Without thermal insulation		
			MPa	bar	MPa	bar	
1001	ACETYLENE, DISSOLVED	4 F	only in battery-wagons and MEGCs composed of receptacles				
1002	AIR, COMPRESSED	1 A	see 4.3.3.2.1				
1003	AIR, REFRIGERATED LIQUID	3 O	see 4.3.3.2.4				
1005	AMMONIA, ANHYDROUS	2 TC	2.6	26	2.9	29	0.53
1006	ARGON, COMPRESSED	1 A	see 4.3.3.2.1				
1008	BORON TRIFLUORIDE	2 TC	22.5 30	225 300	22.5 30	225 300	0.715 0.86
1009	BROMOTRIFLUOROMETHANE (REFRIGERANT GAS R13B1)	2 A	12	120	4.2 12 25	42 120 250	1.50 1.13 1.44 1.60
1010	BUTADIENES, STABILIZED (1,2-butadiene) or	2 F	1	10	1	10	0.59
1010	BUTADIENES, STABILIZED (1,3-butadiene) or		1	10	1	10	0.55
1010	BUTADIENES AND HYDROCARBON MIXTURE, STABILIZED		1	10	1	10	0.50
1011	BUTANE	2 F	1	10	1	10	0.51
1012	1-BUTYLENE or	2 F	1	10	1	10	0.53
1012	TRANS-2-BUTYLENE or		1	10	1	10	0.54
1012	CIS-2-BUTYLENE or		1	10	1	10	0.55
1012	BUTYLENES MIXTURE		1	10	1	10	0.50
1013	CARBON DIOXIDE	2 A	19 22.5	190 225	19 25	190 250	0.73 0.78 0.66 0.75
1016	CARBON MONOXIDE, COMPRESSED	1 TF	see 4.3.3.2.1				
1017	CHLORINE	2 TOC	1.7	17	1.9	19	1.25
1018	CHLORODIFLUOROMETHANE (REFRIGERANT GAS R22)	2 A	2.4	24	2.6	26	1.03
1020	CHLOROPENTAFLUOROETHANE (REFRIGERANT GAS R115)	2 A	2	20	2.3	23	1.08
1021	1-CHLORO-1,2,2,2- TETRAFLUOROETHANE (REFRIGERANT GAS R124)	2 A	1	10	1.1	11	1.2
1022	CHLOROTRIFLUOROMETHANE (REFRIGERANT GAS R13)	2 A	12 22.5	120 225	10 12 19 25	100 120 190 250	0.96 1.12 0.83 0.90 1.04 1.10
1023	COAL GAS, COMPRESSED	1 TF	see 4.3.3.2.1				
1026	CYANOGEN	2 TF	10	100	10	100	0.70

UN No.	Name	Classification code	Minimum test pressure for tanks				Maximum permissible mass of contents per litre of capacity kg
			With thermal insulation		Without thermal insulation		
			MPa	bar	MPa	bar	
1027	CYCLOPROPANE	2 F	1.6	16	1.8	18	0.53
1028	DICHLORODIFLUOROMETHANE (REFRIGERANT GAS R12)	2 A	1.5	15	1.6	16	1.15
1029	DICHLOROFLUOROMETHANE (REFRIGERANT GAS R21)	2 A	1	10	1	10	1.23
1030	1,1-DIFLUOROETHANE (REFRIGERANT GAS R152A)	2 F	1.4	14	1.6	16	0.79
1032	DIMETHYLAMINE, ANHYDROUS	2 F	1	10	1	10	0.59
1033	DIMETHYL ETHER	2 F	1.4	14	1.6	16	0.58
1035	ETHANE	2 F	12	120	9.5 12 30	95 120 300	0.32 0.25 0.29 0.39
1036	ETHYLAMINE	2 F	1	10	1	10	0.61
1037	ETHYL CHLORIDE	2 F	1	10	1	10	0.8
1038	ETHYLENE, REFRIGERATED LIQUID	3 F	see 4.3.3.2.4				
1039	ETHYL METHYL ETHER	2 F	1	10	1	10	0.64
1040	ETHYLENE OXIDE WITH NITROGEN up to a total pressure of 1 MPa (10 bar) at 50 °C	2 TF	1.5	15	1.5	15	0.78
1041	ETHYLENE OXIDE AND CARBON DIOXIDE MIXTURE, with more than 9% but not more than 87% ethylene oxide	2 F	2.4	24	2.6	26	0.73
1046	HELIUM, COMPRESSED	1 A	see 4.3.3.2.1				
1048	HYDROGEN BROMIDE, ANHYDROUS	2 TC	5	50	5.5	55	1.54
1049	HYDROGEN, COMPRESSED	1 F	see 4.3.3.2.1				
1050	HYDROGEN CHLORIDE, ANHYDROUS	2 TC	12	120	10 12 15 20	100 120 150 200	0.69 0.30 0.56 0.67 0.74
1053	HYDROGEN SULPHIDE	2 TF	4.5	45	5	50	0.67
1055	ISOBUTYLENE	2 F	1	10	1	10	0.52
1056	KRYPTON, COMPRESSED	1 A	see 4.3.3.2.1				
1058	LIQUEFIED GASES, non flammable, charged with nitrogen, carbon dioxide or air	2 A	1.5 x filling pressure see 4.3.3.2.2 or 4.3.3.2.3				

UN No.	Name	Classification code	Minimum test pressure for tanks				Maximum permissible mass of contents per litre of capacity
			With thermal insulation		Without thermal insulation		
			MPa	bar	MPa	bar	kg
1060	METHYLACETYLENE AND PROPADIENE MIXTURE, STABILIZED: Mixture P1 Mixture P2 Propadiene with 1% to 4% methylacetylene	2 F	see 4.3.3.2.2 or 4.3.3.2.3				
			2.5	25	2.8	28	0.49
			2.2	22	2.3	23	0.47
			2.2	22	2.2	22	0.50
1061	METHYLAMINE, ANHYDROUS	2 F	1	10	1.1	11	0.58
1062	METHYL BROMIDE with not more than 2% chloropicrin	2 T	1	10	1	10	1.51
1063	METHYL CHLORIDE (REFRIGERANT GAS R40)	2 F	1.3	13	1.5	15	0.81
1064	METHYL MERCAPTAN	2 TF	1	10	1	10	0.78
1065	NEON, COMPRESSED	1 A	see 4.3.3.2.1				
1066	NITROGEN, COMPRESSED	1 A	see 4.3.3.2.1				
1067	DINITROGEN TETROXIDE (NITROGEN DIOXIDE)	2 TOC	only in battery-wagons and MEGCs composed of receptacles				
1070	NITROUS OXIDE	2 O	22.5	225	18 22.52 5	180 225 250	0.78 0.68 0.74 0.75
1071	OIL GAS, COMPRESSED	1 TF	see 4.3.3.2.1				
1072	OXYGEN, COMPRESSED	1 O	see 4.3.3.2.1				
1073	OXYGEN, REFRIGERATED LIQUID	3 O	see 4.3.3.2.4				
1075	PETROLEUM GASES, LIQUEFIED	2 F	see 4.3.3.2.2 or 4.3.3.2.3				
1076	PHOSGENE	2 TC	only in battery-wagons and MEGCs composed of receptacles				
1077	PROPYLENE	2 F	2.5	25	2.7	27	0.43
1078	REFRIGERANT GASES, N.O.S. such as: Mixture F1 Mixture F2 Mixture F3 Other mixtures	2 A	1 1.5 2.4	10 15 24	1.1 1.6 2.7	11 16 27	1.23 1.15 1.03
			see 4.3.3.2.2 or 4.3.3.2.3				
1079	SULPHUR DIOXIDE	2 TC	1	10	1.2	12	1.23
1080	SULPHUR HEXAFLUORIDE	2 A	12	120	7 14 16	70 140 160	1.34 1.04 1.33 1.37
1081	TETRAFLUOROETHYLENE, STABILIZED	2 F	only in battery-wagons and MEGCs composed of seamless receptacles				

UN No.	Name	Classification code	Minimum test pressure for tanks				Maximum permissible mass of contents per litre of capacity
			With thermal insulation		Without thermal insulation		
			MPa	bar	MPa	bar	kg
1082	TRIFLUOROCHLORO-ETHYLENE, STABILIZED (REFRIGERANT GAS R 1113)	2 TF	1.5	15	1.7	17	1.13
1083	TRIMETHYLAMINE, ANHYDROUS	2 F	1	10	1	10	0.56
1085	VINYL BROMIDE, STABILIZED	2 F	1	10	1	10	1.37
1086	VINYL CHLORIDE, STABILIZED	2 F	1	10	1.1	11	0.81
1087	VINYL METHYL ETHER, STABILIZED	2 F	1	10	1	10	0.67
1581	CHLOROPICRIN AND METHYL BROMIDE MIXTURE with more than 2% chloropicrin	2 T	1	10	1	10	1.51
1582	CHLOROPICRIN AND METHYL CHLORIDE MIXTURE	2 T	1.3	13	1.5	15	0.81
1612	HEXAETHYL TETRA-PHOSPHATE AND COMPRESSED GAS MIXTURE	1 T	see 4.3.3.2.1				
1749	CHLORINE TRIFLUORIDE	2 TOC	3	30	3	30	1.40
1858	HEXAFLUOROPROPYLENE (REFRIGERANT GAS R 1216)	2A	1.7	17	1.9	19	1.11
1859	SILICON TETRAFLUORIDE	2 TC	20 30	200 300	20 30	200 300	0.74 1.10
1860	VINYL FLUORIDE, STABILIZED	2 F	12 22.5	120 225	25	250	0.58 0.65 0.64
1912	METHYL CHLORIDE AND METHYLENE CHLORIDE MIXTURE	2 F	1.3	13	1.5	15	0.81
1913	NEON, REFRIGERATED LIQUID	3 A	see 4.3.3.2.4				
1951	ARGON, REFRIGERATED LIQUID	3 A	see 4.3.3.2.4				
1952	ETHYLENE OXIDE AND CARBON DIOXIDE MIXTURE, with not more than 9% ethylene oxide	2 A	19 25	190 250	19 25	190 250	0.66 0.75
1953	COMPRESSED GAS, TOXIC, FLAMMABLE, N.O.S. ^(a)	1 TF	see 4.3.3.2.1 or 4.3.3.2.2				
1954	COMPRESSED GAS, FLAMMABLE N.O.S.	1 F	see 4.3.3.2.1 or 4.3.3.2.2				
1955	COMPRESSED GAS, TOXIC, N.O.S. ^(a)	1 T	see 4.3.3.2.1 or 4.3.3.2.2				
1956	COMPRESSED GAS, N.O.S.	1 A	see 4.3.3.2.1 or 4.3.3.2.2				

UN No.	Name	Classification code	Minimum test pressure for tanks				Maximum permissible mass of contents per litre of capacity kg
			With thermal insulation		Without thermal insulation		
			MPa	bar	MPa	bar	
1957	DEUTERIUM, COMPRESSED	1 F	see 4.3.3.2.1				
1958	1,2-DICHLORO-1,1,2,2-TETRAFLUOROETHANE (REFRIGERANT GAS R114)	2 A	1	10	1	10	1.3
1959	1,1-DIFLUOROETHYLENE (REFRIGERANT GAS R1132A)	2 F	12 22.5	120 225	25	250	0.66 0.78 0.77
1961	ETHANE, REFRIGERATED LIQUID	3 F	see 4.3.3.2.4				
1962	ETHYLENE	2 F	12 22.5	120 225	22.5 30	225 300	0.25 0.36 0.34 0.37
1963	HELIUM, REFRIGERATED LIQUID	3 A	see 4.3.3.2.4				
1964	HYDROCARBON GAS MIXTURE, COMPRESSED, N.O.S.	1 F	see 4.3.3.2.1 or 4.3.3.2.2				
1965	HYDROCARBON GAS MIXTURE, LIQUEFIED, N.O.S. such as:	2 F					
	Mixture A		1	10	1	10	0.50
	Mixture A01		1.2	12	1.4	14	0.49
	Mixture A02		1.2	12	1.4	14	0.48
	Mixture A0		1.2	12	1.4	14	0.47
	Mixture A1		1.6	16	1.8	18	0.46
	Mixture B1		2	20	2.3	23	0.45
	Mixture B2		2	20	2.3	23	0.44
	Mixture B		2	20	2.3	23	0.43
	Mixture C		2.5	25	2.7	27	0.42
	Other mixtures		see 4.3.3.2.2 or 4.3.3.2.3				
1966	HYDROGEN, REFRIGERATED LIQUID	3 F	see 4.3.3.2.4				
1967	INSECTICIDE GAS, TOXIC, N.O.S. ^(a)	2 T	see 4.3.3.2.2 or 4.3.3.2.3				
1968	INSECTICIDE GAS, N.O.S.	2 A	see 4.3.3.2.2 or 4.3.3.2.3				
1969	ISOBUTANE	2 F	1	10	1	10	0.49
1970	KRYPTON, REFRIGERATED LIQUID	3 A	see 4.3.3.2.4				
1971	METHANE, COMPRESSED or	1 F	see 4.3.3.2.1				
1971	NATURAL GAS, COMPRESSED with high methane content						
1972	METHANE, REFRIGERATED LIQUID or	3 F	see 4.3.3.2.4				
1972	NATURAL GAS, REFRIGERATED LIQUID with high methane content						

UN No.	Name	Classification code	Minimum test pressure for tanks				Maximum permissible mass of contents per litre of capacity
			With thermal insulation		Without thermal insulation		
			MPa	bar	MPa	bar	kg
1973	CHLORODIFLUORO-METHANE AND CHLORO-PENTAFLUOROETHANE MIXTURE with fixed boiling point, with approximately 49% chlorodifluoromethane (REFRIGERANT GAS R502)	2 A	2.5	25	2.8	28	1.05
1974	CHLORODIFLUOROBRO-MOMETHANE (REFRIG-ERANT GAS R12B1)	2 A	1	10	1	10	1.61
1976	OCTAFLUOROCYCLOBU-TANE (REFRIGERANT GAS RC318)	2 A	1	10	1	10	1.34
1977	NITROGEN, REFRIGER-ATED LIQUID	3 A	see 4.3.3.2.4				
1978	PROPANE	2 F	2.1	21	2.3	23	0.42
1982	TETRAFLUORO-METHANE (REFRIGER-ANT GAS R14)	1 A	20 30	200 300	20 30	200 300	0.62 0.94
1983	1-CHLORO-2,2,2-TRIFLU-OROETHANE (REFRIG-ERANT GAS R133A)	2 A	1	10	1	10	1.18
1984	TRIFLUOROMETHANE (REFRIGERANT GAS R23)	2 A	19 25	190 250	19 25	190 250	0.92 0.99 0.87 0.95
2034	HYDROGEN AND METHANE MIXTURE, COMPRESSED	1 F	see 4.3.3.2.1				
2035	1,1,1-TRIFLUORO-ETHANE (REFRIGERANT GAS R143A)	2 F	2.8	28	3.2	32	0.79
2036	XENON	2 A	12	120	13	130	1.30 1.24
2044	2,2-DIMETHYLPROPANE	2 F	1	10	1	10	0.53
2073	AMMONIA SOLUTION, rel-ative density less than 0.880 at 15 °C in water, with more than 35% and not more than 40% ammo-nia with more than 40% and not more than 50% ammo-nia	4 A	1 1.2	10 12	1 1.2	10 12	0.80 0.77
2187	CARBON DIOXIDE, REFRIGERATED LIQUID	3 A	see 4.3.3.2.4				
2189	DICHLOROSILANE	2 TFC	1	10	1	10	0.90
2191	SULFURYL FLUORIDE	2 T	5	50	5	50	1.1
2193	HEXAFLUOROETHANE (REFRIGERANT GAS R116)	2 A	16 20	160 200	20	200	1.28 1.34 1.10

UN No.	Name	Classification code	Minimum test pressure for tanks				Maximum permissible mass of contents per litre of capacity kg
			With thermal insulation		Without thermal insulation		
			MPa	bar	MPa	bar	
2197	HYDROGEN IODIDE, ANHYDROUS	2 TC	1.9	19	2.1	21	2.25
2200	PROPADIENE, STABILIZED	2 F	1.8	18	2.0	20	0.50
2201	NITROUS OXIDE, REFRIGERATED LIQUID	3 O	see 4.3.3.2.4				
2203	SILANE ^(b)	2 F	22.5 25	225 250	22.5 25	225 250	0.32 0.36
2204	CARBONYL SULPHIDE	2 TF	2.7	27	3.0	30	0.84
2417	CARBONYL FLUORIDE	2 TC	20 30	200 300	20 30	200 300	0.47 0.70
2419	BROMOTRIFLUOROETHYLENE	2 F	1	10	1	10	1.19
2420	HEXAFLUOROACETONE	2 TC	1.6	16	1.8	18	1.08
2422	OCTAFLUOROBUT-2-ENE (REFRIGERANT GAS R1318)	2 A	1	10	1	10	1.34
2424	OCTAFLUOROPROPANE (REFRIGERANT GAS R218)	2 A	2.1	21	2.3	23	1.07
2451	NITROGEN TRIFLUORIDE	2 O	20 30	200 300	20 30	200 300	0.50 0.75
2452	ETHYLACETYLENE, STABILIZED	2 F	1	10	1	10	0.57
2453	ETHYL FLUORIDE (REFRIGERANT GAS R161)	2 F	2.1	21	2.5	25	0.57
2454	METHYL FLUORIDE (REFRIGERANT GAS R41)	2 F	30	300	30	300	0.36
2517	1-CHLORO-1,1-DIFLUOROETHANE (REFRIGERANT GAS R142B)	2 F	1	10	1	10	0.99
2591	XENON, REFRIGERATED LIQUID	3 A	see 4.3.3.2.4				
2599	CHLOROTRIFLUOROMETHANE AND TRIFLUOROMETHANE, AZEOTROPIC MIXTURE with approximately 60% chlorotrifluoromethane (REFRIGERANT GAS R503)	2 A	3.1 4.2 10	31 42 100	3.1 4.2 10	31 42 100	0.11 0.21 0.76 0.20 0.66
2601	CYCLOBUTANE	2 F	1	10	1	10	0.63
2602	DICHLORODIFLUOROMETHANE AND DIFLUORO-1,1 ETHANE, AZEOTROPIC MIXTURE with approximately 74% dichlorodifluoromethane (REFRIGERANT GAS R500)	2 A	1.8	18	2	20	1.01
2901	BROMINE CHLORIDE	2 TOC	1	10	1	10	1.50

UN No.	Name	Classification code	Minimum test pressure for tanks				Maximum permissible mass of contents per litre of capacity kg
			With thermal insulation		Without thermal insulation		
			MPa	bar	MPa	bar	
3057	TRIFLUOROACETYL CHLORIDE	2 TC	1.3	13	1.5	15	1.17
3070	ETHYLENE OXIDE AND DICHLORODIFLUOROMETHANE MIXTURE with not more than 12.5% ethylene oxide	2 A	1.5	15	1.6	16	1.09
3083	PERCHLORYL FLUORIDE	2 TO	2.7	27	3.0	30	1.21
3136	TRIFLUOROMETHANE, REFIGERATED LIQUID	3 A	see 4.3.3.2.4				
3138	ETHYLENE, ACETYLENE PROPYLENE IN MIXTURE, REFRIGERATED LIQUID, containing at least 71.5% ethylene with not more than 22.5% acetylene and not more than 6% propylene	3 F	see 4.3.3.2.4				
3153	PERFLUORO(METHYL VINYL ETHER)	2 F	1.4	14	1.5	15	1.14
3154	PERFLUORO(ETHYL VINYL ETHER)	2 F	1	10	1	10	0.98
3156	COMPRESSED GAS, OXIDIZING, N.O.S.	1 O	see 4.3.3.2.1 or 4.3.3.2.2				
3157	LIQUEFIED GAS, OXIDIZING, N.O.S.	2 O	see 4.3.3.2.2 or 4.3.3.2.3				
3158	GAS, REFRIGERATED LIQUID, N.O.S.	3 A	see 4.3.3.2.4				
3159	1,1,1,2-TETRAFLUOROETHANE (REFRIGERANT GAS R134A)	2 A	1.6	16	1.8	18	1.04
3160	LIQUEFIED GAS, TOXIC, FLAMMABLE, N.O.S. ^(a)	2 TF	see 4.3.3.2.2 or 4.3.3.2.3				
3161	LIQUEFIED GAS, FLAMMABLE, N.O.S.	2 F	see 4.3.3.2.2 or 4.3.3.2.3				
3162	LIQUEFIED GAS, TOXIC, N.O.S. ^(a)	2 T	see 4.3.3.2.2 or 4.3.3.2.3				
3163	LIQUEFIED GAS, N.O.S.	2 A	see 4.3.3.2.2 or 4.3.3.2.3				
3220	PENTAFLUOROETHANE (REFRIGERANT GAS R125)	2 A	4.1	41	4.9	49	0.95
3252	DIFLUOROMETHANE (REFRIGERANT GAS R32)	2 F	3.9	39	4.3	43	0.78
3296	HEPTAFLUOROPROPANE (REFRIGERANT GAS R227)	2 A	1.4	14	1.6	16	1.20

UN No.	Name	Classification code	Minimum test pressure for tanks				Maximum permissible mass of contents per litre of capacity
			With thermal insulation		Without thermal insulation		
			MPa	bar	MPa	bar	kg
3297	ETHYLENE OXIDE AND CHLOROTETRAFLUOROETHANE MIXTURE, with not more than 8.8% ethylene oxide	2 A	1	10	1	10	1.16
3298	ETHYLENE OXIDE AND PENTAFLUOROETHANE MIXTURE, with not more than 7.9% ethylene oxide	2 A	2.4	24	2.6	26	1.02
3299	ETHYLENE OXIDE AND TETRAFLUOROETHANE MIXTURE, with not more than 5.6% ethylene oxide	2 A	1.5	15	1.7	17	1.03
3300	ETHYLENE OXIDE AND CARBON DIOXIDE MIXTURE, with more than 87% ethylene oxide	2 TF	2.8	28	2.8	28	0.73
3303	COMPRESSED GAS, TOXIC, OXIDIZING, N.O.S. ^(a)	1 TO	see 4.3.3.2.1 or 4.3.3.2.2				
3304	COMPRESSED GAS, TOXIC, CORROSIVE, N.O.S. ^(a)	1 TC	see 4.3.3.2.1 or 4.3.3.2.2				
3305	COMPRESSED GAS, TOXIC, FLAMMABLE, CORROSIVE, N.O.S. ^(a)	1 TFC	see 4.3.3.2.1 or 4.3.3.2.2				
3306	COMPRESSED GAS, TOXIC, OXIDIZING, CORROSIVE, N.O.S. ^(a)	1 TOC	see 4.3.3.2.1 or 4.3.3.2.2				
3307	LIQUEFIED GAS, TOXIC, OXIDIZING, N.O.S. ^(a)	2 TO	see 4.3.3.2.2 or 4.3.3.2.3				
3308	LIQUEFIED GAS, TOXIC, CORROSIVE, N.O.S. ^(a)	2 TC	see 4.3.3.2.2 or 4.3.3.2.3				
3309	LIQUEFIED GAS, TOXIC, FLAMMABLE, CORROSIVE, N.O.S. ^(a)	2 TFC	see 4.3.3.2.2 or 4.3.3.2.3				
3310	LIQUEFIED GAS, TOXIC, OXIDIZING, CORROSIVE, N.O.S. ^(a)	2 TOC	see 4.3.3.2.2 or 4.3.3.2.3				
3311	GAS, REFRIGERATED LIQUID, OXIDIZING, N.O.S.	3 O	see 4.3.3.2.4				
3312	GAS, REFRIGERATED LIQUID, FLAMMABLE, N.O.S.	3 F	see 4.3.3.2.4				
3318	AMMONIA SOLUTION, relative density less than 0.880 at 15 °C in water, with more than 50% ammonia	4 TC	see 4.3.3.2.2				
3337	REFRIGERANT GAS R404A	2 A	2.9	29	3.2	32	0.84
3338	REFRIGERANT GAS R407A	2 A	2.8	28	3.2	32	0.95

UN No.	Name	Classification code	Minimum test pressure for tanks				Maximum permissible mass of contents per litre of capacity
			With thermal insulation		Without thermal insulation		
			MPa	bar	MPa	bar	kg
3339	REFRIGERANT GAS R407B	2 A	3.0	30	3.3	33	0.95
3340	REFRIGERANT GAS R407C	2 A	2.7	27	3.0	30	0.95
3354	INSECTICIDE GAS, FLAMMABLE, N.O.S.	2 F	see 4.3.3.2.2 or 4.3.3.2.3				
3355	INSECTICIDE GAS, TOXIC, FLAMMABLE, N.O.S. ^(a)	2 TF	see 4.3.3.2.2 or 4.3.3.2.3				

(a) Allowed if LC₅₀ equal to or greater than 200 ppm.

(b) Considered as pyrophoric.

4.3.3.3 Operation

4.3.3.3.1 When tanks, battery-wagons or MEGCs are approved for different gases, the change of use shall include emptying, purging and evacuation operations to the extent necessary for safe operation.

4.3.3.3.2 When tanks, battery-wagons or MEGCs are handed over for carriage, only the particulars specified in 6.8.3.5.6 applicable to the gas loaded or just discharged shall be visible; all particulars concerning other gases shall be covered up (see standard EN 15877-1:2012 Railway applications – Marking on railway vehicles. Part 1: Freight wagons).

4.3.3.3.3 All the elements of a battery-wagons or MEGC shall contain only one and the same gas.

4.3.3.3.4 When the external overpressure could be greater than the tank resistance to external pressure (e.g. due to low ambient temperatures), adequate measures shall be taken to protect tanks carrying low pressure liquefied gases against the risk of deformation, e.g. by filling them with nitrogen or another inert gas in order to maintain sufficient pressure inside the tank.

4.3.3.4 Provisions for the filling of liquid gas tank-wagons (Reserved)

4.3.3.4.1 Control measures before filling (Reserved)

(a) For each gas to be carried, the details on the tank plate (see 6.8.2.5.1 and 6.8.3.5.1 to 6.8.3.5.5) shall be checked to agree with those on the wagon panel (see 6.8.2.5.2, 6.8.3.5.6 and 6.8.3.5.7).

Tank-wagons for multiple use shall especially be checked to ensure that the correct folding panels are visible and securely fixed by the means referred to in 6.8.3.5.7 on both sides of the wagon.

The load limits on the wagon panel shall not exceed the maximum permissible filling mass on the tank plate.

(b) The last load shall be determined, either from particulars in the transport document or by analysis. If necessary, the tank shall be cleaned.

(c) The mass of the residue shall be determined (e.g. by weighing) and taken into account in determining the filling quantity so that the tank-wagon is not overfilled or overloaded.

(d) The leakproofness of the shell and its items of equipment, and their ability to function, shall be checked.

4.3.3.4.2 Filling procedure

(Reserved)

For filling, the provisions of the operating instructions of the tank-wagon shall be complied with.

4.3.3.4.3 Control measures after filling

(Reserved)

- (a) After filling, whether the wagon is overfilled or overloaded shall be checked by calibrated checking devices (e.g. by weighing on a calibrated weighbridge).

Overfilled or overloaded tank-wagons shall be immediately discharged in a safe manner until the permitted filling quantity is reached.

- (b) The partial pressure of inert gases in the gas phase shall not exceed 0.2 MPa (2 bar), or the gauge pressure in the gas phase shall not exceed by more than 0.1 MPa (1 bar) the vapour pressure (absolute) of the liquid gas at the temperature of the liquid phase (however, for UN 1040 Ethylene oxide with nitrogen, the maximum allowable total pressure shall be 1 MPa (10 bar) at 50 °C).

- (c) After filling, bottom-discharge wagons shall be checked to ensure that the internal shut-off devices are closed so as to be leak-proof.

- (d) Before blank flanges or other equally effective devices are fitted, the vents shall be checked for leakproofness; any leaks shall be stopped by suitable means.

- (e) Blank flanges or other equally effective devices shall be fitted on the outlet of the vents. These closures shall be equipped with suitable seals. They shall be closed when using all elements provided for in their design types.

- (f) Lastly, a final visual check of the wagon, its equipment and marks shall be made to ensure that no filling substance is escaping.

4.3.3.5 The actual holding time shall be determined for each journey of a tank carrying a refrigerated liquefied gas on the basis of the following:

- (a) The reference holding time for the refrigerated liquefied gas to be carried (see 6.8.3.4.10) as indicated on the plate referred to in 6.8.3.5.4;
- (b) The actual filling density;
- (c) The actual filling pressure;
- (d) The lowest set pressure of the pressure limiting device(s);
- (e) The deterioration of the insulation⁴.

NOTE: ISO 21014:2006 "Cryogenic vessels – Cryogenic insulation performance" details methods of determining the insulation performance of cryogenic vessels and provides a method of calculating the holding time.

The date at which the actual holding time ends shall be entered in the transport document (see 5.4.1.2.2 (d)).

4.3.3.6 Tanks shall not be offered for carriage:

- (a) In an ullage condition liable to produce an unacceptable hydraulic force due to surge within the shell;
- (b) When leaking;
- (c) When damaged to such an extent that the integrity of the tank or its lifting or securing arrangements may be affected;
- (d) Unless the service equipment has been examined and found to be in good working order;
- (e) Unless the actual holding time for the refrigerated liquefied gas being carried has been determined;

⁴ Guidance is provided in the European Industrial Gases Association (EIGA) document "Methods to prevent the premature activation of relief devices on tanks" available at www.eiga.eu.

- (f) Unless the duration of carriage, after taking into consideration any delays which might be encountered, does not exceed the actual holding time;
- (g) Unless the pressure is steady and has been lowered to a level such that the actual holding time may be achieved⁴.

4.3.4 Special provisions applicable to Classes 3 to 9

4.3.4.1 Coding, rationalized approach and hierarchy of tanks

4.3.4.1.1 Coding of tanks

The four parts of the codes (tank codes) given in Column (12) of Table A in Chapter 3.2 have the following meanings:

Part	Description	Tank code
1	Types of tank	L = tank for substances in the liquid state (liquids or solids handed over for carriage in the molten state); S = tank for substances in the solid state (powdery or granular).
2	Calculation pressure	G = minimum calculation pressure according to the general requirements of 6.8.2.1.14; 1,5; 2,65; 4; 10; 15 or 21 = minimum calculation pressure in bar (see 6.8.2.1.14).
3	Openings (see 6.8.2.2.2)	A = tank with bottom-filling or bottom-discharge openings with 2 closures; B = tank with bottom-filling or bottom-discharge openings with 3 closures; C = tank with top-filling and discharge openings with only cleaning openings below the surface of the liquid; D = tank with top-filling and discharge openings with no openings below the surface of the liquid.
4	Safety valves/devices	V = tank with a breather device, according to 6.8.2.2.6, but no device protecting against the propagation of a flame; or non-explosion pressure shock resistant tank; F = tank with a breather device, according to 6.8.2.2.6, fitted with a device protecting against the propagation of a flame; or explosion pressure shock resistant tank; N = tank without a breather device according to 6.8.2.2.6 and not hermetically closed; H = hermetically closed tank (see 1.2.1).

4.3.4.1.2 Rationalized approach for assignment of tank codes to groups of substances and hierarchy of tanks

NOTE: Certain substances and groups of substances are not included in the rationalized approach, see 4.3.4.1.3

Rationalized approach			
Tank code	Group of permitted substances		
	Class	Classification code	Packing group
Liquids			
LGAV	3	F2	III
	9	M9	III
LGBV	4.1	F2	II, III
	5.1	O1	III
	9	M6	III
	9	M11	III
and groups of permitted substances for tank code LGAV			

Tank code	Group of permitted substances		
	Class	Classification code	Packing group
LGBF	3	F1	II vapour pressure at 50 °C ≤ 1.1 bar
	3	F1	III
	3	D	II vapour pressure at 50 °C ≤ 1.1 bar
	3	D	III
	and groups of permitted substances for tank codes LGAV and LGBV		
L1.5BN	3	F1	II vapour pressure at 50 °C > 1.1 bar
	3	F1	III flashpoint < 23 °C, viscous, vapour pressure at 50 °C > 1.1 bar, boiling point > 35 °C
	3	D	II vapour pressure at 50 °C > 1.1 bar
	and groups of permitted substances for tank codes LGAV, LGBV and LGBF		
L4BN	3	F1	I III, boiling point ≤ 35 °C
	3	FC	III
	3	D	I
	5.1	O1	I, II
	5.1	OT1	I
	8	C1	II, III
	8	C3	II, III
	8	C4	II, III
	8	C5	II, III
	8	C7	II, III
	8	C8	II, III
	8	C9	II, III
	8	C10	II, III
	8	CF1	II
	8	CF2	II
	8	CS1	II
	8	CW1	II
	8	CW2	II
	8	CO1	II
	8	CO2	II
	8	CT1	II, III
	8	CT2	II, III
	8	CFT	II
	9	M11	III
	and groups of permitted substances for tank codes LGAV, LGBV, LGBF and L1.5BN		
L4BH	3	FT1	II, III
	3	FT2	II
	3	FC	II
	3	FTC	II
	6.1	T1	II, III

Tank code	Group of permitted substances		
	Class	Classification code	Packing group
L4BH (cont'd)	6.1	T2	II, III
	6.1	T3	II, III
	6.1	T4	II, III
	6.1	T5	II, III
	6.1	T6	II, III
	6.1	T7	II, III
	6.1	TF1	II
	6.1	TF2	II, III
	6.1	TF3	II
	6.1	TS	II
	6.1	TW1	II
	6.1	TW2	II
	6.1	TO1	II
	6.1	TO2	II
	6.1	TC1	II
	6.1	TC2	II
	6.1	TC3	II
	6.1	TC4	II
	6.1	TFC	II
	6.2	I4	
	9	M2	II
	and groups of permitted substances for tank codes LGAV, LGBV, LGBF, L1.5BN and L4BN		
L4DH	4.2	S1	II, III
	4.2	S3	II, III
	4.2	ST1	II, III
	4.2	ST3	II, III
	4.2	SC1	II, III
	4.2	SC3	II, III
	4.3	W1	II, III
	4.3	WF1	II, III
	4.3	WT1	II, III
	4.3	WC1	II, III
	8	CT1	II, III
	and groups of permitted substances for tank codes LGAV, LGBV, LGBF, L1.5BN, L4BN and L4BH		
L10BH	8	C1	I
	8	C3	I
	8	C4	I
	8	C5	I
	8	C7	I
	8	C8	I
	8	C9	I
	8	C10	I
	8	CF1	I
	8	CF2	I
	8	CS1	I
	8	CW1	I

Tank code	Group of permitted substances		
	Class	Classification code	Packing group
L10BH (cont'd)	8	CW2	I
	8	CO1	I
	8	CO2	I
	8	CT1	I
	8	CT2	I
	8	COT	I
	and groups of permitted substances for tank codes LGAV, LGBV, LGBF, L1.5BN, L4BN, and L4BH		
L10CH	3	FT1	I
	3	FT2	I
	3	FC	I
	3	FTC	I
	6.1 ^a	T1	I
	6.1 ^a	T2	I
	6.1 ^a	T3	I
	6.1 ^a	T4	I
	6.1 ^a	T5	I
	6.1 ^a	T6	I
	6.1 ^a	T7	I
	6.1 ^a	TF1	I
	6.1 ^a	TF2	I
	6.1 ^a	TF3	I
	6.1 ^a	TS	I
	6.1 ^a	TW1	I
	6.1 ^a	TO1	I
	6.1 ^a	TC1	I
	6.1 ^a	TC2	I
	6.1 ^a	TC3	I
	6.1 ^a	TC4	I
	6.1 ^a	TFC	I
	6.1 ^a	TFW	I
	and groups of permitted substances for tank codes LGAV, LGBV, LGBF, L1.5BN, L4BN, L4BH, and L10BH		
	^a Substances with an LC ₅₀ lower than or equal to 200 ml/m ³ and saturated vapour concentration greater than or equal to 500 LC ₅₀ shall be assigned to tank code L15CH.		
L10DH	4.3	W1	I
	4.3	WF1	I
	4.3	WT1	I
	4.3	WC1	I
	4.3	WFC	I
	5.1	OTC	I
	8	CT1	I
	and groups of permitted substances for tank codes LGAV, LGBV, LGBF, L1.5BN, L4BN, L4BH, L4DH, L10BH and L10CH		
L15CH	3	FT1	I
	6.1 ^b	T1	I
	6.1 ^b	T4	I

Tank code	Group of permitted substances		
	Class	Classification code	Packing group
L15CH (cont'd)	6.1 ^b	TF1	I
	6.1 ^b	TW1	I
	6.1 ^b	TO1	I
	6.1 ^b	TC1	I
	6.1 ^b	TC3	I
	6.1 ^b	TFC	I
	6.1 ^b	TFW	I
	and groups of permitted substances for tank codes LGAV, LGBV, LGBF, L1.5BN, L4BN, L4BH, L10BH and L10CH		
^b Substances with an LC ₅₀ lower than or equal to 200 ml/m ³ and saturated vapour concentration greater than or equal to 500 LC ₅₀ shall be assigned to this tank code.			
L21DH	4.2	S1	I
	4.2	S3	I
	4.2	SW	I
	4.2	ST3	I
	and groups of permitted substances for tank codes LGAV, LGBV, LGBF, L1.5BN, L4BN, L4BH, L4DH, L10BH, L10CH, L10DH and L15CH		
Solids			
SGAV	4.1	F1	III
	4.1	F3	III
	4.2	S2	II, III
	4.2	S4	III
	5.1	O2	II, III
	8	C2	II, III
	8	C4	III
	8	C6	III
	8	C8	III
	8	C10	II, III
	8	CT2	III
	9	M7	III
	9	M11	II, III
SGAN	4.1	F1	II
	4.1	F3	II
	4.1	FT1	II, III
	4.1	FT2	II, III
	4.1	FC1	II, III
	4.1	FC2	II, III
	4.2	S2	II
	4.2	S4	II, III
	4.2	ST2	II, III
	4.2	ST4	II, III
	4.2	SC2	II, III
	4.2	SC4	II, III
	4.3	W2	II, III
	4.3	WF2	II
	4.3	WS	II, III

Tank code	Group of permitted substances		
	Class	Classification code	Packing group
SGAN (cont'd)	4.3	WT2	II, III
	4.3	WC2	II, III
	5.1	O2	II, III
	5.1	OT2	II, III
	5.1	OC2	II, III
	8	C2	II
	8	C4	II
	8	C6	II
	8	C8	II
	8	C10	II
	8	CF2	II
	8	CS2	II
	8	CW2	II
	8	CO2	II
	8	CT2	II
	9	M3	III
	and groups of permitted substances for tank codes SGAV		
SGAH	6.1	T2	II, III
	6.1	T3	II, III
	6.1	T5	II, III
	6.1	T7	II, III
	6.1	T9	II
	6.1	TF3	II
	6.1	TS	II
	6.1	TW2	II
	6.1	TO2	II
	6.1	TC2	II
	6.1	TC4	II
	9	M1	II, III
	and groups of permitted substances for tanks codes SGAV and SGAN		
S4AH	9	M2	II
	and groups of permitted substances for tanks codes SGAV, SGAN and SGAH		
S10AN	8	C2	I
	8	C4	I
	8	C6	I
	8	C8	I
	8	C10	I
	8	CF2	I
	8	CS2	I
	8	CW2	I
	8	CO2	I
	8	CT2	I
	and groups of permitted substances for tank codes SGAV and SGAN		
S10AH	6.1	T2	I
	6.1	T3	I
	6.1	T5	I

Tank code	Group of permitted substances		
	Class	Classification code	Packing group
S10AH (cont'd)	6.1	T7	I
	6.1	TS	I
	6.1	TW2	I
	6.1	TO2	I
	6.1	TC2	I
	6.1	TC4	I
	and groups of permitted substances for tank codes SGAV, SGAN, SGAH and S10AN		

Hierarchy of tanks

Tanks with tank codes different from those indicated in this table or in Table A of Chapter 3.2 may also be used provided that any element (number or letter) of parts 1 to 4 of these tank codes correspond to a level of safety at least equivalent to the corresponding element of the tank code indicated in Table A of Chapter 3.2, according to the following increasing order:

Part 1: Types of tanks

S → L

Part 2: Calculation pressure

G → 1.5 → 2.65 → 4 → 10 → 15 → 21 bar

Part 3: Openings

A → B → C → D

Part 4: Safety valves/devices

V → F → N → H.

For example:

- A tank with the tank code L10CN is authorized for the carriage of a substance to which the tank code L4BN has been assigned;
- A tank with the tank code L4BN is authorized for the carriage of a substance to which the tank code SGAN has been assigned.

NOTE: The hierarchy does not take account of any special provisions for each entry (see 4.3.5 and 6.8.4).

4.3.4.1.3

The following substances and groups of substances in respect of which a "(+)" is given after the tank code in Column (12) of Table A in Chapter 3.2 are subject to special provisions. In that case the alternate use of the tanks for other substances and groups of substances is permitted only where this is specified in the certificate of type approval. Higher value tanks according to the provisions at the end of the table in 4.3.4.1.2 may be used with due regard to the special provisions indicated in Column (13) of Table A in Chapter 3.2.

The requirements for these tanks are given by the following tank codes supplemented by the relevant special provisions indicated in column (13) of table A in Chapter 3.2.

Class	UN No.	Name and description	Tank code
4.1	2448	Sulphur, molten	LGBV
	3531	Polymerizing substance, solid, stabilized, n.o.s.	SGAN
	3532	Polymerizing substance, liquid, stabilized, n.o.s.	L4BN
4.2	1381	Phosphorus, white or yellow, dry, under water or in solution	L10DH
	2447	Phosphorus, white, molten	
4.3	1389	Alkali metal amalgam, liquid	L10BN
	1391	Alkali metal dispersion or Alkaline earth metal dispersion	
	1392	Alkaline earth metal amalgam, liquid	
	1415	Lithium	
	1420	Potassium metal alloys, liquid	
	1421	Alkali metal alloy, liquid, n.o.s.	
	1422	Potassium sodium alloys, liquid	
	1428	Sodium	
	2257	Potassium	
	3401	Alkali metal amalgam, solid	
	3402	Alkaline earth metal amalgam, solid	
	3403	Potassium metal alloys, solid	
	3404	Potassium sodium alloys, solid	
	3482	Alkali metal dispersion, flammable or Alkaline earth metal dispersion, flammable	
	1407	Caesium	L10CH
	1423	Rubidium	
	1402	Calcium carbide, packing group I	S2.65AN
5.1	1873	Perchloric acid with more than 50% but not more than 72% acid, by mass	L4DN
	2015	Hydrogen peroxide, aqueous solution, stabilized with more than 70% hydrogen peroxide	L4DV
	2014	Hydrogen peroxide, aqueous solution with not less than 20% but not more than 60% hydrogen peroxide	L4BV
	2015	Hydrogen peroxide, aqueous solution, stabilized with more than 60% hydrogen peroxide and not more than 70% hydrogen peroxide	
	2426	Ammonium nitrate, liquid, hot concentrated solution with more than 80% but not more than 93%	
	3149	Hydrogen peroxide and peroxyacetic acid mixture, stabilized	
	3375	Ammonium nitrate emulsion, suspension or gel, intermediate for blasting explosives, liquid	LGAV
	3375	Ammonium nitrate emulsion, suspension or gel, intermediate for blasting explosives, solid	SGAV
5.2	3109	Organic peroxide, type F, liquid	L4BN
	3110	Organic peroxide, type F, solid	S4AN
6.1	1613	Hydrogen cyanide, aqueous solution	L15DH
	3294	Hydrogen cyanide solution in alcohol	
7 ^a		All substances	Special tanks
		Minimum requirement for liquids	L2.65CN
		Minimum requirement for solids	S2.65AN
8	1052	Hydrogen fluoride, anhydrous	L21DH
	1744	Bromine or bromine solution	
	1790	Hydrofluoric acid, solution, with more than 85% hydrofluoric acid	
	1791	Hypochlorite solution	L4BV
	1908	Chlorite solution	

^a Notwithstanding the general requirements of this paragraph, tanks used for radioactive material may also be used for the carriage of other goods provided the requirements of 5.1.3.2 are complied with.

4.3.4.1.4	(Reserved)	Tank-containers or tank swap bodies intended for the carriage of liquid waste, which are in accordance with the requirements of Chapter 6.10 and are fitted with two closures in accordance with 6.10.3.2, shall be assigned to tank code L4AH. If the tanks in question are equipped for the carriage of liquids and solids alternatively, they shall be assigned to combined codes L4AH and S4AH.
4.3.4.2	General provisions	
4.3.4.2.1	Where hot substances are loaded, the temperature of the outer surface of the tank or of the thermal insulation shall not exceed 70 °C during carriage.	
4.3.4.2.2	The connecting pipes between the shells of several independent but interconnected tank-wagons (complete train, for example) shall be empty during carriage.	(Reserved)
4.3.4.2.3	When shells approved for liquefied gases of Class 2 are also approved for liquids of other classes, the orange band in accordance with 5.3.5 shall be covered or made unrecognisable by other means so that it is not visible during the carriage of these liquids. During the carriage of these liquids, the particulars according to 6.8.3.5.6 (b) or (c) shall no longer be visible on the two sides of the tank-wagon or on the panels.	(Reserved)
4.3.5	Special provisions	
	When they are shown under an entry in Column (13) of Table of A in Chapter 3.2, the following special provisions apply:	
TU 1	The tanks shall not be handed over for carriage until the substance has solidified completely and been covered by an inert gas. Uncleaned empty tanks which have contained these substances shall be filled with an inert gas.	
TU 2	The substance shall be covered by an inert gas. Uncleaned empty tanks which have contained these substances shall be filled with an inert gas.	
TU 3	The inside of the shell and all parts liable to come into contact with the substance shall be kept clean. No lubricant capable of combining dangerously with the substance shall be used for pumps, valves or other devices.	
TU 4	During carriage, these substances shall be under a layer of inert gas, the gauge pressure of which shall not be less than 50 kPa (0.5 bar). Uncleaned empty tanks which have contained these substances shall when handed over for carriage be filled with an inert gas at a gauge pressure of at least 50 kPa (0.5 bar).	
TU 5	(Reserved)	
TU 6	Not authorized for carriage in tanks, battery-wagons and MEGCs when having a LC ₅₀ lower than 200 ppm.	
TU 7	The materials used to ensure leakproofness of the joints or for the maintenance of the closures shall be compatible with the contents.	
TU 8	An aluminium-alloy tank shall not be used for carriage unless the tank is reserved solely for such carriage and the acetaldehyde is free from acid.	
TU 9	UN No.1203 PETROL (GASOLINE) with a vapour pressure at 50 °C of more than 110 kPa (1.1 bar) but not above 150 kPa (1.5 bar) may also be carried in tanks designed according to 6.8.2.1.14 (a) and having equipment conforming to 6.8.2.2.6.	
TU 10	(Reserved)	

- TU 11** During filling, the temperature of this substance shall not exceed 60 °C. A maximum filling temperature of 80 °C is allowed provided that smoulder spots are prevented and that the following conditions are met. After filling, the tanks shall be pressurized (e.g. with compressed air) to check tightness. It shall be ensured that no depressurization takes place during carriage. Before discharge, it shall be checked if pressure in the tanks is still above atmospheric. If this is not the case, an inert gas shall be introduced into the tanks prior to discharge.
- TU 12** In the event of a change of use, shells and equipment shall be thoroughly cleansed of all residues before and after the carriage of this substance.
- TU 13** Tanks shall be free from impurities at the time of filling.
- Service equipment such as valves and external piping shall be emptied after filling or discharging.
- TU 14** The protective caps of closures shall be locked during carriage.
- TU 15** Tanks shall not be used for the carriage of foodstuffs, articles of consumption or animal feeds.
- TU 16** When handed over for carriage, uncleaned empty tanks shall be filled with a protective agent fulfilling one of the following measures:

Protective agent	Degree of filling of water	Additional requirements for carriage at low ambient temperatures
Nitrogen ^a	—	—
Water and nitrogen ^a	—	—
Water	not less than 96 % and not more than 98 %	The water shall contain sufficient anti-freeze agent to prevent it from freezing. The anti-freeze agent shall be free from corrosive action and not liable to react with the substance.

^a The tank shall be filled with nitrogen in such a way that, even after cooling, the pressure at no time falls below atmospheric pressure. The tank shall be closed in such a way that no leakage of gas occurs.

An additional entry shall be included in the transport document:

"TANK FILLED WITH _____⁵ IN ACCORDANCE WITH SPECIAL PROVISION TU 16."

- TU 17** Only to be carried in battery-wagons or MEGCs the elements of which are composed of receptacles.
- TU 18** The degree of filling shall remain below the level at which, if the contents were raised to a temperature at which the vapour pressure equalled the opening pressure of the safety valve, the volume of the liquid would reach 95% of the tank's capacity at that temperature. The provision in 4.3.2.3.4 shall not apply.
- TU 19** Tanks may be filled to 98% at the filling temperature and pressure. The provision in 4.3.2.3.4 shall not apply.
- TU 20** (Reserved)
- TU 21** The substance shall be protected by a protective agent in the following ways:

Protective agent	A layer of water in the tank	Degree of filling of the substance (including water if any) at a temperature of 60° C shall not exceed	Additional requirements for carriage at low ambient temperatures
Nitrogen ^a	—	96 %	—
Water and nitrogen ^a	—	98 %	The water shall contain sufficient anti-freeze agent to prevent it from freezing. The anti-freeze agent shall be free from corrosive action and not liable to react with the substance.
Water	not less than 12 cm	98 %	

⁵ Indicates the name(s) of the protective agent(s). Where the tank is filled with water, its mass shall be indicated in kg; in the case of nitrogen, its pressure shall be given in MPa or bar.

	a) The remaining space of the tank shall be filled with nitrogen in such a way that, even after cooling, the pressure at no time falls below atmospheric pressure. The tank shall be closed in such a way that no leakage of gas occurs.	
TU 22	Tanks shall be filled to not more than 90% of their capacity; for liquids, a space of 5% shall remain empty when the liquid is at an average temperature of 50 °C.	
TU 23	The degree of filling shall not exceed 0.93 kg per litre of capacity, if filling is by mass. If filling is by volume, the degree of filling shall not exceed 85%.	
TU 24	The degree of filling shall not exceed 0.95 kg per litre of capacity, if filling is by mass. If filling is by volume, the degree of filling shall not exceed 85%.	
TU 25	The degree of filling shall not exceed 1.14 kg per litre of capacity, if filling is by mass. If filling is by volume, the degree of filling shall not exceed 85%.	
TU 26	The degree of filling shall not exceed 85%.	
TU 27	Tanks shall not be filled to more than 98% of their capacity.	
TU 28	Tanks shall be filled to not more than 95% of their capacity at a reference temperature of 15 °C.	
TU 29	Tanks shall be filled to not more than 97% of their capacity and the maximum temperature after filling shall not exceed 140 °C.	
TU 30	Tanks shall be filled as set out in the test report for the type approval of the tank but shall be filled to not more than 90% of their capacity.	
TU 31	Tanks shall not be filled to more than 1 kg per litre of capacity.	
TU 32	Tanks shall not be filled to more than 88% of their capacity.	
TU 33	Tanks shall be filled to not less than 88% and not more than 92% of their capacity or to 2.86 kg per litre of capacity.	
TU 34	Tanks shall not be filled to more than 0.84 kg per litre of capacity.	
TU 35	Empty fixed tank-wagons, empty demountable tanks and empty tank-containers, uncleaned, which have contained these substances are not subject to the requirements of RID if adequate measures have been taken to nullify any hazard.	
TU 36	The degree of filling according to 4.3.2.2, at the reference temperature of 15 °C, shall not exceed 93% of the capacity.	
TU 37	Carriage in tanks is limited to substances containing pathogens which are unlikely to be a serious hazard, and for which, while capable of causing serious infection on exposure, effective treatment and preventive measures are available and the risk of spread of infection is limited (i.e. moderate individual risk and low community risk).	
TU 38	<p>Procedure following activation of energy absorption elements</p> <p>When energy absorption elements have undergone plastic deformation in accordance with 6.8.4, special provision TE 22, the tank-wagon or battery-wagon shall, after undergoing an inspection, be removed to a repair workshop immediately.</p> <p>If the loaded tank-wagon or loaded battery-wagon is capable of absorbing the shocks of a collision that might occur in normal conditions of rail transport, e.g. after the energy absorption buffers fitted have been replaced with normal buffers or after the damaged energy absorption elements have been temporarily blocked off, the tank-wagon or battery wagon may, after undergoing an inspection, be moved for the purpose of emptying and finally to a repair workshop.</p> <p>The information that the energy absorption elements are not working shall be made available with the tank-wagon or battery-wagon.</p>	(Reserved)

- TU 39** The suitability of the substance for carriage in tanks shall be demonstrated. The method to evaluate this suitability shall be approved by the competent authority. One method is test 8(d) in Test Series 8 (see Manual of Tests and Criteria, Part 1, sub-section 18.7).
- Substances shall not be allowed to remain in the tank for any period that could result in caking. Appropriate measures shall be taken to avoid accumulation and packing of substances in the tank (e.g. cleaning etc.).
- TU 40** Only to be carried in battery-wagons or MEGCs, the elements of which are composed of seamless receptacles.
- TU 41** (Reserved)
- TU 42** Tanks with a shell constructed of aluminium alloy, including those with a protective lining, shall only be used if the pH value of the substance is not less than 5.0 and not more than 8.0.
- TU 43** An empty uncleaned tank may be offered for carriage after the date of expiry of the last inspection of the lining for a period not to exceed three months beyond this date for the purposes of performing the next inspection of the lining prior to refilling (see special provision TT 2 in 6.8.4 (d)).

Chapter 4.4 Use of tank-containers including tank swap bodies with shells made of fibre-reinforced plastics (FRP)

NOTE: For portable tanks and UN multiple-element gas containers (MEGCs), see Chapter 4.2; for tank-wagons, demountable tanks, tank-containers and tank swap bodies, with shells made of metallic materials, and battery-wagons and multiple elements gas containers (MEGCs) other than UN MEGCs, see Chapter 4.3; for vacuum-operated waste tanks, see Chapter 4.5.

4.4.1 General

The carriage of dangerous substances in fibre-reinforced plastics (FRP) tank-containers, including tank swap bodies, is permitted only when the following conditions are met:

- (a) The substance is classified in Class 3, 5.1, 6.1, 6.2, 8 or 9;
- (b) The maximum vapour pressure (absolute pressure) at 50 °C of the substance does not exceed 110 kPa (1.1 bar);
- (c) The carriage of the substance in metallic tanks is authorized according to 4.3.2.1.1;
- (d) The calculation pressure specified for that substance in part 2 of the tank code given in Column (12) of Table A in Chapter 3.2 does not exceed 4 bar (see also 4.3.4.1.1) and,
- (e) The tank-container, including tank swap bodies, complies with the provisions of Chapter 6.9 applicable for the carriage of the substance.

4.4.2 Operation

- 4.4.2.1** The provisions of 4.3.2.1.5 to 4.3.2.2.4, 4.3.2.3.3 to 4.3.2.3.6, 4.3.2.4.1, 4.3.2.4.2, 4.3.4.1 and 4.3.4.2 shall apply.
- 4.4.2.2** The temperature of the substance carried shall not exceed, at the time of filling, the maximum service temperature indicated on the tank plate referred to in 6.9.6.
- 4.4.2.3** When applicable to carriage in metallic tanks, the special provisions (TU) of 4.3.5 shall also apply, as indicated in Column (13) of Table A in Chapter 3.2.

Chapter 4.5 Use of vacuum-operated waste tanks

NOTE: For portable tanks and UN multiple elements gas containers (MEGCs), see Chapter 4.2; for tank-wagons, demountable tanks, tank-containers and tank swap bodies, with shells made of metallic materials, and battery-wagons and multiple elements gas containers (MEGCs) other than UN MEGCs, see Chapter 4.3; for fibre reinforced plastics tank-containers, see Chapter 4.4.

4.5.1 Use

4.5.1.1 Wastes consisting of substances in Classes 3, 4.1, 5.1, 6.1, 6.2, 8 and 9 may be carried in vacuum-operated waste tanks conforming to Chapter 6.10 if their carriage in tank-containers or tank swap bodies is permitted according to Chapter 4.3.

Wastes consisting of substances assigned to tank code L4BH in Column (12) of Table A of Chapter 3.2 or to another tank code permitted under the hierarchy in 4.3.4.1.2 may be carried in vacuum-operated waste tanks with the letter "A" or "B" in part 3 of the tank code.

4.5.1.2 Non waste substances may be carried in vacuum-operated waste tanks under the same conditions as mentioned under 4.5.1.1.

4.5.2 Operation

4.5.2.1 The requirements of Chapter 4.3 except those of 4.3.2.2.4 and 4.3.2.3.3 apply to the carriage in vacuum-operated waste tanks and are supplemented by the requirements of 4.5.2.2 to 4.5.2.6 below.

4.5.2.2 For carriage of liquids meeting the flash point criteria of Class 3, vacuum-operated waste tanks shall be filled through filling devices which discharge into the tank at a low level. Measures shall be taken to minimize the production of spray.

4.5.2.3 When discharging flammable liquids with a flash-point below 23 °C by using air pressure, the maximum working pressure shall be 100 kPa (1 bar).

4.5.2.4 The use of tanks fitted with an internal piston operating as a compartment wall is allowed only when the substances on either side of the wall (piston) do not react dangerously with each other (see 4.3.2.3.6).

4.5.2.5 It shall be ensured that the stationary position of an existing suction boom does not change during normal conditions of transport.

4.5.2.6 When a vacuum pump/exhauster unit which may provide a source of ignition is used to fill or discharge flammable liquids, precautions shall be taken to avoid ignition of the substance or to avoid the propagation of the effects of the ignition outside the tank itself.

Part 5 Consignment procedures

Chapter 5.1 General provisions

5.1.1 Application and general provisions

This Part sets forth the provisions for dangerous goods consignments relative to marking, labelling, and documentation, and, where appropriate, authorization of consignments and advance notifications.

5.1.2 Use of overpacks

- 5.1.2.1** (a) Unless marks and labels required in Chapter 5.2, except 5.2.1.3 to 5.2.1.6, 5.2.1.7.2 to 5.2.1.7.8 and 5.2.1.10, representative of all dangerous goods in the overpack are visible, the overpack shall be:
- (i) marked with the word "OVERPACK". The lettering of the "OVERPACK" mark shall be at least 12 mm high. The mark shall be in an official language of the country of origin and also, if that language is not English, French or German, in English, French or German, unless agreements, if any, concluded between the countries concerned in the transport operation provide otherwise; and
 - (ii) labelled and marked with the UN number and other marks, as required for packages in Chapter 5.2 except 5.2.1.3 to 5.2.1.6, 5.2.1.7.2 to 5.2.1.7.8 and 5.2.1.10, for each item of dangerous goods contained in the overpack. Each applicable mark or label only needs to be applied once.

Labelling of overpacks containing radioactive material shall be in accordance with 5.2.2.1.11.

- (b) Orientation arrows illustrated in 5.2.1.10 shall be displayed on two opposite sides of overpacks containing packages which shall be marked in accordance with 5.2.1.10.1, unless the marks remains visible.

5.1.2.2 Each package of dangerous goods contained in an overpack shall comply with all applicable provisions of RID. The intended function of each package shall not be impaired by the overpack.

5.1.2.3 Each package bearing package orientation marks as prescribed in 5.2.1.10 and which is overpacked or placed in a large packaging shall be oriented in accordance with such marks.

5.1.2.4 The prohibitions on mixed loading also apply to these overpacks.

5.1.3 Empty uncleaned packagings (including IBCs and large packagings), tanks, wagons and containers for carriage in bulk

5.1.3.1 Empty uncleaned packagings (including IBCs and large packagings), tanks (including tank-wagons, battery-wagons, demountable tanks, portable tanks, tank-containers, MEGCs), wagons and containers for carriage in bulk having contained dangerous goods of the different classes other than Class 7, shall be marked and labelled as if they were full.

NOTE: For documentation, see Chapter 5.4.

5.1.3.2 Containers, tanks, IBCs, as well as other packagings and overpacks, used for the carriage of radioactive material shall not be used for the storage or carriage of other goods unless decontaminated below the level of 0.4 Bq/cm² for beta and gamma emitters and low toxicity alpha emitters and 0.04 Bq/cm² for all other alpha emitters.

5.1.4 Mixed packing

When two or more dangerous goods are packed within the same outer packaging, the package shall be labelled and marked as required for each substance or article. If the same label is required for different goods, it only needs to be applied once.

5.1.5 General provisions for Class 7

5.1.5.1 Approval of shipments and notification

5.1.5.1.1 General

In addition to the approval of package designs described in Chapter 6.4, multilateral shipment approval is also required in certain circumstances (5.1.5.1.2 and 5.1.5.1.3). In some circumstances it is also necessary to notify competent authorities of a shipment (5.1.5.1.4).

5.1.5.1.2 Shipment approvals

Multilateral approval shall be required for:

- (a) the shipment of Type B(M) packages not conforming with the requirements of 6.4.7.5 or designed to allow controlled intermittent venting;
- (b) the shipment of Type B(M) packages containing radioactive material with an activity greater than 3000 A₁ or 3000 A₂, as appropriate, or 1000 TBq, whichever is the lower;
- (c) the shipment of packages containing fissile materials if the sum of the criticality safety indexes of the packages in a single wagon or container exceeds 50;

except that a competent authority may authorize carriage into or through its country without shipment approval, by a specific provision in its design approval (see 5.1.5.2.1).

5.1.5.1.3 Shipment approval by special arrangement

Provisions may be approved by a competent authority under which a consignment, which does not satisfy all of the applicable requirements of RID may be carried under special arrangement (see 1.7.4).

5.1.5.1.4 Notifications

Notification to competent authorities is required as follows:

- (a) Before the first shipment of any package requiring competent authority approval, the consignor shall ensure that copies of each applicable competent authority certificate applying to that package design have been submitted to the competent authority of the country of origin of the shipment and to the competent authority of each country through or into which the consignment is to be carried. The consignor is not required to await an acknowledgement from the competent authority, nor is the competent authority required to make such acknowledgement of receipt of the certificate;
- (b) For each of the following types of shipments:
 - (i) Type C packages containing radioactive material with an activity greater than 3000 A₁ or 3000 A₂, as appropriate, or 1000 TBq, whichever is the lower;
 - (ii) Type B(U) packages containing radioactive material with an activity greater than 3000 A₁ or 3000 A₂, as appropriate, or 1000 TBq, whichever is the lower;
 - (iii) Type B(M) packages;
 - (iv) Shipment under special arrangement;

The consignor shall notify the competent authority of the country of origin of the shipment and the competent authority of each country through or into which the consignment is to be carried. This notification shall be in the hands of each competent authority prior to the commencement of the shipment, and preferably at least 7 days in advance;
- (c) The consignor is not required to send a separate notification if the required information has been included in the application for approval of shipment (see 6.4.23.2);
- (d) The consignment notification shall include:
 - (i) sufficient information to enable the identification of the package or packages including all applicable certificate numbers and identification marks;
 - (ii) information on the date of shipment, the expected date of arrival and proposed routing;
 - (iii) the name(s) of the radioactive material(s) or nuclide(s);
 - (iv) descriptions of the physical and chemical forms of the radioactive material, or whether it is special form radioactive material or low dispersible radioactive material; and
 - (v) the maximum activity of the radioactive contents during carriage expressed in becquerels (Bq) with an appropriate SI prefix symbol (see 1.2.2.1). For fissile material, the mass of fissile material (or of each fissile nuclide for mixtures when appropriate) in grams (g), or multiples thereof, may be used in place of activity.

5.1.5.2 Certificates issued by the competent authority

5.1.5.2.1 Certificates issued by the competent authority are required for the following:

- (a) Designs for:
 - (i) special form radioactive material;
 - (ii) low dispersible radioactive material;
 - (iii) fissile material excepted under 2.2.7.2.3.5 (f);
 - (iv) packages containing 0.1 kg or more of uranium hexafluoride;
 - (v) packages containing fissile material unless excepted by 2.2.7.2.3.5, 6.4.11.2 or 6.4.11.3;
 - (vi) Type B(U) packages and Type B(M) packages;
 - (vii) Type C packages;
- (b) Special arrangements;
- (c) Certain shipments (see 5.1.5.1.2);
- (d) Determination of the basic radionuclide values referred to in 2.2.7.2.2.1 for individual radionuclides which are not listed in Table 2.2.7.2.2.1 (see 2.2.7.2.2.2 (a));
- (e) Alternative activity limits for an exempt consignment of instruments or articles (see 2.2.7.2.2.2 (b)).

The certificates shall confirm that the applicable requirements are met, and for design approvals shall attribute to the design an identification mark.

The certificates of approval for the package design and the shipment may be combined into a single certificate.

Certificates and applications for these certificates shall be in accordance with the requirements in 6.4.23.

5.1.5.2.2 The consignor shall be in possession of a copy of each applicable certificate.

5.1.5.2.3 For package designs where it is not required that a competent authority issue a certificate of approval, the consignor shall, on request, make available for inspection by the competent authority, documentary evidence of the compliance of the package design with all the applicable requirements.

5.1.5.3 Determination of transport index (TI) and criticality safety index (CSI)

5.1.5.3.1 The transport index (TI) for a package, overpack or container, or for unpackaged LSA-I or SCO-I, shall be the number derived in accordance with the following procedure:

(a) Determine the maximum radiation level in units of millisieverts per hour (mSv/h) at a distance of 1 m from the external surfaces of the package, overpack, container, or unpackaged LSA-I and SCO-I. The value determined shall be multiplied by 100 and the resulting number is the transport index.

For uranium and thorium ores and their concentrates, the maximum radiation level at any point 1 m from the external surface of the load may be taken as:

0.4 mSv/h for ores and physical concentrates of uranium and thorium;

0.3 mSv/h for chemical concentrates of thorium;

0.02 mSv/h for chemical concentrates of uranium, other than uranium hexafluoride;

(b) For tanks, containers and unpackaged LSA-I and SCO-I, the value determined in step (a) above shall be multiplied by the appropriate factor from Table 5.1.5.3.1;

(c) The value obtained in steps (a) and (b) above shall be rounded up to the first decimal place (e.g. 1.13 becomes 1.2), except that a value of 0.05 or less may be considered as zero.

Table 5.1.5.3.1: Multiplication factors for tanks, containers and unpackaged LSA-I and SCO-I

Size of load ^(a)	Multiplication factor
size of load $\leq 1 \text{ m}^2$	1
$1 \text{ m}^2 < \text{size of load} \leq 5 \text{ m}^2$	2
$5 \text{ m}^2 < \text{size of load} \leq 20 \text{ m}^2$	3
$20 \text{ m}^2 < \text{size of load}$	10

(a) Largest cross-sectional area of the load being measured.

5.1.5.3.2 The transport index for each overpack, container or wagon shall be determined as either the sum of the TIs of all the packages contained, or by direct measurement of radiation level, except in the case of non-rigid overpacks for which the transport index shall be determined only as the sum of the TIs of all the packages.

5.1.5.3.3 The criticality safety index for each overpack or container shall be determined as the sum of the CSIs of all the packages contained. The same procedure shall be followed for determining the total sum of the CSIs in a consignment or aboard a wagon.

5.1.5.3.4 Packages, overpacks and containers shall be assigned to either category I-WHITE, II-YELLOW or III-YELLOW in accordance with the conditions specified in Table 5.1.5.3.4 and with the following requirements:

(a) For a package, overpack or container, both the transport index and the surface radiation level conditions shall be taken into account in determining which is the appropriate category. Where the transport index satisfies the condition for one category but the surface radiation level satisfies the condition for a different category, the package, overpack or container shall be assigned to the higher category. For this purpose, category I-WHITE shall be regarded as the lowest category;

(b) The transport index shall be determined following the procedures specified in 5.1.5.3.1 and 5.1.5.3.2;

(c) If the surface radiation level is greater than 2 mSv/h, the package or overpack shall be carried under exclusive use and under the provisions of 7.5.11, CW 33 (3.5) (a);

(d) A package carried under a special arrangement shall be assigned to category III-YELLOW except under the provisions of 5.1.5.3.5;

(e) An overpack or container which contains packages carried under special arrangement shall be assigned to category III-YELLOW except under the provisions of 5.1.5.3.5.

Table 5.1.5.3.4: Categories of packages, overpacks and containers

Conditions		Category
Transport index (TI)	Maximum radiation level at any point on external surface	
0 ^(a)	Not more than 0.005 mSv/h	I-WHITE
More than 0 but not more than 1 ^(a)	More than 0.005 mSv/h but not more than 0.5 mSv/h	II-YELLOW
More than 1 but not more than 10	More than 0.5 mSv/h but not more than 2 mSv/h	III-YELLOW
More than 10	More than 2 mSv/h but not more than 10 mSv/h	III- YELLOW ^(b)

(a) If the measured TI is not greater than 0.05, the value quoted may be zero in accordance with 5.1.5.3.1 (c).

(b) Shall also be carried under exclusive use except for containers (see Table D in 7.5.11 CW 33 (3.3)).

5.1.5.3.5 In all cases of international carriage of packages requiring competent authority approval of design or shipment, for which different approval types apply in the different countries concerned by the shipment, the categorization shall be in accordance with the certificate of the country of origin of design.

5.1.5.4 Specific provisions for excepted packages of radioactive material of Class 7

5.1.5.4.1 Excepted packages of radioactive material of Class 7 shall be legibly and durably marked on the outside of the packaging with:

- (a) The UN number preceded by the letters "UN";
- (b) An identification of either the consignor or consignee, or both; and
- (c) The permissible gross mass if this exceeds 50 kg.

5.1.5.4.2 The documentation requirements of Chapter 5.4 do not apply to excepted packages of radioactive material of Class 7, except that:

- (a) The UN number preceded by the letters "UN" and the name and address of the consignor and the consignee and, if relevant, the identification mark for each competent authority certificate of approval (see 5.4.1.2.5.1 (g)) shall be shown on a transport document such as a bill of lading, air waybill or CIM or CMR consignment note;
- (b) If relevant, the requirements of 5.4.1.2.5.1 (g), 5.4.1.2.5.3 and 5.4.1.2.5.4 shall apply;
- (c) The requirements of 5.4.2 and 5.4.4 shall apply.

5.1.5.4.3 The requirements of 5.2.1.7.8 and 5.2.2.1.11.5 shall apply if relevant.

5.1.5.5 Summary of approval and prior notification requirements

NOTE 1: Before first shipment of any package requiring competent authority approval of the design, the consignor shall ensure that a copy of the approval certificate for that design has been submitted to the competent authority of each country en route (see 5.1.5.1.4 (a)).

2: Notification required if contents exceed $3 \times 10^3 A_1$, or $3 \times 10^3 A_2$, or 1000 TBq; (see 5.1.5.1.4 (b)).

3: Multilateral approval of shipment required if contents exceed $3 \times 10^3 A_1$, or $3 \times 10^3 A_2$, or 1000 TBq, or if controlled intermittent venting is allowed (see 5.1.5.1).

4: See approval and prior notification provisions for the applicable package for carrying this material.

Subject	UN Number	Competent authority approval required		Consignor required to notify the competent authorities of the country of origin and of the countries en route ^(a) before each shipment	Reference
		Country of origin	Countries en route ^(a)		
Calculation of unlisted A ₁ and A ₂ values	–	Yes	Yes	No	2.2.7.2.2.2 (a), 5.1.5.2.1 (d)
Excepted packages – package design – shipment	2908, 2909, 2910, 2911	No No	No No	No No	–
LSA material ^(b) and SCO ^(b) /Industrial packages types 1, 2 or 3, non fissile and fissile excepted – package design – shipment	2912, 2913, 3321, 3322	No No	No No	No No	–
Type A packages ^(b) , non fissile and fissile excepted – package design – shipment	2915, 3332	No No	No No	No No	–
Type B(U) packages ^(b) non fissile and fissile excepted – package design – shipment	2916	Yes No	No No	See Note 1 See Note 2	5.1.5.1.4 (b), 5.1.5.2.1 (a), 6.4.22.2
Type B(M) packages ^(b) , non fissile and fissile excepted – package design – shipment	2917	Yes See Note 3	Yes See Note 3	No Yes	5.1.5.1.4 (b), 5.1.5.2.1 (a), 5.1.5.1.2, 6.4.22.3
Type C packages ^(b) , non fissile and fissile excepted – package design – shipment	3323	Yes No	No No	See Note 1 See Note 2	5.1.5.1.4 (b), 5.1.5.2.1 (a), 6.4.22.2
Packages for fissile material – package design – shipment: sum of criticality safety indexes not more than 50 sum of criticality safety indexes greater than 50	2977, 3324, 3325, 3326, 3327, 3328, 3329, 3330, 3331, 3333	Yes ^(c) No ^(d) Yes	Yes ^(c) No ^(d) Yes	No See Note 2 See Note 2	5.1.5.2.1 (a), 5.1.5.1.2, 6.4.22.4
Special form radioactive material – design – shipment	– See Note 4	Yes See Note 4	No See Note 4	No See Note 4	1.6.6.4, 5.1.5.2.1 (a), 6.4.22.5
Low dispersible radioactive material – design – shipment	– See Note 4	Yes See Note 4	No See Note 4	No See Note 4	5.1.5.2.1 (a), 6.4.22.5
Packages containing 0.1 kg or more of uranium hexafluoride – design – shipment	– See Note 4	Yes See Note 4	No See Note 4	No See Note 4	5.1.5.2.1 (a), 6.4.22.1
Special Arrangement – shipment	2919, 3331	Yes	Yes	Yes	1.7.4.2, 5.1.5.2.1 (b), 5.1.5.1.4 (b)

Subject	UN Number	Competent authority approval required		Consignor required to notify the competent authorities of the country of origin and of the countries en route ^(a) before each shipment	Reference
		Country of origin	Countries en route ^(a)		
Approved packages designs subjected to transitional measures		See 1.6.6	See 1.6.6	See Note 1	1.6.6.2, 5.1.5.1.4 (b), 5.1.5.2.1 (a), 5.1.5.1.2, 6.4.22.9
Alternative activity limits for an exempt consignment of instruments or articles	–	Yes	Yes	No	5.1.5.2.1 (e), 6.4.22.7
Fissile material excepted in accordance with 2.2.7.2.3.5 (f)	–	Yes	Yes	No	5.1.5.2.1 (a) (iii), 6.4.22.6

- (a) Countries from, through or into which the consignment is carried.
- (b) If the radioactive contents are fissile material which is not excepted from the provisions for packages containing fissile material, then the provisions for fissile material packages apply (see 6.4.11).
- (c) Designs of packages for fissile material may also require approval in respect of one of the other items in the table.
- (d) Shipments may, however, require approval in respect of one of the other items in the table.

Chapter 5.2 Marking and labelling

5.2.1 Marking of packages

NOTE 1: For marks related to the construction, testing and approval of packagings, large packagings, pressure receptacles and IBCs, see Part 6.

2: In accordance with the GHS, a GHS pictogram not required by RID should only appear in carriage as part of a complete GHS label and not independently (see GHS 1.4.10.4.4).

5.2.1.1 Unless provided otherwise in RID, the UN number corresponding to the dangerous goods contained, preceded by the letters "UN" shall be clearly and durably marked on each package. The UN number and the letters "UN" shall be at least 12 mm high, except for packages of 30 litres capacity or less or of 30 kg maximum net mass and for cylinders of 60 litres water capacity or less, when they shall be at least 6 mm in height and except for packages of 5 litres or 5 kg or less when they shall be of an appropriate size. In the case of unpackaged articles the mark shall be displayed on the article, on its cradle or on its handling, storage or launching device.

5.2.1.2 All package marks required by this Chapter:

(a) shall be readily visible and legible;

(b) shall be able to withstand open weather exposure without a substantial reduction in effectiveness.

5.2.1.3 Salvage packagings including large salvage packagings and salvage pressure receptacles shall additionally be marked with the word "SALVAGE". The lettering of the "SALVAGE" mark shall be at least 12 mm high.

5.2.1.4 Intermediate bulk containers of more than 450 litres capacity and large packagings shall be marked on two opposite sides.

5.2.1.5 Additional provisions for goods of Class 1

For goods of Class 1, packages shall, in addition, bear the proper shipping name as determined in accordance with 3.1.2. The mark, which shall be clearly legible and indelible, shall be in one or more languages, one of which shall be French, German or English, unless any agreements concluded between the countries concerned in the transport operation provide otherwise.

For military consignments within the meaning of 1.5.2 carried as a full load, packages may be marked with the descriptions prescribed by the competent military authority instead of the proper shipping name.

5.2.1.6 Additional provisions for goods of Class 2

Refillable receptacles shall bear the following particulars in clearly legible and durable characters:

(a) the UN number and the proper shipping name of the gas or mixture of gases, as determined in accordance with 3.1.2.

In the case of gases classified under an N.O.S. entry, only the technical name¹ of the gas has to be indicated in addition to the UN number.

In the case of mixtures, not more than the two constituents which most predominantly contribute to the hazards have to be indicated;

(b) for compressed gases filled by mass and for liquefied gases, either the maximum filling mass and the tare of the receptacle with fittings and accessories as fitted at the time of filling, or the gross mass;

(c) the date (year) of the next periodic inspection.

These particulars can either be engraved or indicated on a durable information disk or label attached on the receptacle or indicated by an adherent and clearly visible mark such as by printing or by any equivalent process.

NOTE 1: See also 6.2.2.7.

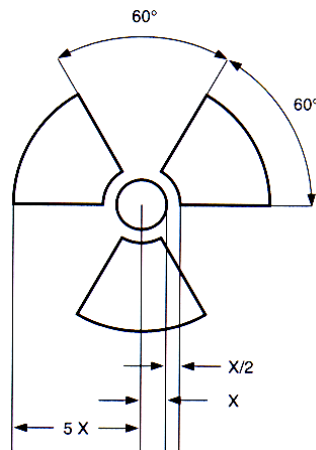
2: For non refillable receptacles, see 6.2.2.8.

¹ Instead of the technical name the use of one of the following names is permitted:

- For UN No. 1078 refrigerant gas, n.o.s.: mixture F1, mixture F2, mixture F3;
- For UN No. 1060 methylacetylene and propadiene mixtures, stabilized: mixture P1, mixture P2;
- For UN No. 1965 hydrocarbon gas mixture, liquefied, n.o.s.: mixture A or butane, mixture A01 or butane, mixture A02 or butane, mixture A0 or butane, mixture A1, mixture B1, mixture B2, mixture B, mixture C or propane;
- For UN No. 1010 Butadienes, stabilized: 1,2-Butadiene, stabilized, 1,3-Butadiene, stabilized.

5.2.1.7 Special marking provisions for radioactive material

- 5.2.1.7.1** Each package shall be legibly and durably marked on the outside of the packaging with an identification of either the consignor or consignee, or both. Each overpack shall be legibly and durably marked on the outside of the overpack with an identification of either the consignor or consignee, or both unless these marks of all packages within the overpack are clearly visible.
- 5.2.1.7.2** For each package, other than excepted packages, the UN number preceded by the letters "UN" and the proper shipping name shall be legibly and durably marked on the outside of the packaging. The marking of excepted packages shall be as required by 5.1.5.4.1.
- 5.2.1.7.3** Each package of gross mass exceeding 50 kg shall have its permissible gross mass legibly and durably marked on the outside of the packaging.
- 5.2.1.7.4** Each package which conforms to:
- (a) a Type IP-1 package, a Type IP-2 package or a Type IP-3 package design shall be legibly and durably marked on the outside of the packaging with "TYPE IP-1", "TYPE IP-2" or "TYPE IP-3" as appropriate;
 - (b) a Type A package design shall be legibly and durably marked on the outside of the packaging with "TYPE A";
 - (c) a Type IP-2 package, a Type IP-3 package or a Type A package design shall be legibly and durably marked on the outside of the packaging with the distinguishing sign used on vehicles in international road traffic² of the country of origin of design and either the name of the manufacturer or other identification of the packaging specified by the competent authority of the country of origin of design.
- 5.2.1.7.5** Each package which conforms to a design approved under one or more of paragraphs 1.6.6.2.1, 5.1.5.2.1, 6.4.22.1 to 6.4.22.4 and 6.4.23.4 to 6.4.23.7 shall be legibly and durably marked on the outside of the package with the following information:
- (a) the identification mark allocated to that design by the competent authority;
 - (b) a serial number to uniquely identify each packaging which conforms to that design;
 - (c) "Type B(U)", "Type B(M)" or "Type C", in the case of a Type B(U), Type B(M) or Type C package design.
- 5.2.1.7.6** Each package which conforms to a Type B(U), Type B(M) or Type C package design shall have the outside of the outermost receptacle which is resistant to the effects of fire and water plainly marked by embossing, stamping or other means resistant to the effects of fire and water with the trefoil symbol shown in the figure below.



Basic trefoil symbol with proportions based on a central circle of radius X. The minimum allowable size of X shall be 4 mm.

- 5.2.1.7.7** Where LSA-I or SCO-I material is contained in receptacles or wrapping materials and is carried under exclusive use as permitted by 4.1.9.2.4, the outer surface of these receptacles or wrapping materials may bear the mark "RADIOACTIVE LSA-I" or "RADIOACTIVE SCO-I", as appropriate.
- 5.2.1.7.8** In all cases of international carriage of packages requiring competent authority approval of design or shipment, for which different approval types apply in the different countries concerned by the shipment, marking shall be in accordance with the certificate of the country of origin of the design.

² Distinguishing sign of the State of registration used on motor vehicles and trailers in international road traffic, e.g. in accordance with the Geneva Convention on Road Traffic of 1949 or the Vienna Convention on Road Traffic of 1968.

5.2.1.8 Special marking provisions for environmentally hazardous substances

5.2.1.8.1 Packages containing environmentally hazardous substances meeting the criteria of 2.2.9.1.10 shall be durably marked with the environmentally hazardous substance mark shown in 5.2.1.8.3 with the exception of single packagings and combination packagings where such single packagings or inner packagings of such combination packagings have:

- a quantity of 5 l or less for liquids; or
- a net mass of 5 kg or less for solids.

5.2.1.8.2 The environmentally hazardous substance mark shall be located adjacent to the marks required by 5.2.1.1. The requirements of 5.2.1.2 and 5.2.1.4 shall be met.

5.2.1.8.3 The environmentally hazardous substance mark shall be as shown in Figure 5.2.1.8.3.

Figure 5.2.1.8.3



Environmentally hazardous substance mark

The mark shall be in the form of a square set at an angle of 45° (diamond-shaped). The symbol (fish and tree) shall be black on white or suitable contrasting background. The minimum dimensions shall be 100 mm × 100 mm and the minimum width of the line forming the diamond shall be 2 mm. If the size of the package so requires, the dimensions/line thickness may be reduced, provided the mark remains clearly visible. Where dimensions are not specified, all features shall be in approximate proportion to those shown.


NOTE: The labelling provisions of 5.2.2 apply in addition to any requirement for packages to bear the environmentally hazardous substance mark.

5.2.1.9 Lithium battery mark

5.2.1.9.1 Packages containing lithium cells or batteries prepared in accordance with special provision 188 shall be marked as shown in Figure 5.2.1.9.2.

5.2.1.9.2 The mark shall indicate the UN number preceded by the letters "UN", i.e. "UN 3090" for lithium metal cells or batteries or "UN 3480" for lithium ion cells or batteries. Where the lithium cells or batteries are contained in, or packed with, equipment, the UN number preceded by the letters "UN", i.e. "UN 3091" or "UN 3481" as appropriate shall be indicated. Where a package contains lithium cells or batteries assigned to different UN numbers, all applicable UN numbers shall be indicated on one or more marks.

Figure 5.2.1.9.2



Lithium battery mark

* Place for UN number(s)

** Place for telephone number for additional information

The mark shall be in the form of a rectangle with hatched edging. The dimensions shall be a minimum of 120 mm wide \times 110 mm high and the minimum width of the hatching shall be 5 mm. The symbol (group of batteries, one damaged and emitting flame, above the UN number for lithium ion or lithium metal batteries or cells) shall be black on white or suitable contrasting background. The hatching shall be red. If the size of the package so requires, the dimensions/line thickness may be reduced to not less than 105 mm wide \times 74 mm high. Where dimensions are not specified, all features shall be in approximate proportion to those shown.

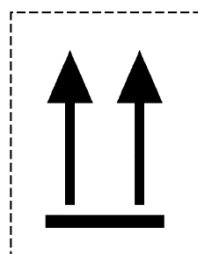
5.2.1.10 Orientation arrows

5.2.1.10.1 Except as provided in 5.2.1.10.2:

- combination packagings having inner packagings containing liquids;
- single packagings fitted with vents;
- cryogenic receptacles intended for the carriage of refrigerated liquefied gases, and
- machinery or apparatus containing liquid dangerous goods when it is required to ensure the liquid dangerous goods remain in their intended orientation (see special provision 301 of Chapter 3.3),


shall be legibly marked with package orientation arrows which are similar to the illustration shown below or with those meeting the specifications of ISO 780:1997. The orientation arrows shall appear on two opposite vertical sides of the package with the arrows pointing in the correct upright direction. They shall be rectangular and of a size that is clearly visible commensurate with the size of the package. Depicting a rectangular border around the arrows is optional.

Figure 5.2.1.10.1.1



or

Figure 5.2.1.10.1.2



Two black or red arrows on white or suitable contrasting background.
The rectangular border is optional.

All features shall be in approximate proportion to those shown.

5.2.1.10.2 Orientation arrows are not required on:

- (a) Outer packagings containing pressure receptacles except cryogenic receptacles;
- (b) Outer packagings containing dangerous goods in inner packagings each containing not more than 120 ml, with sufficient absorbent material between the inner and outer packagings to completely absorb the liquid contents;

- (c) Outer packagings containing Class 6.2 infectious substances in primary receptacles each containing not more than 50 ml;
- (d) Type IP-2, type IP-3, type A, type B(U), type B(M) or type C packages containing Class 7 radioactive material;
- (e) Outer packagings containing articles which are leak-tight in all orientations (e.g. alcohol or mercury in thermometers, aerosols, etc.); or
- (f) Outer packagings containing dangerous goods in hermetically sealed inner packagings each containing not more than 500 ml.

5.2.1.10.3 Arrows for purposes other than indicating proper package orientation shall not be displayed on a package marked in accordance with this sub-section.

5.2.2 Labelling of packages

NOTE: For labelling purposes, small containers shall be considered as packages.

5.2.2.1 Labelling provisions

5.2.2.1.1 For each article or substance listed in Table A of Chapter 3.2, the labels shown in Column (5) shall be affixed unless otherwise provided for by a special provision in Column (6).

5.2.2.1.2 Indelebile danger marks corresponding exactly to the prescribed models may be used instead of labels.

**5.2.2.1.3 -
5.2.2.1.5** (Reserved)

5.2.2.1.6 Except as provided in 5.2.2.2.1.2, each label shall:

- (a) be affixed to the same surface of the package, if the dimensions of the package allow; for packages of Class 1 and 7, near the mark indicating the proper shipping name;
- (b) be so placed on the package that it is not covered or obscured by any part or attachment to the packaging or any other label or mark; and
- (c) be displayed next to each other when more than one label is required.

Where a package is of such an irregular shape or small size that a label cannot be satisfactorily affixed, the label may be attached to the package by a securely affixed tag or other suitable means.

5.2.2.1.7 Intermediate bulk containers of more than 450 litres capacity and large packagings shall be labelled on two opposite sides.

5.2.2.1.8 Special requirements for the labelling of packages containing explosive substances or articles when carried as a military consignment

For the carriage of military consignments within the meaning of 1.5.2, as a full load it shall not be necessary for packages to bear the danger labels prescribed in column (5) of Table A of Chapter 3.2, provided that the mixed loading requirements prescribed in 7.5.2 are observed on the basis of the information in the transport document, in accordance with 5.4.1.2.1 (f).

5.2.2.1.9 Special provisions for the labelling of self-reactive substances and organic peroxides

- (a) The label conforming to model No. 4.1 also implies that the product may be flammable and hence no label conforming to model No. 3 is required. In addition, a label conforming to model No. 1 shall be applied for self-reactive substances Type B, unless the competent authority has permitted this label to be dispensed with for a specific packaging because test data have proven that the self-reactive substance in such a packaging does not exhibit explosive behaviour.
- (b) The label conforming to model No. 5.2 also implies that the product may be flammable and hence no label conforming to model No. 3 is required. In addition, the following labels shall be applied:
 - (i) A label conforming to model No. 1 for organic peroxides type B, unless the competent authority has permitted this label to be dispensed with for a specific packaging because test data have proven that the organic peroxide in such a packaging does not exhibit explosive behaviour;
 - (ii) A label conforming to model No. 8 is required when Packing Group I or II criteria of Class 8 are met.

For self-reactive substances and organic peroxides mentioned by name, the labels to be affixed are indicated in the list found in 2.2.41.4 and 2.2.52.4 respectively.

5.2.2.1.10 Special provisions for the labelling of infectious substances packages

In addition to the label conforming to model No. 6.2, infectious substances packages shall bear any other label required by the nature of the contents.

5.2.2.1.11 Special provisions for the labelling of radioactive material

5.2.2.1.11.1 Except when enlarged labels are used in accordance with 5.3.1.1.3, each package, overpack and container containing radioactive material shall bear the labels conforming to the applicable models Nos. 7A, 7B or 7C, according to the appropriate category. Labels shall be affixed to two opposite sides on the outside of the package or overpack or on the outside of all four sides of a container or tank. In addition, each package, overpack and container containing fissile material, other than fissile material excepted under the provisions of 2.2.7.2.3.5 shall bear labels conforming to model No. 7E; such labels, where applicable, shall be affixed adjacent to the labels conforming to the applicable model Nos. 7A, 7B or 7C. Labels shall not cover the marks specified in 5.2.1. Any labels which do not relate to the contents shall be removed or covered.

5.2.2.1.11.2 Each label conforming to the applicable model No. 7A, 7B or 7C shall be completed with the following information.

(a) Contents:

(i) except for LSA-I material, the name(s) of the radionuclide(s) as taken from Table 2.2.7.2.2.1, using the symbols prescribed therein. For mixtures of radionuclides, the most restrictive nuclides shall be listed to the extent the space on the line permits. The group of LSA or SCO shall be shown following the name(s) of the radionuclide(s). The terms "LSA-II", "LSA-III", "SCO-I" and "SCO-II" shall be used for this purpose;

(ii) for LSA-I material, only the term "LSA-I" is necessary; the name of the radionuclide is not necessary;

(b) Activity:

The maximum activity of the radioactive contents during carriage expressed in becquerels (Bq) with the appropriate SI prefix symbol (see 1.2.2.1). For fissile material, the total mass of fissile nuclides in units of grams (g), or multiples thereof, may be used in place of activity;

(c) For overpacks and containers the "contents" and "activity" entries on the label shall bear the information required in (a) and (b) above, respectively, totalled together for the entire contents of the overpack or container except that on labels for overpacks or containers containing mixed loads of packages containing different radionuclides, such entries may read "See transport documents";

(d) Transport index: The number determined in accordance with 5.1.5.3.1 and 5.1.5.3.2 (no transport index entry is required for category I-WHITE).

5.2.2.1.11.3 Each label conforming to the model No. 7E shall be completed with the criticality safety index (CSI) as stated in the certificate of approval applicable in the countries through or into which the consignment is carried and issued by the competent authority or as specified in 6.4.11.2 or 6.4.11.3.

5.2.2.1.11.4 For overpacks and containers, the label conforming to model No. 7E shall bear the sum of the criticality safety indexes of all the packages contained therein.

5.2.2.1.11.5 In all cases of international carriage of packages requiring competent authority approval of design or shipment, for which different approval types apply in the different countries concerned by the shipment, labelling shall be in accordance with the certificate of the country of origin of design.

5.2.2.1.12 Special provisions for the labelling of articles containing dangerous goods carried as UN Nos. 3537, 3538, 3539, 3540, 3541, 3542, 3543, 3544, 3545, 3546, 3547 and 3548

5.2.2.1.12.1 Packages containing articles or articles carried unpackaged shall bear labels according to 5.2.2.1 reflecting the hazards established according to 2.1.5, except that for articles that in addition contain lithium batteries, a lithium battery mark or a label conforming to model No. 9A is not required.

5.2.2.1.12.2 When it is required to ensure articles containing liquid dangerous goods remain in their intended orientation, orientation arrows meeting 5.2.1.10.1 shall be affixed and visible on at least two opposite vertical sides of the package or of the unpackaged article where possible, with the arrows pointing in the correct upright direction.

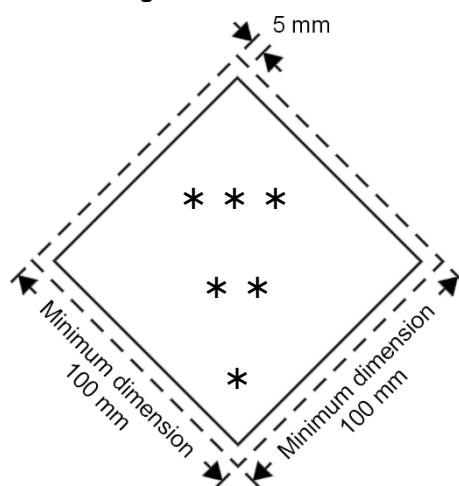
5.2.2.2 Provisions for labels

5.2.2.2.1 Labels shall satisfy the provisions below and conform, in terms of colour, symbols and general format, to the models shown in 5.2.2.2.2. Corresponding models required for other modes of transport, with minor variations which do not affect the obvious meaning of the label, are also acceptable.

NOTE: Where appropriate, labels in 5.2.2.2.2 are shown with a dotted outer boundary as provided for in 5.2.2.2.1.1. This is not required when the label is applied on a background of contrasting colour.

5.2.2.2.1.1 Labels shall be configured as shown in Figure 5.2.2.2.1.1.

Figure 5.2.2.1.1



Class/division label

- * The class or for Classes 4.1, 4.2 and 4.3, the figure "4" or for Classes 6.1 and 6.2, the figure "6", shall be shown in the bottom corner.
- ** Additional text/numbers/symbol/letters shall (if mandatory) or may (if optional) be shown in this bottom half.
- *** The class symbol or, for divisions 1.4, 1.5 and 1.6, the division number and for Model No 7E the word "FISSILE" shall be shown in this top half.

5.2.2.2.1.1.1 Labels shall be displayed on a background of contrasting colour, or shall have either a dotted or solid outer boundary line.

5.2.2.2.1.1.2 The label shall be in the form of a square set at an angle of 45° (diamond-shaped). The minimum dimensions shall be 100 mm × 100 mm. There shall be a line inside the edge forming the diamond which shall be parallel and approximately 5 mm from the outside of that line to the edge of the label. The line inside the edge on the upper half of the label shall be the same colour as the symbol and the line inside the edge on the lower half of the label shall be the same colour as the class or division number in the bottom corner. Where dimensions are not specified, all features shall be in approximate proportion to those shown.

5.2.2.2.1.1.3 If the size of the package so requires the dimensions may be reduced proportionally, provided the symbols and other elements of the label remain clearly visible. Dimensions for cylinders shall comply with 5.2.2.2.1.2.

5.2.2.2.1.2 Cylinders for Class 2 may, on account of their shape, orientation and securing mechanisms for carriage, bear labels representative of those specified in this section and the environmentally hazardous substance mark when appropriate, which have been reduced in size, according to the dimensions outlined in ISO 7225:2005, "Gas cylinders – Precautionary labels", for display on the non-cylindrical part (shoulder) of such cylinders.

NOTE: When the diameter of the cylinder is too small to permit the display of the reduced size labels on the non-cylindrical upper part of the cylinder, the reduced sized labels may be displayed on the cylindrical part.

Notwithstanding the provisions of 5.2.2.1.6, labels and the environmentally hazardous substance mark (see 5.2.1.8.3) may overlap to the extent provided for by ISO 7225:2005. However, in all cases, the primary hazard label and the figures appearing on any label shall remain fully visible and the symbols recognizable.

Empty uncleaned pressure receptacles for gases of Class 2 may be carried with obsolete or damaged labels for the purposes of refilling or inspection as appropriate and the application of a new label in conformity with current regulations or for the disposal of the pressure receptacle.

5.2.2.2.1.3 With the exception of labels for Divisions 1.4, 1.5 and 1.6 of Class 1, the upper half of the label shall contain the pictorial symbol and the lower half shall contain:





- (a) For Classes 1, 2, 3, 5.1, 5.2, 7, 8 and 9, the class number;
- (b) For Classes 4.1, 4.2 and 4.3, the figure "4";
- (c) For Classes 6.1 and 6.2, the figure "6".








However for label model No. 9A, the upper half of the label shall only contain the seven vertical stripes of the symbol and the lower half shall contain the group of batteries of the symbol and the class number.





Except for label model No. 9A, the labels may include text such as the UN number or words describing the hazard (e.g. "flammable") in accordance with 5.2.2.2.1.5 provided the text does not obscure or detract from the other required label elements.





- 5.2.2.2.1.4** In addition, except for Divisions 1.4, 1.5 and 1.6, labels for Class 1 shall show in the lower half, above the class number, the division number and the compatibility group letter for the substance or article. Labels for Divisions 1.4, 1.5 and 1.6 shall show in the upper half the division number, and in the lower half the class number and the compatibility group letter.
- 5.2.2.2.1.5** On labels other than those for material of Class 7, the optional insertion of any text (other than the class number) in the space below the symbol shall be confined to particulars indicating the nature of the hazard and precautions to be taken in handling.
- 5.2.2.2.1.6** The symbols, text and numbers shall be clearly legible and indelible and shall be shown in black on all labels except for:
- (a) the Class 8 label, where the text (if any) and class number shall appear in white;
 - (b) labels with entirely green, red or blue backgrounds where they may be shown in white;
 - (c) the Class 5.2 label, where the symbol may be shown in white; and
 - (d) labels conforming to model No. 2.1 displayed on cylinders and gas cartridges for liquefied petroleum gases, where they may be shown in the background colour of the receptacle if adequate contrast is provided.
- 5.2.2.2.1.7** All labels shall be able to withstand open weather exposure without a substantial reduction in effectiveness.





5.2.2.2.2 Specimen labels




Label model No.	Division or Category	Symbol and symbol colour	Background	Figure in bottom corner (and figure colour)	Specimen labels	Note
Class 1 hazard: Explosive substances or articles						
1	Divisions 1.1, 1.2, 1.3	Exploding bomb: black	Orange	1 (black)		** Place for division – to be left blank if explosive is the subsidiary hazard * Place for compatibility group – to be left blank if explosive is the subsidiary hazard
1.4	Division 1.4	1.4: black Numerals shall be about 30 mm in height and be about 5 mm thick (for a label measuring 100 mm × 100 mm).	Orange	1 (black)		* Place for compatibility group
1.5	Division 1.5	1.5: black Numerals shall be about 30 mm in height and be about 5 mm thick (for a label measuring 100 mm × 100 mm).	Orange	1 (black)		* Place for compatibility group
1.6	Division 1.6	1.6: black Numerals shall be about 30 mm in height and be about 5 mm thick (for a label measuring 100 mm × 100 mm)	Orange	1 (black)		* Place for compatibility group

Label model No.	Division or Category	Symbol and symbol colour	Back-ground	Figure in bot- tom corner (and figure colour)	Specimen labels		Note
Class 2 hazard: Gases							
2.1	Flammable gases	Flame: black or white (except as provided for in 5.2.2.2.1.6 (d))	Red	2 (black or white) (except as provided for in 5.2.2.2.1.6 (d))			—
2.2	Non-flammable, non-toxic gases	Gas cylinder: black or white	Green	2 (black or white)			—
2.3	Toxic gases	Skull and crossbones: black	White	2 (black)			—
Class 3 hazard: Flammable liquids							
3	—	Flame: black or white	Red	3 (black or white)			—

Label model No.	Division or Category	Symbol and symbol colour	Background	Figure in bottom corner (and figure colour)	Specimen labels	Note
Class 4.1 hazard: Flammable solids, self-reactive substances, polymerizing substances and solid desensitized explosives						
4.1	—	Flame: black	White with 7 vertical red stripes	4 (black)		—
Class 4.2 hazard: Substances liable to spontaneous combustion						
4.2	—	Flame: black	Upper half white, lower half red	4 (black)		—
Class 4.3 hazard: Substances which, in contact with water emit flammable gases						
4.3	—	Flame: black or white	Blue	4 (black or white)	 	—

Label model No.	Division or Category	Symbol and symbol colour	Background	Figure in bottom corner (and figure colour)	Specimen labels	Note
Class 5.1 hazard: Oxidizing substances						
5.1	–	Flame over circle: black	Yellow	5.1 (black)		–
Class 5.2 hazard: Organic peroxides						
5.2	–	Flame: black or white	Upper half red, lower half yellow	5.2 (black)		–
Class 6.1 hazard: Toxic substances						
6.1	–	Skull and crossbones: black	White	6 (black)		–
Class 6.2 hazard: Infectious substances						
6.2	–	Three crescents superimposed on a circle: black	White	6 (black)		The lower half of the label may bear the inscriptions: "INFECTIOUS SUBSTANCE" and "IN THE CASE OF DAMAGE OR LEAKAGE IMMEDIATELY NOTIFY PUBLIC HEALTH AUTHORITY" in black colour.

Label model No.	Division or Category	Symbol and symbol colour	Background	Figure in bottom corner (and figure colour)	Specimen labels	Note
Class 7 hazard: Radioactive material						
7A	Category I – WHITE	Trefoil: black	White	7 (black)		Text (mandatory), black in lower half of label: "RADIOACTIVE" "CONTENTS ..." "ACTIVITY ..."; One red vertical bar shall follow the word: "RADIOACTIVE".
7B	Category II – YELLOW	Trefoil: black	Upper half yellow with white border, lower half white	7 (black)		Text (mandatory), black in lower half of label: "RADIOACTIVE" "CONTENTS ..." "ACTIVITY ..."; In a black outlined box: "TRANSPORT INDEX"; Two red vertical bars shall follow the word: "RADIOACTIVE".
7C	Category III – YELLOW	Trefoil: black	Upper half yellow with white border, lower half white	7 (black)		Text (mandatory), black in lower half of label: "RADIOACTIVE" "CONTENTS ..." "ACTIVITY ..."; In a black outlined box: "TRANSPORT INDEX". Three red vertical bars shall follow the word: "RADIOACTIVE".
7E	Fissile material	–	White	7 (black)		Text (mandatory): black in upper half of label: "FISSILE". In a black outlined box in the lower half of label: "CRITICALITY SAFETY INDEX".

Label model No.	Division or Category	Symbol and symbol colour	Background	Figure in bottom corner (and figure colour)	Specimen labels	Note
Class 8 hazard: Corrosive substances						
8	—	Liquids, spilling from two glass vessels and attacking a hand and a metal: black	Upper half white, lower half black with white border	8 (white)		—
Class 9 hazard: Miscellaneous dangerous substances and articles, including environmentally hazardous substances						
9	—	7 vertical stripes in upper half: black	White	9 underlined (black)		—
9A	—	7 vertical stripes in upper half: black; battery group, one broken and emitting flame in lower half: black	White	9 underlined (black)		—

Chapter 5.3 Placarding and marking

NOTE 1: For placarding and marking of containers, bulk containers, MEGCs, tank-containers and portable tanks for carriage in a transport chain including a maritime journey, see also 1.1.4.2.1.

2: In accordance with the GHS, a GHS pictogram not required by RID should only appear in carriage as part of a complete GHS label and not independently (see GHS 1.4.10.4.4).

5.3.1 Placarding

5.3.1.1 General provisions

5.3.1.1.1 As and when required in this section, placards shall be affixed to the exterior surface of large containers, bulk containers, MEGCs, tank-containers, portable tanks and wagons. Placards shall correspond to the labels required in Column (5) and, where appropriate, Column (6) of Table A of Chapter 3.2 for the dangerous goods contained in the large container, bulk container, MEGC, tank-container, portable tank or wagon and shall conform to the specifications given in 5.3.1.7. Placards shall be displayed on a background of contrasting colour, or shall have either a dotted or solid outer boundary line. The placards shall be weather-resistant and shall ensure durable marking throughout the entire journey.

NOTE: For shunting model labels Nos. 13 and 15, see 5.3.4.

5.3.1.1.2 For Class 1, compatibility groups shall not be indicated on placards if the wagon or large container is carrying substances or articles belonging to two or more compatibility groups. Wagons or large containers carrying substances or articles of different divisions shall bear only placards conforming to the model of the most dangerous division in the order:

1.1 (most dangerous), 1.5, 1.2, 1.3, 1.6, 1.4 (least dangerous).

When 1.5 D substances are carried with substances or articles of Division 1.2, the wagon or large container shall be placarded as Division 1.1.

Placards are not required for the carriage of explosives of Division 1.4, compatibility group S.

Wagons and large containers in which packages are loaded to be carried as military consignments, within the meaning of 1.5.2, and which in conformity with 5.2.2.1.8 do not bear danger labels, shall, in the case of wagons, bear on both sides and, in the case of large containers, bear on all four sides, the placards in accordance with column (5) of Table A of Chapter 3.2.

5.3.1.1.3 For Class 7, the primary hazard placard shall conform to model No. 7D as specified in 5.3.1.7.2. This placard is not required for wagons or large containers carrying excepted packages.

Where both Class 7 labels and placards would be required to be affixed to wagons, large containers, MEGCs, tank-containers or portable tanks, an enlarged label corresponding to the required label of model No. 7A, 7B or 7C may be displayed instead of placard No. 7D to serve both purposes. In that case, the dimensions shall be not less than 250 mm by 250 mm.

5.3.1.1.4 For Class 9 the placard shall correspond to the label model No. 9 as in 5.2.2.2.2; label model No. 9A shall not be used for placarding purposes.

5.3.1.1.5 Large containers, MEGCs, tank-containers, portable tanks or wagons containing goods of more than one class need not bear a subsidiary hazard placard if the hazard represented by that placard is already indicated by a primary or subsidiary hazard placard.

5.3.1.1.6 Placards which do not relate to the dangerous goods being carried, or residues thereof, shall be removed or covered.

5.3.1.1.7 When the placarding is affixed to folding panels, they shall be designed and secured so that they cannot unfold or come loose from the holder during carriage (especially as a result of impacts or unintentional actions).

5.3.1.2 Placarding of large containers, bulk containers, MEGCs, tank-containers and portable tanks

The placards shall be affixed to both sides and at each end of the large container, bulk container, MEGC, tank-container or portable tank and to two opposite sides in the case of flexible bulk containers.

When the tank-container or portable tank has multiple compartments and carries two or more dangerous goods, the appropriate placards shall be displayed along each side at the position of the relevant compartments and one placard of each model shown on each side at both ends. If all compartments have to bear the same placards, these placards need to be displayed only once along each side and at both ends of the tank-container or portable tank.

5.3.1.3 Placarding of wagons carrying large containers, bulk containers, MEGCs, tank-containers or portable tanks

NOTE: For the placarding of carrying wagons used in piggyback transport, see 1.1.4.4.

If the placards affixed to the large containers, bulk containers, MEGCs, tank-containers or portable tanks are not visible from outside the carrying wagons, the same placards shall also be affixed to both sides of the wagon. Otherwise, no placard need be affixed on the carrying wagon.

5.3.1.4 Placarding of wagons for carriage in bulk, tank-wagons, battery-wagons and wagons with demountable tanks

Placards shall be affixed to both sides.

When the tank-wagon or the demountable tank carried on the wagon has multiple compartments and carries two or more dangerous goods, the appropriate placards shall be displayed along each side at the position of the relevant compartments. If all compartments have to bear the same placards, these placards need be displayed only once along each side.

Where more than one placard is required for the same compartment, these placards shall be displayed adjacent to each other.

5.3.1.5 Placarding of wagons carrying packages only

Placards shall be affixed to both sides.

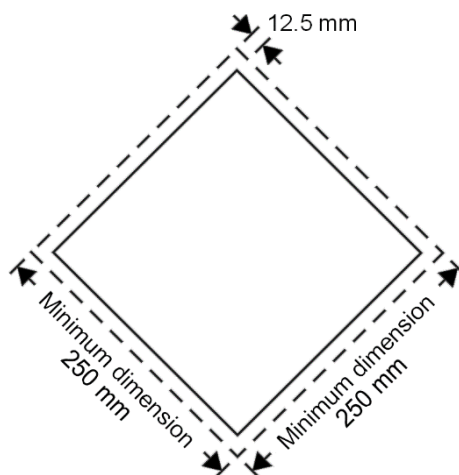
5.3.1.6 Placarding of empty tank-wagons, battery-wagons, MEGCs, tank-containers, portable tanks and empty wagons and large containers for carriage in bulk

Empty tank-wagons, wagons with demountable tanks, battery-wagons, MEGCs, tank-containers and portable tanks uncleaned and not degassed or decontaminated, and empty wagons and large containers for carriage in bulk, uncleaned or not decontaminated, shall continue to display the placards required for the previous load.

5.3.1.7 Specifications for placards

5.3.1.7.1 Except as provided in 5.3.1.7.2 for the Class 7 placard, and in 5.3.6.2 for the environmentally hazardous substance mark, a placard shall be configured as shown in Figure 5.3.1.7.1.

Figure 5.3.1.7.1



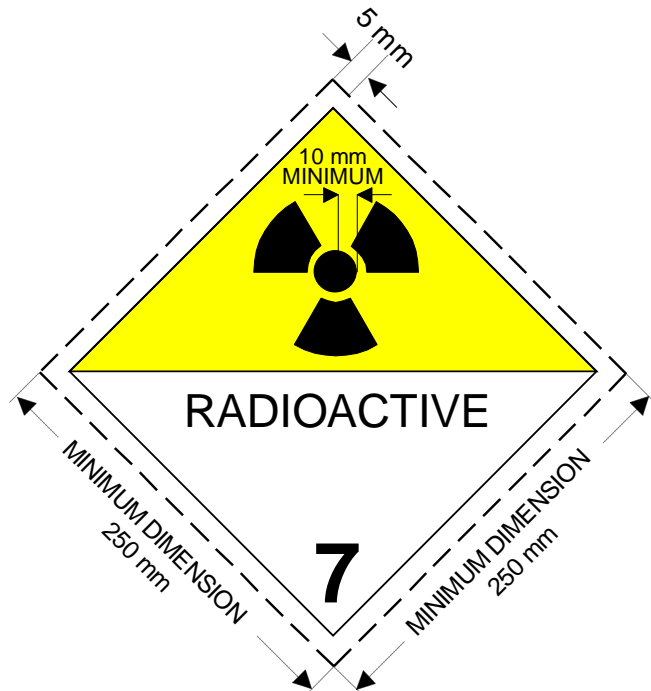
Placard (except for Class 7)

The placard shall be in the form of a square set at an angle of 45° (diamond-shaped). The minimum dimensions shall be 250 mm × 250 mm (to the edge of the placard). The line inside the edge shall be parallel and 12.5 mm from the outside of that line to the edge of the placard. The symbol and line inside the edge shall correspond in colour to the label for the class or division of the dangerous goods in question. The class or division symbol/numeral shall be positioned and sized in proportion to those prescribed in 5.2.2.2 for the corresponding class or division of the dangerous goods in question. The placard shall display the number of the class or division (and for goods in Class 1, the compatibility group letter) of the dangerous goods in question in the manner prescribed in 5.2.2.2 for the corresponding label, in digits not less than 25 mm high. Where dimensions are not specified, all features shall be in approximate proportion to those shown.

The deviations specified in 5.2.2.2.1, second sentence, 5.2.2.2.1.3, third sentence and 5.2.2.2.1.5 for danger labels also apply to placards.

The requirements of 5.2.2.1.2 shall also apply.

5.3.1.7.2 The Class 7 placard shall be not less than 250 mm by 250 mm with a black line running 5 mm inside the



edge and parallel with it and is otherwise as shown below (Model No. 7D). The number "7" shall not be less than 25 mm high. The background colour of the upper half of the placard shall be yellow and of the lower half white, the colour of the trefoil and the printing shall be black. The use of the word "RADIOACTIVE" in the bottom half is optional to allow the use of this placard to display the appropriate UN number for the consignment.

Placard for radioactive material of Class 7

(No.7D)

Symbol (trefoil): black; Background: upper half yellow with white border, lower half white;

The lower half shall show the word "RADIOACTIVE" or alternatively the appropriate UN Number, and the figure "7" in the bottom corner.

5.3.1.7.3 For tank-containers and portable tanks with a capacity of not more than 3 m³, placards may be replaced by labels conforming to 5.2.2.2. If these labels are not visible from outside the carrying wagon, placards according to 5.3.1.7.1 shall also be affixed to both sides of the wagon.

5.3.1.7.4 If the size and construction of the wagon are such that the available surface area is insufficient to affix the prescribed placards, their dimensions may be reduced to a minimum of 150 mm by 150 mm. In this case, the other dimensions prescribed for the symbols, lines, figures and letters do not apply.

5.3.2 Orange-coloured plate marking

5.3.2.1 General orange-coloured plate marking provisions

NOTE: For the orange-coloured plate marking of carrying wagons used in piggyback transport, see 1.1.4.4.

5.3.2.1.1 A rectangular, orange-coloured plate conforming to 5.3.2.2.1, and so as to be clearly visible, shall be affixed on each side of a

- tank-wagon,
- battery-wagon,
- wagon with demountable tanks,
- tank-container,
- MEGC,
- portable tank,
- wagon for carriage in bulk,

- small or large container for carriage in bulk,
- wagons and containers carrying packaged radioactive material with a single UN number required to be carried under exclusive use and no other dangerous goods

used for the carriage of goods for which a hazard identification number is given in column (20) of Table A of Chapter 3.2.

This plate shall also be affixed on both sides of cargo transport units in which lithium batteries are installed (UN 3536).

This plate may also be affixed on both sides of full loads made up of packages containing one and the same substance or article.

- 5.3.2.1.2** These orange-coloured plates shall bear the hazard identification number and the UN number, in accordance with 5.3.2.2.2, prescribed respectively in columns (20) and (1) of Table A of Chapter 3.2 for the substance carried.

When a number of different substances are carried in a tank-wagon, battery-wagon, wagon with demountable tank, tank-container, MEGC or portable tank in separate tanks or separate compartments of the same tank, the consignor shall affix the orange-coloured plate as required in 5.3.2.1.1, bearing the appropriate numbers, on each side of the tanks or tank compartments, parallel to the longitudinal axis of the wagon, tank-container or portable tank and so as to be clearly visible.

- 5.3.2.1.3** (Reserved)

- 5.3.2.1.4** (Reserved)

- 5.3.2.1.5** If the orange-coloured plates prescribed in 5.3.2.1.1 affixed to the containers, bulk containers, tank-containers, MEGCs or portable tanks are not clearly visible from outside the carrying wagon, the same plates shall also be affixed to both sides of the wagon.

NOTE: This paragraph need not be applied to the marking with orange coloured plates of closed and sheeted wagons, carrying tanks with a maximum capacity of 3 000 litres.

- 5.3.2.1.6** (Deleted)

- 5.3.2.1.7** The requirements of 5.3.2.1.1 to 5.3.2.1.5 are also applicable to empty

- tank-wagons,
- battery-wagons,
- wagons with demountable tanks,
- tank-containers,
- portable tanks and
- MEGCs,

uncleaned, not degassed or not decontaminated,

as well as to empty wagons, large containers and small containers for carriage in bulk, uncleaned or not decontaminated.

- 5.3.2.1.8** Orange-coloured plates which do not relate to dangerous goods carried, or residues thereof, shall be removed or covered. If plates are covered, the covering shall be total and remain effective after 15 minutes' engulfment in fire.

5.3.2.2 Specifications for the orange-coloured plates

- 5.3.2.2.1** The orange-coloured plates may be reflectorized and shall be of 40 cm base and of 30 cm high; they shall have a black border of 15 mm wide. The material used shall be weather-resistant and ensure durable marking. The plate shall not become detached from its mount in the event of 15 minutes' engulfment in fire. It shall remain affixed irrespective of the orientation of the wagon.

The orange-coloured plates may be replaced by a self-adhesive sheet, by paint or by any other equivalent process. This alternative marking shall conform to the specifications set in this sub-section except for the provisions concerning resistance to fire mentioned in 5.3.2.2.1 and 5.3.2.2.2.

NOTE: The colour of the orange plates in conditions of normal use should have chromaticity co-ordinates lying within the area on the chromaticity diagram formed by joining the following co-ordinates

Chromaticity co-ordinates of points at the corners of the area on the chromaticity diagram				
x	0,52	0,52	0,578	0,618
y	0,38	0,40	0,422	0,38

Luminance factor of non-reflectorized colour: $\beta \geq 0.22$, of reflectorized colour: $\beta > 0.12$.

Reference centre E, standard illuminant C, normal incidence 45°, viewed at 0°.

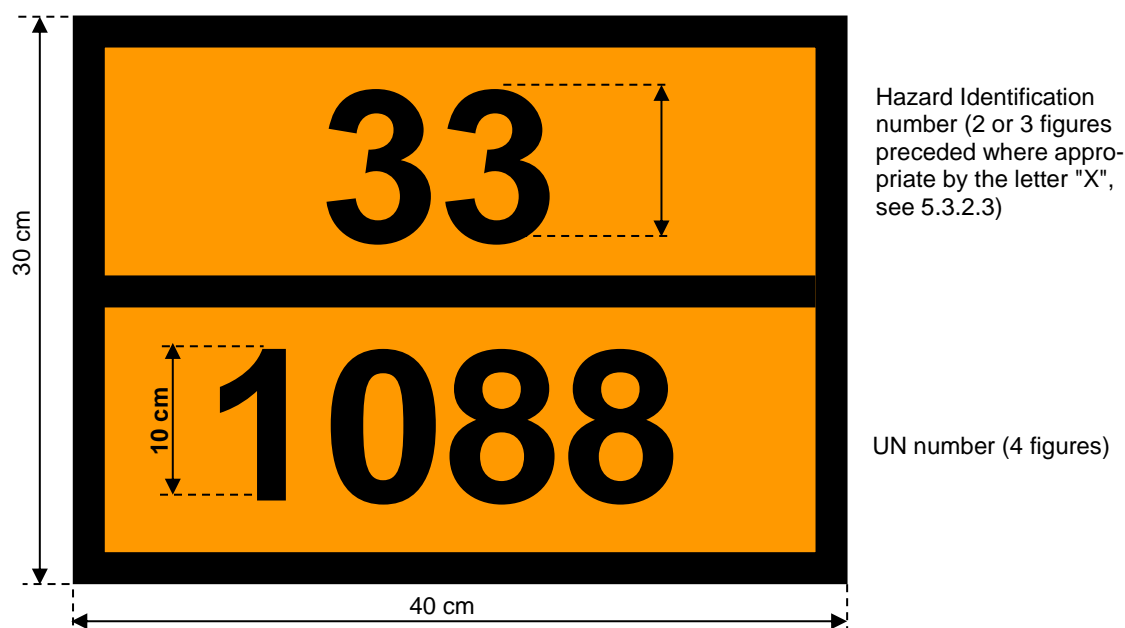
Co-efficient of reflex luminous intensity at an angle of illumination of 5°, viewed at 0.2°: not less than 20 candelas per lux per m².

- 5.3.2.2.2** The hazard identification number and the UN number shall consist of black digits 100 mm high and of 15 mm stroke thickness. The hazard-identification number shall be inscribed in the upper part of the plate and the UN number in the lower part; they shall be separated by a horizontal black line, 15 mm in stroke width, extending from side to side of the plate at mid-height (see 5.3.2.2.3).

The hazard identification number and the UN number shall be indelible and shall remain legible after 15 minutes' engulfment in fire.

Interchangeable numbers and letters on plates presenting the hazard identification number and the UN number shall remain in place during carriage and irrespective of the orientation of the wagon.

5.3.2.2.3 Example of orange-coloured plate with hazard identification number and UN number



Background orange.

Border, horizontal line and figures black, 15 mm thickness.

- 5.3.2.2.4** The permitted tolerances for dimensions specified in this sub-section are $\pm 10\%$.

- 5.3.2.2.5** When the orange-coloured plate or the alternative marking referred to in 5.3.2.2.1 is affixed to folding panels, they shall be designed and secured so that they cannot unfold or come loose from the holder during carriage (especially as a result of impacts or unintentional actions).

5.3.2.3 Meaning of hazard identification numbers

- 5.3.2.3.1** For substances of classes 2 to 9 the hazard identification number consists of two or three figures.

In general, the figures indicate the following hazards:

- 2 Emission of gas due to pressure or to chemical reaction
- 3 Flammability of liquids (vapours) and gases or self-heating liquid
- 4 Flammability of solids or self-heating solid
- 5 Oxidizing (fire-intensifying) effect
- 6 Toxicity or risk of infection
- 7 Radioactivity
- 8 Corrosivity
- 9 Risk of spontaneous violent reaction

NOTE: The risk of spontaneous violent reaction within the meaning of figure 9 include the possibility following from the nature of a substance of a risk of explosion, disintegration and polymerization reaction following the release of considerable heat or flammable and/or toxic gases.

Doubling of a figure indicates an intensification of that particular hazard.

Where the hazard associated with a substance can be adequately indicated by a single figure, this is followed by zero.

The following combinations of figures, however, have a special meaning: 22, 323, 333, 362, 382, 423, 44, 446, 462, 482, 539, 606, 623, 642, 823, 842, 90 and 99, see 5.3.2.3.2 below.

If a hazard identification number is prefixed by the letter "X", this indicates that the substance will react dangerously with water. For such substances, water may only be used by approval of experts.

For substances and articles of Class 1, the classification code in accordance with column (3b) of Table A of Chapter 3.2 shall be used as the hazard identification number. The classification code consists of:

- the division number in accordance with 2.2.1.1.5 and
- the compatibility group letter in accordance with 2.2.1.1.6.

5.3.2.3.2 The hazard identification numbers listed in Column (20) of table A of Chapter 3.2 have the following meanings:

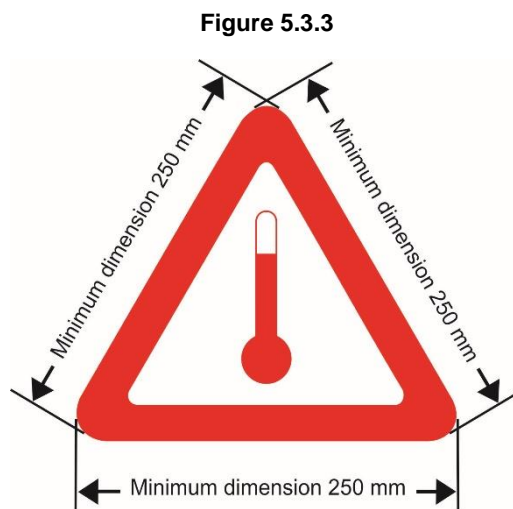
20	Asphyxiant gas or gas with no subsidiary hazard
22	Refrigerated liquefied gas, asphyxiant
223	Refrigerated liquefied gas, flammable
225	Refrigerated liquefied gas, oxidizing (fire-intensifying)
23	Flammable gas
238	Gas, flammable corrosive
239	Flammable gas, which can spontaneously lead to violent reaction
25	Oxidizing (fire-intensifying) gas
26	Toxic gas
263	Toxic gas, flammable
265	Toxic gas, oxidizing (fire-intensifying)
268	Toxic gas, corrosive
28	Gas, corrosive
285	Gas, corrosive, oxidizing
30	<ul style="list-style-type: none"> – Flammable liquid (flash-point between 23 °C and 60 °C, inclusive) or – Flammable liquid or solid in the molten state with a flash-point above 60 °C, heated to a temperature equal to or above its flash-point, or – Self-heating liquid
323	Flammable liquid which reacts with water, emitting flammable gases
X323	Flammable liquid which reacts dangerously with water, emitting flammable gases ¹
33	Highly flammable liquid (flash-point below 23 °C)
333	Pyrophoric liquid
X333	Pyrophoric liquid which reacts dangerously with water ¹
336	Highly flammable liquid, toxic
338	Highly flammable liquid, corrosive
X338	Highly flammable liquid, corrosive, which reacts dangerously with water ¹
339	Highly flammable liquid which can spontaneously lead to violent reaction
36	Flammable liquid (flash-point between 23 °C and 60 °C, inclusive), slightly toxic, or self-heating liquid, toxic
362	Flammable liquid, toxic, which reacts with water, emitting flammable gases
X362	Flammable liquid toxic, which reacts dangerously with water, emitting flammable gases ¹
368	Flammable liquid, toxic, corrosive
38	Flammable liquid (flash-point between 23 °C and 60 °C, inclusive), slightly corrosive or self-heating liquid, corrosive
382	Flammable liquid, corrosive, which reacts with water, emitting flammable gases
X382	Flammable liquid, corrosive, which reacts dangerously with water, emitting flammable gases ¹
39	Flammable liquid, which can spontaneously lead to violent reaction
40	Flammable solid, or self-reactive substance, or self-heating substance, or polymerizing substance
423	Solid which reacts with water, emitting flammable gases, or flammable solid which reacts with water, emitting flammable gases, or self-heating solid which reacts with water, emitting flammable gases
X423	Solid which reacts dangerously with water, emitting flammable gases ¹ , or flammable solid which reacts dangerously with water, emitting flammable gases ¹ , or self-heating solid which reacts dangerously with water, emitting flammable gases ¹
43	Spontaneously flammable (pyrophoric) solid
X432	Spontaneously flammable (pyrophoric) solid which reacts dangerously with water, emitting flammable gases ¹
44	Flammable solid, in the molten state at an elevated temperature
446	Flammable solid, toxic, in the molten state, at an elevated temperature

¹ Water not to be used except by approval of experts.

46	Flammable or self-heating solid, toxic
462	Toxic solid which reacts with water, emitting flammable gases
X462	Solid which reacts dangerously with water, emitting toxic gases ¹
48	Flammable or self-heating solid, corrosive
482	Corrosive solid which reacts with water, emitting flammable gases
X482	Solid which reacts dangerously with water, emitting corrosive gases ¹
50	Oxidizing (fire-intensifying) substance
539	Flammable organic peroxide
55	Strongly oxidizing (fire-intensifying) substance
556	Strongly oxidizing (fire-intensifying) substance, toxic
558	Strongly oxidizing (fire-intensifying) substance, corrosive
559	Strongly oxidizing (fire-intensifying) substance, which can spontaneously lead to violent reaction
56	Oxidizing substance (fire-intensifying), toxic
568	Oxidizing substance (fire-intensifying), toxic, corrosive
58	Oxidizing substance (fire-intensifying), corrosive
59	Oxidizing substance (fire-intensifying) which can spontaneously lead to violent reaction
60	Toxic or slightly toxic substance
606	Infectious substance
623	Toxic liquid, which reacts with water, emitting flammable gases
63	Toxic substance, flammable (flash-point between 23 °C and 60 °C, inclusive)
638	Toxic substance, flammable (flash-point between 23 °C and 60 °C, inclusive), corrosive
639	Toxic substance, flammable (flash-point not above 60 °C) which can spontaneously lead to violent reaction
64	Toxic solid, flammable or self-heating
642	Toxic solid, which reacts with water, emitting flammable gases
65	Toxic substance, oxidizing (fire-intensifying)
66	Highly toxic substance
663	Highly toxic substance, flammable (flash-point not above 60 °C)
664	Highly toxic solid, flammable or self-heating
665	Highly toxic substance, oxidizing (fire-intensifying)
668	Highly toxic substance, corrosive
X668	highly toxic substance, corrosive, which reacts dangerously with water ¹
669	Highly toxic substance which can spontaneously lead to violent reaction
68	Toxic substance, corrosive
687	Toxic substance, corrosive, radioactive
69	Toxic or slightly toxic substance, which can spontaneously lead to violent reaction
70	Radioactive material
768	Radioactive material, toxic, corrosive
78	Radioactive material, corrosive
80	Corrosive or slightly corrosive substance
X80	Corrosive or slightly corrosive substance, which reacts dangerously with water ¹
823	Corrosive liquid which reacts with water, emitting flammable gases
83	Corrosive or slightly corrosive substance, flammable (flash-point between 23 °C and 60 °C, inclusive)
X83	Corrosive or slightly corrosive substance, flammable (flash-point between 23 °C and 60 °C, inclusive), which reacts dangerously with water ¹
839	Corrosive or slightly corrosive substance, flammable (flash-point between 23 °C and 60 °C inclusive) which can spontaneously lead to violent reaction
X839	Corrosive or slightly corrosive substance, flammable (flash-point between 23 °C and 60 °C inclusive), which can spontaneously lead to violent reaction and which reacts dangerously with water ¹
84	Corrosive solid, flammable or self-heating
842	Corrosive solid which reacts with water, emitting flammable gases
85	Corrosive or slightly corrosive substance, oxidizing (fire-intensifying)
856	Corrosive or slightly corrosive substance, oxidizing (fire-intensifying) and toxic
86	Corrosive or slightly corrosive substance, toxic
87	Corrosive substance, radioactive
88	Highly corrosive substance
X88	Highly corrosive substance, which reacts dangerously with water ¹
883	Highly corrosive substance, flammable (flash-point between 23 °C and 60 °C inclusive)
884	Highly corrosive solid, flammable or self-heating
885	Highly corrosive substance, oxidizing (fire-intensifying)
886	Highly corrosive substance, toxic
X886	Highly corrosive substance, toxic, which reacts dangerously with water ¹
89	Corrosive or slightly corrosive substance, which can spontaneously lead to violent reaction
90	Environmentally hazardous substance; miscellaneous dangerous substances
99	Miscellaneous dangerous substance carried at an elevated temperature.

5.3.3 Elevated temperature substance mark

Tank-wagons, tank-containers, portable tanks, special wagons or large containers or specially equipped wagons or large containers containing a substance that is carried or handed over for carriage in a liquid state at or above 100 °C or in a solid state at or above 240 °C shall bear on both sides for wagons, and on both sides and at each end for large containers, tank-containers and portable tanks, the mark shown in Figure 5.3.3.



Mark for carriage at elevated temperature

The mark shall be an equilateral triangle. The colour of the mark shall be red. The minimum dimension of the sides shall be 250 mm. For tank-containers and portable tanks with a capacity of not more than 3 000 litres and with an available surface area insufficient to affix the prescribed marks, the minimum dimensions of the sides may be reduced to 100 mm. Where dimensions are not specified, all features shall be in approximate proportion to those shown. The mark shall be weather-resistant and shall ensure durable marking throughout the entire journey.

5.3.4 Shunting labels conforming to Models 13 and 15

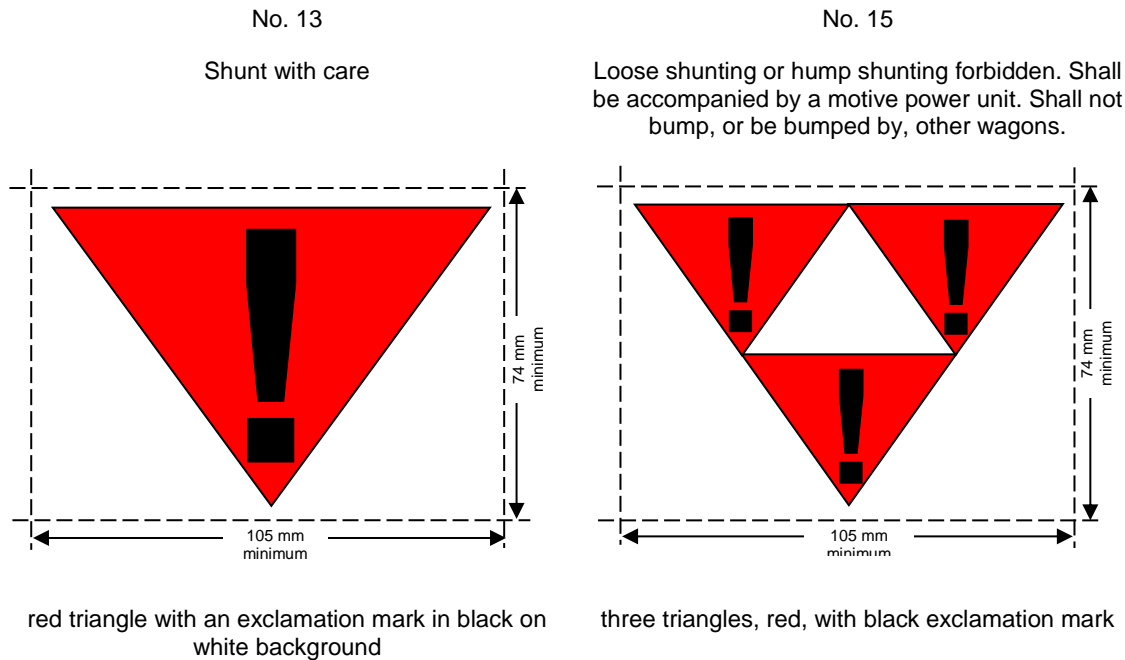
5.3.4.1 General provisions

The general provisions of 5.3.1.1.1 and 5.3.1.1.6 and of 5.3.1.3 to 5.3.1.6 shall also apply to the shunting labels conforming to models Nos. 13 and 15.

Instead of the shunting labels, indelible shunting marks corresponding exactly to the prescribed models may be affixed. These may simply consist of the red triangle with a black exclamation mark (at least 100 mm base by 70 mm height).

5.3.4.2 Description of shunting labels conforming to Models 13 and 15

The shunting labels conforming to Models 13 and 15 shall have the shape of a rectangle not smaller than A7 format (74 mm x 105 mm).



5.3.5 Orange band

Tank wagons intended for the carriage of liquefied, refrigerated liquefied or dissolved gases shall be marked with an unbroken, orange², non-reflectorized band, about 30cm wide, encircling the shell at mid-height.

5.3.6 Environmentally hazardous substance mark

5.3.6.1 When a placard is required to be displayed in accordance with the provisions of 5.3.1, large containers, bulk containers, MEGCs, tank-containers, portable tanks and wagons containing environmentally hazardous substances meeting the criteria of 2.2.9.1.10 shall be marked with the environmentally hazardous substance mark shown in 5.2.1.8.3. This does not apply to the exceptions listed in 5.2.1.8.1.

5.3.6.2 The environmentally hazardous substance mark for large containers, bulk containers, MEGCs, tank-containers, portable tanks and wagons shall be as described in 5.2.1.8.3 and Figure 5.2.1.8.3, except that the minimum dimensions shall be 250 mm x 250 mm. For tank-containers and portable tanks with a capacity of not more than 3 000 litres and with an available surface area insufficient to affix the prescribed marks, the minimum dimensions may be reduced to 100 mm x 100 mm. The other provisions of section 5.3.1 concerning placards shall apply mutatis mutandis to the mark.

² See 5.3.2.2.1 NOTE.

Chapter 5.4 Documentation

5.4.0 General

5.4.0.1 Unless otherwise specified, any carriage of goods governed by RID shall be accompanied by the documentation prescribed in this Chapter, as appropriate.

5.4.0.2 The use of electronic data processing (EDP) or electronic data interchange (EDI) techniques as an aid to or instead of paper documentation is permitted, provided that the procedures used for the capture, storage and processing of electronics data meet the legal requirements as regards the evidential value and availability of data during transport in a manner at least equivalent to that of paper documentation.

5.4.0.3 When the dangerous goods transport information is given to the carrier by EDP or EDI techniques, the consignor shall be able to give the information to the carrier as a paper document, with the information in the sequence required by this Chapter.

5.4.1 Dangerous goods transport document and related information

5.4.1.1 General information required in the transport document

5.4.1.1.1 The transport document(s) shall contain the following information for each dangerous substance, material or article offered for carriage:

- (a) the UN number preceded by the letters "UN";
- (b) the proper shipping name supplemented, when applicable (see 3.1.2.8.1) with the technical name in brackets (see 3.1.2.8.1.1), as determined in accordance with 3.1.2;
- (c) – for substances and articles of Class 1: the classification code given in Column (3 b) of Table A in Chapter 3.2.
When, in Column (5) of Table A of Chapter 3.2, label model numbers other than 1, 1.4, 1.5, 1.6, 13 or 15 are given, these label model numbers, in brackets, shall follow the classification code;
– for radioactive material of Class 7: the Class number "7";

NOTE: For radioactive material with a subsidiary hazard, see also special provision 172 in Chapter 3.3.

- for lithium batteries of UN numbers 3090, 3091, 3480 and 3481: the Class number "9";
- for other substances and articles: the label model numbers, apart from the shunting label conforming to model number 13, given in Column (5) of Table A in Chapter 3.2 or applicable according to a special provision referred to in Column (6). When more than one label model numbers are given, the numbers following the first one shall be given in brackets. For substances and articles for which no label model is given in Column (5) of Table A in Chapter 3.2, their class according to Column (3a) shall be given instead;
- (d) where assigned, the packing group for the substance which may be preceded by the letters "PG" (e.g. "PG II"), or the initials corresponding to the words "Packing Group" in the languages used according to 5.4.1.4.1;

NOTE: For radioactive material of Class 7 with subsidiary hazards, see special provision 172 (d) in Chapter 3.3.

- (e) the number and a description of the packages when applicable (see also CIM Article 7 § 1 (h) and (i)); UN packaging codes may only be used to supplement the description of the kind of package (e.g. one box (4G));

NOTE: The number, type and capacity of each inner packaging within the outer packaging of a combination packaging is not required to be indicated.

- (f) the total quantity of each type of dangerous goods bearing a different UN number, proper shipping name or packing group (as a volume or as a gross mass, or as a net mass as appropriate);

NOTE 1: (Reserved)

- 2:** For dangerous goods in machinery or equipment specified in RID, the quantity indicated shall be the total quantity of dangerous goods contained therein in kilograms or litres as appropriate.

- (g) the name and address of the consignor (see also CIM Article 7 § 1 (b));
- (h) the name and address of the consignee(s) (see also CIM Article 7 § 1 (g));
- (i) a declaration as required by the terms of any special agreement;
- (j) when a marking in accordance with 5.3.2.1 is prescribed, the hazard identification number shall also be inscribed before the letters "UN" preceding the UN number (see paragraph (a)). The hazard identification number shall also be shown where full loads made up of packages containing one and the same substance or article are marked in accordance with 5.3.2.1.

The location and order in which the elements of information required appear in the transport document is left optional, except that (a), (b), (c) and (d) shall be shown in the order listed above (i.e. (a), (b), (c), (d)) with no information interspersed, except as provided in RID.

Examples of such permitted dangerous goods descriptions are:

"UN 1098 ALLYL ALCOHOL, 6.1 (3), I" or

"UN 1098 ALLYL ALCOHOL, 6.1 (3), PG I"

When a marking in accordance with 5.3.2.1 is required, (a), (b), (c), (d), and (j) shall be shown in the sequence (j), (a), (b), (c), (d) with no information interspersed, except as provided in RID.

Examples of such permitted dangerous goods descriptions taking account of the marking in accordance with 5.3.2.1 are:

"663, UN 1098 ALLYL ALCOHOL, 6.1(3), I" or

"663, UN 1098 ALLYL ALCOHOL, 6.1(3), PG I".

5.4.1.1.2 The information required on a transport document shall be legible.

Although upper case is used in Chapter 3.1 and in Table A in Chapter 3.2 to indicate the elements which shall be part of the proper shipping name, and although upper and lower case are used in this Chapter to indicate the information required in the transport document, the use of upper or of lower case for entering the information in the transport document is left optional.

5.4.1.1.3 Special provisions for wastes

If waste containing dangerous goods (other than radioactive wastes) is being carried, the proper shipping name shall be preceded by the word "WASTE", unless this term is part of the proper shipping name, e.g.

- "UN 1230 WASTE METHANOL, 3 (6.1), II" or
- "UN 1230 WASTE METHANOL, 3 (6.1), PG II" or
- "UN 1993 WASTE FLAMMABLE LIQUID, N.O.S. (toluene and ethyl alcohol), 3, II" or
- "UN 1993 WASTE FLAMMABLE LIQUID, N.O.S. (toluene and ethyl alcohol), 3, PG II" or

when a marking in accordance with 5.3.2.1 is prescribed:

- "336, UN 1230 WASTE METHANOL, 3 (6.1), II" or
- "336, UN 1230 WASTE METHANOL, 3 (6.1), PG II".

If the provision for waste as set out in 2.1.3.5.5 is applied, the following shall be added to the dangerous goods description required in 5.4.1.1.1 (a) to (d):

"WASTE IN ACCORDANCE WITH 2.1.3.5.5" (e.g. "UN 3264, CORROSIVE LIQUID, ACIDIC, INORGANIC, N.O.S., 8, II, WASTE IN ACCORDANCE WITH 2.1.3.5.5").

The technical name, as prescribed in Chapter 3.3, special provision 274, need not be added.

5.4.1.1.4 (Deleted)

5.4.1.1.5 Special provisions for salvage packagings including large salvage packagings and salvage pressure receptacles

When dangerous goods are carried in a salvage packaging including in a large salvage packaging or salvage pressure receptacle, the words "SALVAGE PACKAGING" or "SALVAGE PRESSURE RECEPTACLE" shall be added after the description of the goods in the transport document.

5.4.1.1.6 Special provisions for empty means of containment, uncleaned

5.4.1.1.6.1 For empty means of containment, uncleaned, which contain the residue of dangerous goods of classes other than Class 7, the words "EMPTY, UNCLEARED" or "RESIDUE, LAST CONTAINED" shall be indicated before or after the dangerous goods description specified in 5.4.1.1.1 (j) and (a) to (d). Moreover, 5.4.1.1.1 (f) does not apply.

5.4.1.1.6.2 The special provision of 5.4.1.1.6.1 may be replaced with the provisions of 5.4.1.1.6.2.1 or 5.4.1.1.6.2.2, as appropriate.

5.4.1.1.6.2.1 For empty packagings, uncleaned, which contain the residue of dangerous goods of classes other than Class 7, including empty uncleaned receptacles for gases with a capacity of not more than 1000 litres, the particulars according to 5.4.1.1.1 (a), (b), (c), (d), (e), (f) and (j) are replaced with "EMPTY PACKAGING", "EMPTY RECEPTACLE", "EMPTY IBC" or "EMPTY LARGE PACKAGING", as appropriate, followed by the information of the goods last loaded, as described in 5.4.1.1.1 (c).

See example as follows: "EMPTY PACKAGING, 6.1 (3)".

In addition, in such a case:

- (a) If the dangerous goods last loaded are goods of Class 2, the information prescribed in 5.4.1.1.1 (c) may be replaced by the number of the class "2";

- (b) If the dangerous goods last loaded are goods of classes 3, 4.1, 4.2, 4.3, 5.1, 5.2, 6.1, 8 or 9, the information of the goods last loaded, as described in 5.4.1.1.1 (c) may be replaced by the words "WITH RESIDUES OF [...]" followed by the class(es) and subsidiary hazard(s) corresponding to the different residues, in the class numbering order.

Example: Empty packagings, uncleaned, having contained goods of Class 3 carried together with empty packagings, uncleaned, having contained goods of Class 8 with a Class 6.1 subsidiary hazard may be referred to in the transport document as:

"EMPTY PACKAGINGS, WITH RESIDUES OF 3, 6.1, 8".

- 5.4.1.1.6.2.2** For empty means of containment other than packagings, uncleaned, which contain the residue of dangerous goods of classes other than Class 7 and for empty uncleaned receptacles for gases with a capacity of more than 1000 litres, the particulars according to 5.4.1.1.1 (a) to (d) and (j) are preceded by "EMPTY TANK-WAGON", "EMPTY TANK-VEHICLE", "EMPTY DEMOUNTABLE TANK", "EMPTY BATTERY-WAGON", "EMPTY BATTERY-VEHICLE", "EMPTY PORTABLE TANK", "EMPTY TANK-CONTAINER", "EMPTY MEGC", "EMPTY WAGON", "EMPTY VEHICLE", "EMPTY CONTAINER" or "EMPTY RECEPTACLE", as appropriate, followed by the words "LAST LOAD:". Moreover, paragraph 5.4.1.1.1 (f) does not apply.

See examples as follows:

"EMPTY TANK-WAGON, LAST LOAD: 663 UN 1098 ALLYL ALCOHOL, 6.1 (3), I" or

"EMPTY TANK-WAGON, LAST LOAD: 663 UN 1098 ALLYL ALCOHOL, 6.1 (3), PG I".

- 5.4.1.1.6.2.3** (Reserved)

- 5.4.1.1.6.3** (a) If empty tanks, battery-wagons, battery-vehicles and MEGCs, uncleaned, are carried to the nearest place where cleaning or repair can be carried out in accordance with the provisions of 4.3.2.4.3, the following additional entry shall be made in the transport document:

"CARRIAGE IN ACCORDANCE WITH 4.3.2.4.3".

- (b) If empty wagons, road vehicles and containers, uncleaned, are carried to the nearest place where cleaning or repair can be carried out in accordance with the provisions of 7.5.8.1, the following additional entry shall be made in the transport document:

"CARRIAGE IN ACCORDANCE WITH 7.5.8.1".

- 5.4.1.1.6.4** For the carriage of tank-wagons, demountable tanks, battery-wagons, tank-containers and MEGCs under the conditions of 4.3.2.4.4, the following entry shall be included in the transport document:

"CARRIAGE IN ACCORDANCE WITH 4.3.2.4.4."

- 5.4.1.1.7 Special provisions for carriage in a transport chain including maritime or air carriage³**

For carriage in accordance with 1.1.4.2.1, a statement shall be included in the transport document, as follows:

"CARRIAGE IN ACCORDANCE WITH 1.1.4.2.1".

- 5.4.1.1.8** (Reserved)

- 5.4.1.1.9 Special provisions for piggyback transport**

NOTE: For the information in the transport document, see 1.1.4.4.5.

- 5.4.1.1.10** (Reserved)

- 5.4.1.1.11 Special provisions for the carriage of IBCs, tanks, battery-wagons, portable tanks and MEGCs after the date of expiry of the last periodic test or inspection**

For carriage in accordance with 4.1.2.2 (b), 4.3.2.3.7 (b), 6.7.2.19.6 (b), 6.7.3.15.6 (b) or 6.7.4.14.6 (b), a statement to this effect shall be included in the transport document, as follows:

"CARRIAGE IN ACCORDANCE WITH 4.1.2.2 (b)",

"CARRIAGE IN ACCORDANCE WITH 4.3.2.3.7 (b)",

"CARRIAGE IN ACCORDANCE WITH 6.7.2.19.6 (b)",

"CARRIAGE IN ACCORDANCE WITH 6.7.3.15.6 (b)" or

³ For carriage in a transport chain including maritime or air carriage, a copy of the documentation (e.g. form for the multimodal transport of dangerous goods in accordance with 5.4.5) prescribed for maritime or air carriage may be attached to the transport document. These documents shall be the same size as the transport document. If the form for the multimodal transport of dangerous goods in accordance with 5.4.5 is attached to the transport document, the information concerning the dangerous goods already contained on this form need not be shown in the transport document, but a reference to this supplementary sheet shall be entered in the appropriate box on the transport document.

"CARRIAGE IN ACCORDANCE WITH 6.7.4.14.6 (b)" as appropriate.

5.4.1.1.12 Special provisions for carriage in accordance with transitional requirements

For carriage in accordance with 1.6.1.1, a statement shall be included in the transport document, as follows:

"CARRIAGE IN ACCORDANCE WITH RID IN FORCE BEFORE 1 JANUARY 2019".

5.4.1.1.13 (Reserved)

5.4.1.1.14 Special provisions for the carriage of substances carried under elevated temperature

If the proper shipping name of a substance which is carried or offered for carriage in a liquid state at a temperature equal to or exceeding 100 °C, or in a solid state at a temperature equal to or exceeding 240 °C, does not convey the elevated temperature condition (for example, by using the term "MOLTEN" or "ELEVATED TEMPERATURE" as part of the proper shipping name), the word "HOT" shall immediately precede the proper shipping name.

5.4.1.1.15 (Reserved)

5.4.1.1.16 Information required in accordance with special provision 640 in Chapter 3.3

Where it is required by special provision 640 of Chapter 3.3, the transport document shall bear the inscription "SPECIAL PROVISION 640X" where "X" is the capital letter appearing after the pertinent reference to special provision 640 in column (6) of Table A of Chapter 3.2.

5.4.1.1.17 Special provisions for the carriage of solids in bulk containers conforming to 6.11.4

When solid substances are carried in bulk containers conforming to 6.11.4, the following statement shall be shown in the transport document (see Note at the beginning of 6.11.4):

"BULK CONTAINER BK(X)⁴ APPROVED BY THE COMPETENT AUTHORITY OF ...".

5.4.1.1.18 Special provisions for carriage of environmentally hazardous substances (aquatic environment)

When a substance belonging to one of classes 1 to 9 meets the classification criteria of 2.2.9.1.10, the transport document shall bear the additional inscription "ENVIRONMENTALLY HAZARDOUS" or "MARINE POLLUTANT/ENVIRONMENTALLY HAZARDOUS". This additional requirement does not apply to UN Nos. 3077 and 3082 or for the exceptions listed in 5.2.1.8.1.

The inscription "MARINE POLLUTANT" (according to 5.4.1.4.3 of the IMDG Code) is acceptable for carriage in a transport chain including maritime carriage.

5.4.1.1.19 Special provisions for carriage of packagings, discarded, empty, uncleaned (UN 3509)

For packagings, discarded, empty, uncleaned, the proper shipping name specified in 5.4.1.1.1 (b) shall be complemented with the words "(WITH RESIDUES OF [...])" followed by the class(es) and subsidiary hazard(s) corresponding to the residues, in the class numbering order. Moreover, 5.4.1.1.1 (f) does not apply.

Example: Packagings, discarded, empty, uncleaned having contained goods of Class 4.1 packed together with packagings, discarded, empty, uncleaned having contained goods of Class 3 with a Class 6.1 subsidiary hazard should be referred to in the transport document as:

"UN 3509 PACKAGINGS, DISCARDED, EMPTY, UNCLEARED (WITH RESIDUES OF 3, 4.1, 6.1), 9".

5.4.1.1.20 Special provisions for the carriage of substances classified in accordance with 2.1.2.8

For carriage in accordance with 2.1.2.8, a statement shall be included in the transport document, as follows:

"Classified in accordance with 2.1.2.8".

5.4.1.1.21 Special provisions for the carriage of UN Nos. 3528, 3529 and 3530

For carriage of UN Nos. 3528, 3529 and 3530, the transport document, when required according to special provision 363 of Chapter 3.3, shall contain the following additional statement:

"Transport in accordance with special provision 363".

⁴ (x) shall be replaced with "1" or "2" as appropriate.

5.4.1.2 Additional or special information required for certain classes

5.4.1.2.1 Special provisions for Class 1

- (a) The transport document shall indicate, in addition to the requirements in 5.4.1.1.1 (f):
- the total net mass, in kg, of explosive contents⁵ for each substance or article bearing a different UN number;
 - the total net mass, in kg, of explosive contents⁵ for all substances and articles covered by the transport document;
- (b) For mixed packing of two different goods, the description of the goods in the transport document shall include the UN numbers and names printed in capitals in Columns (1) and (2) of Table A of Chapter 3.2 of both substances or articles. If more than two different goods are contained in the same package in conformity with the mixed packing provisions given in 4.1.10 special provisions MP 1, MP 2 and MP 20 to MP 24, the transport document shall indicate under the description of the goods the UN numbers of all the substances and articles contained in the package, in the form, "GOODS OF UN NOS ...";
- (c) For the carriage of substances and articles assigned to an n.o.s. entry or the entry "0190 SAMPLES, EXPLOSIVE" or packed conforming to packing instruction P 101 of 4.1.4.1, a copy of the competent authority approval with the conditions of carriage shall be attached to the transport document. It shall be drafted in an official language of the forwarding country and also, if that language is not English, French, German or Italian, in English, French, German or Italian, unless any agreements concluded between the countries concerned in the transport operation provide otherwise;
- (d) If packages containing substances and articles of compatibility groups B and D are loaded together in the same wagon in accordance with the requirements of 7.5.2.2, a copy of the competent authority approval of the protective compartment or containment system in accordance with 7.5.2.2, footnote (a) under the table, shall be attached to the transport document. It shall be drafted in an official language of the forwarding country and also, if that language is not English, French, German or Italian, in English, French, German or Italian unless any agreements concluded between the countries concerned in the transport operation provide otherwise;
- (e) When explosive substances or articles are carried in packagings conforming to packing instruction P 101, the transport document shall bear the inscription "PACKAGING APPROVED BY THE COMPETENT AUTHORITY OF (indication of the state (distinguishing sign used on vehicles in international road traffic⁶), on whose behalf the competent authority is acting)" (see 4.1.4.1, packing instruction P 101);
- (f) In the case of military consignments within the meaning of 1.5.2, the descriptions prescribed by the competent military authority may be used in place of the descriptions in accordance with Table A of Chapter 3.2.

For the carriage of military consignments to which the derogations in accordance with 5.2.1.5, 5.2.2.1.8 and 5.3.1.1.2 and in 7.2.4, special provision W 2, the following shall be entered in the transport document: "MILITARY CONSIGNMENT".

- (g) When fireworks of UN Nos. 0333, 0334, 0335, 0336 and 0337 are carried, the transport document shall bear the inscription:

"CLASSIFICATION OF FIREWORKS BY THE COMPETENT AUTHORITY OF XX WITH THE FIREWORK REFERENCE XX/YYZZZZ".

The classification approval certificate need not be carried with the consignment, but shall be made available by the consignor to the carrier or the competent authorities for control purposes. The classification approval certificate or a copy of it shall be in an official language of the forwarding country, and also, if that language is not German, English, French or Italian, in German, English, French or Italian.

NOTE 1: The commercial or technical name of the goods may be entered additionally to the proper shipping name in the transport document.

- 2:** The classification reference(s) shall consist of the RID Contracting State in which the classification code according to special provision 645 of 3.3.1 was approved, indicated by the distinguishing sign used on vehicles in international road traffic (XX)⁶, the competent authority identification (YY) and a unique serial reference (ZZZZ). Examples of such classification references are:

GB/HSE123456

D/BAM1234.

⁵ For articles, "explosive contents" means the explosive substance contained in the article.

⁶ Distinguishing sign of the State of registration used on motor vehicles and trailers in international road traffic, e.g. in accordance with the Geneva Convention on Road Traffic of 1949 or the Vienna Convention on Road Traffic of 1968.

5.4.1.2.2 Additional provisions for Class 2

- (a) For the carriage of mixtures (see 2.2.2.1.1) in tank-wagons, battery-wagons, wagons with demountable tanks, portable tanks, tank-containers or MEGCs, the composition of the mixture as a percentage of the volume or as a percentage of the mass shall be given. Constituents below 1% need not be indicated (see also 3.1.2.8.1.2). The composition of the mixture need not be given when the technical names authorized by special provisions 581, 582 or 583 are used to supplement the proper shipping name;
- (b) For the carriage of cylinders, tubes, pressure drums, cryogenic receptacles and bundles of cylinders under the conditions of 4.1.6.10, the following entry shall be included in the transport document:
"CARRIAGE IN ACCORDANCE WITH 4.1.6.10".
- (c) Where tank-wagons have been refilled without having been previously cleaned out, the transport document shall show, as total weight of goods carried, the sum of the weight of the new load and of the residual load, which will be the same as the gross weight of the tank-wagon, less its registered unladen weight. In addition, the words "MASS OF NEW LOAD ... KG" may also be added.
- (d) In the case of tank-wagons and tank-containers carrying refrigerated liquefied gases the consignor shall enter in the transport document the date at which the actual holding time ends, in the following format:
"END OF HOLDING TIME: (DD/MM/YYYY)".

5.4.1.2.3 Additional provisions for self-reactive substances of Class 4.1 and organic peroxides of Class 5.2

5.4.1.2.3.1 (Reserved)

5.4.1.2.3.2 When for certain self-reactive substances of Class 4.1 and certain organic peroxides of Class 5.2 the competent authority has permitted the label conforming to model No.1 to be dispensed with for a specific packaging (see 5.2.2.1.9), a statement to this effect shall be included in the transport document, as follows:

"THE LABEL CONFORMING TO MODEL NO.1 IS NOT REQUIRED".

5.4.1.2.3.3 When organic peroxides and self-reactive substances are carried under conditions where approval is required (for organic peroxides see 2.2.52.1.8, 4.1.7.2.2 and special provision TA2 of 6.8.4; for self-reactive substances see 2.2.41.1.13 and 4.1.7.2.2, a statement to this effect shall be included in the transport document, e.g.

"CARRIAGE IN ACCORDANCE WITH 2.2.52.1.8".

A copy of the competent authority approval with the conditions of carriage shall be attached to the transport document. It shall be drafted in an official language of the forwarding country and also, if that language is not English, French, German or Italian, in English, French, German or Italian unless any agreements concluded between the countries concerned in the transport operation provide otherwise.

5.4.1.2.3.4 When a sample of an organic peroxide (see 2.2.52.1.9) or a self-reactive substance (see 2.2.41.1.15) is carried, a statement to this effect shall be included in the transport document, e.g.

"CARRIAGE IN ACCORDANCE WITH 2.2.52.1.9".

5.4.1.2.3.5 When self-reactive substances type G (see Manual of Tests and Criteria, Part II, paragraph 20.4.2 (g)) are carried, the following statement may be given in the transport document:

"NOT A SELF-REACTIVE SUBSTANCE OF CLASS 4.1".

When organic peroxides type G (see Manual of Tests and Criteria, Part II, paragraph 20.4.3 (g)) are carried, the following statement may be given in the transport document:

"NOT A SUBSTANCE OF CLASS 5.2".

5.4.1.2.4 Additional provisions for Class 6.2

In addition to the information concerning the consignee (see 5.4.1.1.1 (h)), the name and telephone number of a responsible person shall be indicated.

5.4.1.2.5 Additional provisions for Class 7

5.4.1.2.5.1 The following information shall be inserted in the transport document for each consignment of Class 7 material, as applicable, in the order given and immediately after the information required under 5.4.1.1.1 (a) to (c):

- (a) The name or symbol of each radionuclide or, for mixtures of radionuclides, an appropriate general description or a list of the most restrictive nuclides;
- (b) A description of the physical and chemical form of the material, or a notation that the material is special form radioactive material or low dispersible radioactive material. A generic chemical description is acceptable for chemical form. For radioactive material with a subsidiary hazard, see paragraph (c) of special provision 172 of Chapter 3.3;

- (c) The maximum activity of the radioactive contents during carriage expressed in becquerels (Bq) with an appropriate SI prefix symbol (see 1.2.2.1). For fissile material, the mass of fissile material (or mass of each fissile nuclide for mixtures when appropriate) in grams (g), or appropriate multiples thereof, may be used in place of activity;
- (d) The category of the package, i.e. I-WHITE, II-YELLOW, III-YELLOW;
- (e) The transport index (categories II-YELLOW and III-YELLOW only);
- (f) For fissile material:
 - (i) Shipped under one exception of 2.2.7.2.3.5 (a) to (f), reference to that paragraph;
 - (ii) Shipped under 2.2.7.2.3.5 (c) to (e), the total mass of fissile nuclides;
 - (iii) Contained in a package for which one of 6.4.11.2 (a) to (c) or 6.4.11.3 is applied, reference to that paragraph;
 - (iv) The criticality safety index, where applicable;
- (g) The identification mark for each competent authority certificate of approval (special form radioactive material, low dispersible radioactive material, fissile material excepted under 2.2.7.2.3.5 (f), special arrangement, package design, or shipment) applicable to the consignment;
- (h) For consignments of more than one package, the information required in 5.4.1.1.1 and in (a) to (g) above shall be given for each package. For packages in an overpack, container or wagon, a detailed statement of the contents of each package within the overpack, container or wagon and, where appropriate, of each overpack, container or wagon shall be included. If packages are to be removed from the overpack, container or wagon at a point of intermediate unloading, appropriate transport documents shall be made available;
- (i) Where a consignment is required to be shipped under exclusive use, the statement "EXCLUSIVE USE SHIPMENT"; and
- (j) For LSA-II and LSA-III substances, SCO-I and SCO-II, the total activity of the consignment as a multiple of A_2 . For radioactive material for which the A_2 value is unlimited, the multiple of A_2 shall be zero.

5.4.1.2.5.2 The consignor shall provide in the transport document a statement regarding actions, if any, that are required to be taken by the carrier. The statement shall be in the languages deemed necessary by the carrier or the authorities concerned, and shall include at least the following information:

- (a) Supplementary requirements for loading, stowage, carriage, handling and unloading of the package, overpack or container including any special stowage provisions for the safe dissipation of heat (see special provision CW33 (3.2) of 7.5.11), or a statement that no such requirements are necessary;
- (b) Restrictions on the mode of carriage or wagon and any necessary routing instructions;
- (c) Emergency arrangements appropriate to the consignment.

5.4.1.2.5.3 In all cases of international carriage of packages requiring competent authority approval of design or shipment, for which different approval types apply in the different countries concerned by the shipment, the UN number and proper shipping name required in 5.4.1.1.1 shall be in accordance with the certificate of the country of origin of design.

5.4.1.2.5.4 The applicable competent authority certificates need not necessarily accompany the consignment. The consignor shall make them available to the carrier(s) before loading and unloading.

5.4.1.3 (Reserved)

5.4.1.4 Format and language to be used

5.4.1.4.1 The transport document shall be filled out in one or more languages, one of which shall be English, French or German, unless any agreements concluded between the countries concerned in the transport operation provide otherwise.

In addition to the information required in 5.4.1.1 and 5.4.1.2, a cross shall be entered in the appropriate box if the transport document to be used provides for this, for example the consignment note in accordance with CIM or the wagon note in accordance with the General Contract of Use for Wagons (GCU)⁷.

5.4.1.4.2 A separate transport document shall be made out for consignments which, because of the prohibitions in 7.5.2, may not be loaded together in the same wagon or container.

In addition to the transport document, for multimodal carriage, the use of documents corresponding to the example shown in 5.4.5 is considered advisable⁸.

⁷ Published by the GCU Bureau, Avenue Louise, 500, BE-1050 Brussels, www.gcubureau.org.

⁸ If used, the relevant recommendations of the UNECE United Nations Centre for Trade Facilitation and Electronic Business (UN/CEFACT) may be consulted, in particular Recommendation No. 1 (United Na-

5.4.1.5 Non-dangerous goods

When goods mentioned by name in Table A of Chapter 3.2, are not subject to RID because they are considered as non-dangerous according to Part 2, the consignor may enter in the transport document a statement to that effect, e.g.:

"NOT GOODS OF CLASS ...".

NOTE: This provision may be used in particular when the consignor considers that, due to the chemical nature of the goods (e.g. solutions and mixtures) carried or to the fact that such goods are deemed dangerous for other regulatory purposes the consignment might be subject to control during the journey.

5.4.2 Container/vehicle packing certificate

If the carriage of dangerous goods in a container precedes a voyage by sea, a container/vehicle packing certificate conforming to section 5.4.2 of the IMDG Code⁹ shall be provided with the transport document¹⁰.

tions Layout Key for Trade Documents) (ECE/TRADE/137, edition 81.3), UN Layout Key for Trade Documents – Guidelines for Applications (ECE/TRADE/270, edition 2002), Recommendation No. 11 (Documentary Aspects of the International Transport of Dangerous Goods) (ECE/TRADE/204, edition 96.1 – currently under revision) and Recommendation No. 22 (Layout Key for Standard Consignment Instructions) (ECE/TRADE/168, edition 1989). Refer also to the UN/CEFACT Summary of Trade Facilitation Recommendations (ECE/TRADE/346, edition 2006) and the United Nations Trade Data Elements Directory (UNTDDED) (ECE/TRADE/362, edition 2005).

⁹ Guidelines for use in practice and in training for loading goods in transport units have also been drawn up by the International Maritime Organization (IMO), the International Labour Organization (ILO) and the United Nations Economic Commission for Europe (UNECE) and have been published by IMO ("IMO/ILO/UNECE Code of Practice for Packing of Cargo Transport Units (CTU Code)").

¹⁰ Section 5.4.2 of the IMDG Code (Amendment 38-16) requires the following:

"5.4.2 Container/vehicle packing certificate

5.4.2.1 When dangerous goods are packed or loaded into any container or vehicle, those responsible for packing the container or vehicle shall provide a "container/vehicle packing certificate" specifying the container/vehicle identification number(s) and certifying that the operation has been carried out in accordance with the following conditions:

- .1 The container/vehicle was clean, dry and apparently fit to receive the goods;
- .2 Packages, which need to be segregated in accordance with applicable segregation requirements, have not been packed together onto or in the container/vehicle [unless approved by the competent authority concerned in accordance with 7.3.4.1 (of the IMDG Code)];
- .3 All packages have been externally inspected for damage, and only sound packages have been loaded;
- .4 Drums have been stowed in an upright position, unless otherwise authorized by the competent authority, and all goods have been properly loaded, and, where necessary, adequately braced with securing material to suit the mode(s) of transport for the intended journey;
- .5 Goods loaded in bulk have been evenly distributed within the container/vehicle;
- .6 For consignments including goods of class 1, other than division 1.4, the container/vehicle is structurally serviceable in conformity with 7.1.2 (of the IMDG Code);
- .7 The container/vehicle and packages are properly marked, labelled, and placarded, as appropriate;
- .8 When substances presenting a risk of asphyxiation are used for cooling or conditioning purposes (such as dry ice (UN 1845) or nitrogen, refrigerated liquid (UN 1977) or argon, refrigerated liquid (UN 1951)), the container/vehicle is externally marked in accordance with 5.5.3.6 (of the IMDG Code); and
- .9 A dangerous goods transport document, as indicated in 5.4.1 (of the IMDG Code) has been received for each dangerous goods consignment loaded in the container/vehicle.

NOTE: The container/vehicle packing certificate is not required for portable tanks.

5.4.2.2 The information required in the dangerous goods transport document and the container/vehicle packing certificate may be incorporated into a single document; if not, these documents shall

The functions of the transport document required under 5.4.1 and of the container/vehicle packing certificate as provided above may be incorporated into a single document; if not, these documents shall be attached one to the other. If these functions are incorporated into a single document, the inclusion in the transport document of a statement that the loading of the container or vehicle has been carried out in accordance with the applicable modal regulations together with the identification of the person responsible for the container/vehicle packing certificate shall be sufficient.

NOTE: The container/vehicle packing certificate is not required for portable tanks, tank-containers and MEGCs.

If the carriage of dangerous goods in a vehicle precedes a voyage by sea, a container/vehicle packing certificate conforming to section 5.4.2 of the IMDG Code⁹ may be provided with the transport document¹⁰.

NOTE: For the purposes of this section the term "vehicle" includes wagon.

5.4.3 Instructions in writing

- 5.4.3.1** As an aid during an emergency situation that may occur during carriage, instructions in writing in the form specified in 5.4.3.4 shall be carried in the driver's cab and shall be readily available.
- 5.4.3.2** Before the start of the journey, these instructions shall be provided by the carrier to the driver(s) in (a) language(s) that he (they) can read and understand. The carrier shall ensure that the driver understands the instructions and is capable of carrying them out properly.
- 5.4.3.3** Before the start of his journey, the driver shall consult the instructions in writing for details on actions to be taken in the event of an accident or incident, taking into account the information on dangerous goods on board provided to him by the carrier.
- 5.4.3.4** The instructions in writing should correspond to the following four page model as regards their contents.

be attached one to the other. If the information is incorporated into a single document, the document shall include a signed declaration such as "It is declared that the packing of the goods into the container/vehicle has been carried out in accordance with the applicable provisions". This declaration shall be dated and the person signing this declaration shall be identified on the document. Facsimile signatures are acceptable where applicable laws and regulations recognize the legal validity of facsimile signatures.

- 5.4.2.3** If the container/vehicle packing certificate is presented to the carrier by means of EDP or EDI transmission techniques, the signature(s) may be electronic signature(s) or may be replaced by the name(s) (in capitals) of the person authorized to sign.
- 5.4.2.4** When the container/vehicle packing certificate is given to a carrier by EDP or EDI techniques and subsequently the dangerous goods are transferred to a carrier that requires a paper container/vehicle packing certificate, the carrier shall ensure that the paper document indicates "Original received electronically" and the name of the signatory shall be shown in capital letters."










INSTRUCTIONS IN WRITING ACCORDING TO RID









Actions in the event of an accident or incident involving or likely to involve dangerous goods

In the event of an accident or incident that may occur or arise during carriage, the drivers shall take the following actions where safe and practicable to do so^a:



- Bring the train/shunting movement to a stop in a suitable place, bearing in mind the type of hazard (e.g. fire, loss of load), the local conditions (e.g. tunnel, built-up area) and possible actions by the emergency services (accessibility, evacuation), if necessary, by agreement with the railway infrastructure manager;
- Switch off the locomotive in accordance with the operating instructions;
- Avoid sources of ignition, in particular, do not smoke, use electronic cigarettes or similar devices or switch on any electrical equipment;
- Observe the additional guidance assigned to the hazards of all concerned goods in the following table. The hazards correspond to the number of the danger label model and the mark assigned to the goods during carriage;
- Inform the railway infrastructure manager or the emergency services, giving as much information as possible about the accident or incident and dangerous goods involved, bearing in mind the carrier's instructions;
- Keep information on the dangerous goods being carried (if necessary, the transport documents) readily available for the emergency services on arrival, or have these made available by means of electronic data interchange (EDI);
- When leaving the locomotive, put on the prescribed warning clothing;
- If necessary, use other protective equipment;
- Move away from the immediate vicinity of the accident or incident, advise other persons to move away and follow the advice of the officers-in-charge (internal and external);
- Do not walk into or touch spilled substances and avoid inhalation of fumes, smoke, dusts and vapours by staying up wind;
- Remove any contaminated clothing and dispose of it safely.

^a Specifications contained in railway regulations or railway operations shall be observed.

Additional guidance to drivers on the hazard characteristics of dangerous goods by class and on actions subject to prevailing circumstances		
Danger labels and placards, description of the hazards	Hazard characteristics	Additional guidance
(1)	(2)	(3)
Explosive substances and articles  1 1.5 1.6	May have a range of properties and effects such as mass detonation; projection of fragments; intense fire/heat flux; formation of bright light, loud noise or smoke. Sensitive to shocks and/or impacts and/or heat.	Take cover but stay away from windows.
Explosive substances and articles  1.4	Slight risk of explosion and fire.	Take cover.
Flammable gases  2.1	Risk of fire. Risk of explosion. May be under pressure. Risk of asphyxiation. May cause burns and/or frostbite. Containments may explode when heated.	Take cover. Keep out of low areas.
Non-flammable, non-toxic gases  2.2	Risk of asphyxiation. May be under pressure. May cause frostbite. Containments may explode when heated.	Take cover. Keep out of low areas.
Toxic gases  2.3	Risk of intoxication. May be under pressure. May cause burns and/or frostbite. Containments may explode when heated.	Take cover. Keep out of low areas.
Flammable liquids  3	Risk of fire. Risk of explosion. Containments may explode when heated.	Take cover. Keep out of low areas.
Flammable solids, self-reactive substances, polymerizing substances and solid desensitized explosives  4.1	Risk of fire. Flammable or combustible, may be ignited by heat, sparks or flames. May contain self-reactive substances that are liable to exothermic decomposition in the case of heat supply, contact with other substances (such as acids, heavy-metal compounds or amines), friction or shock. This may result in the evolution of harmful and flammable gases or vapours or self-ignition. Containments may explode when heated. Risk of explosion of desensitized explosives after loss of desensitizer.	
Substances liable to spontaneous combustion  4.2	Risk of fire by spontaneous combustion if packages are damaged or contents spilled. May react vigorously with water.	
Substances which, in contact with water, emit flammable gases  4.3	Risk of fire and explosion in contact with water.	

Additional guidance to drivers on the hazard characteristics of dangerous goods by class and on actions subject to prevailing circumstances		
Danger labels and placards, description of the hazards	Hazard characteristics	Additional guidance
(1)	(2)	(3)
Oxidizing substances  5.1	Risk of vigorous reaction, ignition and explosion in contact with combustible or flammable substances.	
Organic peroxides  5.2	Risk of exothermic decomposition at elevated temperatures, contact with other substances (such as acids, heavy-metal compounds or amines), friction or shock. This may result in the evolution of harmful and flammable gases or vapours or self-ignition.	
Toxic substances  6.1	Risk of intoxication by inhalation, skin contact or ingestion. Risk to the aquatic environment or the sewage system.	
Infectious substances  6.2	Risk of infection. May cause serious disease in humans or animals. Risk to the aquatic environment or the sewage system.	
Radioactive material  7A 7B 7C 7D	Risk of intake and external radiation.	Limit time of exposure.
Fissile material  7E	Risk of nuclear chain reaction.	
Corrosive substances  8	Risk of burns by corrosion. May react vigorously with each other, with water and with other substances. Spilled substance may evolve corrosive vapours. Risk to the aquatic environment or the sewage system.	
Miscellaneous dangerous substances and articles  9 9A	Risk of burns. Risk of fire. Risk of explosion. Risk to the aquatic environment or the sewage system.	

- NOTE** 1: For dangerous goods with multiple risks and for mixed loads, each applicable entry shall be observed.
- 2: Additional guidance shown in column (3) of the Table may be adapted to reflect the classes of dangerous goods to be carried and their means of transport and, if necessary, to supplement them according to existing national specifications.

Additional guidance to drivers on the hazard characteristics of dangerous goods, indicated by marks, and on actions subject to prevailing circumstances		
Mark (1)	Hazard characteristics (2)	Additional guidance (3)
 Environmentally hazardous substances	Risk to the aquatic environment or the sewage system.	
 Elevated temperature substances	Risk of burns by heat.	Avoid contact with hot parts of the wagon or container and the spilled substance.

Equipment for personal protection to be carried in the driver's cab

The following equipment^a shall be carried in the driver's cab:

- portable lighting apparatus;
- for the driver
- suitable warning clothing.

^a The equipment to be kept available shall, if necessary, be supplemented according to existing national specifications.

5.4.4 Retention of dangerous goods transport information

5.4.4.1 The consignor and the carrier shall retain a copy of the dangerous goods transport document and additional information and documentation as specified in RID, for a minimum period of three months.

5.4.4.2 When the documents are kept electronically or in a computer system, the consignor and the carrier shall be able to reproduce them in a printed form.

5.4.5 Example of a multimodal dangerous goods form

Example of a form which may be used as a combined dangerous goods declaration and container packing certificate for multimodal carriage of dangerous goods.

MULTIMODAL DANGEROUS GOODS FORM (right edge black hatchings)

1. Shipper/Consignor/Sender		2. Transport document number				
		3. Page 1 of ... Pages		4. Shipper's reference		
				5. Freight Forwarder's reference		
6. Consignee		7. Carrier (to be completed by the carrier)				
		SHIPPER'S DECLARATION I hereby declare that the contents of this consignment are fully and accurately described below by the proper shipping name, and are classified, packaged, marked and labeled /placarded and are in all respects in proper condition for transport according to the applicable international and national governmental regulations.				
8. This shipment is within the limitations prescribed for: (Delete non-applicable) <table border="1"> <tr> <td>PASSENGER AND CARGO AIRCRAFT</td> <td>CARGO AIRCRAFT ONLY</td> </tr> </table>		PASSENGER AND CARGO AIRCRAFT	CARGO AIRCRAFT ONLY	9. Additional handling information		
PASSENGER AND CARGO AIRCRAFT	CARGO AIRCRAFT ONLY					
10. Vessel/flight no. and date						
11. Port/place of loading						
12. Port/place of discharge		13. Destination				
14. Shipping marks * Number and kind of packages; description of goods Gross mass (kg) Net mass Cube (m ³) * FOR DANGEROUS GOODS: you must specify: UN No., proper shipping name, hazard class, packing group (where assigned) and any other element of information required under applicable national and international regulations.						
15. Container identification No./vehicle registration No.	16. Seal number (s)	17. Container/vehicle size & type	18. Tare (kg)	19. Total gross mass (including tare) (kg)		
CONTAINER/VEHICLE PACKING CERTIFICATE I hereby declare that the goods described above have been packed/loaded into the container/vehicle identified above in accordance with the applicable provisions**. MUST BE COMPLETED AND SIGNED FOR ALL CONTAINER/VEHICLE LOADS BY PERSON RESPONSIBLE FOR PACKING/LOADING		21. RECEIVING ORGANISATION RECEIPT Received the above number of packages/containers/trailers in apparent good order and condition unless stated hereon: RECEIVING ORGANISATION REMARKS:				
20. Name of company	Haulier's name		22. Name of company (OF SHIPPER PREPARING THIS NOTE)			
Name/Status of declarant	Vehicle reg. no.		Name/Status of declarant			
Place and date	Signature and date		Place and date			
Signature of declarant	DRIVER'S SIGNATURE		Signature of declarant			

** See 5.4.2.

MULTIMODAL DANGEROUS GOODS FORM
(right edge black hatchings)

Continuation Sheet

1. Shipper/Consignor /Sender	2. Transport document number		
	3. Page 2 of ... Pages	4. Shipper's reference	
		5. Freight Forwarder's reference	
14. Shipping marks	* Number and kind of packages; description of goods	Gross mass (kg)	Net mass
Cube (m ³)			
<p>* FOR DANGEROUS GOODS: you must specify: UN No., proper shipping name, hazard class, packing group (where assigned) and any other element of information required under applicable national and international regulations.</p>			

Chapter 5.5 Special provisions

5.5.1 (Deleted)

5.5.2 Special provisions applicable to fumigated cargo transport units (UN 3359)

5.5.2.1 General

5.5.2.1.1 Fumigated cargo transport units (UN 3359) containing no other dangerous goods are not subject to any provisions of RID other than those of this section.

5.5.2.1.2 When the fumigated cargo transport unit is loaded with dangerous goods in addition to the fumigant, any provision of RID relevant to these goods (including placarding, marking and documentation) applies in addition to the provisions of this section.

5.5.2.1.3 Only cargo transport units that can be closed in such a way that the escape of gas is reduced to a minimum shall be used for the carriage of cargo under fumigation.

5.5.2.2 Training

Persons engaged in the handling of fumigated cargo transport units shall be trained commensurate with their responsibilities.

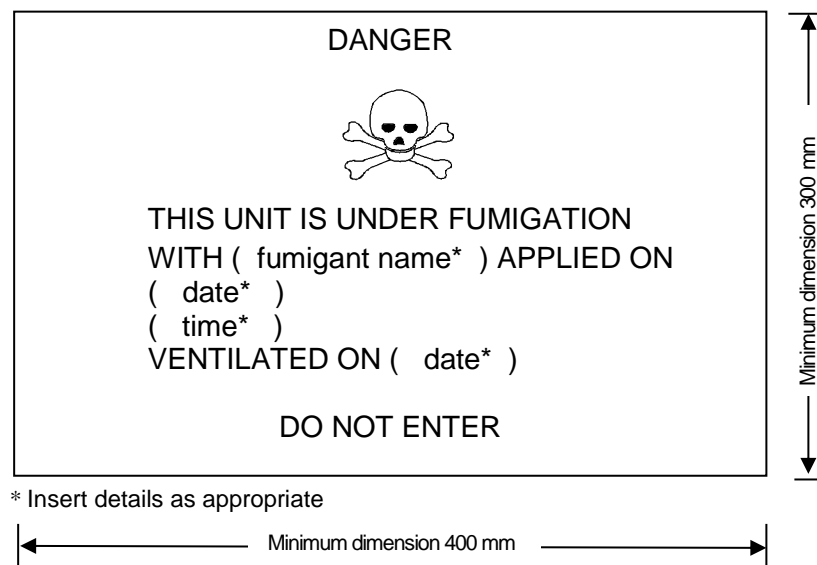
5.5.2.3 Marking and placarding

5.5.2.3.1 A fumigated cargo transport unit shall be marked with a warning mark, as specified in 5.5.2.3.2, affixed at each access point in a location where it will be easily seen by persons opening or entering the cargo transport unit. This mark shall remain on the cargo transport unit until the following provisions are met:

- (a) The fumigated cargo transport unit has been ventilated to remove harmful concentrations of fumigant gas; and
- (b) The fumigated goods or materials have been unloaded.

5.5.2.3.2 The fumigation warning mark shall be as shown in Figure 5.5.2.3.2.

Figure 5.5.2.3.2



Fumigation warning mark

The mark shall be a rectangle. The minimum dimensions shall be 400 mm wide × 300 mm high and the minimum width of the outer line shall be 2 mm. The mark shall be in black print on a white background with lettering not less than 25 mm high. Where dimensions are not specified, all features shall be in approximate proportion to those shown.

5.5.2.3.3 If the fumigated cargo transport unit has been completely ventilated either by opening the doors of the unit or by mechanical ventilation after fumigation, the date of ventilation shall be marked on the fumigation warning mark.

5.5.2.3.4 When the fumigated cargo transport unit has been ventilated and unloaded, the fumigation warning mark shall be removed.

- 5.5.2.3.5** Placards conforming to model No. 9 (see 5.2.2.2.2) shall not be affixed to a fumigated cargo transport unit except as required for other Class 9 substances or articles packed therein.
- 5.5.2.4 Documentation**
- 5.5.2.4.1** Documents associated with the carriage of cargo transport units that have been fumigated and have not been completely ventilated before carriage shall include the following information:
- "UN 3359 fumigated cargo transport unit, 9", or "UN 3359 fumigated cargo transport unit, Class 9";
 - The date and time of fumigation; and
 - The type and amount of the fumigant used.
- These particulars shall be drafted in an official language of the forwarding country and also, if the language is not English, French, German or Italian, in English, French, German or Italian, unless agreements, if any, concluded between the countries concerned in the transport operation provide otherwise.
- 5.5.2.4.2** The documents may be in any form, provided they contain the information required in 5.5.2.4.1. This information shall be easy to identify, legible and durable.
- 5.5.2.4.3** Instructions for disposal of any residual fumigant including fumigation devices (if used) shall be provided.
- 5.5.2.4.4** A document is not required when the fumigated cargo transport unit has been completely ventilated and the date of ventilation has been marked on the warning mark (see 5.5.2.3.3 and 5.5.2.3.4).
- 5.5.3 Special provisions applicable to packages and wagons and containers containing substances presenting a risk of asphyxiation when used for cooling or conditioning purposes (such as dry ice (UN 1845) or nitrogen, refrigerated liquid (UN 1977) or argon, refrigerated liquid (UN 1951))**
- 5.5.3.1 Scope**
- 5.5.3.1.1** This section is not applicable to substances which may be used for cooling or conditioning purposes when carried as a consignment of dangerous goods, except for the carriage of dry ice (UN No. 1845). When they are carried as a consignment, these substances shall be carried under the relevant entry of Table A of Chapter 3.2 in accordance with the associated conditions of carriage.
- For UN No. 1845, the conditions of carriage specified in this section, except 5.5.3.3.1, apply for all kinds of carriage, as a coolant, conditioner, or as a consignment. For the carriage of UN No. 1845, no other provisions of RID apply.
- 5.5.3.1.2** This section is not applicable to gases in cooling cycles.
- 5.5.3.1.3** Dangerous goods used for cooling or conditioning tanks or MEGCs during carriage are not subject to this section.
- 5.5.3.1.4** Wagons and containers containing substances used for cooling or conditioning purposes include wagons and containers containing substances used for cooling or conditioning purposes inside packages as well as wagons and containers with unpackaged substances used for cooling or conditioning purposes.
- 5.5.3.1.5** Sub-sections 5.5.3.6 and 5.5.3.7 only apply when there is an actual risk of asphyxiation in the wagon or container. It is for the participants concerned to assess this risk, taking into consideration the hazards presented by the substances being used for cooling or conditioning, the amount of substance to be carried, the duration of the journey, the types of containment to be used and the gas concentration limits given in the Note to 5.5.3.3.3.
- 5.5.3.2 General**
- 5.5.3.2.1** Wagons and containers containing substances used for cooling or conditioning purposes (other than fumigation) during carriage are not subject to any provisions of RID other than those of this section.
- 5.5.3.2.2** When dangerous goods are loaded in wagons or containers containing substances used for cooling or conditioning purposes any provisions of RID relevant to these dangerous goods apply in addition to the provisions of this section.
- 5.5.3.2.3** (Reserved)
- 5.5.3.2.4** Persons engaged in the handling or carriage of wagons and containers containing substances used for cooling or conditioning purposes shall be trained commensurate with their responsibilities.

5.5.3.3 Packages containing a coolant or conditioner

5.5.3.3.1 Packaged dangerous goods requiring cooling or conditioning assigned to packing instructions P 203, P 620, P 650, P 800, P 901 or P 904 of 4.1.4.1 shall meet the appropriate requirements of that packing instruction.

5.5.3.3.2 For packaged dangerous goods requiring cooling or conditioning assigned to other packing instructions, the packages shall be capable of withstanding very low temperatures and shall not be affected or significantly weakened by the coolant or conditioner. Packages shall be designed and constructed to permit the release of gas to prevent a build-up of pressure that could rupture the packaging. The dangerous goods shall be packed in such a way as to prevent movement after the dissipation of any coolant or conditioner.

5.5.3.3.3 Packages containing a coolant or conditioner shall be carried in well ventilated wagons and containers. Marking according to 5.5.3.6 is not required in this case.

Ventilation is not required, and marking according to 5.5.3.6 is required, if:

- gas exchange between the load compartment and accessible compartments during carriage is prevented; or
- the load compartment is insulated, refrigerated or mechanically refrigerated equipment, for example as defined in the Agreement on the International Carriage of Perishable Foodstuffs and on the Special Equipment to be Used for such Carriage (ATP) and separated from accessible compartments during carriage.

NOTE: In this context "well ventilated" means there is an atmosphere where the carbon dioxide concentration is below 0.5% by volume and the oxygen concentration is above 19.5% by volume.

5.5.3.4 Marking of packages containing a coolant or conditioner

5.5.3.4.1 Packages containing dangerous goods used for cooling or conditioning shall be marked with the name indicated in Column (2) of Table A of Chapter 3.2 of these dangerous goods followed by the words "AS COOLANT" or "AS CONDITIONER" as appropriate in an official language of the country of origin and also, if that language is not English, French, German or Italian, in English, French, German or Italian, unless agreements concluded between the countries concerned in the transport operation provide otherwise.

5.5.3.4.2 The marks shall be durable, legible and placed in such a location and of such a size relative to the package as to be readily visible.

5.5.3.5 Wagons and containers containing unpackaged dry ice

5.5.3.5.1 If dry ice in unpackaged form is used, it shall not come into direct contact with the metal structure of a wagon or container to avoid embrittlement of the metal. Measures shall be taken to provide adequate insulation between the dry ice and the wagon or container by providing a minimum of 30 mm separation (e.g. by using suitable low heat conducting materials such as timber planks, pallets etc).

5.5.3.5.2 Where dry ice is placed around packages, measures shall be taken to ensure that packages remain in the original position during carriage after the dry ice has dissipated.

5.5.3.6 Marking of wagons and containers


5.5.3.6.1 Wagons and containers containing dangerous goods used for cooling or conditioning purposes that are not well ventilated shall be marked with a warning mark, as specified in 5.5.3.6.2, affixed at each access point in a location where it will be easily seen by persons opening or entering the wagon or container. This mark shall remain on the wagon or container until the following provisions are met:

- (a) The wagon or container has been well ventilated to remove harmful concentrations of coolant or conditioner; and
- (b) The cooled or conditioned goods have been unloaded.

As long as the wagon or container is marked, the necessary precautions have to be taken before entering it. The necessity of ventilating through the cargo doors or other means (e.g. forced ventilation) has to be evaluated and included in training of the involved persons.

5.5.3.6.2 The warning mark shall be as shown in Figure 5.5.3.6.2.

Figure 5.5.3.6.2



Coolant/conditioning warning mark for wagons and containers

- * Insert the name indicated in Column (2) of Table A of Chapter 3.2 of the coolant/conditioner. The lettering shall be in capitals, all be on one line and shall be at least 25 mm high. If the length of the proper shipping name is too long to fit in the space provided, the lettering may be reduced to the maximum size possible to fit. For example: "CARBON DIOXIDE, SOLID".
- ** Insert "AS COOLANT" or "AS CONDITIONER" as appropriate. The lettering shall be in capitals, all be on one line and be at least 25 mm high.

The mark shall be a rectangle. The minimum dimensions shall be 150 mm wide × 250 mm high. The word "WARNING" shall be in red or white and be at least 25 mm high. Where dimensions are not specified, all features shall be in approximate proportion to those shown.

The word "WARNING" and the words "AS COOLANT" or "AS CONDITIONER", as appropriate, shall be in an official language of the country of origin and also, if that language is not English, French, German or Italian, in English, French, German or Italian, unless agreements concluded between the countries concerned in the transport operation provide otherwise.

5.5.3.7 Documentation

5.5.3.7.1 Documents (such as a bill of lading, cargo manifest or CMR/CIM consignment note) associated with the carriage of wagons or containers containing or having contained substances used for cooling or conditioning purposes and have not been completely ventilated before carriage shall include the following information:

- (a) The UN number preceded by the letters "UN"; and
- (b) The name indicated in Column (2) of Table A of Chapter 3.2 followed by the words "AS COOLANT" or "AS CONDITIONER" as appropriate in an official language of the country of origin and also, if that language is not English, French, German or Italian, in English, French, German or Italian, unless agreements, if any, concluded between the countries concerned in the transport operation provide otherwise.

For example: "UN 1845, CARBON DIOXIDE, SOLID, AS COOLANT".

5.5.3.7.2 The transport document may be in any form, provided it contains the information required in 5.5.3.7.1. This information shall be easy to identify, legible and durable.

Part 6 Requirements for the construction and testing of packagings, intermediate bulk containers (IBCs), large packagings and tanks

Chapter 6.1 Requirements for the construction and testing of packagings

6.1.1 General

6.1.1.1 The requirements of this Chapter do not apply to:

- (a) Packages containing radioactive material of Class 7, unless otherwise provided (see 4.1.9);
- (b) Packages containing infectious substances of Class 6.2, unless otherwise provided (see Note under the heading of Chapter 6.3 and packing instruction P 621 of 4.1.4.1);
- (c) Pressure receptacles containing gases of Class 2;
- (d) Packages whose net mass exceeds 400 kg;
- (e) Packagings for liquids, other than combination packagings, with a capacity exceeding 450 litres.

6.1.1.2 The requirements for packagings in 6.1.4 are based on packagings currently used. In order to take into account progress in science and technology, there is no objection to the use of packagings having specifications different from those in 6.1.4, provided that they are equally effective, acceptable to the competent authority and able successfully to withstand the tests described in 6.1.1.3 and 6.1.5. Methods of testing other than those described in this Chapter are acceptable, provided they are equivalent, and are recognized by the competent authority.

6.1.1.3 Every packaging intended to contain liquids shall successfully undergo a suitable leakproofness test. This test is part of a quality assurance programme as stipulated in 6.1.1.4 which shows the capability of meeting the appropriate test level indicated in 6.1.5.4.3:

- (a) before it is first used for carriage;
- (b) after remanufacturing or reconditioning, before it is re-used for carriage;

For this test, packagings need not have their own closures fitted.

The inner receptacle of composite packagings may be tested without the outer packaging provided the test results are not affected.

This test is not necessary for:

- inner packagings of combination packagings;
- inner receptacles of composite packagings (glass, porcelain or stoneware), marked with the symbol "RID/ADR" according to 6.1.3.1 (a) (ii);
- light-gauge metal packagings, marked with the symbol "RID/ADR" according to 6.1.3.1 (a) (ii).

6.1.1.4 Packagings shall be manufactured, reconditioned and tested under a quality assurance programme which satisfies the competent authority in order to ensure that each packaging meets the requirements of this Chapter.

NOTE: ISO 16106:2006 "Packaging – Transport packages for dangerous goods – Dangerous goods packagings, intermediate bulk containers (IBCs) and large packagings – Guidelines for the application of ISO 9001" provides acceptable guidance on procedures which may be followed.

6.1.1.5 Manufacturers and subsequent distributors of packagings shall provide information regarding procedures to be followed and a description of the types and dimensions of closures (including required gaskets) and any other components needed to ensure that packages as presented for carriage are capable of passing the applicable performance tests of this Chapter.

6.1.2 Code for designating types of packagings

6.1.2.1 The code consists of:

- (a) an Arabic numeral indicating the kind of packaging, e.g. drum, jerrican, etc., followed by;
- (b) a capital letter(s) in Latin characters indicating the nature of the material, e.g. steel, wood, etc., followed where necessary by;
- (c) an Arabic numeral indicating the category of packaging within the kind to which the packaging belongs.

6.1.2.2 In the case of composite packagings, two capital letters in Latin characters are used in sequence in the second position of the code. The first indicates the material of the inner receptacle and the second that of the outer packaging.

6.1.2.3 In the case of combination packagings only the code number for the outer packaging is used.

6.1.2.4 The letters "T", "V" or "W" may follow the packaging code. The letter "T" signifies a salvage packaging conforming to the requirements of 6.1.5.1.11. The letter "V" signifies a special packaging conforming to the requirements of 6.1.5.1.7. The letter "W" signifies that the packaging, although of the same type indicated by

the code, is manufactured to a specification different to that in 6.1.4 and is considered equivalent under the requirements of 6.1.1.2.

6.1.2.5 The following numerals shall be used for the kinds of packaging:

1. Drum
2. (Reserved)
3. Jerrican
4. Box
5. Bag
6. Composite packaging
7. (Reserved)
0. Light-gauge metal packagings

6.1.2.6 The following capital letters shall be used for the types of material:

- A. Steel (all types and surface treatments)
- B. Aluminium
- C. Natural wood
- D. Plywood
- F. Reconstituted wood
- G. Fibreboard
- H. Plastics material
- L. Textile
- M. Paper, multiwall
- N. Metal (other than steel or aluminium)
- P. Glass, porcelain or stoneware

NOTE: Plastics materials, is taken to include other polymeric materials such as rubber.

6.1.2.7 The following table indicates the codes to be used for designating types of packagings depending on the kind of packagings, the material used for their construction and their category; it also refers to the sub-sections to be consulted for the appropriate requirements:

Kind	Material	Category	Code	Sub-section
1. Drums	A. Steel	non-removable head	1A1	6.1.4.1
		removable head	1A2	
	B. Aluminium	non-removable head	1B1	6.1.4.2
		removable head	1B2	
	D. Plywood		1D	6.1.4.5
	G.Fibre		1G	6.1.4.7
	H. Plastics	non-removable head	1H1	6.1.4.8
		removable head	1H2	
	N. Metal, other than steel or aluminium	non-removable head	1N1	6.1.4.3
		removable head	1N2	
2. (Reserved)				
3. Jerricans	A. Steel	non-removable head	3A1	6.1.4.4
		removable head	3A2	
	B. Aluminium	non-removable head	3B1	6.1.4.4
		removable head	3B2	
	H. Plastics	non-removable head	3H1	6.1.4.8
		removable head	3H2	
4. Boxes	A. Steel		4A	6.1.4.14
	B. Aluminium		4B	6.1.4.14

Kind	Material	Category	Code	Sub-section
4. Boxes (cont'd)	C. Natural wood	ordinary	4C1	6.1.4.9
		with sift-proof walls	4C2	
	D. Plywood		4D	6.1.4.10
	F. Reconstituted wood		4F	6.1.4.11
	G. Fibreboard		4G	6.1.4.12
	H. Plastics	expanded	4H1	6.1.4.13
		solid	4H2	
	N. Metal, other than steel or aluminium		4N	6.1.4.14
5. Bags	H. Woven plastics	without inner liner or coating	5H1	6.1.4.16
		sift-proof	5H2	
		water resistant	5H3	
	H. Plastics film		5H4	6.1.4.17
	L. Textile	without inner liner or coating	5L1	6.1.4.15
		sift-proof	5L2	
		water resistant	5L3	
	M. Paper	multiwall	5M1	6.1.4.18
		multiwall, water resistant	5M2	
6. Composite packagings	H. Plastics receptacle	with outer steel drum	6HA1	6.1.4.19
		with outer steel crate or box	6HA2	6.1.4.19
		with outer aluminium drum	6HB1	6.1.4.19
		with outer aluminium crate or box	6HB2	6.1.4.19
		with outer wooden box	6HC	6.1.4.19
		with outer plywood drum	6HD1	6.1.4.19
		with outer plywood box	6HD2	6.1.4.19
		with outer fibre drum	6HG1	6.1.4.19
		with outer fibreboard box	6HG2	6.1.4.19
		with outer plastics drum	6HH1	6.1.4.19
		with outer solid plastics box	6HH2	6.1.4.19
	P. Glass, porcelain or stoneware receptacle	with outer steel drum	6PA1	6.1.4.20
		with outer steel crate or box	6PA2	6.1.4.20
		with outer aluminium drum	6PB1	6.1.4.20
		with outer aluminium crate or box	6PB2	6.1.4.20
		with outer wooden box	6PC	6.1.4.20
		with outer plywood drum	6PD1	6.1.4.20
		with outer wickerwork hamper	6PD2	6.1.4.20
		with outer fibre drum	6PG1	6.1.4.20
		with outer fibreboard box	6PG2	6.1.4.20
		with outer expanded plastics packaging	6PH1	6.1.4.20

Kind	Material	Category	Code	Sub-section
6. Composite packagings (cont'd)	P. Glass, porcelain or stoneware receptacle (cont'd)	with outer solid plastics packaging	6PH2	6.1.4.20
7. (Reserved)				
0. Light-gauge metal packagings	A. Steel	non-removable head	0A1	6.1.4.22
		removable head	0A2	

6.1.3

Marking

NOTE 1: The marks indicate that the packaging which bears them correspond to a successfully tested design type and that it complies with the requirements of this Chapter which are related to the manufacture, but not to the use, of the packaging. In itself, therefore, the marks do not necessarily confirm that the packaging may be used for any substance: generally the type of packaging (e.g. steel drum), its maximum capacity and/or mass, and any special requirements are specified for each substance in Table A of Chapter 3.2.


2: The marks are intended to be of assistance to packaging manufacturers, reconditioners, packaging users, carriers and regulatory authorities. In relation to the use of a new packaging, the original marks are a means for its manufacturer(s) to identify the type and to indicate those performance test regulations that have been met.

3: The marks do not always provide full details of the test levels, etc., and these may need to be taken further into account, e.g. by reference to a test certificate, to test reports or to a register of successfully tested packagings. For example, a packaging having an X or Y mark may be used for substances to which a packing group having a lesser degree of danger has been assigned with the relevant maximum permissible value of the relative density¹ determined by taking into account the factor 1.5 or 2.25 indicated in the packaging test requirements in 6.1.5 as appropriate, i.e. packing group I packaging tested for products of relative density 1.2 could be used as a packing group II packaging for products of relative density 1.8 or a packing group III packaging for products of relative density 2.7, provided of course that all the performance criteria can still be met with the higher relative density product.

6.1.3.1

Each packaging intended for use according to the RID shall bear marks which are durable, legible and placed in a location and of such a size relative to the packaging as to be readily visible. For packages with a gross mass of more than 30 kg, the marks or a duplicate thereof shall appear on the top or on a side of the packaging. Letters, numerals and symbols shall be at least 12 mm high, except for packagings of 30 litres or 30 kg capacity or less, when they shall be at least 6 mm in height and for packagings of 5 litres or 5 kg or less when they shall be of an appropriate size.

The marks shall show:

(a) (i) The United Nations packaging symbol . This symbol shall not be used for any purpose other than certifying that a packaging, a flexible bulk container, a portable tank or an MEGC complies with the relevant requirements in Chapter 6.1, 6.2, 6.3, 6.5, 6.6, 6.7 or 6.11. This symbol shall not be used for packagings which comply with the simplified conditions of 6.1.1.3, 6.1.5.3.1 (e), 6.1.5.3.5 (c), 6.1.5.4, 6.1.5.5.1 and 6.1.5.6 (see also (ii) below). For embossed metal packagings, the capital letters "UN" may be applied instead of the symbol; or

(ii) The symbol "RID/ADR" for composite packagings (glass, porcelain or stoneware) and light-gauge metal packagings conforming to simplified conditions (see 6.1.1.3, 6.1.5.3.1 (e), 6.1.5.3.5 (c), 6.1.5.4, 6.1.5.5.1 and 6.1.5.6);

NOTE: Packagings bearing this symbol are approved for rail, road and inland waterways transport operations which are subject to the provisions of RID, ADR and ADN respectively. They are not necessarily accepted for carriage by other modes of transport or for transport operations by road, rail or inland waterways which are governed by other regulations.

(b) The code designating the type of packaging according to 6.1.2;

(c) A code in two parts:

- (i) a letter designating the packing group(s) for which the design type has been successfully tested:
 - X for packing groups I, II and III;
 - Y for packing groups II and III;
 - Z for packing group III only;

¹ Relative density (d) is considered to be synonymous with Specific Gravity (SG) and is used throughout this text.

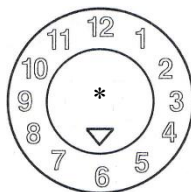
- (ii) the relative density, rounded off to the first decimal, for which the design type has been tested for packagings without inner packagings intended to contain liquids; this may be omitted when the relative density does not exceed 1.2. For packagings intended to contain solids or inner packagings, the maximum gross mass in kilograms.

For light-gauge metal packagings, marked with the symbol "RID/ADR" according to 6.1.3.1 (a) (ii) intended to contain liquids having a viscosity at 23 °C exceeding 200 mm²/s, the maximum gross mass in kg;

- (d) Either the letter "S" denoting that the packaging is intended for the carriage of solids or inner packagings or, for packagings (other than combination packagings) intended to contain liquids, the hydraulic test pressure which the packaging was shown to withstand in kPa rounded down to the nearest 10 kPa.

For light-gauge metal packagings, marked with the symbol "RID/ADR, according to 6.1.3.1(a) (ii) intended to contain liquids having a viscosity at 23 °C exceeding 200 mm²/s, the letter "S";

- (e) The last two digits of the year during which the packaging was manufactured. Packagings of types 1H and 3H shall also be appropriately marked with the month of manufacture; this may be marked on the packaging in a different place from the remainder of the marks. An appropriate method is:



- * The last two digits of the year of manufacture may be displayed at that place. In such a case, the two digits of the year in the type approval mark and in the inner circle of the clock shall be identical.

NOTE: Other methods that provide the minimum required information in a durable, visible and legible form are also acceptable.

- (f) The State authorizing the allocation of the mark, indicated by the distinguishing sign used on vehicles in international road traffic²;
- (g) The name of the manufacturer or other identification of the packaging specified by the competent authority.

6.1.3.2 In addition to the durable marks prescribed in 6.1.3.1, every new metal drum of a capacity greater than 100 litres shall bear the marks described in 6.1.3.1 (a) to (e) on the bottom, with an indication of the nominal thickness of at least the metal used in the body (in mm, to 0.1 mm), in permanent form (e.g. embossed). When the nominal thickness of either head of a metal drum is thinner than that of the body, the nominal thickness of the top head, body, and bottom head shall be marked on the bottom in permanent form (e.g. embossed), for example "1.0-1.2-1.0" or "0.9-1.0-1.0". Nominal thickness of metal shall be determined according to the appropriate ISO standard, for example ISO 3574:1999 for steel. The marks indicated in 6.1.3.1 (f) and (g) shall not be applied in a permanent form except as provided in 6.1.3.5.

6.1.3.3 Every packaging other than those referred to in 6.1.3.2 liable to undergo a reconditioning process shall bear the marks indicated in 6.1.3.1 (a) to (e) in a permanent form. Marks are permanent if they are able to withstand the reconditioning process (e.g. embossed). For packagings other than metal drums of a capacity greater than 100 litres, these permanent marks may replace the corresponding durable marks prescribed in 6.1.3.1.

6.1.3.4 For remanufactured metal drums, if there is no change to the packaging type and no replacement or removal of integral structural components, the required marks need not be permanent. Every other remanufactured metal drum shall bear the marks in 6.1.3.1 (a) to (e) in a permanent form (e.g. embossed) on the top head or side.

6.1.3.5 Metal drums made from materials (e.g. stainless steel) designed to be reused repeatedly may bear the marks indicated in 6.1.3.1 (f) and (g) in a permanent form (e.g. embossed).

6.1.3.6 The marks in accordance with 6.1.3.1 are valid for only one design type or series of design types. Different surface treatments may fall within the same design type.

A "series of design types" means packagings of the same structural design, wall thickness, material and cross-section, which differ only in their lesser design heights from the design type approved.

The closures of receptacles shall be identifiable as those referred to in the test report.

² Distinguishing sign of the State of registration used on motor vehicles and trailers in international road traffic, e.g. in accordance with the Geneva Convention on Road Traffic of 1949 or the Vienna Convention on Road Traffic of 1968.

6.1.3.7 Marks shall be applied in the sequence of the sub-paragraphs in 6.1.3.1; each mark required in these sub-paragraphs and when appropriate sub-paragraphs (h) to (j) of 6.1.3.8 shall be clearly separated, e.g. by a slash or space, so as to be easily identifiable. For examples, see 6.1.3.11.

Any additional marks authorized by a competent authority shall still enable the other marks required in 6.1.3.1 to be correctly identified.






6.1.3.8 After reconditioning a packaging, the reconditioner shall apply to it, in sequence, durable marks showing:

- (h) The State in which the reconditioning was carried out, indicated by the distinguishing sign used on vehicles in international road traffic²;
- (i) The name of the reconditioner or other identification of the packaging specified by the competent authority;
- (j) The year of reconditioning; the letter "R"; and, for every packaging successfully passing the leakproofness test in 6.1.1.3, the additional letter "L".



6.1.3.9 When, after reconditioning, the marks required by 6.1.3.1 (a) to (d) no longer appear on the top head or the side of a metal drum, the reconditioner also shall apply them in a durable form followed by 6.1.3.8 (h), (i) and (j). These marks shall not identify a greater performance capability than that for which the original design type had been tested and marked.

6.1.3.10 Packagings manufactured with recycled plastics material as defined in 1.2.1 shall be marked "REC". This mark shall be placed near the marks prescribed in 6.1.3.1.


6.1.3.11 Examples for marking NEW packagings

	4G/Y145/S/02 NL/VL823	as in 6.1.3.1 (a) (i), (b), (c), (d) and (e) as in 6.1.3.1 (f) and (g)	For a new fibreboard box
	1A1/Y1.4/150/98 NL/VL824	as in 6.1.3.1 (a) (i), (b), (c), (d) and (e) as in 6.1.3.1 (f) and (g)	For a new steel drum to contain liquids
	1A2/Y150/S/01 NL/VL825	as in 6.1.3.1 (a) (i), (b), (c), (d) and (e) as in 6.1.3.1 (f) and (g)	For a new steel drum to contain solids, or inner packagings
	4HW/Y136/S/98 NL/VL826	as in 6.1.3.1 (a) (i), (b), (c), (d) and (e) as in 6.1.3.1 (f) and (g)	For a new plastics box of equivalent specification
	1A2/Y/100/01 USA/MM5	as in 6.1.3.1 (a) (i), (b), (c), (d) and (e) as in 6.1.3.1 (f) and (g)	For a remanufactured steel drum to contain liquids
	RID/ADR/0A1/Y100/89 NL/VL123	as in 6.1.3.1 (a) (ii), (b), (c), (d) and (e) as in 6.1.3.1 (f) and (g)	For a new light-gauge metal packaging, non-removable head
	RID/ADR/0A2/Y20/S/04 NL/VL124	as in 6.1.3.1 (a) (ii), (b), (c), (d) and (e) as in 6.1.3.1 (f) and (g)	For a new light-gauge metal packaging, removable head, intended to contain solids, or liquids with a viscosity at 23 °C exceeding 200 mm ² /s.

6.1.3.12 Examples for marking RECONDITIONED packagings

	1A1/Y1.4/150/97 NL/RB/01 RL	as in 6.1.3.1 (a) (i), (b), (c), (d) and (e) as in 6.1.3.8 (h), (i) and (j)
	1A2/Y150/S/99 USA/RB/00 R	as in 6.1.3.1 (a) (i), (b), (c), (d) and (e) as in 6.1.3.8 (h), (i) and (j)

6.1.3.13 Example for marking SALVAGE packagings

	1A2T/Y300/S/01 USA/abc	as in 6.1.3.1 (a) (i), (b), (c), (d) and (e) as in 6.1.3.1 (f) and (g)
---	---------------------------	---

NOTE: The marking, for which examples are given in 6.1.3.11, 6.1.3.12 and 6.1.3.13 may be applied in a single line or in multiple lines provided the correct sequence is respected.

6.1.3.14 Certification

By affixing marks in accordance with 6.1.3.1, it is certified that mass-produced packagings correspond to the approved design type and that the requirements referred to in the approval have been met.

6.1.4 Requirements for packagings

6.1.4.0 General requirements

Any permeation of the substance contained in the packaging shall not constitute a danger under normal conditions of carriage.

6.1.4.1 Steel drums

1A1 non-removable head

1A2 removable head

6.1.4.1.1 Body and heads shall be constructed of steel sheet of a suitable type and of adequate thickness in relation to the capacity of the drum and to its intended use.

NOTE: In the case of carbon steel drums, "suitable" steels are identified in ISO 3573:1999 "Hot rolled carbon steel sheet of commercial and drawing qualities" and ISO 3574:1999 "Cold-reduced carbon steel sheet of commercial and drawing qualities".

For carbon steel drums below 100 litres "suitable" steels in addition to the above standards are also identified in ISO 11949:1995 "Cold-reduced electrolytic tinplate", ISO 11950:1995 "Cold-reduced electrolytic chromium/chromium oxide-coated steel" and ISO 11951:1995 "Cold-reduced blackplate in coil form for the production of tinplate or electrolytic chromium/chromium oxide-coated steel".

6.1.4.1.2 Body seams shall be welded on drums intended to contain more than 40 litres of liquid. Body seams shall be mechanically seamed or welded on drums intended to contain solids or 40 litres or less of liquids.

6.1.4.1.3 Chimes shall be mechanically seamed or welded. Separate reinforcing rings may be applied.

6.1.4.1.4 The body of a drum of a capacity greater than 60 litres shall, in general, have at least two expanded rolling hoops or, alternatively, at least two separate rolling hoops. If there are separate rolling hoops they shall be fitted tightly on the body and so secured that they cannot shift. Rolling hoops shall not be spot welded.

6.1.4.1.5 Openings for filling, emptying and venting in the bodies or heads of non-removable head (1A1) drums shall not exceed 7 cm in diameter. Drums with larger openings are considered to be of the removable head type (1A2). Closures for openings in the bodies and heads of drums shall be so designed and applied that they will remain secure and leakproof under normal conditions of carriage. Closure flanges may be mechanically seamed or welded in place. Gaskets or other sealing elements shall be used with closures, unless the closure is inherently leakproof.

6.1.4.1.6 Closure devices for removable head (1A2) drums shall be so designed and applied that they will remain secure and drums will remain leakproof under normal conditions of carriage. Gaskets or other sealing elements shall be used with all removable heads.

6.1.4.1.7 If materials used for body, heads, closures and fittings are not in themselves compatible with the contents to be carried, suitable internal protective coatings or treatments shall be applied. These coatings or treatments shall retain their protective properties under normal conditions of carriage.

6.1.4.1.8 Maximum capacity of drum: 450 litres.

6.1.4.1.9 Maximum net mass: 400 kg.

6.1.4.2 Aluminium drums

1B1 non-removable head

1B2 removable head

6.1.4.2.1 Body and heads shall be constructed of aluminium at least 99% pure or of an aluminium base alloy. Material shall be of a suitable type and of adequate thickness in relation to the capacity of the drum and to its intended use.

6.1.4.2.2 All seams shall be welded. Chime seams, if any, shall be reinforced by the application of separate reinforcing rings.

6.1.4.2.3 The body of a drum of a capacity greater than 60 litres shall, in general, have at least two expanded rolling hoops or, alternatively, at least two separate rolling hoops. If there are separate rolling hoops they shall be fitted tightly on the body and so secured that they cannot shift. Rolling hoops shall not be spot welded.

6.1.4.2.4 Openings for filling, emptying and venting in the bodies or heads of non-removable head (1B1) drums shall not exceed 7 cm in diameter. Drums with larger openings are considered to be of the removable head type (1B2). Closures for openings in the bodies and heads of drums shall be so designed and applied that they will remain secure and leakproof under normal conditions of carriage. Closure flanges shall be welded in place so that the weld provides a leakproof seam. Gaskets or other sealing elements shall be used with closures, unless the closure is inherently leakproof.

- 6.1.4.2.5** Closure devices for removable head (1B2) drums shall be so designed and applied that they will remain secure and drums will remain leakproof under normal conditions of carriage. Gaskets or other sealing elements shall be used with all removable heads.
- 6.1.4.2.6** Maximum capacity of drum: 450 litres.
- 6.1.4.2.7** Maximum net mass: 400 kg.
- 6.1.4.3 Drums of metal other than aluminium or steel**
- 1N1 non-removable head
1N2 removable head
- 6.1.4.3.1** The body and heads shall be constructed of a metal or of a metal alloy other than steel or aluminium. Material shall be of a suitable type and of adequate thickness in relation to the capacity of the drum and to its intended use.
- 6.1.4.3.2** Chime seams, if any, shall be reinforced by the application of separate reinforcing rings. All seams, if any, shall be joined (welded, soldered, etc.) in accordance with the technical state of the art for the used metal or metal alloy.
- 6.1.4.3.3** The body of a drum of a capacity greater than 60 litres shall, in general, have at least two expanded rolling hoops or, alternatively, at least two separate rolling hoops. If there are separate rolling hoops they shall be fitted tightly on the body and so secured that they cannot shift. Rolling hoops shall not be spot welded.
- 6.1.4.3.4** Openings for filling, emptying and venting in the bodies or heads of non-removable head (1N1) drums shall not exceed 7 cm in diameter. Drums with larger openings are considered to be of the removable head type (1N2). Closures for openings in the bodies and heads of drums shall be so designed and applied that they will remain secure and leakproof under normal conditions of carriage. Closure flanges shall be joined in place (welded, soldered, etc.) in accordance with the technical state of the art for the used metal or metal alloy so that the seam join is leakproof. Gaskets or other sealing elements shall be used with closures, unless the closure is inherently leakproof.
- 6.1.4.3.5** Closure devices for removable head (1N2) drums shall be so designed and applied that they will remain secure and drums will remain leakproof under normal conditions of carriage. Gaskets or other sealing elements shall be used with all removable heads.
- 6.1.4.3.6** Maximum capacity of drum: 450 litres.
- 6.1.4.3.7** Maximum net mass: 400 kg.
- 6.1.4.4 Steel or aluminium jerricans**
- 3A1 steel, non-removable head
3A2 steel, removable head
3B1 aluminium, non-removable head
3B2 aluminium, removable head
- 6.1.4.4.1** Body and heads shall be constructed of steel sheet, of aluminium at least 99% pure or of an aluminium base alloy. Material shall be of a suitable type and of adequate thickness in relation to the capacity of the jerrican and to its intended use.
- 6.1.4.4.2** Chimes of steel jerricans shall be mechanically seamed or welded. Body seams of steel jerricans intended to contain more than 40 litres of liquid shall be welded. Body seams of steel jerricans intended to contain 40 litres or less shall be mechanically seamed or welded. For aluminium jerricans, all seams shall be welded. Chime seams, if any, shall be reinforced by the application of a separate reinforcing ring.
- 6.1.4.4.3** Openings in non-removable head jerricans (3A1 and 3B1) shall not exceed 7 cm in diameter. Jerricans with larger openings are considered to be of the removable head type (3A2 and 3B2). Closures shall be so designed that they will remain secure and leakproof under normal conditions of carriage. Gaskets or other sealing elements shall be used with closures, unless the closure is inherently leakproof.
- 6.1.4.4.4** If materials used for body, heads, closures and fittings are not in themselves compatible with the contents to be carried, suitable internal protective coatings or treatments shall be applied. These coatings or treatments shall retain their protective properties under normal conditions of carriage.
- 6.1.4.4.5** Maximum capacity of jerrican: 60 litres.
- 6.1.4.4.6** Maximum net mass: 120 kg.

- 6.1.4.5 Plywood drums**
- 1D
- 6.1.4.5.1** The wood used shall be well seasoned, commercially dry and free from any defect likely to lessen the effectiveness of the drum for the purpose intended. If a material other than plywood is used for the manufacture of the heads, it shall be of a quality equivalent to the plywood.
- 6.1.4.5.2** At least two-ply plywood shall be used for the body and at least three-ply plywood for the heads; the plies shall be firmly glued together by a water resistant adhesive with their grain crosswise.
- 6.1.4.5.3** The body and heads of the drum and their joins shall be of a design appropriate to the capacity of the drum and to its intended use.
- 6.1.4.5.4** In order to prevent sifting of the contents, lids shall be lined with kraft paper or some other equivalent material which shall be securely fastened to the lid and extend to the outside along its full circumference.
- 6.1.4.5.5** Maximum capacity of drum: 250 litres.
- 6.1.4.5.6** Maximum net mass: 400 kg.
- 6.1.4.6** (Deleted)
- 6.1.4.7 Fibre drums**
- 1G
- 6.1.4.7.1** The body of the drum shall consist of multiple plies of heavy paper or fibreboard (without corrugations) firmly glued or laminated together and may include one or more protective layers of bitumen, waxed kraft paper, metal foil, plastics material, etc.
- 6.1.4.7.2** Heads shall be of natural wood, fibreboard, metal, plywood, plastics or other suitable material and may include one or more protective layers of bitumen, waxed kraft paper, metal foil, plastics material, etc.
- 6.1.4.7.3** The body and heads of the drum and their joins shall be of a design appropriate to the capacity of the drum and to its intended use.
- 6.1.4.7.4** The assembled packaging shall be sufficiently water resistant so as not to delaminate under normal conditions of carriage.
- 6.1.4.7.5** Maximum capacity of drum: 450 litres.
- 6.1.4.7.6** Maximum net mass: 400 kg.
- 6.1.4.8 Plastics drums and jerricans**
- 1H1 drums, non-removable head
- 1H2 drums, removable head
- 3H1 jerricans, non-removable head
- 3H2 jerricans, removable head
- 6.1.4.8.1** The packaging shall be manufactured from suitable plastics material and be of adequate strength in relation to its capacity and intended use. Except for recycled plastics material as defined in 1.2.1, no used material other than production residues or regrind from the same manufacturing process may be used. The packaging shall be adequately resistant to ageing and to degradation caused either by the substance contained or by ultra-violet radiation. Any permeation of the substance contained in the package, or recycled plastics material used to produce new packaging, shall not constitute a danger under normal conditions of carriage.
- 6.1.4.8.2** If protection against ultra-violet radiation is required, it shall be provided by the addition of carbon black or other suitable pigments or inhibitors. These additives shall be compatible with the contents and remain effective throughout the life of the packaging. Where use is made of carbon black, pigments or inhibitors other than those used in the manufacture of the tested design type, retesting may be waived if the carbon black content does not exceed 2% by mass or if the pigment content does not exceed 3% by mass; the content of inhibitors of ultra-violet radiation is not limited.
- 6.1.4.8.3** Additives serving purposes other than protection against ultra-violet radiation may be included in the composition of the plastics material provided that they do not adversely affect the chemical and physical properties of the material of the packaging. In such circumstances, retesting may be waived.
- 6.1.4.8.4** The wall thickness at every point of the packaging shall be appropriate to its capacity and intended use, taking into account the stresses to which each point is liable to be exposed.

- 6.1.4.8.5** Openings for filling, emptying and venting in the bodies or heads of non-removable head drums (1H1) and jerricans (3H1) shall not exceed 7 cm in diameter. Drums and jerricans with larger openings are considered to be of the removable head type (1H2 and 3H2). Closures for openings in the bodies or heads of drums and jerricans shall be so designed and applied that they will remain secure and leakproof under normal conditions of carriage. Gaskets or other sealing elements shall be used with closures unless the closure is inherently leakproof.
- 6.1.4.8.6** Closure devices for removable head drums and jerricans (1H2 and 3H2) shall be so designed and applied that they will remain secure and leakproof under normal conditions of carriage. Gaskets shall be used with all removable heads unless the drum or jerrican design is such that, where the removable head is properly secured, the drum or jerrican is inherently leakproof.
- 6.1.4.8.7** The maximum permissible permeability for flammable liquids shall be $0.008 \frac{\text{g}}{\text{l} \cdot \text{h}}$ at 23 °C (see 6.1.5.7).
- 6.1.4.8.8** Where recycled plastics material is used for production of new packaging, the specific properties of the recycled material shall be assured and documented regularly as part of a quality assurance programme recognised by the competent authority. The quality assurance programme shall include a record of proper pre-sorting and verification that each batch of recycled plastics material has the proper melt flow rate, density, and tensile yield strength, consistent with that of the design type manufactured from such recycled material. This necessarily includes knowledge about the packaging material from which the recycled plastics have been derived, as well as the awareness of the prior contents of those packagings if those prior contents might reduce the capability of new packaging produced using that material. In addition, the packaging manufacturer's quality assurance programme under 6.1.1.4 shall include performance of the mechanical design type test in 6.1.5 on packagings manufactured from each batch of recycled plastics material. In this testing, stacking performance may be verified by appropriate dynamic compression testing rather than stacking test according to 6.1.5.6.
- NOTE:** ISO 16103:2005 "Packaging – Transport packagings for dangerous goods – Recycled plastics material" provides additional guidance on procedures to be followed in approving the use of recycled plastics material.
- 6.1.4.8.9** Maximum capacity of drums and jerricans:
1H1, 1H2: 450 litres
3H1, 3H2: 60 litres.
- 6.1.4.8.10** Maximum net mass:
1H1, 1H2: 400 kg
3H1, 3H2: 120 kg.
- 6.1.4.9 Boxes of natural wood**
4C1 ordinary
4C2 with sift-proof walls
- 6.1.4.9.1** The wood used shall be well seasoned, commercially dry and free from defects that would materially lessen the strength of any part of the box. The strength of the material used and the method of construction shall be appropriate to the capacity and intended use of the box. The tops and bottoms may be made of water resistant reconstituted wood such as hardboard, particle board or other suitable type.
- 6.1.4.9.2** Fastenings shall be resistant to vibration experienced under normal conditions of carriage. End grain nailing shall be avoided whenever practicable. Joins which are likely to be highly stressed shall be made using clenched or annular ring nails or equivalent fastenings.
- 6.1.4.9.3** Box 4C2: each part shall consist of one piece or be equivalent thereto. Parts are considered equivalent to one piece when one of the following methods of glued assembly is used: Lindermann joint, tongue and groove joint, ship lap or rabbet joint or butt joint with at least two corrugated metal fasteners at each joint.
- 6.1.4.9.4** Maximum net mass: 400 kg.
- 6.1.4.10 Plywood boxes**
4D
- 6.1.4.10.1** Plywood used shall be at least 3-ply. It shall be made from well seasoned rotary cut, sliced or sawn veneer, commercially dry and free from defects that would materially lessen the strength of the box. The strength of the material used and the method of construction shall be appropriate to the capacity and intended use of the box. All adjacent plies shall be glued with water resistant adhesive. Other suitable materials may be used together with plywood in the construction of boxes. Boxes shall be firmly nailed or secured to corner posts or ends or be assembled by equally suitable devices.

- 6.1.4.10.2** Maximum net mass: 400 kg.
- 6.1.4.11 Reconstituted wood boxes**
- 4F
- 6.1.4.11.1** The walls of boxes shall be made of water resistant reconstituted wood such as hardboard, particle board or other suitable type. The strength of the material used and the method of construction shall be appropriate to the capacity of the boxes and to their intended use.
- 6.1.4.11.2** Other parts of the boxes may be made of other suitable material.
- 6.1.4.11.3** Boxes shall be securely assembled by means of suitable devices.
- 6.1.4.11.4** Maximum net mass: 400 kg.
- 6.1.4.12 Fibreboard boxes**
- 4G
- 6.1.4.12.1** Strong and good quality solid or double-faced corrugated fibreboard (single or multiwall) shall be used, appropriate to the capacity of the box and to its intended use. The water resistance of the outer surface shall be such that the increase in mass, as determined in a test carried out over a period of 30 minutes by the Cobb method of determining water absorption, is not greater than 155 g/m² - see ISO 535:1991. It shall have proper bending qualities. Fibreboard shall be cut, creased without scoring, and slotted so as to permit assembly without cracking, surface breaks or undue bending. The fluting of corrugated fibreboard shall be firmly glued to the facings.
- 6.1.4.12.2** The ends of boxes may have a wooden frame or be entirely of wood or other suitable material. Reinforcements of wooden battens or other suitable material may be used.
- 6.1.4.12.3** Manufacturing joints in the body of boxes shall be taped, lapped and glued, or lapped and stitched with metal staples. Lapped joints shall have an appropriate overlap.
- 6.1.4.12.4** Where closing is effected by gluing or taping, a water resistant adhesive shall be used.
- 6.1.4.12.5** Boxes shall be designed so as to provide a good fit to the contents.
- 6.1.4.12.6** Maximum net mass: 400 kg.
- 6.1.4.13 Plastics boxes**
- 4H1 expanded plastics boxes
- 4H2 solid plastics boxes
- 6.1.4.13.1** The box shall be manufactured from suitable plastics material and be of adequate strength in relation to its capacity and intended use. The box shall be adequately resistant to ageing and to degradation caused either by the substance contained or by ultra-violet radiation.
- 6.1.4.13.2** An expanded plastics box shall comprise two parts made of a moulded expanded plastics material, a bottom section containing cavities for the inner packagings and a top section covering and interlocking with the bottom section. The top and bottom sections shall be designed so that the inner packagings fit snugly. The closure cap for any inner packaging shall not be in contact with the inside of the top section of this box.
- 6.1.4.13.3** For dispatch, an expanded plastics box shall be closed with a self-adhesive tape having sufficient tensile strength to prevent the box from opening. The adhesive tape shall be weather resistant and its adhesive compatible with the expanded plastics material of the box. Other closing devices at least equally effective may be used.
- 6.1.4.13.4** For solid plastics boxes, protection against ultra-violet radiation, if required, shall be provided by the addition of carbon black or other suitable pigments or inhibitors. These additives shall be compatible with the contents and remain effective throughout the life of the box. Where use is made of carbon black, pigments or inhibitors other than those used in the manufacture of the tested design type, retesting may be waived if the carbon black content does not exceed 2% by mass or if the pigment content does not exceed 3% by mass; the content of inhibitors of ultra-violet radiation is not limited.
- 6.1.4.13.5** Additives serving purposes other than protection against ultra-violet radiation may be included in the composition of the plastics material provided that they do not adversely affect the chemical or physical properties of the material of the box. In such circumstances, retesting may be waived.
- 6.1.4.13.6** Solid plastics boxes shall have closure devices made of a suitable material of adequate strength and so designed as to prevent the box from unintentional opening.

- 6.1.4.13.7** Where recycled plastics material is used for production of new packaging, the specific properties of the recycled material shall be assured and documented regularly as part of a quality assurance programme recognised by the competent authority. The quality assurance programme shall include a record of proper pre-sorting and verification that each batch of recycled plastics material has the proper melt flow rate, density, and tensile yield strength, consistent with that of the design type manufactured from such recycled material. This necessarily includes knowledge about the packaging material from which the recycled plastics have been derived, as well as the awareness of the prior contents of those packagings if those prior contents might reduce the capability of new packaging produced using that material. In addition, the packaging manufacturer's quality assurance programme under 6.1.1.4 shall include performance of the mechanical design type test in 6.1.5 on packagings manufactured from each batch of recycled plastics material. In this testing, stacking performance may be verified by appropriate dynamic compression testing rather than stacking test according to 6.1.5.6.
- 6.1.4.13.8** Maximum net mass:
 4H1: 60 kg
 4H2: 400 kg.
- 6.1.4.14 Steel, aluminium or other metal boxes**
 4A steel boxes
 4B aluminium boxes
 4N metal, other than steel or aluminium, boxes
- 6.1.4.14.1** The strength of the metal and the construction of the box shall be appropriate to the capacity of the box and to its intended use.
- 6.1.4.14.2** Boxes shall be lined with fibreboard or felt packing pieces or shall have an inner liner or coating of suitable material, as required. If a double seamed metal liner is used, steps shall be taken to prevent the ingress of substances, particularly explosives, into the recesses of the seams.
- 6.1.4.14.3** Closures may be of any suitable type; they shall remain secured under normal conditions of carriage.
- 6.1.4.14.4** Maximum net mass: 400 kg.
- 6.1.4.15 Textile bags**
 5L1 without inner liner or coating
 5L2 sift-proof
 5L3 water resistant
- 6.1.4.15.1** The textiles used shall be of good quality. The strength of the fabric and the construction of the bag shall be appropriate to the capacity of the bag and to its intended use.
- 6.1.4.15.2** Bags, sift-proof, 5L2: the bag shall be made sift-proof, for example by the use of:
 (a) paper bonded to the inner surface of the bag by a water resistant adhesive such as bitumen; or
 (b) plastics film bonded to the inner surface of the bag; or
 (c) one or more inner liners made of paper or plastics material.
- 6.1.4.15.3** Bags, water resistant, 5L3: to prevent the entry of moisture the bag shall be made waterproof, for example by the use of:
 (a) separate inner liners of water resistant paper (e.g. waxed kraft paper, tarred paper or plastics-coated kraft paper); or
 (b) plastics film bonded to the inner surface of the bag; or
 (c) one or more inner liners made of plastics material.
- 6.1.4.15.4** Maximum net mass: 50 kg.
- 6.1.4.16 Woven plastics bags**
 5H1 without inner liner or coating
 5H2 sift-proof
 5H3 water resistant
- 6.1.4.16.1** Bags shall be made from stretched tapes or monofilaments of a suitable plastics material. The strength of the material used and the construction of the bag shall be appropriate to the capacity of the bag and to its intended use.
- 6.1.4.16.2** If the fabric is woven flat, the bags shall be made by sewing or some other method ensuring closure of the bottom and one side. If the fabric is tubular, the bag shall be closed by sewing, weaving or some other equally strong method of closure.

- 6.1.4.16.3** Bags, sift-proof, 5H2: the bag shall be made sift-proof, for example by means of:
- (a) paper or a plastics film bonded to the inner surface of the bag; or
 - (b) one or more separate inner liners made of paper or plastics material.
- 6.1.4.16.4** Bags, water resistant, 5H3: to prevent the entry of moisture, the bag shall be made waterproof, for example by means of:
- (a) separate inner liners of water resistant paper (e.g. waxed kraft paper, double-tarred kraft paper or plastics-coated kraft paper); or
 - (b) plastics film bonded to the inner or outer surface of the bag; or
 - (c) one or more inner plastics liners.
- 6.1.4.16.5** Maximum net mass: 50 kg.
- 6.1.4.17 Plastics film bags**
- 5H4
- 6.1.4.17.1** Bags shall be made of a suitable plastics material. The strength of the material used and the construction of the bag shall be appropriate to the capacity of the bag and to its intended use. Joins and closures shall withstand pressures and impacts liable to occur under normal conditions of carriage.
- 6.1.4.17.2** Maximum net mass: 50 kg.
- 6.1.4.18 Paper bags**
- 5M1 multiwall
- 5M2 multiwall, water resistant
- 6.1.4.18.1** Bags shall be made of a suitable kraft paper or of an equivalent paper with at least three plies, the middle ply of which may be net-cloth and adhesive bonding to the outer paper plies. The strength of the paper and the construction of the bags shall be appropriate to the capacity of the bag and to its intended use. Joins and closures shall be sift-proof.
- 6.1.4.18.2** Bags 5M2: to prevent the entry of moisture, a bag of four plies or more shall be made waterproof by the use of either a water resistant ply as one of the two outermost plies or a water resistant barrier made of a suitable protective material between the two outermost plies; a bag of three plies shall be made waterproof by the use of a water resistant ply as the outermost ply. Where there is a danger of the substance contained reacting with moisture or where it is packed damp, a waterproof ply or barrier, such as double-tarred kraft paper, plastics-coated kraft paper, plastics film bonded to the inner surface of the bag, or one or more inner plastics liners, shall also be placed next to the substance. Joins and closures shall be waterproof.
- 6.1.4.18.3** Maximum net mass: 50 kg.
- 6.1.4.19 Composite packagings (plastics material)**
- 6HA1 plastics receptacle with outer steel drum
- 6HA2 plastics receptacle with outer steel crate or box
- 6HB1 plastics receptacle with outer aluminium drum
- 6HB2 plastics receptacle with outer aluminium crate or box
- 6HC plastics receptacle with outer wooden box
- 6HD1 plastics receptacle with outer plywood drum
- 6HD2 plastics receptacle with outer plywood box
- 6HG1 plastics receptacle with outer fibre drum
- 6HG2 plastics receptacle with outer fibreboard box
- 6HH1 plastics receptacle with outer plastics drum
- 6HH2 plastics receptacle with outer solid plastics box
- 6.1.4.19.1 Inner receptacle**
- 6.1.4.19.1.1** The requirements of 6.1.4.8.1 and 6.1.4.8.4 to 6.1.4.8.7 apply to plastics inner receptacles.
- 6.1.4.19.1.2** The plastics inner receptacle shall fit snugly inside the outer packaging, which shall be free of any projection that might abrade the plastics material.
- 6.1.4.19.1.3** Maximum capacity of inner receptacle:
- 6HA1, 6HB1, 6HD1, 6HG1, 6HH1: 250 litres
- 6HA2, 6HB2, 6HC, 6HD2, 6HG2, 6HH2: 60 litres.

6.1.4.19.1.4 Maximum net mass:

6HA1, 6HB1, 6HD1, 6HG1, 6HH1: 400 kg

6HA2, 6HB2, 6HC, 6HD2, 6HG2, 6HH2: 75 kg.

6.1.4.19.2 Outer packaging

6.1.4.19.2.1 Plastics receptacle with outer steel or aluminium drum 6HA1 or 6HB1; the relevant requirements of 6.1.4.1 or 6.1.4.2, as appropriate, apply to the construction of the outer packaging.

6.1.4.19.2.2 Plastics receptacle with outer steel or aluminium crate or box 6HA2 or 6HB2; the relevant requirements of 6.1.4.14 apply to the construction of the outer packaging.

6.1.4.19.2.3 Plastics receptacle with outer wooden box 6HC; the relevant requirements of 6.1.4.9 apply to the construction of the outer packaging.

6.1.4.19.2.4 Plastics receptacle with outer plywood drum 6HD1; the relevant requirements of 6.1.4.5 apply to the construction of the outer packaging.

6.1.4.19.2.5 Plastics receptacle with outer plywood box 6HD2; the relevant requirements of 6.1.4.10 apply to the construction of the outer packaging.

6.1.4.19.2.6 Plastics receptacle with outer fibre drum 6HG1; the requirements of 6.1.4.7.1 to 6.1.4.7.4 apply to the construction of the outer packaging.

6.1.4.19.2.7 Plastics receptacle with outer fibreboard box 6HG2; the relevant requirements of 6.1.4.12 apply to the construction of the outer packaging.

6.1.4.19.2.8 Plastics receptacle with outer plastics drum 6HH1; the requirements of 6.1.4.8.1 to 6.1.4.8.6 apply to the construction of the outer packaging.

6.1.4.19.2.9 Plastics receptacles with outer solid plastics box (including corrugated plastics material) 6HH2; the requirements of 6.1.4.13.1 and 6.1.4.13.4 to 6.1.4.13.6 apply to the construction of the outer packaging.

6.1.4.20 Composite packagings (glass, porcelain or stoneware)

6PA1 receptacle with outer steel drum

6PA2 receptacle with outer steel crate or box

6PB1 receptacle with outer aluminium drum

6PB2 receptacle with outer aluminium crate or box

6PC receptacle with outer wooden box

6PD1 receptacle with outer plywood drum

6PD2 receptacle with outer wickerwork hamper

6PG1 receptacle with outer fibre drum

6PG2 receptacle with outer fibreboard box

6PH1 receptacle with outer expanded plastics packaging

6PH2 receptacle with outer solid plastics packaging

6.1.4.20.1 Inner receptacle

6.1.4.20.1.1 Receptacles shall be of a suitable form (cylindrical or pear-shaped) and be made of good quality material free from any defect that could impair their strength. The walls shall be sufficiently thick at every point and free from internal stresses.

6.1.4.20.1.2 Screw-threaded plastics closures, ground glass stoppers or closures at least equally effective shall be used as closures for receptacles. Any part of the closure likely to come into contact with the contents of the receptacle shall be resistant to those contents. Care shall be taken to ensure that the closures are so fitted as to be leakproof and are suitably secured to prevent any loosening during carriage. If vented closures are necessary, they shall comply with 4.1.1.8.

6.1.4.20.1.3 The receptacle shall be firmly secured in the outer packaging by means of cushioning and/or absorbent materials.

6.1.4.20.1.4 Maximum capacity of receptacle: 60 litres.

6.1.4.20.1.5 Maximum net mass: 75 kg.

6.1.4.20.2 Outer packaging

- 6.1.4.20.2.1** Receptacle with outer steel drum 6PA1; the relevant requirements of 6.1.4.1 apply to the construction of the outer packaging. The removable lid required for this type of packaging may nevertheless be in the form of a cap.
- 6.1.4.20.2.2** Receptacle with outer steel crate or box 6PA2; the relevant requirements of 6.1.4.14 apply to the construction of the outer packaging. For cylindrical receptacles the outer packaging shall, when upright, rise above the receptacle and its closure. If the crate surrounds a pear-shaped receptacle and is of matching shape, the outer packaging shall be fitted with a protective cover (cap).
- 6.1.4.20.2.3** Receptacle with outer aluminium drum 6PB1; the relevant requirements of 6.1.4.2 apply to the construction of the outer packaging.
- 6.1.4.20.2.4** Receptacle with outer aluminium crate or box 6PB2; the relevant requirements of 6.1.4.14 apply to the construction of the outer packaging.
- 6.1.4.20.2.5** Receptacle with outer wooden box 6PC; the relevant requirements of 6.1.4.9 apply to the construction of the outer packaging.
- 6.1.4.20.2.6** Receptacle with outer plywood drum 6PD1; the relevant requirements of 6.1.4.5 apply to the construction of the outer packaging.
- 6.1.4.20.2.7** Receptacle with outer wickerwork hamper 6PD2. The wickerwork hamper shall be properly made with material of good quality. It shall be fitted with a protective cover (cap) so as to prevent damage to the receptacle.
- 6.1.4.20.2.8** Receptacle with outer fibre drum 6PG1; the relevant requirements of 6.1.4.7.1 to 6.1.4.7.4 apply to the construction of the outer packaging.
- 6.1.4.20.2.9** Receptacle with outer fibreboard box 6PG2; the relevant requirements of 6.1.4.12 apply to the construction of the outer packaging.
- 6.1.4.20.2.10** Receptacle with outer expanded plastics or solid plastics packaging (6PH1 or 6PH2); the materials of both outer packagings shall meet the relevant requirements of 6.1.4.13. Outer solid plastics packaging shall be manufactured from high density polyethylene or some other comparable plastics material. The removable lid for this type of packaging may nevertheless be in the form of a cap.

6.1.4.21 Combination packagings

The relevant requirements of section 6.1.4 for the outer packagings to be used, are applicable.

NOTE: For the inner and outer packagings to be used, see the relevant packing instructions in Chapter 4.1.

6.1.4.22 Light-gauge metal packagings

0A1 non-removable-head

0A2 removable-head

- 6.1.4.22.1** The sheet metal for the body and ends shall be of suitable steel, and of a gauge appropriate to the capacity and intended use of the packaging.
- 6.1.4.22.2** The joints shall be welded, at least double-seamed by welting or produced by a method ensuring a similar degree of strength and leakproofness.
- 6.1.4.22.3** Inner coatings of zinc, tin, lacquer, etc. shall be tough and shall adhere to the steel at every point, including the closures.
- 6.1.4.22.4** Openings for filling, emptying and venting in the bodies or heads of non-removable head (0A1) packagings shall not exceed 7 cm in diameter. Packagings with larger openings shall be considered to be of the removable-head type (0A2).
- 6.1.4.22.5** The closures of non-removable-head packagings (0A1) shall either be of the screw-threaded type or be capable of being secured by a screwable device or a device at least equally effective. The closures of removable-head packagings (0A2) shall be so designed and fitted that they stay firmly closed and the packagings remain leakproof in normal conditions of carriage.
- 6.1.4.22.6** Maximum capacity of packagings: 40 litres.
- 6.1.4.22.7** Maximum net mass: 50 kg.

6.1.5 Test requirements for packagings

6.1.5.1 Performance and frequency of tests

- 6.1.5.1.1** The design type of each packaging shall be tested as provided in 6.1.5 in accordance with procedures established by the competent authority allowing the allocation of the mark and shall be approved by this competent authority.
- 6.1.5.1.2** Each packaging design type shall successfully pass the tests prescribed in this Chapter before being used. A packaging design type is defined by the design, size, material and thickness, manner of construction and packing, but may include various surface treatments. It also includes packagings which differ from the design type only in their lesser design height.
- 6.1.5.1.3** Tests shall be repeated on production samples at intervals established by the competent authority. For such tests on paper or fibreboard packagings, preparation at ambient conditions is considered equivalent to the requirements of 6.1.5.2.3.
- 6.1.5.1.4** Tests shall also be repeated after each modification which alters the design, material or manner of construction of a packaging.
- 6.1.5.1.5** The competent authority may permit the selective testing of packagings that differ only in minor respects from a tested type, e.g. smaller sizes of inner packagings or inner packagings of lower net mass; and packagings such as drums, bags and boxes which are produced with small reductions in external dimension(s).
- 6.1.5.1.6** (Reserved)
NOTE: For the conditions for using different inner packagings in an outer packaging and permissible variations in inner packagings, see 4.1.1.5.1. These conditions do not limit the use of inner packagings when applying 6.1.5.1.7.
- 6.1.5.1.7** Articles or inner packagings of any type for solids or liquids may be assembled and carried without testing in an outer packaging under the following conditions:
- (a) The outer packaging shall have been successfully tested in accordance with 6.1.5.3 with fragile (e.g. glass) inner packagings containing liquids using the packing group I drop height;
 - (b) The total combined gross mass of inner packagings shall not exceed one half the gross mass of inner packagings used for the drop test in (a) above;
 - (c) The thickness of cushioning material between inner packagings and between inner packagings and the outside of the packaging shall not be reduced below the corresponding thicknesses in the originally tested packaging; and if a single inner packaging was used in the original test, the thicknesses of cushioning between inner packagings shall not be less than the thickness of cushioning between the outside of the packaging and the inner packaging in the original test. If either fewer or smaller inner packagings are used (as compared to the inner packagings used in the drop test), sufficient additional cushioning material shall be used to take up void spaces;
 - (d) The outer packaging shall have passed successfully the stacking test in 6.1.5.6 while empty. The total mass of identical packages shall be based on the combined mass of inner packagings used for the drop test in (a) above;
 - (e) Inner packagings containing liquids shall be completely surrounded with a sufficient quantity of absorbent material to absorb the entire liquid contents of the inner packagings;
 - (f) If the outer packaging is intended to contain inner packagings for liquids and is not leakproof, or is intended to contain inner packagings for solids and is not siftproof, a means of containing any liquid or solid contents in the event of leakage shall be provided in the form of a leakproof liner, plastics bag or other equally efficient means of containment. For packagings containing liquids, the absorbent material required in (e) above shall be placed inside the means of containing the liquid contents;
 - (g) Packagings shall be marked in accordance with 6.1.3 as having been tested to packing group I performance for combination packagings. The marked gross mass in kilograms shall be the sum of the mass of the outer packaging plus one half of the mass of the inner packaging(s) as used for the drop test referred to in (a) above. Such a package mark shall also contain a letter "V" as described in 6.1.2.4.
- 6.1.5.1.8** The competent authority may at any time require proof, by tests in accordance with this section, that serially-produced packagings meet the requirements of the design type tests. For verification purposes records of such tests shall be maintained.
- 6.1.5.1.9** If an inner treatment or coating is required for safety reasons, it shall retain its protective properties even after the tests.
- 6.1.5.1.10** Provided the validity of the test results is not affected and with the approval of the competent authority, several tests may be made on one sample.

6.1.5.1.11 Salvage packagings

Salvage packagings (see 1.2.1) shall be tested and marked in accordance with the requirements applicable to packing group II packagings intended for the carriage of solids or inner packagings, except as follows:

- (a) The test substance used in performing the tests shall be water, and the packagings shall be filled to not less than 98% of their maximum capacity. It is permissible to use additives, such as bags of lead shot, to achieve the requisite total package mass so long as they are placed so that the test results are not affected. Alternatively, in performing the drop test, the drop height may be varied in accordance with 6.1.5.3.5 (b);
- (b) Packagings shall, in addition, have been successfully subjected to the leakproofness test at 30 kPa, with the results of this test reflected in the test report required by 6.1.5.8; and
- (c) Packagings shall be marked with the letter "T" as described in 6.1.2.4.

6.1.5.2 Preparation of packagings for testing

6.1.5.2.1 Tests shall be carried out on packagings prepared as for carriage including, with respect to combination packagings, the inner packagings used. Inner or single receptacles or packagings shall be filled to not less than 98% of their maximum capacity for liquids or 95% for solids. For combination packagings other than bags where the inner packaging is designed to carry liquids and solids, separate testing is required for both liquid and solid contents. Bags shall be filled to the maximum mass at which they may be used. The substances or articles to be carried in the packagings may be replaced by other substances or articles except where this would invalidate the results of the tests. For solids, when another substance is used it shall have the same physical characteristics (mass, grain size, etc.) as the substance to be carried. It is permissible to use additives, such as bags of lead shot, to achieve the requisite total package mass, so long as they are placed so that the test results are not affected.

6.1.5.2.2 In the drop tests for liquids, when another substance is used, it shall be of similar relative density and viscosity to those of the substance being carried. Water may also be used for the liquid drop test under the conditions in 6.1.5.3.5.

6.1.5.2.3 Paper or fibreboard packagings shall be conditioned for at least 24 hours in an atmosphere having a controlled temperature and relative humidity (r.h.). There are three options, one of which shall be chosen. The preferred atmosphere is $23\text{ }^{\circ}\text{C} \pm 2\text{ }^{\circ}\text{C}$ and $50\% \pm 2\%$ r.h. The two other options are $20\text{ }^{\circ}\text{C} \pm 2\text{ }^{\circ}\text{C}$ and $65\% \pm 2\%$ r.h. or $27\text{ }^{\circ}\text{C} \pm 2\text{ }^{\circ}\text{C}$ and $65\% \pm 2\%$ r.h.

NOTE: Average values shall fall within these limits. Short-term fluctuations and measurement limitations may cause individual measurements to vary by up to $\pm 5\%$ relative humidity without significant impairment of test reproducibility.

6.1.5.2.4 (Reserved)

6.1.5.2.5 To check that their chemical compatibility with the liquids is sufficient, plastics drums and jerricans in accordance with 6.1.4.8 and if necessary composite packagings (plastics material) in accordance with 6.1.4.19 shall be subjected to storage at ambient temperature for six months, during which time the test samples shall be kept filled with the goods they are intended to carry.

For the first and last 24 hours of storage, the test samples shall be placed with the closure downwards. However, packagings fitted with a vent shall be so placed on each occasion for five minutes only. After this storage the test samples shall undergo the tests prescribed in 6.1.5.3 to 6.1.5.6.

When it is known that the strength properties of the plastics material of the inner receptacles of composite packagings (plastics material) are not significantly altered by the action of the filling substance, it shall not be necessary to check that the chemical compatibility is sufficient.

A significant alteration in strength properties means:

- (a) distinct embrittlement; or
- (b) a considerable decrease in elasticity, unless related to a not less than proportionate increase in the elongation under load.

Where the behaviour of the plastics material has been established by other means, the above compatibility test may be dispensed with. Such procedures shall be at least equivalent to the above compatibility test and be recognized by the competent authority.

NOTE: For plastics drums and jerricans and composite packagings (plastics material) made of polyethylene, see also 6.1.5.2.6 below.

6.1.5.2.6 For polyethylene drums and jerricans in accordance with 6.1.4.8 and if necessary, polyethylene composite packagings in accordance with 6.1.4.19, chemical compatibility with filling liquids assimilated in accordance with 4.1.1.21 may be verified as follows with standard liquids (see 6.1.6).

The standard liquids are representative for the processes of deterioration on polyethylene, as there are softening through swelling, cracking under stress, molecular degradation and combinations thereof. The sufficient chemical compatibility of the packagings may be verified by storage of the required test samples for three weeks at 40 °C with the appropriate standard liquid(s); where this standard liquid is water, storage in accordance with this procedure is not required. Storage is not required either for test samples which are used for the stacking test in case of the standard liquids "wetting solution" and "acetic acid".

For the first and last 24 hours of storage, the test samples shall be placed with the closure downwards. However, packagings fitted with a vent shall be so placed on each occasion for five minutes only. After this storage, the test samples shall undergo the tests prescribed in 6.1.5.3 to 6.1.5.6.

The compatibility test for tert-Butyl hydroperoxide with more than 40% peroxide content and peroxyacetic acids of Class 5.2 shall not be carried out using standard liquids. For these substances, sufficient chemical compatibility of the test samples shall be verified during a storage period of six months at ambient temperature with the substances they are intended to carry.

Results of the procedure in accordance with this paragraph from polyethylene packagings can be approved for an equal design type, the internal surface of which is fluorinated.

6.1.5.2.7 For packagings made of polyethylene, as specified in 6.1.5.2.6, which have passed the test in 6.1.5.2.6, filling substances other than those assimilated in accordance with 4.1.1.21 may also be approved. Such approval shall be based on laboratory tests³ verifying that the effect of such filling substances on the test specimens is less than that of the appropriate standard liquid(s) taking into account the relevant processes of deterioration. The same conditions as those set out in 4.1.1.21.2 shall apply with respect to relative density and vapour pressure.

6.1.5.2.8 Provided that the strength properties of the plastics inner packagings of a combination packaging are not significantly altered by the action of the filling substance, proof of chemical compatibility is not necessary. A significant alteration in strength properties means:

- (a) distinct embrittlement;
- (b) a considerable decrease in elasticity, unless related to a not less than proportionate increase in elastic elongation.

6.1.5.3 Drop test⁴

6.1.5.3.1 Number of test samples (per design type and manufacturer) and drop orientation

For other than flat drops the centre of gravity shall be vertically over the point of impact.

Where more than one orientation is possible for a given drop test, the orientation most likely to result in failure of the packaging shall be used.

Packaging	No. of test samples	Drop orientation
(a) Steel drums Aluminium drums Drums of metal other than steel or aluminium Steel jerricans Aluminium jerricans Plywood drums Fibre drums Plastics drums and jerricans Composite packagings which are in the shape of a drum Light-gauge metal packagings	Six (three for each drop)	First drop (using three samples): packaging shall strike the target diagonally on the chime or, if the packaging has no chime, on a circumferential seam or an edge. Second drop (using the other three samples): the packaging shall strike the target on the weakest part not tested by the first drop, for example a closure or, for some cylindrical drums, the welded longitudinal seam of the drum body.

³ Laboratory tests for proving the chemical compatibility of polyethylene, according to the definition in 6.1.5.2.6, with filling substances (substances, mixtures and preparations), in comparison with the standard liquids set out in 6.1.6, see guidelines in the non-legally binding part of RID published by the Secretariat of OTIF.

⁴ See ISO Standard 2248.

(b) Boxes of natural wood Plywood boxes Reconstituted wood boxes Fibreboard boxes Plastics boxes Steel or aluminium boxes Composite packagings which are in the shape of a box	Five (one for each drop)	First drop: flat on the bottom Second drop: flat on the top Third drop: flat on the long side Fourth drop: flat on the short side Fifth drop: on a corner
(c) Bags – single-ply with a side seam	Three (three drops per bag)	First drop: flat on a wide face Second drop: flat on a narrow face Third drop: on an end of the bag
(d) Bags – single-ply without a side seam, or multi-ply	Three (two drops per bag)	First drop: flat on a wide face Second drop: on an end of the bag
(e) Composite packagings (glass, stoneware or porcelain), marked with the symbol "RID/ADR" according to 6.1.3.1 (a) (ii) and which are in the shape of a drum or box	Three (one for each drop)	Diagonally on the bottom chime, or, if there is no chime, on a circumferential seam or the bottom edge.

6.1.5.3.2 Special preparation of test samples for the drop test

The temperature of the test sample and its contents shall be reduced to –18 °C or lower for the following packagings:

- (a) plastics drums (see 6.1.4.8);
- (b) plastics jerricans (see 6.1.4.8);
- (c) plastics boxes other than expanded plastics boxes (see 6.1.4.13);
- (d) composite packagings (plastics material) (see 6.1.4.19) and;
- (e) combination packagings with plastics inner packagings, other than plastics bags intended to contain solids or articles.

Where test samples are prepared in this way, the conditioning in 6.1.5.2.3 may be waived. Test liquids shall be kept in the liquid state by the addition of anti-freeze if necessary.

6.1.5.3.3 Removable head packagings for liquids shall not be dropped until at least 24 hours after filling and closing to allow for any possible gasket relaxation.

6.1.5.3.4 Target

The target shall be a non-resilient and horizontal surface and shall be:

- Integral and massive enough to be immovable;
- Flat with a surface kept free from local defects capable of influencing the test results;
- Rigid enough to be non-deformable under test conditions and not liable to become damaged by the tests; and
- Sufficiently large to ensure that the test package falls entirely upon the surface.

6.1.5.3.5 Drop height

For solids and liquids, if the test is performed with the solid or liquid to be carried or with another substance having essentially the same physical characteristics:

Packing Group I	Packing Group II	Packing Group III
1.8 m	1.2 m	0.8 m

For liquids in single packagings and for inner packagings of combination packagings, if the test is performed with water:

NOTE: The term water includes water/antifreeze solutions with a minimum specific gravity of 0.95 for testing at –18 °C.

(a) where the substances to be carried have a relative density not exceeding 1.2:

Packing Group I	Packing Group II	Packing Group III
1.8 m	1.2 m	0.8 m

(b) where the substances to be carried have a relative density exceeding 1.2, the drop height shall be calculated on the basis of the relative density (d) of the substance to be carried, rounded up to the first decimal, as follows:

Packing Group I	Packing Group II	Packing Group III
$d \times 1.5$ (m)	$d \times 1.0$ (m)	$d \times 0.67$ (m)

(c) for light-gauge metal packagings, marked with symbol "RID/ADR" according to 6.1.3.1(a) (ii) intended for the carriage of substances having a viscosity at 23 °C greater than 200 mm²/s (corresponding to a flow time of 30 seconds with an ISO flow cup having a jet orifice of 6 mm diameter in accordance with ISO Standard 2431:1993)

(i) if the relative density does not exceed 1.2:

Packing Group II	Packing Group III
0.6 m	0.4 m

(ii) where the substances to be carried have a relative density (d) exceeding 1.2 the drop height shall be calculated on the basis of the relative density (d) of the substance to be carried, rounded up to the first decimal place, as follows:

Packing Group II	Packing Group III
$d \times 0.5$ (m)	$d \times 0.33$ (m)

6.1.5.3.6 Criteria for passing the test:

6.1.5.3.6.1 Each packaging containing liquid shall be leakproof when equilibrium has been reached between the internal and external pressures, however for inner packagings of combination packagings and except for inner receptacles of composite packagings (glass, porcelain or stoneware), marked with the symbol "RID/ADR" according to 6.1.3.1 (a) (ii) it is not necessary that the pressures be equalized.

6.1.5.3.6.2 Where a packaging for solids undergoes a drop test and its upper face strikes the target, the test sample passes the test if the entire contents are retained by an inner packaging or inner receptacle (e.g. a plastics bag), even if the closure while retaining its containment function, is no longer sift-proof.

6.1.5.3.6.3 The packaging or outer packaging of a composite or combination packaging shall not exhibit any damage liable to affect safety during carriage. Inner receptacles, inner packagings, or articles shall remain completely within the outer packaging and there shall be no leakage of the filling substance from the inner receptacle(s) or inner packaging(s).

6.1.5.3.6.4 Neither the outermost ply of a bag nor an outer packaging may exhibit any damage liable to affect safety during carriage.

6.1.5.3.6.5 A slight discharge from the closure(s) upon impact is not considered to be a failure of the packaging provided that no further leakage occurs.

6.1.5.3.6.6 No rupture is permitted in packagings for goods of Class 1 which would permit the spillage of loose explosive substances or articles from the outer packaging.

6.1.5.4 Leakproofness test

The leakproofness test shall be performed on all design types of packagings intended to contain liquids; however, this test is not required for

- inner packagings of combination packagings;
- inner receptacles of composite packagings (glass, porcelain or stoneware), marked with the symbol "RID/ADR" according to 6.1.3.1 (a) (ii);
- light-gauge metal packagings, marked with the symbol "RID/ADR" according to 6.1.3.1 (a) (ii) intended for substances with a viscosity at 23 °C exceeding 200 mm²/s.

6.1.5.4.1 Number of test samples: three test samples per design type and manufacturer.

6.1.5.4.2 Special preparation of test samples for the test::

either vented closures shall be replaced by similar non-vented closures or the vent shall be sealed.

6.1.5.4.3 Test method and pressure to be applied:

the packagings including their closures shall be restrained under water for 5 minutes while an internal air pressure is applied, the method of restraint shall not affect the results of the test.

The air pressure (gauge) to be applied shall be:

Packing Group I	Packing Group II	Packing Group III
Not less than 30 kPa (0.3 bar)	Not less than 20 kPa (0.2 bar)	Not less than 20 kPa (0.2 bar)

Other methods at least equally effective may be used.

6.1.5.4.4 Criterion for passing the test:

There shall be no leakage.

6.1.5.5 Internal pressure (hydraulic) test

6.1.5.5.1 Packagings to be tested

The internal pressure (hydraulic) test shall be carried out on all design types of metal, plastics and composite packagings intended to contain liquids. This test is not required for:

- inner packagings of combination packagings;
- inner receptacles of composite packagings (glass, porcelain or stoneware), marked with the symbol "RID/ADR" according to 6.1.3.1 (a) (ii);
- light-gauge metal packagings, marked with the symbol "RID/ADR" according to 6.1.3.1 (a) (ii) intended for substances with a viscosity at 23 °C exceeding 200 mm²/s.

6.1.5.5.2 Number of test samples: three test samples per design type and manufacturer.

6.1.5.5.3 Special preparation of packagings for testing:

Either vented closures shall be replaced by similar non-vented closures or the vent shall be sealed.

6.1.5.5.4 Test method and pressure to be applied: metal packagings and composite packagings (glass, porcelain or stoneware), including their closures, shall be subjected to the test pressure for 5 minutes. Plastics packagings and composite packagings (plastics material) including their closures shall be subjected to the test pressure for 30 minutes. This pressure is the one to be included in the mark required by 6.1.3.1 (d). The manner in which the packagings are supported shall not invalidate the test. The test pressure shall be applied continuously and evenly; it shall be kept constant throughout the test period. The hydraulic pressure (gauge) applied, as determined by any one of the following methods, shall be:

- (a) not less than the total gauge pressure measured in the packaging (i.e. the vapour pressure of the filling liquid and the partial pressure of the air or other inert gases, minus 100 kPa) at 55 °C, multiplied by a safety factor of 1.5; this total gauge pressure shall be determined on the basis of a maximum degree of filling in accordance with 4.1.1.4 and a filling temperature of 15 °C; or
- (b) not less than 1.75 times the vapour pressure at 50 °C of the liquid to be carried, minus 100 kPa but with a minimum test pressure of 100 kPa; or
- (c) not less than 1.5 times the vapour pressure at 55 °C of the liquid to be carried, minus 100 kPa but with a minimum test pressure of 100 kPa.

6.1.5.5.5 In addition, packagings intended to contain liquids of packing group I shall be tested to a minimum test pressure of 250 kPa (gauge) for a test period of 5 or 30 minutes depending upon the material of construction of the packaging.

6.1.5.5.6 Criterion for passing the test:

No packaging may leak.

6.1.5.6 Stacking test

All design types of packagings other than bags and other than non-stackable composite packagings (glass, porcelain, or stoneware), marked with the symbol "RID/ADR" according to 6.1.3.1 (a) (ii) shall be subjected to a stacking test.

6.1.5.6.1 Number of test samples: three test samples per design type and manufacturer.

6.1.5.6.2 Test method:

the test sample shall be subjected to a force applied to the top surface of the test sample equivalent to the total weight of identical packages which might be stacked on it during carriage; where the contents of the test sample are liquids with relative density different from that of the liquid to be carried, the force shall be calculated in relation to the latter. The minimum height of the stack including the test sample shall be 3 metres. The duration of the test shall be 24 hours except that plastics drums, jerricans, and composite packagings 6HH1 and 6HH2 intended for liquids shall be subjected to the stacking test for a period of 28 days at a temperature of not less than 40 °C.

For the test in accordance with 6.1.5.2.5, the original filling substance shall be used. For the test in accordance with 6.1.5.2.6, a stacking test shall be carried out with a standard liquid.

6.1.5.6.3 Criteria for passing the test:

No test sample shall leak. In composite packagings or combination packagings, there shall be no leakage of the filling substance from the inner receptacle or inner packaging. No test sample shall show any deterioration which could adversely affect transport safety or any distortion liable to reduce its strength or cause instability in stacks of packages. Plastics packagings shall be cooled to ambient temperature before the assessment.

6.1.5.7 **Supplementary permeability test for plastics drums and jerricans in accordance with 6.1.4.8 and for composite packagings (plastics material) in accordance with 6.1.4.19 intended for the carriage of liquids having a flash-point ≤ 60 °C, other than 6HA1 packagings**

Polyethylene packagings need be subjected to this test only if they are to be approved for the carriage of benzene, toluene, xylene or mixtures and preparations containing those substances.

6.1.5.7.1 Number of test samples: three packagings per design type and manufacturer.

6.1.5.7.2 Special preparation of the test sample for the test:

The test samples are to be pre-stored with the original filling substance in accordance with 6.1.5.2.5, or, for polyethylene packagings, with the standard liquid mixture of hydrocarbons (white spirit) in accordance with 6.1.5.2.6.

6.1.5.7.3 Test method:

The test samples filled with the substance for which the packaging is to be approved shall be weighed before and after storage for 28 days at 23 °C and 50% relative atmospheric humidity. For polyethylene packagings, the test may be carried out with the standard liquid mixture of hydrocarbons (white spirit) in place of benzene, toluene or xylene.

6.1.5.7.4 Criterion for passing the test:

Permeability shall not exceed $0.008 \frac{\text{g}}{\text{l} \cdot \text{h}}$.

6.1.5.8 **Test Report**

6.1.5.8.1 A test report containing at least the following particulars shall be drawn up and shall be available to the users of the packaging:

1. Name and address of the test facility;
2. Name and address of applicant (where appropriate);
3. A unique test report identification;
4. Date of the test report;
5. Manufacturer of the packaging;
6. Description of the packaging design type (e.g. dimensions, materials, closures, thickness, etc.), including method of manufacture (e.g. blow moulding) and which may include drawing(s) and/or photograph(s);
7. Maximum capacity;
8. Characteristics of test contents, e.g. viscosity and relative density for liquids and particle size for solids. For plastics packagings subject to the internal pressure test in 6.1.5.5, the temperature of the water used;
9. Test descriptions and results;
10. The test report shall be signed with the name and status of the signatory.

6.1.5.8.2 The test report shall contain statements that the packaging prepared as for carriage was tested in accordance with the appropriate requirements of this section and that the use of other packaging methods or components may render it invalid. A copy of the test report shall be available to the competent authority.

- 6.1.6 Standard liquids for verifying the chemical compatibility testing of polyethylene packagings, including IBCs, in accordance with 6.1.5.2.6 and 6.5.6.3.5, respectively**
- 6.1.6.1** The following standard liquids shall be used for this plastics material.
- (a) **Wetting Solution** for substances causing severe cracking in polyethylene under stress, in particular for all solutions and preparations containing wetting agents.
- An aqueous solution of 1% of alkyl benzene sulphonate, or an aqueous solution of 5% nonylphenol ethoxylate which has been preliminary stored for at least 14 days at a temperature of 40 °C before being used for the first time for the tests, shall be used.
- The surface tension of this solution shall be 31 to 35 mN/m at 23 °C.
- The stacking test shall be carried out on the basis of a relative density of not less than 1.20.
- A compatibility test with acetic acid is not required if adequate chemical compatibility is proved with a wetting solution.
- For filling substances causing cracking in polyethylene under stress which is resistant to the wetting solution, adequate chemical compatibility may be proved after preliminary storing for three weeks at 40 °C in accordance with 6.1.5.2.6, but with the original filling matter.
- (b) **Acetic acid** for substances and preparations causing cracking in polyethylene under stress, in particular for monocarboxylic acids and monovalent alcohols.
- Acetic acid in 98 to 100% concentration shall be used.
- Relative density = 1.05.
- The stacking test shall be carried out on the basis of a relative density not less than 1.1.
- In the case of filling substances causing polyethylene to swell more than acetic acid and to such an extent that the polyethylene mass is increased by up to 4%, adequate chemical compatibility may be proved after preliminary storing for three weeks at 40 °C, in accordance with 6.1.5.2.6 but with the original filling matter.
- (c) **Normal butyl acetate/normal butyl acetate-saturated wetting solution** for substances and preparations causing polyethylene to swell to such an extent that the polyethylene mass is increased by about 4% and at the same time causing cracking under stress, in particular for phyto-sanitary products, liquid paints and esters.
- Normal butyl acetate in 98 to 100% concentration shall be used for preliminary storage in accordance with 6.1.5.2.6.
- For the stacking test in accordance with 6.1.5.6, a test liquid consisting of a 1 to 10% aqueous wetting solution mixed with 2% normal butyl acetate conforming to (a) above shall be used.
- The stacking test shall be carried out on the basis of a relative density not less than 1.0.
- In the case of filling substances causing polyethylene to swell more than normal butyl acetate and to such an extent that the polyethylene mass is increased by up to 7.5%, adequate chemical compatibility may be proved after preliminary storing for three weeks at 40 °C, in accordance with 6.1.5.2.6 but with the original filling matter.
- (d) **Mixture of hydrocarbons (white spirit)** for substances and preparations causing polyethylene to swell, in particular for hydrocarbons, esters and ketones.
- A mixture of hydrocarbons having a boiling range 160 °C to 220 °C, relative density 0.78-0.80, flash-point > 50 °C and an aromatic content 16% to 21% shall be used.
- The stacking test shall be carried out on the basis of a relative density not less than 1.0.
- In the case of filling substances causing polyethylene to swell to such an extent that the polyethylene mass is increased by more than 7.5%, adequate chemical compatibility may be proved after preliminary storing for three weeks at 40 °C, in accordance with 6.1.5.2.6 but with the original filling matter.
- (e) **Nitric acid** for all substances and preparations having an oxidizing effect on polyethylene and causing molecular degradation identical to or less than 55% nitric acid.
- Nitric acid in a concentration of not less than 55% shall be used.
- The stacking test shall be carried out on the basis of a relative density of not less than 1.4.
- In the case of filling substances more strongly oxidizing than 55% nitric acid or causing degradation of the molecular mass proceed in accordance with 6.1.5.2.5.
- The period of use shall be determined in such cases by observing the degree of damage (e.g. two years for nitric acid in not less than 55% concentration).
- (f) **Water** for substances which do not attack polyethylene in any of the cases referred to under (a) to (e), in particular for inorganic acids and lyes, aqueous saline solutions, polyvalent alcohols and organic substances in aqueous solution.
- The stacking test shall be carried out on the basis of a relative density of not less than 1.2.
- A design type test with water is not required if adequate chemical compatibility is proved with wetting solution or nitric acid.

Chapter 6.2 Requirements for the construction and testing of pressure receptacles, aerosol dispensers, small receptacles containing gas (gas cartridges) and fuel cell cartridges containing liquefied flammable gas

NOTE: Aerosol dispensers, small receptacles containing gas (gas cartridges) and fuel cell cartridges containing liquefied flammable gas are not subject to the requirements of 6.2.1 to 6.2.5.

6.2.1 General requirements

6.2.1.1 Design and construction

6.2.1.1.1 Pressure receptacles and their closures shall be designed, manufactured, tested and equipped in such a way as to withstand all conditions, including fatigue, to which they will be subjected during normal conditions of carriage and use.

6.2.1.1.2 (Reserved)

6.2.1.1.3 In no case shall the minimum wall thickness be less than that specified in the design and construction technical standards.

6.2.1.1.4 For welded pressure receptacles, only metals of weldable quality shall be used.

6.2.1.1.5 The test pressure of cylinders, tubes, pressure drums and bundles of cylinders shall be in accordance with packing instruction P 200 of 4.1.4.1, or, for a chemical under pressure, with packing instruction P 206 of 4.1.4.1. The test pressure for closed cryogenic receptacles shall be in accordance with packing instruction P 203 of 4.1.4.1. The test pressure of a metal hydride storage system shall be in accordance with packing instruction P 205 of 4.1.4.1. The test pressure of a cylinder for an adsorbed gas shall be in accordance with packing instruction P 208 of 4.1.4.1.

6.2.1.1.6 Pressure receptacles assembled in bundles shall be structurally supported and held together as a unit. Pressure receptacles shall be secured in a manner that prevents movement in relation to the structural assembly and movement that would result in the concentration of harmful local stresses. Manifold assemblies (e.g. manifold, valves, and pressure gauges) shall be designed and constructed such that they are protected from impact damage and forces normally encountered in carriage. Manifolds shall have at least the same test pressure as the cylinders. For toxic liquefied gases, each pressure receptacle shall have an isolation valve to ensure that each pressure receptacle can be filled separately and that no interchange of pressure receptacle contents can occur during carriage.

NOTE: Toxic liquefied gases have the classification codes 2T, 2TF, 2TC, 2TO, 2TFC or 2TOC.

6.2.1.1.7 Contact between dissimilar metals which could result in damage by galvanic action shall be avoided.

6.2.1.1.8 Additional requirements for the construction of closed cryogenic receptacles for refrigerated liquefied gases

6.2.1.1.8.1 The mechanical properties of the metal used shall be established for each pressure receptacle, including the impact strength and the bending coefficient.

NOTE: With regard to the impact strength, sub-section 6.8.5.3 gives details of test requirements which may be used.

6.2.1.1.8.2 The pressure receptacles shall be thermally insulated. The thermal insulation shall be protected against impact by means of a jacket. If the space between the pressure receptacle and the jacket is evacuated of air (vacuum-insulation), the jacket shall be designed to withstand without permanent deformation an external pressure of at least 100 kPa (1 bar) calculated in accordance with a recognised technical code or a calculated critical collapsing pressure of not less than 200 kPa (2 bar) gauge pressure. If the jacket is so closed as to be gas-tight (e.g. in the case of vacuum-insulation), a device shall be provided to prevent any dangerous pressure from developing in the insulating layer in the event of inadequate gas-tightness of the pressure receptacle or its fittings. The device shall prevent moisture from penetrating into the insulation.

6.2.1.1.8.3 Closed cryogenic receptacles intended for the carriage of refrigerated liquefied gases having a boiling point below -182°C at atmospheric pressure shall not include materials which may react with oxygen or oxygen enriched atmospheres in a dangerous manner, when located in parts of the thermal insulation where there is a risk of contact with oxygen or with oxygen enriched liquid.

6.2.1.1.8.4 Closed cryogenic receptacles shall be designed and constructed with suitable lifting and securing arrangements.

6.2.1.1.9 Additional requirements for the construction of pressure receptacles for acetylene

Pressure receptacles for UN 1001 acetylene, dissolved, and UN 3374 acetylene, solvent free, shall be filled with a porous material, uniformly distributed, of a type that conforms to the requirements and testing specified by a standard or technical code recognised by the competent authority and which:

- (a) Is compatible with the pressure receptacle and does not form harmful or dangerous compounds either with the acetylene or with the solvent in the case of UN 1001; and
- (b) Is capable of preventing the spread of decomposition of the acetylene in the porous material.

In the case of UN 1001, the solvent shall be compatible with the pressure receptacle.

6.2.1.2 Materials

6.2.1.2.1 Construction materials of pressure receptacles and their closures which are in direct contact with dangerous goods shall not be affected or weakened by the dangerous goods intended to be carried and shall not cause a dangerous effect e.g. catalysing a reaction or reacting with the dangerous goods.

6.2.1.2.2 Pressure receptacles and their closures shall be made of the materials specified in the design and construction technical standards and the applicable packing instruction for the substances intended for carriage in the pressure receptacle. The materials shall be resistant to brittle fracture and to stress corrosion cracking as indicated in the design and construction technical standards.

6.2.1.3 Service equipment

6.2.1.3.1 Valves, piping and other fittings subjected to pressure, excluding pressure relief devices, shall be designed and constructed so that the burst pressure is at least 1.5 times the test pressure of the pressure receptacle.

6.2.1.3.2 Service equipment shall be configured or designed to prevent damage that could result in the release of the pressure receptacle contents during normal conditions of handling and carriage. Manifold piping leading to shut-off valves shall be sufficiently flexible to protect the valves and the piping from shearing or releasing the pressure receptacle contents. The filling and discharge valves and any protective caps shall be capable of being secured against unintended opening. Valves shall be protected as specified in 4.1.6.8.

6.2.1.3.3 Pressure receptacles which are not capable of being handled manually or rolled, shall be fitted with devices (skids, rings, straps) ensuring that they can be safely handled by mechanical means and so arranged as not to impair the strength of, nor cause undue stresses in, the pressure receptacle.

6.2.1.3.4 Individual pressure receptacles shall be equipped with pressure relief devices as specified in packing provision P 200 (2) or P 205 of 4.1.4.1 or in 6.2.1.3.6.4 and 6.2.1.3.6.5. Pressure-relief devices shall be designed to prevent the entry of foreign matter, the leakage of gas and the development of any dangerous excess pressure. When fitted, pressure relief devices on manifolded horizontal pressure receptacles filled with flammable gas shall be arranged to discharge freely to the open air in such a manner as to prevent any impingement of escaping gas upon the pressure receptacle itself under normal conditions of carriage.

6.2.1.3.5 Pressure receptacles whose filling is measured by volume shall be provided with a level indicator.

6.2.1.3.6 Additional requirements for closed cryogenic receptacles

6.2.1.3.6.1 Each filling and discharge opening in a closed cryogenic receptacle used for the carriage of flammable refrigerated liquefied gases shall be fitted with at least two mutually independent shut-off devices in series, the first being a stop-valve, the second being a cap or equivalent device.

6.2.1.3.6.2 For sections of piping which can be closed at both ends and where liquid product can be trapped, a method of automatic pressure-relief shall be provided to prevent excess pressure build-up within the piping.

6.2.1.3.6.3 Each connection on a closed cryogenic receptacle shall be clearly marked to indicate its function (e.g. vapour or liquid phase).

6.2.1.3.6.4 Pressure-relief devices

6.2.1.3.6.4.1 Every closed cryogenic receptacle shall be provided with at least one pressure-relief device. The pressure-relief device shall be of the type that will resist dynamic forces including surge.

6.2.1.3.6.4.2 Closed cryogenic receptacles may, in addition, have a frangible disc in parallel with the spring loaded device(s) in order to meet the requirements of 6.2.1.3.6.5.

6.2.1.3.6.4.3 Connections to pressure-relief devices shall be of sufficient size to enable the required discharge to pass unrestricted to the pressure-relief device.

6.2.1.3.6.4.4 All pressure-relief device inlets shall under maximum filling conditions be situated in the vapour space of the closed cryogenic receptacle and the devices shall be so arranged as to ensure that the escaping vapour is discharged unrestrictedly.

6.2.1.3.6.5 Capacity and setting of pressure-relief devices

NOTE: In relation to pressure-relief devices of closed cryogenic receptacles, maximum allowable working pressure (MAWP) means the maximum effective gauge pressure permissible at the top of a loaded closed cryogenic receptacle in its operating position including the highest effective pressure during filling and discharge.

6.2.1.3.6.5.1 The pressure-relief device shall open automatically at a pressure not less than the MAWP and be fully open at a pressure equal to 110% of the MAWP. It shall, after discharge, close at a pressure not lower than 10% below the pressure at which discharge starts and shall remain closed at all lower pressures.

6.2.1.3.6.5.2 Frangible discs shall be set to rupture at a nominal pressure which is the lower of either the test pressure or 150% of the MAWP.

6.2.1.3.6.5.3 In the case of the loss of vacuum in a vacuum-insulated closed cryogenic receptacle the combined capacity of all pressure-relief devices installed shall be sufficient so that the pressure (including accumulation) inside the closed cryogenic receptacle does not exceed 120% of the MAWP.

6.2.1.3.6.5.4 The required capacity of the pressure-relief devices shall be calculated in accordance with an established technical code recognized by the competent authority¹.

6.2.1.4 Approval of pressure receptacles

6.2.1.4.1 The conformity of pressure receptacles shall be assessed at time of manufacture as required by the competent authority. Pressure receptacles shall be inspected, tested and approved by an inspection body. The technical documentation shall include full specifications on design and construction, and full documentation on the manufacturing and testing.

6.2.1.4.2 Quality assurance systems shall conform to the requirements of the competent authority.

6.2.1.5 Initial inspection and test

6.2.1.5.1 New pressure receptacles, other than closed cryogenic receptacles and metal hydride storage systems, shall be subjected to testing and inspection during and after manufacture in accordance with the applicable design standards including the following:

On an adequate sample of pressure receptacles:

- (a) Testing of the mechanical characteristics of the material of construction;
- (b) Verification of the minimum wall thickness;
- (c) Verification of the homogeneity of the material for each manufacturing batch;
- (d) Inspection of the external and internal conditions of the pressure receptacles;
- (e) Inspection of the neck threads;
- (f) Verification of the conformance with the design standard;

For all pressure receptacles:

- (g) A hydraulic pressure test. Pressure receptacles shall meet the acceptance criteria specified in the design and construction technical standard or technical code;

NOTE: With the agreement of the competent authority, the hydraulic pressure test may be replaced by a test using a gas, where such an operation does not entail any danger.

- (h) Inspection and assessment of manufacturing defects and either repairing them or rendering the pressure receptacles unserviceable. In the case of welded pressure receptacles, particular attention shall be paid to the quality of the welds;
- (i) An inspection of the marks on the pressure receptacles;
- (j) In addition, pressure receptacles intended for the carriage of UN No. 1001 acetylene, dissolved, and UN No. 3374 acetylene, solvent free, shall be inspected to ensure proper installation and condition of the porous material and, if applicable, the quantity of solvent.

¹ See for example CGA Publications S-1.2-2003 "Pressure Relief Device Standards – Part 2 – Cargo and Portable Tanks for Compressed Gases" and S-1.1-2003 "Pressure Relief Device Standards – Part 1 – Cylinders for Compressed Gases".

- 6.2.1.5.2** On an adequate sample of closed cryogenic receptacles, the inspections and tests specified in 6.2.1.5.1 (a), (b), (d) and (f) shall be performed. In addition, welds shall be inspected by radiographic, ultrasonic or another suitable non-destructive test method on a sample of closed cryogenic receptacles according to the applicable design and construction standard. This weld inspection does not apply to the jacket.

Additionally, all closed cryogenic receptacles shall undergo the initial inspections and tests specified in 6.2.1.5.1 (g), (h) and (i), as well as a leakproofness test and a test of the satisfactory operation of the service equipment after assembly.

- 6.2.1.5.3** For metal hydride storage systems, it shall be verified that the inspections and tests specified in 6.2.1.5.1 (a), (b), (c), (d), (e) if applicable, (f), (g), (h) and (i) have been performed on an adequate sample of the receptacles used in the metal hydride storage system. In addition, on an adequate sample of metal hydride storage systems, the inspections and tests specified in 6.2.1.5.1 (c) and (f) shall be performed, as well as 6.2.1.5.1 (e), if applicable, and inspection of the external conditions of the metal hydride storage system.

Additionally, all metal hydride storage systems shall undergo the initial inspections and tests specified in 6.2.1.5.1 (h) and (i), as well as a leakproofness test and a test of the satisfactory operation of the service equipment.

6.2.1.6 Periodic inspection and test

- 6.2.1.6.1** Refillable pressure receptacles, other than cryogenic receptacles, shall be subjected to periodic inspections and tests by a body authorised by the competent authority, in accordance with the following:

- (a) Check of the external conditions of the pressure receptacle and verification of the equipment and the external marks;
- (b) Check of the internal conditions of the pressure receptacle (e.g. internal inspection, verification of minimum wall thickness);
- (c) Checking of the threads if there is evidence of corrosion or if the fittings are removed;
- (d) A hydraulic pressure test and, if necessary, verification of the characteristics of the material by suitable tests;
- (e) Check of service equipment, other accessories and pressure-relief devices, if to be reintroduced into service.

NOTE 1: With the agreement of the competent authority, the hydraulic pressure test may be replaced by a test using a gas, where such an operation does not entail any danger.

2: For seamless steel cylinders and tubes the check of 6.2.1.6.1 (b) and hydraulic pressure test of 6.2.1.6.1 (d) may be replaced by a procedure conforming to ISO 16148:2016 "Gas cylinders – Refillable seamless steel gas cylinders and tubes – Acoustic emission examination (AT) and follow-up ultrasonic examination (UT) for periodic inspection and testing".

3: The check of 6.2.1.6.1 (b) and the hydraulic pressure test of 6.2.1.6.1 (d) may be replaced by ultrasonic examination carried out in accordance with ISO 10461:2005 + A1:2006 for seamless aluminium alloy gas cylinders and in accordance with ISO 6406:2005 for seamless steel gas cylinders.

4: For the periodic inspection and test frequencies, see packing instruction P 200 of 4.1.4.1 or, for a chemical under pressure, packing instruction P 206 of 4.1.4.1.

- 6.2.1.6.2** Pressure receptacles intended for the carriage of UN No. 1001 acetylene, dissolved and UN No. 3374 acetylene, solvent free, shall be examined only as specified in 6.2.1.6.1 (a), (c) and (e). In addition the condition of the porous material (e.g. cracks, top clearance, loosening, settlement) shall be examined.

- 6.2.1.6.3** Pressure relief valves for closed cryogenic receptacles shall be subject to periodic inspections and tests.

6.2.1.7 Requirements for manufacturers

- 6.2.1.7.1** The manufacturer shall be technically able and shall possess all resources required for the satisfactory manufacture of pressure receptacles; this relates in particular to qualified personnel:

- (a) To supervise the entire manufacturing process;
- (b) To carry out joining of materials; and
- (c) To carry out the relevant tests.

- 6.2.1.7.2** The proficiency test of a manufacturer shall in all instances be carried out by an inspection body approved by the competent authority of the country of approval.

6.2.1.8 Requirements for inspection bodies

- 6.2.1.8.1** Inspection bodies shall be independent from manufacturing enterprises and competent to perform the tests, inspections and approvals required.

6.2.2 Requirements for UN pressure receptacles

In addition to the general requirements of section 6.2.1, UN pressure receptacles shall comply with the requirements of this section, including the standards, as applicable. Manufacture of new pressure receptacles or service equipment according to any particular standard in 6.2.2.1 and 6.2.2.3 is not permitted after the date shown in the right hand column of the Tables.

NOTE 1: UN pressure receptacles and service equipment constructed according to standards applicable at the date of manufacture may continue in use subject to the periodic inspection provisions of RID.

2. When EN ISO versions of the following ISO standards are available, they may be used to fulfil the requirements of 6.2.2.1, 6.2.2.2, 6.2.2.3 and 6.2.2.4.

6.2.2.1 Design, construction and initial inspection and test

6.2.2.1.1 The following standards apply for the design, construction, and initial inspection and test of UN cylinders, except that inspection requirements related to the conformity assessment system and approval shall be in accordance with 6.2.2.5:

Reference	Title	Applicable for manufacture
ISO 9809-1:1999	Gas cylinders – Refillable seamless steel gas cylinders – Design, construction and testing – Part 1: Quenched and tempered steel cylinders with tensile strength less than 1 100 MPa NOTE: The note concerning the F factor in section 7.3 of this standard shall not be applied for UN cylinders.	Until 31 December 2018
ISO 9809-1:2010	Gas cylinders – Refillable seamless steel gas cylinders – Design, construction and testing – Part 1: Quenched and tempered steel cylinders with tensile strength less than 1 100 MPa	Until further notice
ISO 9809-2:2000	Gas cylinders – Refillable seamless steel gas cylinders – Design, construction and testing – Part 2: Quenched and tempered steel cylinders with tensile strength greater than or equal to 1 100 MPa	Until 31 December 2018
ISO 9809-2:2010	Gas cylinders – Refillable seamless steel gas cylinders – Design, construction and testing – Part 2: Quenched and tempered steel cylinders with tensile strength greater than or equal to 1 100 MPa	Until further notice
ISO 9809-3:2000	Gas cylinders – Refillable seamless steel gas cylinders – Design, construction and testing – Part 3: Normalized steel cylinders	Until 31 December 2018
ISO 9809-3:2010	Gas cylinders – Refillable seamless steel gas cylinders – Design, construction and testing – Part 3: Normalized steel cylinders	Until further notice
ISO 9809-4:2014	Gas cylinders – Refillable seamless steel gas cylinders – Design, construction and testing – Part 4: Stainless steel cylinders with an Rm value of less than 1 100 MPa	Until further notice
ISO 7866:1999	Gas cylinders – Refillable seamless aluminium alloy gas cylinders – Design, construction and testing NOTE: The note concerning the F factor in section 7.2 of this standard shall not be applied for UN cylinders. Aluminium alloy 6351A - T6 or equivalent shall not be authorized.	Until 31 December 2020
ISO 7866:2012 + Cor 1:2014	Gas cylinders – Refillable seamless aluminium alloy gas cylinders – Design, construction and testing NOTE: Aluminium alloy 6351A or equivalent shall not be used.	Until further notice
ISO 4706:2008	Gas cylinders – Refillable welded steel cylinders – Test pressure 60 bar and below	Until further notice
ISO 18172-1:2007	Gas cylinders – Refillable welded stainless steel cylinders – Part 1: Test pressure 6 MPa and below	Until further notice
ISO 20703:2006	Gas cylinders – Refillable welded aluminium-alloy cylinders – Design, construction and testing	Until further notice
ISO 11118:1999	Gas cylinders – Non-refillable metallic gas cylinders – Specification and test methods	Until 31 December 2020
ISO 11118:2015	Gas cylinders – Non-refillable metallic gas cylinders – Specification and test methods	Until further notice
ISO 11119-1:2002	Gas cylinders of composite construction – Specification and test methods – Part 1: Hoop wrapped composite gas cylinders	Until 31 December 2020
ISO 11119-1:2012	Gas cylinders – Refillable composite gas cylinders and tubes – Design, construction and testing – Part 1: Hoop wrapped fibre reinforced composite gas cylinders and tubes up to 450 l	Until further notice

Reference	Title	Applicable for manufacture
ISO 11119-2:2002	Gas cylinders of composite construction – Specification and test methods – Part 2: Fully wrapped fibre reinforced composite gas cylinders with load-sharing metal liners	Until 31 December 2020
ISO 11119-2:2012 + Amd 1:2014	Gas cylinders – Refillable composite gas cylinders and tubes – Design, construction and testing – Part 2: Fully wrapped fibre reinforced composite gas cylinders and tubes up to 450 l with load-sharing metal liners	Until further notice
ISO 11119-3:2002	Gas cylinders of composite construction – Specification and test methods – Part 3: Fully wrapped fibre reinforced composite gas cylinders with non-load-sharing metallic or non-metallic liners	Until 31 December 2020
ISO 11119-3:2013	Gas cylinders – Refillable composite gas cylinders and tubes – Design, construction and testing – Part 3: Fully wrapped fibre reinforced composite gas cylinders and tubes up to 450 l with non-load-sharing metallic or non-metallic liners	Until further notice

NOTE 1: In the above referenced standards composite cylinders shall be designed for a design life of not less than 15 years.

2: Composite cylinders with a design life longer than 15 years shall not be filled after 15 years from the date of manufacture, unless the design has successfully passed a service life test programme. The programme shall be part of the initial design type approval and shall specify inspections and tests to demonstrate that cylinders manufactured accordingly remain safe to the end of their design life. The service life test programme and the results shall be approved by the competent authority of the country of approval that is responsible for the initial approval of the cylinder design. The service life of a composite cylinder shall not be extended beyond its initial approved design life.

6.2.2.1.2 The following standard apply for the design, construction, and initial inspection and test of UN tubes, except that inspection requirements related to the conformity assessment system and approval shall be in accordance with 6.2.2.5:

Reference	Title	Applicable for manufacture
ISO 11120:1999	Gas cylinders – Refillable seamless steel tubes for compressed gas transport, of water capacity between 150 l and 3 000 l – Design, construction and testing NOTE: The note concerning the F factor in section 7.1 of this standard shall not be applied for UN tubes.	Until 31 December 2022
ISO 11120:2015	Gas cylinders – Refillable seamless steel tubes of water capacity between 150 litres and 3 000 litres – Design, construction and testing	Until further notice
ISO 11119-1:2012	Gas cylinders – Refillable composite gas cylinders and tubes – Design, construction and testing – Part 1: Hoop wrapped fibre reinforced composite gas cylinders and tubes up to 450 l	Until further notice
ISO 11119-2:2012 + Amd 1:2014	Gas cylinders – Refillable composite gas cylinders and tubes – Design, construction and testing – Part 2: Fully wrapped fibre reinforced composite gas cylinders and tubes up to 450 l with load-sharing metal liners	Until further notice
ISO 11119-3:2013	Gas cylinders – Refillable composite gas cylinders and tubes – Design, construction and testing – Part 3: Fully wrapped fibre reinforced composite gas cylinders and tubes up to 450 l with non-load-sharing metallic or non-metallic liners	Until further notice
ISO 11515:2013	Gas cylinders – Refillable composite reinforced tubes of water capacity between 450 l and 3 000 l – Design, construction and testing	Until further notice

NOTE 1: In the above referenced standards composite tubes shall be designed for a design life of not less than 15 years.

2: Composite tubes with a design life longer than 15 years shall not be filled after 15 years from the date of manufacture, unless the design has successfully passed a service life test programme. The programme shall be part of the initial design type approval and shall specify inspections and tests to demonstrate that tubes manufactured accordingly remain safe to the end of their design life. The service life test programme and the results shall be approved by the competent authority of the country of approval that is responsible for the initial approval of the tube design. The service life of a composite tube shall not be extended beyond its initial approved design life.

6.2.2.1.3 The following standards apply for the design, construction and initial inspection and test of UN acetylene cylinders, except that inspection requirements related to the conformity assessment system and approval shall be in accordance with 6.2.2.5:

For the cylinder shell:

Reference	Title	Applicable for manufacture
ISO 9809-1:1999	Gas cylinders – Refillable seamless steel gas cylinders – Design, construction and testing – Part 1: Quenched and tempered steel cylinders with tensile strength less than 1 100 MPa NOTE: The note concerning the F factor in section 7.3 of this standard shall not be applied for UN cylinders.	Until 31 December 2018
ISO 9809-1:2010	Gas cylinders – Refillable seamless steel gas cylinders – Design, construction and testing – Part 1: Quenched and tempered steel cylinders with tensile strength less than 1 100 MPa	Until further notice
ISO 9809-3:2000	Gas cylinders – Refillable seamless steel gas cylinders – Design, construction and testing – Part 3: Normalized steel cylinders	Until 31 December 2018
ISO 9809-3:2010	Gas cylinders – Refillable seamless steel gas cylinders – Design, construction and testing – Part 3: Normalized steel cylinders	Until further notice

For the porous material in the cylinder:

Reference	Title	Applicable for manufacture
ISO 3807-1:2000	Cylinders for acetylene – Basic requirements – Part 1: Cylinders without fusible plugs	Until 31 December 2020
ISO 3807-2:2000	Cylinders for acetylene – Basic requirements – Part 2: Cylinders with fusible plugs	Until 31 December 2020
ISO 3807:2013	Gas cylinders – Acetylene cylinders – Basic requirements and type testing	Until further notice

- 6.2.2.1.4** The following standard apply for the design, construction, and initial inspection and test of UN cryogenic receptacles, except that inspection requirements related to the conformity assessment system and approval shall be in accordance with 6.2.2.5:

Reference	Title	Applicable for manufacture
ISO 21029-1:2004	Cryogenic vessels – Transportable vacuum insulated vessels of not more than 1 000 l volume – Part 1: Design, fabrication, inspection and tests	Until further notice

- 6.2.2.1.5** The following standard applies for the design, construction, and initial inspection and test of UN metal hydride storage systems, except that inspection requirements related to the conformity assessment system and approval shall be in accordance with 6.2.2.5:

Reference	Title	Applicable for manufacture
ISO 16111:2008	Transportable gas storage devices – Hydrogen absorbed in reversible metal hydride	Until further notice

- 6.2.2.1.6** The standard shown below applies to the design, construction and initial inspection and test of UN bundles of cylinders. Each cylinder in a UN bundle of cylinders shall be a UN cylinder complying with the requirements of 6.2.2. The inspection requirements related to the conformity assessment system and approval for UN bundles of cylinders shall be in accordance with 6.2.2.5.

Reference	Title	Applicable for manufacture
ISO 10961:2010	Gas cylinders – Cylinder bundles – Design, manufacture, testing and inspection	Until further notice

NOTE: Changing one or more cylinders of the same design type, including the same test pressure, in an existing UN bundle of cylinders does not require re-certification of the existing bundle.

- 6.2.2.1.7** The following standards apply to the design, construction and initial inspection and test of UN cylinders for adsorbed gases except that the inspection requirements related to the conformity assessment system and approval shall be in accordance with 6.2.2.5.

Reference	Title	Applicable for manufacture
ISO 11513:2011	Gas cylinders – Refillable welded steel cylinders containing materials for sub-atmospheric gas packaging (excluding acetylene) – Design, construction, testing, use and periodic inspection	Until further notice
ISO 9809-1:2010	Gas cylinders – Refillable seamless steel gas cylinders – Design, construction and testing – Part 1: Quenched and tempered steel cylinders with tensile strength less than 1 100 MPa	Until further notice

- 6.2.2.1.8** The following standards apply for the design, construction and initial inspection and test of UN pressure drums, except that inspection requirements related to the conformity assessment system and approval shall be in accordance with 6.2.2.5:

Reference	Title	Applicable for manufacture
ISO 21172-1:2015	Gas cylinders – Welded steel pressure drums up to 3 000 litres capacity for the transport of gases – Design and construction – Part 1: Capacities up to 1 000 litres NOTE: Irrespective of section 6.3.3.4 of this standard, welded steel gas pressure drums with dished ends convex to pressure may be used for the carriage of corrosive substances provided all applicable requirements of RID are met.	Until further notice
ISO 4706:2008	Gas cylinders – Refillable welded steel cylinders – Test pressure 60 bar and below	Until further notice
ISO 18172-1:2007	Gas cylinders – Refillable welded stainless steel cylinders – Part 1: Test pressure 6 MPa and below	Until further notice

6.2.2.2 Materials

In addition to the material requirements specified in the pressure receptacle design and construction standards, and any restrictions specified in the applicable packing instruction for the gas(es) to be carried (e.g. packing instruction P 200 or P 205 of 4.1.4.1), the following standards apply to material compatibility:

ISO 11114-1:2012	Gas cylinders – Compatibility of cylinder and valve materials with gas contents – Part 1: Metallic materials
ISO 11114-2:2013	Gas cylinders – Compatibility of cylinder and valve materials with gas contents – Part 2: Non-metallic materials

6.2.2.3 Service equipment

The following standards apply to closures and their protection:

Reference	Title	Applicable for manufacture
ISO 11117:1998	Gas cylinders – Valve protection caps and valve guards for industrial and medical gas cylinders – Design, construction and tests	Until 31 December 2014
ISO 11117:2008 + Cor 1:2009	Gas cylinders – Valve protection caps and valve guards – Design, construction and tests	Until further notice
ISO 10297:1999	Gas cylinders – Refillable gas cylinder valves – Specification and type testing	Until 31 December 2008
ISO 10297:2006	Gas cylinders – Refillable gas cylinder valves – Specification and type testing	Until 31 December 2020
ISO 10297:2014	Gas cylinders – Cylinder valves – Specification and type testing	Until further notice
ISO 13340:2001	Transportable gas cylinders – Cylinder valves for non-refillable cylinders – Specification and prototype testing	Until 31 December 2020
ISO 14246:2014	Gas cylinders – Cylinder valves – Manufacturing tests and examination	Until further notice

ISO 17871:2015	Gas cylinders – Quick-release cylinders valves- Specification and type testing	Until further notice
----------------	--	----------------------

For UN metal hydride storage systems, the requirements specified in the following standard apply to closures and their protection:

Reference	Title	Applicable for manufacture
ISO 16111:2008	Transportable gas storage devices – Hydrogen absorbed in reversible metal hydride	Until further notice

6.2.2.4 Periodic inspection and test

The following standards apply to the periodic inspection and testing of UN cylinders and their closures:

Reference	Title	Applicable
ISO 6406:2005	Periodic inspection and testing of seamless steel gas cylinders	Until further notice
ISO 10460:2005	Gas cylinders – Welded carbon-steel gas cylinders – Periodic inspection and testing NOTE: The repair of welds described in clause 12.1 of this standard shall not be permitted. Repairs described in clause 12.2 require the approval of the competent authority which approved the periodic inspection and test body in accordance with 6.2.2.6.	Until further notice
ISO 10461:2005 + A1:2006	Seamless aluminium-alloy gas cylinders – Periodic inspection and testing	Until further notice
ISO 10462:2005	Gas cylinders – Transportable cylinders for dissolved acetylene – Periodic inspection and maintenance	Until 31 December 2018
ISO 10462:2013	Gas cylinders – Acetylene cylinders – Periodic inspection and maintenance	Until further notice
ISO 11513:2011	Gas cylinders – Refillable welded steel cylinders containing materials for sub-atmospheric gas packaging (excluding acetylene) – Design, construction, testing, use and periodic inspection	Until further notice
ISO 11623:2002	Transportable gas cylinders – Periodic inspection and testing of composite gas cylinders	Until 31 December 2020
ISO 11623:2015	Gas cylinders – Composite construction – Periodic inspection and testing	Until further notice
ISO 22434:2006	Transportable gas cylinders – Inspection and maintenance of cylinder valves NOTE: These requirements may be met at times other than at the periodic inspection and test of UN cylinders.	Until further notice

The following standard applies to the periodic inspection and testing of UN metal hydride storage systems:

Reference	Title	Applicable
ISO 16111:2008	Transportable gas storage devices – Hydrogen absorbed in reversible metal hydride	Until further notice

6.2.2.5 Conformity assessment system and approval for manufacture of pressure receptacles

6.2.2.5.1 Definitions

For the purposes of this sub-section:

Conformity assessment system means a system for competent authority approval of a manufacturer, by pressure receptacle design type approval, approval of manufacturer's quality system and approval of inspection bodies;

Design type means a pressure receptacle design as specified by a particular pressure receptacle standard;

Verify means confirm by examination or provision of objective evidence that specified requirements have been fulfilled.

6.2.2.5.2 General requirements

Competent authority

- 6.2.2.5.2.1** The competent authority that approves the pressure receptacle shall approve the conformity assessment system for the purpose of ensuring that pressure receptacles conform to the requirements of RID. In instances where the competent authority that approves a pressure receptacle is not the competent authority in the country of manufacture, the marks of the approval country and the country of manufacture shall be indicated in the pressure receptacle marks (see 6.2.2.7 and 6.2.2.8).

The competent authority of the country of approval shall supply, upon request, evidence demonstrating compliance to this conformity assessment system to its counterpart in a country of use.

- 6.2.2.5.2.2** The competent authority may delegate its functions in this conformity assessment system in whole or in part.

- 6.2.2.5.2.3** The competent authority shall ensure that a current list of approved inspection bodies and their identity marks and approved manufacturers and their identity marks is available.

Inspection body

- 6.2.2.5.2.4** The inspection body shall be approved by the competent authority for the inspection of pressure receptacles and shall:

- (a) Have a staff with an organisational structure, capable, trained, competent, and skilled, to satisfactorily perform its technical functions;
- (b) Have access to suitable and adequate facilities and equipment;
- (c) Operate in an impartial manner and be free from any influence which could prevent it from doing so;
- (d) Ensure commercial confidentiality of the commercial and proprietary activities of the manufacturer and other bodies;
- (e) Maintain clear demarcation between actual inspection body functions and unrelated functions;
- (f) Operate a documented quality system;
- (g) Ensure that the tests and inspections specified in the relevant pressure receptacle standard and RID are performed; and
- (h) Maintain an effective and appropriate report and record system in accordance with 6.2.2.5.6.

- 6.2.2.5.2.5** The inspection body shall perform design type approval, pressure receptacle production testing and inspection, and certification to verify conformity with the relevant pressure receptacle standard (see 6.2.2.5.4 and 6.2.2.5.5).

Manufacturer

- 6.2.2.5.2.6** The manufacturer shall:

- (a) Operate a documented quality system in accordance with 6.2.2.5.3;
- (b) Apply for design type approvals in accordance with 6.2.2.5.4;
- (c) Select an inspection body from the list of approved inspection bodies maintained by the competent authority in the country of approval; and
- (d) Maintain records in accordance with 6.2.2.5.6.

Testing laboratory

- 6.2.2.5.2.7** The testing laboratory shall have:

- (a) Staff with an organisational structure, sufficient in number, competence, and skill; and
- (b) Suitable and adequate facilities and equipment to perform the tests required by the manufacturing standard to the satisfaction of the inspection body.

6.2.2.5.3 Manufacturer's quality system

- 6.2.2.5.3.1** The quality system shall contain all the elements, requirements, and provisions adopted by the manufacturer. It shall be documented in a systematic and orderly manner in the form of written policies, procedures and instructions.

The contents shall in particular include adequate descriptions of:

- (a) The organisational structure and responsibilities of personnel with regard to design and product quality;
- (b) The design control and design verification techniques, processes, and procedures that will be used when designing the pressure receptacles;
- (c) The relevant pressure receptacle manufacturing, quality control, quality assurance and process operation instructions that will be used;
- (d) Quality records, such as inspection reports, test data and calibration data;

- (e) Management reviews to ensure the effective operation of the quality system arising from the audits in accordance with 6.2.2.5.3.2;
- (f) The process describing how customer requirements are met;
- (g) The process for control of documents and their revision;
- (h) The means for control of non-conforming pressure receptacles, purchased components, in-process and final materials; and
- (i) Training programmes and qualification procedures for relevant personnel.

6.2.2.5.3.2 Audit of the quality system

The quality system shall be initially assessed to determine whether it meets the requirements in 6.2.2.5.3.1 to the satisfaction of the competent authority.

The manufacturer shall be notified of the results of the audit. The notification shall contain the conclusions of the audit and any corrective actions required.

Periodic audits shall be carried out, to the satisfaction of the competent authority, to ensure that the manufacturer maintains and applies the quality system. Reports of the periodic audits shall be provided to the manufacturer.

6.2.2.5.3.3 Maintenance of the quality system

The manufacturer shall maintain the quality system as approved in order that it remains adequate and efficient.

The manufacturer shall notify the competent authority that approved the quality system, of any intended changes. The proposed changes shall be evaluated in order to determine whether the amended quality system will still satisfy the requirements in 6.2.2.5.3.1.

6.2.2.5.4 Approval process

Initial design type approval

6.2.2.5.4.1 The initial design type approval shall consist of approval of the manufacturer's quality system and approval of the pressure receptacle design to be produced. An application for an initial design type approval shall meet the requirements of 6.2.2.5.4.2 to 6.2.2.5.4.6 and 6.2.2.5.4.9.

6.2.2.5.4.2 A manufacturer desiring to produce pressure receptacles in accordance with a pressure receptacle standard and RID shall apply for, obtain, and retain a design type approval certificate issued by the competent authority in the country of approval for at least one pressure receptacle design type in accordance with the procedure given in 6.2.2.5.4.9. This certificate shall, on request, be submitted to the competent authority of the country of use.

6.2.2.5.4.3 An application shall be made for each manufacturing facility and shall include:

- (a) The name and registered address of the manufacturer and in addition, if the application is submitted by an authorised representative, its name and address;
- (b) The address of the manufacturing facility (if different from the above);
- (c) The name and title of the person(s) responsible for the quality system;
- (d) The designation of the pressure receptacle and the relevant pressure receptacle standard;
- (e) Details of any refusal of approval of a similar application by any other competent authority;
- (f) The identity of the inspection body for design type approval;
- (g) Documentation on the manufacturing facility as specified under 6.2.2.5.3.1; and
- (h) The technical documentation required for design type approval, which shall enable verification of the conformity of the pressure receptacles with the requirements of the relevant pressure receptacle design standard. The technical documentation shall cover the design and method of manufacture and shall contain, as far as is relevant for assessment, at least the following:
 - (i) pressure receptacle design standard, design and manufacturing drawings, showing components and subassemblies, if any;
 - (ii) descriptions and explanations necessary for the understanding of the drawings and intended use of the pressure receptacles;
 - (iii) a list of the standards necessary to fully define the manufacturing process;
 - (iv) design calculations and material specifications; and
 - (v) design type approval test reports, describing the results of examinations and tests carried out in accordance with 6.2.2.5.4.9.

6.2.2.5.4.4 An initial audit in accordance with 6.2.2.5.3.2 shall be performed to the satisfaction of the competent authority.

- 6.2.2.5.4.5** If the manufacturer is denied approval, the competent authority shall provide written detailed reasons for such denial.
- 6.2.2.5.4.6** Following approval, changes to the information submitted under 6.2.2.5.4.3 relating to the initial approval shall be provided to the competent authority.

Subsequent design type approvals

- 6.2.2.5.4.7** An application for a subsequent design type approval shall meet the requirements of 6.2.2.5.4.8 and 6.2.2.5.4.9, provided a manufacturer is in the possession of an initial design type approval. In such a case, the manufacturer's quality system according to 6.2.2.5.3 shall have been approved during the initial design type approval and shall be applicable for the new design.
- 6.2.2.5.4.8** The application shall include:
- (a) The name and address of the manufacturer and in addition, if the application is submitted by an authorised representative, its name and address;
 - (b) Details of any refusal of approval of a similar application by any other competent authority;
 - (c) Evidence that initial design type approval has been granted; and
 - (d) The technical documentation, as described in 6.2.2.5.4.3 (h).

Procedure for design type approval

- 6.2.2.5.4.9** The inspection body shall:
- (a) Examine the technical documentation to verify that:
 - (i) the design is in accordance with the relevant provisions of the standard, and
 - (ii) the prototype lot has been manufactured in conformity with the technical documentation and is representative of the design;
 - (b) Verify that the production inspections have been carried out as required in accordance with 6.2.2.5.5;
 - (c) Select pressure receptacles from a prototype production lot and supervise the tests of these pressure receptacles as required for design type approval;
 - (d) Perform or have performed the examinations and tests specified in the pressure receptacle standard to determine that:
 - (i) the standard has been applied and fulfilled, and
 - (ii) the procedures adopted by the manufacturer meet the requirements of the standard; and
 - (e) Ensure that the various type approval examinations and tests are correctly and competently carried out.

After prototype testing has been carried out with satisfactory results and all applicable requirements of 6.2.2.5.4 have been satisfied, a design type approval certificate shall be issued, which shall include the name and address of the manufacturer, results and conclusions of the examination, and the necessary data for identification of the design type.

If the manufacturer is denied a design type approval, the competent authority shall provide written detailed reasons for such denial.

- 6.2.2.5.4.10** Modifications to approved design types

The manufacturer shall either:

- (a) Inform the issuing competent authority of modifications to the approved design type, where such modifications do not constitute a new design, as specified in the pressure receptacle standard; or
- (b) Request a subsequent design type approval where such modifications constitute a new design according to the relevant pressure receptacle standard. This additional approval shall be given in the form of an amendment to the original design type approval certificate.

- 6.2.2.5.4.11** Upon request, the competent authority shall communicate to any other competent authority, information concerning design type approval, modifications of approvals and withdrawn approvals.

6.2.2.5.5 Production inspection and certification

General requirements

An inspection body, or its delegate, shall carry out the inspection and certification of each pressure receptacle. The inspection body selected by the manufacturer for inspection and testing during production may be different from the inspection body used for the design type approval testing.

Where it can be demonstrated to the satisfaction of the inspection body that the manufacturer has trained competent inspectors, independent of the manufacturing operations, inspection may be performed by those inspectors. In such a case, the manufacturer shall maintain training records of the inspectors.

The inspection body shall verify that the inspections by the manufacturer, and tests performed on those pressure receptacles, fully conform to the standard and the requirements of RID. Should non-conformance in conjunction with this inspection and testing be determined, the permission to have inspection performed by the manufacturer's inspectors may be withdrawn.

The manufacturer shall, after approval by the inspection body, make a declaration of conformity with the certified design type. The application of the pressure receptacle certification marks shall be considered a declaration that the pressure receptacle complies with the applicable pressure receptacle standards and the requirements of this conformity assessment system and RID. The inspection body shall affix or delegate the manufacturer to affix the pressure receptacle certification marks and the registered mark of the inspection body to each approved pressure receptacle.

A certificate of compliance, signed by the inspection body and the manufacturer, shall be issued before the pressure receptacles are filled.

6.2.2.5.6 Records

Design type approval and certificate of compliance records shall be retained by the manufacturer and the inspection body for not less than 20 years.

6.2.2.6 Approval system for periodic inspection and test of pressure receptacles

6.2.2.6.1 Definition

For the purposes of this section:

Approval system means a system for competent authority approval of a body performing periodic inspection and test of pressure receptacles (hereinafter referred to as "periodic inspection and test body"), including approval of that body's quality system.

6.2.2.6.2 General requirements

Competent authority

- 6.2.2.6.2.1** The competent authority shall establish an approval system for the purpose of ensuring that the periodic inspection and test of pressure receptacles conform to the requirements of RID. In instances where the competent authority that approves a body performing periodic inspection and test of a pressure receptacle is not the competent authority of the country approving the manufacture of the pressure receptacle, the marks of the approval country of periodic inspection and test shall be indicated in the pressure receptacle marks (see 6.2.2.7).

The competent authority of the country of approval for the periodic inspection and test shall supply, upon request, evidence demonstrating compliance to this approval system including the records of the periodic inspection and test to its counterpart in a country of use.

The competent authority of the country of approval may terminate the approval certificate referred to in 6.2.2.6.4.1, upon evidence demonstrating non-compliance with the approval system.

- 6.2.2.6.2.2** The competent authority may delegate its functions in this approval system, in whole or in part.

- 6.2.2.6.2.3** The competent authority shall ensure that a current list of approved periodic inspection and test bodies and their identity marks is available.

Periodic inspection and test body

- 6.2.2.6.2.4** The periodic inspection and test body shall be approved by the competent authority and shall:
- (a) Have a staff with an organisational structure, capable, trained, competent, and skilled, to satisfactorily perform its technical functions;
 - (b) Have access to suitable and adequate facilities and equipment;
 - (c) Operate in an impartial manner and be free from any influence which could prevent it from doing so;
 - (d) Ensure commercial confidentiality;
 - (e) Maintain clear demarcation between actual periodic inspection and test body functions and unrelated functions;
 - (f) Operate a documented quality system accordance with 6.2.2.6.3;
 - (g) Apply for approval in accordance with 6.2.2.6.4;
 - (h) Ensure that the periodic inspections and tests are performed in accordance with 6.2.2.6.5; and
 - (i) Maintain an effective and appropriate report and record system in accordance with 6.2.2.6.6.

6.2.2.6.3 Quality system and audit of the periodic inspection and test body

6.2.2.6.3.1 Quality system

The quality system shall contain all the elements, requirements, and provisions adopted by the periodic inspection and test body. It shall be documented in a systematic and orderly manner in the form of written policies, procedures, and instructions.

The quality system shall include:

- (a) A description of the organisational structure and responsibilities;
- (b) The relevant inspection and test, quality control, quality assurance, and process operation instructions that will be used;
- (c) Quality records, such as inspection reports, test data, calibration data and certificates;
- (d) Management reviews to ensure the effective operation of the quality system arising from the audits performed in accordance with 6.2.2.6.3.2;
- (e) A process for control of documents and their revision;
- (f) A means for control of non-conforming pressure receptacles; and
- (g) Training programmes and qualification procedures for relevant personnel.

6.2.2.6.3.2 Audit

The periodic inspection and test body and its quality system shall be audited in order to determine whether it meets the requirements of RID to the satisfaction of the competent authority.

An audit shall be conducted as part of the initial approval process (see 6.2.2.6.4.3). An audit may be required as part of the process to modify an approval (see 6.2.2.6.4.6).

Periodic audits shall be conducted, to the satisfaction of the competent authority, to ensure that the periodic inspection and test body continues to meet the requirements of RID.

The periodic inspection and test body shall be notified of the results of any audit. The notification shall contain the conclusions of the audit and any corrective actions required.

6.2.2.6.3.3 Maintenance of the quality system

The periodic inspection and test body shall maintain the quality system as approved in order that it remains adequate and efficient.

The periodic inspection and test body shall notify the competent authority that approved the quality system, of any intended changes, in accordance with the process for modification of an approval in 6.2.2.6.4.6.

6.2.2.6.4 Approval process for periodic inspection and test bodies

Initial approval

6.2.2.6.4.1 A body desiring to perform periodic inspection and test of pressure receptacles in accordance with a pressure receptacle standard and RID shall apply for, obtain, and retain an approval certificate issued by the competent authority.

This written approval shall, on request, be submitted to the competent authority of a country of use.

6.2.2.6.4.2 An application shall be made for each periodic inspection and test body and shall include:

- (a) The name and address of the periodic inspection and test body and, if the application is submitted by an authorised representative, its name and address;
- (b) The address of each facility performing periodic inspection and test;
- (c) The name and title of the person(s) responsible for the quality system;
- (d) The designation of the pressure receptacles, the periodic inspection and test methods, and the relevant pressure receptacle standards met by the quality system;
- (e) Documentation on each facility, the equipment, and the quality system as specified under 6.2.2.6.3.1;
- (f) The qualifications and training records of the periodic inspection and test personnel; and
- (g) Details of any refusal of approval of a similar application by any other competent authority.

- 6.2.2.6.4.3** The competent authority shall:
- (a) Examine the documentation to verify that the procedures are in accordance with the requirements of the relevant pressure receptacle standards and RID; and
 - (b) Conduct an audit in accordance with 6.2.2.6.3.2 to verify that the inspections and tests are carried out as required by the relevant pressure receptacle standards and RID, to the satisfaction of the competent authority.

6.2.2.6.4.4 After the audit has been carried out with satisfactory results and all applicable requirements of 6.2.2.6.4 have been satisfied, an approval certificate shall be issued. It shall include the name of the periodic inspection and test body, the registered mark, the address of each facility, and the necessary data for identification of its approved activities (e.g. designation of pressure receptacles, periodic inspection and test method and pressure receptacle standards).

6.2.2.6.4.5 If the periodic inspection and test body is denied approval, the competent authority shall provide written detailed reasons for such denial.

Modifications to periodic inspection and test body approvals

6.2.2.6.4.6 Following approval, the periodic inspection and test body shall notify the issuing competent authority of any modifications to the information submitted under 6.2.2.6.4.2 relating to the initial approval.

The modifications shall be evaluated in order to determine whether the requirements of the relevant pressure receptacle standards and RID will be satisfied. An audit in accordance with 6.2.2.6.3.2 may be required. The competent authority shall accept or reject these modifications in writing, and an amended approval certificate shall be issued as necessary.

6.2.2.6.4.7 Upon request, the competent authority shall communicate to any other competent authority, information concerning initial approvals, modifications of approvals, and withdrawn approvals.

6.2.2.6.5 Periodic inspection and test and certification

The application of the periodic inspection and test marks to a pressure receptacle shall be considered a declaration that the pressure receptacle complies with the applicable pressure receptacle standards and the requirements of RID. The periodic inspection and test body shall affix the periodic inspection and test marks, including its registered mark, to each approved pressure receptacle (see 6.2.2.7.7).

A record certifying that a pressure receptacle has passed the periodic inspection and test shall be issued by the periodic inspection and test body, before the pressure receptacle is filled.

6.2.2.6.6 Records

The periodic inspection and test body shall retain records of pressure receptacle periodic inspection and tests (both passed and failed) including the location of the test facility, for not less than 15 years.


The owner of the pressure receptacle shall retain an identical record until the next periodic inspection and test unless the pressure receptacle is permanently removed from service.

6.2.2.7 Marking of refillable UN pressure receptacles

NOTE: Marking requirements for UN metal hydride storage systems are given in 6.2.2.9 and marking requirements for UN bundles of cylinders are given in 6.2.2.10.

6.2.2.7.1 Refillable UN pressure receptacles shall be marked clearly and legibly with certification, operational and manufacturing marks. These marks shall be permanently affixed (e.g. stamped, engraved, or etched) on the pressure receptacle. The marks shall be on the shoulder, top end or neck of the pressure receptacle or on a permanently affixed component of the pressure receptacle (e.g. welded collar or corrosion resistant plate welded on the outer jacket of a closed cryogenic receptacle). Except for the UN packaging symbol, the minimum size of the marks shall be 5 mm for pressure receptacles with a diameter greater than or equal to 140 mm and 2.5 mm for pressure receptacles with a diameter less than 140 mm. The minimum size of the UN packaging symbol shall be 10 mm for pressure receptacles with a diameter greater than or equal to 140 mm and 5 mm for pressure receptacles with a diameter less than 140 mm.

6.2.2.7.2 The following certification marks shall be applied:

- (a) The United Nations packaging symbol .

This symbol shall not be used for any purpose other than certifying that a packaging, a flexible bulk container, a portable tank or an MEGC complies with the relevant requirements in Chapter 6.1, 6.2, 6.3, 6.5, 6.6, 6.7 or 6.11. This symbol shall not be used for pressure receptacles which only conform to the requirements of 6.2.3 to 6.2.5 (see 6.2.3.9);

- (b) The technical standard (e.g. ISO 9809-1) used for design, manufacture and testing;

- (c) The character(s) identifying the country of approval as indicated by the distinguishing sign used on vehicles in international road traffic²;

NOTE: The country of approval shall be understood to be the country that approved the body which inspected the individual receptacle at time of manufacture.

- (d) The identity mark or stamp of the inspection body that is registered with the competent authority of the country authorizing the marking;
- (e) The date of the initial inspection, the year (four digits) followed by the month (two digits) separated by a slash (i.e. "/");

6.2.2.7.3 The following operational marks shall be applied:

- (f) The test pressure in bar, preceded by the letters "PH" and followed by the letters "BAR";
- (g) The mass of the empty pressure receptacle including all permanently attached integral parts (e.g. neck ring, foot ring, etc.) in kilograms, followed by the letters "KG". This mass shall not include the mass of valve, valve cap or valve guard, any coating, or porous material for acetylene. The mass shall be expressed to three significant figures rounded up to the last digit. For cylinders of less than 1 kg, the mass shall be expressed to two significant figures rounded up to the last digit. In the case of pressure receptacles for UN No. 1001 acetylene, dissolved and UN No. 3374 acetylene, solvent free, at least one decimal shall be shown after the decimal point and two digits for pressure receptacles of less than 1 kg;
- (h) The minimum guaranteed wall thickness of the pressure receptacle in millimetres followed by the letters "MM". This mark is not required for pressure receptacles with a water capacity less than or equal to 1 litre or for composite cylinders or for closed cryogenic receptacles;
- (i) In the case of pressure receptacles for compressed gases, UN No. 1001 acetylene, dissolved, and UN No. 3374 acetylene, solvent free, the working pressure in bar, preceded by the letters "PW". In the case of closed cryogenic receptacles, the maximum allowable working pressure preceded by the letters "MAWP";
- (j) In the case of pressure receptacles for liquefied gases and refrigerated liquefied gases, the water capacity in litres expressed to three significant figures rounded down to the last digit, followed by the letter "L". If the value of the minimum or nominal water capacity is an integer, the figures after the decimal point may be neglected;
- (k) In the case of pressure receptacles for UN No. 1001 acetylene, dissolved, the total of the mass of the empty receptacle, the fittings and accessories not removed during filling, any coating, the porous material, the solvent and the saturation gas expressed to three significant figures rounded down to the last digit followed by the letters "KG". At least one decimal shall be shown after the decimal point. For pressure receptacles of less than 1 kg, the mass shall be expressed to two significant figures rounded down to the last digit;
- (l) In the case of pressure receptacles for UN No. 3374 acetylene, solvent free, the total of the mass of the empty receptacle, the fittings and accessories not removed during filling, any coating, and the porous material expressed to three significant figures rounded down to the last digit followed by the letters "KG". At least one decimal shall be shown after the decimal point. For pressure receptacles of less than 1 kg, the mass shall be expressed to two significant figures rounded down to the last digit;

6.2.2.7.4 The following manufacturing marks shall be applied:

- (m) Identification of the cylinder thread (e.g. 25E). This mark is not required for closed cryogenic receptacles;
- NOTE:** Information on marks that may be used for identifying threads for cylinders is given in ISO/TR 11364 "Gas cylinders – Compilation of national and international valve stem/gas cylinder neck threads and their identification and marking system".
- (n) The manufacturer's mark registered by the competent authority. When the country of manufacture is not the same as the country of approval, then the manufacturer's mark shall be preceded by the character(s) identifying the country of manufacture as indicated by the distinguishing sign used on vehicles in international road traffic². The country mark and the manufacturer's mark shall be separated by a space or slash;
- (o) The serial number assigned by the manufacturer;
- (p) In the case of steel pressure receptacles and composite pressure receptacles with steel liner intended for the carriage of gases with a risk of hydrogen embrittlement, the letter "H" showing compatibility of the steel (see ISO 11114-1:2012);
- (q) For composite cylinders and tubes having a limited design life, the letters "FINAL" followed by the design life shown as the year (four digits) followed by the month (two digits) separated by a slash (i.e. "/");

² Distinguishing sign of the State of registration used on motor vehicles and trailers in international road traffic, e.g. in accordance with the Geneva Convention on Road Traffic of 1949 or the Vienna Convention on Road Traffic of 1968.


- (r) For composite cylinders and tubes having a limited design life greater than 15 years and for composite cylinders and tubes having non-limited design life, the letters "SERVICE" followed by the date 15 years from the date of manufacture (initial inspection) shown as the year (four digits) followed by the month (two digits) separated by a slash (i.e. "/").

NOTE: Once the initial design type has passed the service life test programme requirements in accordance with 6.2.2.1.1 Note 2 or 6.2.2.1.2 Note 2, future production no longer requires this initial service life mark. The initial service life mark shall be made unreadable on cylinders and tubes of a design type that has met the service life test programme requirements.

6.2.2.7.5 The above marks shall be placed in three groups:

- Manufacturing marks shall be the top grouping and shall appear consecutively in the sequence given in 6.2.2.7.4 except for the marks described in 6.2.2.7.4 (q) and (r) which shall be adjacent to the periodic inspection and test marks of 6.2.2.7.7.
- The operational marks in 6.2.2.7.3 shall be the middle grouping and the test pressure (f) shall be immediately preceded by the working pressure (i) when the latter is required.
- Certification marks shall be the bottom grouping and shall appear in the sequence given in 6.2.2.7.2.

The following is an example of marking a cylinder.

(m) 25E		(n) D MF	(o) 765432	(p) H	
(i) PW200	(f) PH300BAR	(g) 62.1KG 50L	(j) 5.8MM	(h)	
(a) 	(b) ISO 9809-1	(c) F	(d) IB	(e) 2000/12	

6.2.2.7.6 Other marks are allowed in areas other than the side wall, provided they are made in low stress areas and are not of a size and depth that will create harmful stress concentrations. In the case of closed cryogenic receptacles, such marks may be on a separate plate attached to the outer jacket. Such marks shall not conflict with required marks.

6.2.2.7.7 In addition to the preceding marks, each refillable pressure receptacle that meets the periodic inspection and test requirements of 6.2.2.4 shall be marked indicating:

- The character(s) identifying the country authorizing the body performing the periodic inspection and test as indicated by the distinguishing sign used on vehicles in international road traffic³. This mark is not required if this body is approved by the competent authority of the country approving manufacture;
- The registered mark of the body authorised by the competent authority for performing periodic inspection and test;
- The date of the periodic inspection and test, the year (two digits) followed by the month (two digits) separated by a slash (i.e. "/"). Four digits may be used to indicate the year.

The above marks shall appear consecutively in the sequence given.

6.2.2.7.8 For acetylene cylinders, with the agreement of the competent authority, the date of the most recent periodic inspection and the stamp of the body performing the periodic inspection and test may be engraved on a ring held on the cylinder by the valve. The ring shall be configured so that it can only be removed by disconnecting the valve from the cylinder.

6.2.2.7.9 (Deleted)

³ Distinguishing sign of the State of registration used on motor vehicles and trailers in international road traffic, e.g. in accordance with the Geneva Convention on Road Traffic of 1949 or the Vienna Convention on Road Traffic of 1968.

6.2.2.8 Marking of non-refillable UN pressure receptacles

6.2.2.8.1 Non-refillable UN pressure receptacles shall be marked clearly and legibly with certification and gas or pressure receptacle specific marks. These marks shall be permanently affixed (e.g. stencilled, stamped, engraved, or etched) on the pressure receptacle. Except when stencilled, the marks shall be on the shoulder, top end or neck of the pressure receptacle or on a permanently affixed component of the pressure receptacle (e.g. welded collar). Except for the UN packaging symbol and the "DO NOT REFILL" mark, the minimum size of the marks shall be 5 mm for pressure receptacles with a diameter greater than or equal to 140 mm and 2.5 mm for pressure receptacles with a diameter less than 140 mm. The minimum size of the UN packaging symbol shall be 10 mm for pressure receptacles with a diameter greater than or equal to 140 mm and 5 mm for pressure receptacles with a diameter less than 140 mm. The minimum size of the "DO NOT REFILL" mark shall be 5 mm.

6.2.2.8.2 The marks listed in 6.2.2.7.2 to 6.2.2.7.4 shall be applied with the exception of (g), (h) and (m). The serial number (o) may be replaced by the batch number. In addition, the words "DO NOT REFILL" in letters of at least 5 mm in height are required.

6.2.2.8.3 The requirements of 6.2.2.7.5 shall apply.


NOTE: Non-refillable pressure receptacles may, on account of their size, substitute a label for these permanent marks.

6.2.2.8.4 Other marks are allowed provided they are made in low stress areas other than the side wall and are not of a size and depth that will create harmful stress concentrations. Such marks shall not conflict with required marks.

6.2.2.9 Marking of UN metal hydride storage systems

6.2.2.9.1 UN metal hydride storage systems shall be marked clearly and legibly with the marks listed below. These marks shall be permanently affixed (e.g. stamped, engraved, or etched) on the metal hydride storage system. The marks shall be on the shoulder, top end or neck of the metal hydride storage system or on a permanently affixed component of the metal hydride storage system. Except for the United Nations packaging symbol, the minimum size of the marks shall be 5 mm for metal hydride storage systems with a smallest overall dimension greater than or equal to 140 mm and 2.5 mm for metal hydride storage systems with a smallest overall dimension less than 140 mm. The minimum size of the United Nations packaging symbol shall be 10 mm for metal hydride storage systems with a smallest overall dimension greater than or equal to 140 mm and 5 mm for metal hydride storage systems with a smallest overall dimension less than 140 mm.

6.2.2.9.2 The following marks shall be applied:

(a) The United Nations packaging symbol ,

This symbol shall not be used for any purpose other than certifying that a packaging, a flexible bulk container, a portable tank or an MEGC complies with the relevant requirements in Chapter 6.1, 6.2, 6.3, 6.5, 6.6, 6.7 or 6.11;

(b) "ISO 16111" (the technical standard used for design, manufacture and testing);

(c) The character(s) identifying the country of approval as indicated by the distinguishing sign used on vehicles in international road traffic⁴;

NOTE: The country of approval shall be understood to be the country that approved the body which inspected the individual receptacle at the time of manufacture.

(d) The identity mark or stamp of the inspection body that is registered with the competent authority of the country authorizing the marking;

(e) The date of the initial inspection, the year (four digits) followed by the month (two digits) separated by a slash (i.e. "/");

(f) The test pressure of the receptacle in bar, preceded by the letters "PH" and followed by the letters "BAR";

(g) The rated charging pressure of the metal hydride storage system in bar, preceded by the letters "RCP" and followed by the letters "BAR";

(h) The manufacturer's mark registered by the competent authority. When the country of manufacture is not the same as the country of approval, then the manufacturer's mark shall be preceded by the character(s) identifying the country of manufacture as indicated by the distinguishing signs of motor vehicles in international traffic⁴. The country mark and the manufacturer's mark shall be separated by a space or slash;

(i) The serial number assigned by the manufacturer;

(j) In the case of steel receptacles and composite receptacles with steel liner, the letter "H" showing compatibility of the steel (see ISO 11114-1:2012); and,

⁴ Distinguishing sign of the State of registration used on motor vehicles and trailers in international road traffic, e.g. in accordance with the Geneva Convention on Road Traffic of 1949 or the Vienna Convention on Road Traffic of 1968.

- (k) In the case of metal hydride storage systems having limited life, the date of expiry, denoted by the letters "FINAL" followed by the year (four digits) followed by the month (two digits) separated by a slash (i.e. "/").

The certification marks specified in (a) to (e) above shall appear consecutively in the sequence given. The test pressure (f) shall be immediately preceded by the rated charging pressure (g). The manufacturing marks specified in (h) to (k) above shall appear consecutively in the sequence given.

6.2.2.9.3 Other marks are allowed in areas other than the side wall, provided they are made in low stress areas and are not of a size and depth that will create harmful stress concentrations. Such marks shall not conflict with required marks.

6.2.2.9.4 In addition to the preceding marks, each metal hydride storage system that meets the periodic inspection and test requirements of 6.2.2.4 shall be marked indicating:

- (a) The character(s) identifying the country authorizing the body performing the periodic inspection and test, as indicated by the distinguishing sign used on vehicles in international road traffic⁴. This mark is not required if this body is approved by the competent authority of the country approving manufacture;
- (b) The registered mark of the body authorised by the competent authority for performing periodic inspection and test;
- (c) The date of the periodic inspection and test, the year (two digits) followed by the month (two digits) separated by a slash (i.e. "/"). Four digits may be used to indicate the year.

The above marks shall appear consecutively in the sequence given.

6.2.2.10 Marking of UN bundles of cylinders

6.2.2.10.1 Individual cylinders in a bundle of cylinders shall be marked in accordance with 6.2.2.7.

6.2.2.10.2 Refillable UN bundles of cylinders shall be marked clearly and legibly with certification, operational, and manufacturing marks. These marks shall be permanently affixed (e.g. stamped, engraved, or etched) on a plate permanently attached to the frame of the bundle of cylinders. Except for the UN packaging symbol, the minimum size of the marks shall be 5 mm. The minimum size of the UN packaging symbol shall be 10 mm.

6.2.2.10.3 The following marks shall be applied:

- (a) The certification marks specified in 6.2.2.7.2 (a), (b), (c), (d) and (e);
- (b) The operational marks specified in 6.2.2.7.3 (f), (i), (j) and the total of the mass of the frame of the bundle and all permanently attached parts (cylinders, manifold, fittings and valves). Bundles intended for the carriage of UN 1001 acetylene, dissolved and UN 3374 acetylene, solvent free shall bear the tare mass as specified in clause B.4.2 of ISO 10961:2010; and
- (c) The manufacturing marks specified in 6.2.2.7.4 (n), (o) and, where applicable, (p).

6.2.2.10.4 The marks shall be placed in three groups:

- (a) The manufacturing marks shall be the top grouping and shall appear consecutively in the sequence given in 6.2.2.10.3 (c);
- (b) The operational marks in 6.2.2.10.3 (b) shall be the middle grouping and the operational mark specified in 6.2.2.7.3 (f) shall be immediately preceded by the operational mark specified in 6.2.2.7.3 (i) when the latter is required;
- (c) Certification marks shall be the bottom grouping and shall appear in the sequence given in 6.2.2.10.3 (a).

6.2.2.11 Equivalent procedures for conformity assessment and periodic inspection and test

For UN pressure receptacles the requirements of 6.2.2.5 and 6.2.2.6 are considered to have been complied with when the following procedures are applied:

Procedure	Relevant body
Type approval (1.8.7.2)	Xa
Supervision of manufacture (1.8.7.3)	Xa or IS
Initial inspection and tests (1.8.7.4)	Xa or IS
Periodic inspection (1.8.7.5)	Xa or Xb or IS

Xa means the competent authority, its delegate or inspection body conforming to 1.8.6.2, 1.8.6.4, 1.8.6.5 and 1.8.6.8 and accredited according to EN ISO/IEC 17020:2012 (except clause 8.1.3) type A.

Xb means inspection body conforming to 1.8.6.2, 1.8.6.4, 1.8.6.5 and 1.8.6.8 and accredited according to EN ISO/IEC 17020:2012 (except clause 8.1.3) type B.

IS means an in-house inspection service of the applicant under the surveillance of an inspection body conforming to 1.8.6.2, 1.8.6.4, 1.8.6.5 and 1.8.6.8 and accredited according to EN ISO/IEC 17020:2012 (except clause 8.1.3) type A. The in-house inspection service shall be independent from design process, manufacturing operations, repair and maintenance.

6.2.3 General requirements for non-UN pressure receptacles

6.2.3.1 Design and construction

6.2.3.1.1 Pressure receptacles and their closures not designed, constructed, inspected, tested and approved according to the requirements of 6.2.2 shall be designed, constructed, inspected, tested and approved in accordance with the general requirements of 6.2.1 as supplemented or modified by the requirements of this section and those of 6.2.4 or 6.2.5.

6.2.3.1.2 Whenever possible the wall thickness shall be determined by calculation, accompanied, if needed, by experimental stress analysis. Otherwise the wall thickness may be determined by experimental means.

Appropriate design calculations for the pressure envelope and supporting components shall be used to ensure the safety of the pressure receptacles concerned.

The minimum wall thickness to withstand pressure shall be calculated in particular with regard to:

- the calculation pressures, which shall not be less than the test pressure;
- the calculation temperatures allowing for appropriate safety margins;
- the maximum stresses and peak stress concentrations where necessary;
- factors inherent to the properties of the material.

6.2.3.1.3 For welded pressure receptacles, only metals of weldable quality whose adequate impact strength at an ambient temperature of –20 °C can be guaranteed shall be used.

6.2.3.1.4 For closed cryogenic receptacles, the impact strength to be established as required by 6.2.1.1.8.1 shall be tested as laid down in 6.8.5.3.

6.2.3.1.5 Acetylene cylinders shall not be fitted with fusible plugs.

6.2.3.2 (Reserved)

6.2.3.3 Service equipment

6.2.3.3.1 Service equipment shall comply with 6.2.1.3.

6.2.3.3.2 Openings

Pressure drums may be provided with openings for filling and discharge and with other openings intended for level gauges, pressure gauges or relief devices. The number of openings shall be kept to a minimum consistent with safe operations. Pressure drums may also be provided with an inspection opening, which shall be closed by an effective closure.

6.2.3.3.3 Fittings

- (a) If cylinders are fitted with a device to prevent rolling, this device shall not be integral with the valve cap;
- (b) Pressure drums which are capable of being rolled shall be equipped with rolling hoops or be otherwise protected against damage due to rolling (e.g. by corrosion resistant metal sprayed on to the pressure receptacle surface);
- (c) Bundles of cylinders shall be fitted with appropriate devices ensuring that they can be handled and carried safely;
- (d) If level gauges, pressure gauges or relief devices are installed, they shall be protected in the same way as is required for valves in 4.1.6.8.

6.2.3.4 Initial inspection and test

6.2.3.4.1 New pressure receptacles shall be subjected to testing and inspection during and after manufacture in accordance with the requirements of 6.2.1.5.

6.2.3.4.2 Specific provisions applying to aluminium alloy pressure receptacles

- (a) In addition to the initial inspection required by 6.2.1.5.1, it is necessary to test for possible intercrystalline corrosion of the inside wall of the pressure receptacles where use is made of an aluminium alloy containing copper, or where use is made of an aluminium alloy containing magnesium and manganese and the magnesium content is greater than 3.5% or the manganese content lower than 0.5%;

- (b) In the case of an aluminium/copper alloy the test shall be carried out by the manufacturer at the time of approval of a new alloy by the competent authority; it shall thereafter be repeated in the course of production, for each pour of the alloy;
- (c) In the case of an aluminium/magnesium alloy the test shall be carried out by the manufacturer at the time of approval of a new alloy and of the manufacturing process by the competent authority. The test shall be repeated whenever a change is made in the composition of the alloy or in the manufacturing process.

6.2.3.5 Periodic inspection and test

6.2.3.5.1 Periodic inspection and test shall be in accordance with 6.2.1.6.

NOTE 1: With the agreement of the competent authority of the country that issued the type approval, the hydraulic pressure test of each welded steel cylinder intended for the carriage of gases of UN No. 1965, hydrocarbon gas mixture liquefied, n.o.s., with a capacity below 6.5 l may be replaced by another test ensuring an equivalent level of safety.

2: For seamless steel cylinders and tubes the check of 6.2.1.6.1 (b) and the hydraulic pressure test of 6.2.1.6.1 (d) may be replaced by a procedure conforming to EN ISO 16148:2016 "Gas cylinders – Refillable seamless steel gas cylinders and tubes – Acoustic emission examination (AT) and follow-up ultrasonic examination (UT) for periodic inspection and testing".

3: The check of 6.2.1.6.1 (b) and the hydraulic pressure test of 6.2.1.6.1 (d) may be replaced by ultrasonic examination carried out in accordance with EN 1802:2002 for seamless aluminium alloy gas cylinders and in accordance with EN 1968:2002 + A1:2005 for seamless steel gas cylinders.

6.2.3.5.2 Closed cryogenic receptacles shall be subject to periodic inspections and tests in accordance with the periodicity defined in packing instruction P 203 (8) (b) of 4.1.4.1, in accordance with the following:

- (a) Check of the external condition of the receptacle and verification of the equipment and the external marks;
- (b) The leakproofness test.

6.2.3.5.3 *General provisions for the substitution of dedicated check(s) for periodic inspection and test required in 6.2.3.5.1*

6.2.3.5.3.1 This paragraph only applies to types of pressure receptacles designed and manufactured in accordance with the standards referred to in 6.2.4.1 or a technical code in accordance with 6.2.5, and for which the inherent properties of the design prevent the checks (b) or (d) for periodic inspection and test required in 6.2.1.6.1 to be applied or the results to be interpreted.

For such pressure receptacles, these check(s) shall be replaced by alternative method(s) related to the characteristics of the specific design specified under 6.2.3.5.4, and detailed in a special provision of Chapter 3.3 or a standard referenced in 6.2.4.2.

The alternative methods shall specify which checks and tests according to 6.2.1.6.1 (b) and (d) are to be substituted.

The alternative method(s) in combination with the remaining checks according to 6.2.1.6.1 (a) to (e) shall ensure a level of safety at least equivalent to the safety level for pressure receptacles of a similar size and use which are periodically inspected and tested in compliance with 6.2.3.5.1.

The alternative method(s) shall moreover detail all the following elements:

- A description of the relevant types of pressure receptacles;
- The procedure for the test(s);
- The specifications of the acceptance criteria;
- A description of the measures to be taken in case of rejection of pressure receptacles.

6.2.3.5.3.2 Non-destructive testing as an alternative method

The check(s) identified in 6.2.3.5.3.1 shall be supplemented or replaced by one (or more) non-destructive test method(s) to be performed on each individual pressure receptacle.

6.2.3.5.3.3 Destructive testing as an alternative method

If no non-destructive test method leads to an equivalent level of safety, the check(s) identified in 6.2.3.5.3.1, with exception of the check of the internal conditions mentioned in 6.2.1.6.1 (b), shall be supplemented or replaced by one (or more) destructive test method(s) in combination with its statistical evaluation.

In addition to the elements described above, the detailed method for destructive testing shall document the following elements:

- A description of the relevant basic population of pressure receptacles;
- A procedure for the random sampling of individual pressure receptacles to be tested;

- A procedure for the statistical evaluation of the test results including rejection criteria;
- A specification for the periodicity of destructive sample tests;
- A description of the measures to be taken if acceptance criteria are met but a safety relevant degradation of material properties is observed, which shall be used for the determination of the end of service life;
- A statistical assessment of the level of safety achieved by the alternative method.

6.2.3.5.4 Over-moulded cylinders subject to 6.2.3.5.3.1 shall be subject to periodic inspection and test in accordance with special provision 674 of Chapter 3.3.

6.2.3.6 Approval of pressure receptacles

6.2.3.6.1 The procedures for conformity assessment and periodic inspection of section 1.8.7 shall be performed by the relevant body according to the following Table.

Procedure	Relevant body
Type approval (1.8.7.2)	Xa
Supervision of manufacture (1.8.7.3)	Xa or IS
Initial inspection and tests (1.8.7.4)	Xa or IS
Periodic inspection (1.8.7.5)	Xa or Xb or IS

For refillable pressure receptacles, the conformity assessment of valves and other demountable accessories having a direct safety function may be carried out separately from the pressure receptacles. For non-refillable pressure receptacles, the conformity assessment of valves and other demountable accessories having a direct safety function shall be carried out together with the assessment of the pressure receptacles.

Xa means the competent authority, its delegate or inspection body conforming to 1.8.6.2, 1.8.6.4, 1.8.6.5 and 1.8.6.8 and accredited according to EN ISO/IEC 17020:2012 (except clause 8.1.3) type A.

Xb means inspection body conforming to 1.8.6.2, 1.8.6.4, 1.8.6.5 and 1.8.6.8 and accredited according to EN ISO/IEC 17020:2012 (except clause 8.1.3) type B.

IS means an in-house inspection service of the applicant under the surveillance of an inspection body conforming to 1.8.6.2, 1.8.6.4, 1.8.6.5 and 1.8.6.8 and accredited according to EN ISO/IEC 17020:2012 (except clause 8.1.3) type A. The in-house inspection service shall be independent from design process, manufacturing operations, repair and maintenance.

6.2.3.6.2 If the country of approval is not an RID Contracting State or a Contracting Party to ADR, the competent authority mentioned in 6.2.1.7.2 shall be the competent authority of an RID Contracting State or a Contracting Party to ADR.

6.2.3.7 Requirements for manufacturers

6.2.3.7.1 The relevant requirements of 1.8.7 shall be met.

6.2.3.8 Requirements for inspection bodies

The requirements of 1.8.6 shall be met.

6.2.3.9 Marking of refillable pressure receptacles

6.2.3.9.1 Marking shall be in accordance with sub-section 6.2.2.7 with the following variations.

6.2.3.9.2 The United Nations packaging symbol specified in 6.2.2.7.2 (a) and the provisions of 6.2.2.7.4 (q) and (r) shall not be applied.

6.2.3.9.3 The requirements of 6.2.2.7.3 (j) shall be replaced by the following:

- (j) The water capacity of the pressure receptacle in litres followed by the letter "L". In the case of pressure receptacles for liquefied gases the water capacity in litres shall be expressed to three significant figures rounded down to the last digit. If the value of the minimum or nominal water capacity is an integer, the figures after the decimal point may be neglected.

6.2.3.9.4 The marks specified in 6.2.2.7.3 (g) and (h) and 6.2.2.7.4 (m) are not required for pressure receptacles for UN No. 1965 hydrocarbon gas mixture, liquefied, n.o.s.

- 6.2.3.9.5** When marking the date required by 6.2.2.7.7 (c), the month need not be indicated for gases for which the interval between periodic inspections is 10 years or more (see packing instructions P 200 and P 203 of 4.1.4.1).
- 6.2.3.9.6** The marks in accordance with 6.2.2.7.7 may be engraved on a ring of an appropriate material affixed to the cylinder or pressure drum when the valve is installed and which is removable only by disconnecting the valve from the cylinder or pressure drum.
- 6.2.3.9.7 Marking of bundles of cylinders**
- 6.2.3.9.7.1** Individual cylinders in a bundle of cylinders shall be marked in accordance with 6.2.3.9.1 to 6.2.3.9.6.
- 6.2.3.9.7.2** Marking of bundles of cylinders shall be in accordance with 6.2.2.10.2 and 6.2.2.10.3, except that the United Nations packaging symbol specified in 6.2.2.7.2 (a) shall not be applied.
- 6.2.3.9.7.3** In addition to the preceding marks, each bundle of cylinders that meets the periodic inspection and test requirements of 6.2.4.2 shall be marked indicating:
- (a) The character(s) identifying the country authorizing the body performing the periodic inspection and test, as indicated by the distinguishing sign used on vehicles in international road traffic⁵. This mark is not required if this body is approved by the competent authority of the country approving manufacture;
 - (b) The registered mark of the body authorised by the competent authority for performing periodic inspection and test;
 - (c) The date of the periodic inspection and test, the year (two digits) followed by the month (two digits) separated by a slash (i.e. "/"). Four digits may be used to indicate the year.
- The above marks shall appear consecutively in the sequence given either on the plate specified in 6.2.2.10.2 or on a separate plate permanently attached to the frame of the bundle of cylinders.
- 6.2.3.10 Marking of non-refillable pressure receptacles**
- 6.2.3.10.1** Marking shall be in accordance with 6.2.2.8, except that the United Nations packaging symbol specified in 6.2.2.7.2 (a) shall not be applied.
- 6.2.3.11 Salvage pressure receptacles**
- 6.2.3.11.1** To permit the safe handling and disposal of the pressure receptacles carried within the salvage pressure receptacle, the design may include equipment not otherwise used for cylinders or pressure drums such as flat heads, quick opening devices and openings in the cylindrical part.
- 6.2.3.11.2** Instructions on the safe handling and use of the salvage pressure receptacle shall be clearly shown in the documentation for the application to the competent authority of the country of approval and shall form part of the approval certificate. In the approval certificate, the pressure receptacles authorized to be carried in a salvage pressure receptacle shall be indicated. A list of the materials of construction of all parts likely to be in contact with the dangerous goods shall also be included.
- 6.2.3.11.3** A copy of the approval certificate shall be delivered by the manufacturer to the owner of a salvage pressure receptacle.
- 6.2.3.11.4** The marking of salvage pressure receptacles according to 6.2.3 shall be determined by the competent authority of the country of approval taking into account suitable marking provisions of 6.2.3.9 as appropriate. The marking shall include the water capacity and test pressure of the salvage pressure receptacle.
- 6.2.4 Requirements for non-UN pressure receptacles designed, constructed and tested according to referenced standards**
- NOTE:** Persons or bodies identified in standards as having responsibilities in accordance with RID shall meet the requirements of RID.
- 6.2.4.1 Design, construction and initial inspection and test**
- Type approval certificates shall be issued in accordance with 1.8.7. The standards referenced in the table below shall be applied for the issue of type approvals as indicated in column (4) to meet the requirements of Chapter 6.2 referred to in column (3). The standards shall be applied in accordance with 1.1.5. Column (5) gives the latest date when existing type approvals shall be withdrawn according to 1.8.7.2.4; if no date is shown the type approval remains valid until it expires.

⁵ Distinguishing sign of the State of registration used on motor vehicles and trailers in international road traffic, e.g. in accordance with the Geneva Convention on Road Traffic of 1949 or the Vienna Convention on Road Traffic of 1968.

Since 1 January 2009 the use of the referenced standards has been mandatory. Exceptions are dealt with in 6.2.5.

If more than one standard is referenced for the application of the same requirements, only one of them shall be applied, but in full unless otherwise specified in the table below.

The scope of application of each standard is defined in the scope clause of the standard unless otherwise specified in the Table below.

Reference	Title of document	Applicable sub-sections and paragraphs	Applicable for new type approvals or for renewals	Latest date for withdrawal of existing type approvals
(1)	(2)	(3)	(4)	(5)
for design and construction				
Annex I, Parts 1 to 3 to 84/525/EEC	Council directive on the approximation of the laws of the Member States relating to seamless steel gas cylinders, published in the Official Journal of the European Communities No. L 300 of 19.11.1984.	6.2.3.1 and 6.2.3.4	Until further notice	
Annex I, Parts 1 to 3 to 84/526/EEC	Council directive on the approximation of the laws of the Member States relating to seamless, unalloyed aluminium and aluminium alloy gas cylinders, published in the Official Journal of the European Communities No. L 300 of 19.11.1984.	6.2.3.1 and 6.2.3.4	Until further notice	
Annex I, Parts 1 to 3 to 84/527/EEC	Council directive on the approximation of the laws of the Member States relating to welded unalloyed steel gas cylinders, published in the Official Journal of the European Communities No. L 300 of 19.11.1984.	6.2.3.1 and 6.2.3.4	Until further notice	
EN 1442:1998 + AC:1999	Transportable refillable welded steel cylinders for liquefied petroleum gas (LPG) – Design and construction	6.2.3.1 and 6.2.3.4	Between 1 July 2001 and 30 June 2007	31 December 2012
EN 1442:1998 + A2:2005	Transportable refillable welded steel cylinders for liquefied petroleum gas (LPG) – Design and construction	6.2.3.1 and 6.2.3.4	Between 1 January 2007 and 31 December 2010	
EN 1442:2006 + A1:2008	Transportable refillable welded steel cylinders for liquefied petroleum gas (LPG) – Design and construction	6.2.3.1 and 6.2.3.4	Between 1 January 2009 and 31 December 2020	
EN 1442:2017	LPG equipment and accessories – Transportable refillable welded steel cylinders for LPG – Design and construction	6.2.3.1 and 6.2.3.4	Until further notice	
EN 1800:1998 + AC:1999	Transportable gas cylinders - Acetylene cylinders – Basic requirements and definitions	6.2.1.1.9	Between 1 July 2001 and 31 December 2010	
EN 1800:2006	Transportable gas cylinders – Acetylene cylinders – Basic requirements, definitions and type testing	6.2.1.1.9	Between 1 January 2009 and 31 December 2016	
EN ISO 3807:2013	Gas cylinders – Acetylene cylinders – Basic requirements and type testing NOTE: Fusible plugs shall not be fitted.	6.2.1.1.9	Until further notice	

Reference	Title of document	Applicable sub-sections and paragraphs	Applicable for new type approvals or for renewals	Latest date for withdrawal of existing type approvals
(1)	(2)	(3)	(4)	(5)
EN 1964-1:1999	Transportable gas cylinders – Specifications for the design and construction of refillable transportable seamless steel gas cylinders of capacity from 0.5 litres up to 150 litres – Part 1: Cylinders made of seamless steel with a Rm value of less than 1 100 MPa	6.2.3.1 and 6.2.3.4	Until 31 December 2014	
EN 1975:1999 (except Annex G)	Transportable gas cylinders – Specifications for the design and construction of refillable transportable seamless aluminium and aluminium alloy gas cylinders of capacity from 0.5 litres up to 150 litres	6.2.3.1 and 6.2.3.4	Until 30 June 2005	
EN 1975:1999 + A1:2003	Transportable gas cylinders – Specifications for the design and construction of refillable transportable seamless aluminium and aluminium alloy gas cylinders of capacity from 0.5 litres up to 150 litres	6.2.3.1 and 6.2.3.4	Between 1 January 2009 and 31 December 2016	
EN ISO 7866:2012 + AC:2014	Gas cylinders – Refillable seamless aluminium alloy gas cylinders – Design, construction and testing (ISO 7866:2012)	6.2.3.1 and 6.2.3.4	Until further notice	
EN ISO 11120:1999	Gas cylinders – Refillable seamless steel tubes for compressed gas transport of water capacity between 150 litres and 3 000 litres – Design, construction and testing	6.2.3.1 and 6.2.3.4	Between 1 July 2001 and 30 June 2015	31 December 2015 for tubes marked with the letter "H" in accordance with 6.2.2.7.4 (p)
EN ISO 11120:1999 + A1:2013	Gas cylinders – Refillable seamless steel tubes for compressed gas transport of water capacity between 150 litres and 3 000 litres – Design, construction and testing	6.2.3.1 and 6.2.3.4	Between 1 January 2015 and 31 December 2020	
EN ISO 11120:2015	Gas cylinders – Refillable seamless steel tubes of water capacity between 150 litres and 3000 litres – Design, construction and testing	6.2.3.1 and 6.2.3.4	Until further notice	
EN 1964-3:2000	Transportable gas cylinders – Specifications for the design and construction of refillable transportable seamless steel gas cylinders of capacity from 0.5 litre up to 150 litres – Part 3: Cylinders made of seamless stainless steel with an Rm value of less than 1 100 MPa	6.2.3.1 and 6.2.3.4	Until further notice	
EN 12862:2000	Transportable gas cylinders – Specifications for the design and construction of refillable transportable welded aluminium alloy gas cylinders	6.2.3.1 and 6.2.3.4	Until further notice	

Reference	Title of document	Applicable sub-sections and paragraphs	Applicable for new type approvals or for renewals	Latest date for withdrawal of existing type approvals
(1)	(2)	(3)	(4)	(5)
EN 1251-2:2000	Cryogenic vessels – Transportable, vacuum insulated, of not more than 1 000 litres volume – Part 2: Design, fabrication, inspection and testing NOTE: Standards EN 1252-1:1998 and EN 1626 referenced in this standard are also applicable to closed cryogenic receptacles for the carriage of UN No. 1972 (METHANE, REFRIGERATED LIQUID or NATURAL GAS, REFRIGERATED LIQUID).	6.2.3.1 and 6.2.3.4	Until further notice	
EN 12257:2002	Transportable gas cylinders – Seamless, hoop wrapped composite cylinders	6.2.3.1 and 6.2.3.4	Until further notice	
EN 12807:2001 (except Annex A)	Transportable refillable brazed steel cylinders for liquefied petroleum gas (LPG) – Design and construction	6.2.3.1 and 6.2.3.4	Between 1 January 2005 and 31 December 2010	31 December 2012
EN 12807:2008	Transportable refillable brazed steel cylinders for liquefied petroleum gas (LPG) – Design and construction	6.2.3.1 and 6.2.3.4	Until further notice	
EN 1964-2:2001	Transportable gas cylinders – Specification for the design and construction of refillable transportable seamless steel gas cylinders of water capacities from 0.5 litre up to and including 150 litre – Part 2: Cylinders made of seamless steel with an Rm value of 1 100 MPa and above	6.2.3.1 and 6.2.3.4	Until 31 December 2014	
EN ISO 9809-1:2010	Gas cylinders – Refillable seamless steel gas cylinders – Design, construction and testing – Part 1: Quenched and tempered steel cylinders with tensile strength less than 1100 MPa (ISO 9809-1:2010)	6.2.3.1 and 6.2.3.4	Until further notice	
EN ISO 9809-2:2010	Gas cylinders – Refillable seamless steel gas cylinders – Design, construction and testing – Part 2: Quenched and tempered steel cylinders with tensile strength greater than or equal to 1100 MPa (ISO 9809-2:2010)	6.2.3.1 and 6.2.3.4	Until further notice	
EN ISO 9809-3:2010	Gas cylinders – Refillable seamless steel gas cylinders – Design, construction and testing – Part 3: Normalized steel cylinders (ISO 9809-3:2010)	6.2.3.1 and 6.2.3.4	Until further notice	
EN 13293:2002	Transportable gas cylinders – Specification for the design and construction of refillable transportable seamless normalised carbon manganese steel gas cylinders of water capacity up to 0.5 litre for compressed, liquefied and dissolved gases and up to 1 litre for carbon dioxide	6.2.3.1 and 6.2.3.4	Until further notice	

Reference	Title of document	Applicable sub-sections and paragraphs	Applicable for new type approvals or for renewals	Latest date for withdrawal of existing type approvals
(1)	(2)	(3)	(4)	(5)
EN 13322-1:2003	Transportable gas cylinders – Refillable welded steel gas cylinders – Design and construction – Part 1: Welded steel	6.2.3.1 and 6.2.3.4	Until 30 June 2007	
EN 13322-1:2003 + A1:2006	Transportable gas cylinders – Refillable welded steel gas cylinders – Design and construction – Part 1: Welded steel	6.2.3.1 and 6.2.3.4	Until further notice	
EN 13322-2:2003	Transportable gas cylinders – Refillable welded stainless steel gas cylinders – Design and construction – Part 2: Welded stainless steel	6.2.3.1 and 6.2.3.4	Until 30 June 2007	
EN 13322-2:2003 + A1:2006	Transportable gas cylinders – Refillable welded stainless steel gas cylinders – Design and construction – Part 2: Welded stainless steel	6.2.3.1 and 6.2.3.4	Until further notice	
EN 12245:2002	Transportable gas cylinders – Fully wrapped composite cylinders	6.2.3.1 and 6.2.3.4	Until 31 December 2014	31 December 2019, for cylinders and tubes without a liner, manufactured in two parts joined together
EN 12245:2009 + A1:2011	Transportable gas cylinders – Fully wrapped composite cylinders NOTE: This standard shall not be used for cylinders and tubes without a liner, manufactured from two parts joined together.	6.2.3.1 and 6.2.3.4	Until further notice	31 December 2019, for cylinders and tubes without a liner, manufactured in two parts joined together
EN 12205:2001	Transportable gas cylinders – Non refillable metallic gas cylinders	6.2.3.1 and 6.2.3.4	Between 1 January 2005 and 31 December 2017	31 December 2018
EN ISO 11118:2015	Gas cylinders – Non-refillable metallic gas cylinders – Specification and test methods	6.2.3.1, 6.2.3.3 and 6.2.3.4	Until further notice	
EN 13110:2002	Transportable refillable welded aluminium cylinders for liquefied petroleum gas (LPG) – Design and construction	6.2.3.1 and 6.2.3.4	Until 31 December 2014	
EN 13110:2012	LPG equipment and accessories – Transportable refillable welded aluminium cylinders for liquefied petroleum gas (LPG) – Design and construction	6.2.3.1 and 6.2.3.4	Until further notice	
EN 14427:2004	Transportable refillable fully wrapped composite cylinders for liquefied petroleum gases – Design and construction NOTE: This standard applies only to cylinders equipped with pressure relief valves.	6.2.3.1 and 6.2.3.4	Between 1 January 2005 and 30 June 2007	

Reference	Title of document	Applicable sub-sections and paragraphs	Applicable for new type approvals or for renewals	Latest date for withdrawal of existing type approvals
(1)	(2)	(3)	(4)	(5)
EN 14427:2004 + A1:2005	Transportable refillable fully wrapped composite cylinders for liquefied petroleum gases – Design and construction NOTE 1: This standard applies only to cylinders equipped with pressure relief valves. 2: In 5.2.9.2.1 and 5.2.9.3.1, both cylinders shall be subject to a burst test when they show damage equal to or worse than the rejection criteria.	6.2.3.1 and 6.2.3.4	Between 1 January 2007 and 31 December 2016	
EN 14427:2014	LPG Equipment and accessories – Transportable refillable fully wrapped composite cylinders for LPG – Design and construction	6.2.3.1 and 6.2.3.4	Until further notice	
EN 14208:2004	Transportable gas cylinders – Specification for welded pressure drums up to 1000 litres capacity for the transport of gases – Design and construction	6.2.3.1 and 6.2.3.4	Until further notice	
EN 14140:2003	Transportable refillable welded steel cylinders for Liquefied Petroleum Gas (LPG) – Alternative design and construction	6.2.3.1 and 6.2.3.4	Between 1 January 2005 and 31 December 2010	
EN 14140:2003 + A1:2006	LPG equipment and accessories – Transportable refillable welded steel cylinders for LPG – Alternative design and construction	6.2.3.1 and 6.2.3.4	Between 1 January 2009 and 31 December 2018	
EN 14140:2014 +AC:2015	LPG Equipment and accessories – Transportable refillable welded steel cylinders for LPG – Alternative design and construction	6.2.3.1 and 6.2.3.4	Until further notice	
EN 13769:2003	Transportable gas cylinders – Cylinder bundles – Design, manufacture, identification and testing	6.2.3.1 and 6.2.3.4	Until 30 June 2007	
EN 13769:2003 + A1:2005	Transportable gas cylinders – Cylinder bundles – Design, manufacture, identification and testing	6.2.3.1 and 6.2.3.4	Until 31 December 2014	
EN ISO 10961:2012	Gas cylinders – Cylinder bundles – Design, manufacture, testing and inspection	6.2.3.1 and 6.2.3.4	Until further notice	
EN 14638-1:2006	Transportable gas cylinders – Refillable welded receptacles of a capacity not exceeding 150 litres – Part 1 Welded austenitic stainless steel cylinders made to a design justified by experimental methods	6.2.3.1 and 6.2.3.4	Until further notice	
EN 14638-3:2010 + AC:2012	Transportable gas cylinders – Refillable welded receptacles of a capacity not exceeding 150 litres – Part 3: Welded carbon steel cylinders made to a design justified by experimental methods	6.2.3.1 and 6.2.3.4	Until further notice	

Reference	Title of document	Applicable sub-sections and paragraphs	Applicable for new type approvals or for renewals	Latest date for withdrawal of existing type approvals
(1)	(2)	(3)	(4)	(5)
EN 14893:2006 + AC:2007	LPG equipment and accessories – Transportable LPG welded steel pressure drums with a capacity between 150 and 1 000 litres	6.2.3.1 and 6.2.3.4	Between 1 January 2009 and 31 December 2016	
EN 14893:2014	LPG equipment and accessories – Transportable LPG welded steel pressure drums with a capacity between 150 and 1 000 litres	6.2.3.1 and 6.2.3.4	Until further notice	
for closures				
EN 849:1996 (except Annex A)	Transportable gas cylinders – Cylinder valves – Specification and type testing	6.2.3.1 and 6.2.3.3	Until 30 June 2003	31 December 2014
EN 849:1996 + A2:2001	Transportable gas cylinders – Cylinder valves – Specification and type testing	6.2.3.1 and 6.2.3.3	Until 30 June 2007	31 December 2016
EN ISO 10297:2006	Transportable gas cylinders – Cylinder valves – Specification and type testing	6.2.3.1 and 6.2.3.3	Between 1 January 2009 and 31 December 2018	
EN ISO 10297:2014	Gas cylinders – Cylinder valves – Specification and type testing	6.2.3.1 and 6.2.3.3	Until further notice	Between 1 January 2015 and 31 December 2020
EN ISO 10297:2014 + A1:2017	Gas cylinders – Cylinder valves – Specification and type testing	6.2.3.1 and 6.2.3.3	Until further notice	
EN ISO 14245:2010	Gas cylinders – Specifications and testing of LPG cylinder valves – Self-closing (ISO 14245:2006)	6.2.3.1 and 6.2.3.3	Until further notice	
EN 13152:2001	Specifications and testing of LPG – Cylinder valves – Self closing	6.2.3.1 and 6.2.3.3	Between 1 January 2005 and 31 December 2010	
EN 13152:2001 + A1:2003	Specifications and testing of LPG – Cylinder valves – Self closing	6.2.3.1 and 6.2.3.3	Between 1 January 2009 and 31 December 2014	
EN ISO 15995:2010	Gas cylinders – Specifications and testing of LPG cylinder valves – Manually operated (ISO 15995:2006)	6.2.3.1 and 6.2.3.3	Until further notice	
EN 13153:2001	Specifications and testing of LPG – Cylinder valves – Manually operated	6.2.3.1 and 6.2.3.3	Between 1 January 2005 and 31 December 2010	
EN 13153:2001 + A1:2003	Specifications and testing of LPG – Cylinder valves – Manually operated	6.2.3.1 and 6.2.3.3	Between 1 January 2009 and 31 December 2014	
EN ISO 13340:2001	Transportable gas cylinders – Cylinder valves for non-refillable cylinders – Specification and prototype testing	6.2.3.1 and 6.2.3.3	Between 1 January 2011 and 31 December 2017	31 December 2018

Reference	Title of document	Applicable sub-sections and paragraphs	Applicable for new type approvals or for renewals	Latest date for withdrawal of existing type approvals
(1)	(2)	(3)	(4)	(5)
EN 13648-1:2008	Cryogenic vessels – Safety devices for protection against excessive pressure – Part 1: Safety valves for cryogenic service	6.2.3.1 and 6.2.3.4	Until further notice	
EN 1626:2008 (except valve category B)	Cryogenic vessels – Valves for cryogenic service NOTE: This standard is also applicable to valves for the carriage of UN No 1972 (METHANE, REFRIGERATED LIQUID or NATURAL GAS, REFRIGERATED LIQUID).	6.2.3.1 and 6.2.3.4	Until further notice	
EN 13175:2014	LPG Equipment and accessories – Specification and testing for Liquefied Petroleum Gas (LPG) pressure vessel valves and fittings	6.2.3.1 and 6.2.3.3	Until further notice	
EN ISO 17871:2015	Gas cylinders – Quick-release cylinder valves – Specification and type testing (ISO 17871:2015)	6.2.3.1, 6.2.3.3 and 6.2.3.4	Until further notice	
EN 13953:2015	LPG equipment and accessories – Pressure relief valves for transportable refillable cylinders for Liquefied Petroleum Gas (LPG) NOTE: The final sentence of the scope shall not apply.	6.2.3.1, 6.2.3.3 and 6.2.3.4	Until further notice	
EN ISO 14246:2014	Gas cylinders – Cylinder valves – Manufacturing tests and examinations (ISO 14246:2014)	6.2.3.1 and 6.2.3.4	Between 1 January 2015 and 31 December 2020	
EN ISO 14246:2014 + A1:2017	Gas cylinders – Cylinder valves – Manufacturing tests and examinations	6.2.3.1 and 6.2.3.4	Until further notice	
EN ISO 17879:2017	Gas cylinders – Self-closing cylinder valves – Specification and type testing	6.2.3.1 and 6.2.3.4	Until further notice	

6.2.4.2 Periodic inspection and test

The standards referenced in the table below shall be applied for the periodic inspection and test of pressure receptacles as indicated in column (3) to meet the requirements of 6.2.3.5. The standards shall be applied in accordance with 1.1.5.

The use of a referenced standard is mandatory.

When a pressure receptacle is constructed in accordance with the provisions of 6.2.5 the procedure for periodic inspection if specified in the type approval shall be followed.

If more than one standard is referenced for the application of the same requirements, only one of them shall be applied, but in full unless otherwise specified in the table below.

The scope of application of each standard is defined in the scope clause of the standard unless otherwise specified in the Table below.

Reference	Title of document	Applicable
(1)	(2)	(3)
for periodic inspection and test		
EN 1251-3:2000	Cryogenic vessels – Transportable, vacuum insulated, of not more than 1 000 litres volume – Part 3: Operational requirements	Until further notice
EN 1968:2002 + A1:2005 (except Annex B)	Transportable gas cylinders – Periodic inspection and testing of seamless steel gas cylinders	Until further notice
EN 1802:2002 (except Annex B)	Transportable gas cylinders – Periodic inspection and testing of seamless aluminium alloy gas cylinders	Until further notice
EN ISO 10462:2013	Gas cylinders – Acetylene cylinders – Periodic inspection and maintenance (ISO 10462:2013)	Until further notice
EN 1803:2002 (except Annex B)	Transportable gas cylinders – Periodic inspection and testing of welded steel gas cylinders	Until further notice
EN ISO 11623:2015	Gas cylinders – Composite construction – Periodic inspection and testing	Mandatorily from 1 January 2019
EN ISO 22434:2011	Transportable gas cylinders – Inspection and maintenance of cylinder valves (ISO 22434:2006)	Until further notice
EN 14876:2007	Transportable gas cylinders – Periodic inspection and testing of welded steel pressure drums	Until further notice
EN 14912:2015	LPG equipment and accessories – Inspection and maintenance of LPG cylinder valves at time of periodic inspection of cylinders	Mandatorily from 1 January 2019
EN 1440:2016 (except Annex C)	LPG equipment and accessories – Transportable refillable traditional welded and brazed steel Liquefied Petroleum Gas (LPG) cylinders – Periodic inspection	Mandatorily from 1 January 2019
EN 16728:2016 (except clause 3.5, Annex F and Annex G)	LPG equipment and accessories – Transportable refillable LPG cylinders other than traditional welded and brazed steel cylinders – Periodic inspection	Mandatorily from 1 January 2019
EN 15888:2014	Transportable gas cylinders – Cylinder bundles – Periodic inspection and testing	Until further notice

6.2.5 Requirements for non-UN pressure receptacles not designed, constructed and tested according to referenced standards

To reflect scientific and technical progress or where no standard is referenced in 6.2.2 or 6.2.4, or to deal with specific aspects not addressed in a standard referenced in 6.2.2 or 6.2.4, the competent authority may recognize the use of a technical code providing the same level of safety.

In the type approval the issuing body shall specify the procedure for periodic inspections if the standards referenced in 6.2.2 or 6.2.4 are not applicable or shall not be applied.

The competent authority shall transmit to the secretariat of OTIF a list of the technical codes that it recognises. The list should include the following details: name and date of the code, purpose of the code and details of where it may be obtained. The secretariat shall make this information publicly available on its website.

A standard which has been adopted for reference in a future edition of the RID may be approved by the competent authority for use without notifying the secretariat of OTIF.

The requirements of 6.2.1, 6.2.3 and the following requirements however shall be met.

NOTE: For this section, the references to technical standards in 6.2.1 shall be considered as references to technical codes.

6.2.5.1 Materials

The following provisions contain examples of materials that may be used to comply with the requirements for materials in 6.2.1.2:

- (a) Carbon steel for compressed, liquefied, refrigerated liquefied gases and dissolved gases as well as for substances not in Class 2 listed in Table 3 of packing instruction P 200 of 4.1.4.1;
- (b) Alloy steel (special steels), nickel, nickel alloy (such as monel) for compressed, liquefied, refrigerated liquefied gases and dissolved gases as well as for substances not in Class 2 listed in Table 3 of packing instruction P 200 of 4.1.4.1;
- (c) Copper for:
 - (i) gases of classification codes 1A, 1O, 1F and 1TF, whose filling pressure referred to a temperature of 15 °C does not exceed 2 MPa (20 bar);

- (ii) gases of classification code 2A and also UN No. 1033 dimethyl ether; UN No. 1037 ethyl chloride; UN No. 1063 methyl chloride; UN No. 1079 sulphur dioxide; UN No. 1085 vinyl bromide; UN No. 1086 vinyl chloride; and UN No. 3300 ethylene oxide and carbon dioxide mixture with more than 87% ethylene oxide;
- (iii) gases of classification codes 3A, 3O and 3F;
- (d) Aluminium alloy: see special requirement "a" of packing instruction P 200 (10) of 4.1.4.1;
- (e) Composite material for compressed, liquefied, refrigerated liquefied gases and dissolved gases;
- (f) Synthetic materials for refrigerated liquefied gases; and
- (g) Glass for the refrigerated liquefied gases of classification code 3A other than UN No. 2187 carbon dioxide, refrigerated, liquid or mixtures thereof, and gases of classification code 3O.

6.2.5.2 Service equipment

(Reserved)

6.2.5.3 Metal cylinders, tubes, pressure drums and bundles of cylinders

At the test pressure, the stress in the metal at the most severely stressed point of the pressure receptacle shall not exceed 77% of the guaranteed minimum yield stress (R_e).

"Yield stress" means the stress at which a permanent elongation of 2 per thousand (i.e. 0.2%) or, for austenitic steels, 1% of the gauge length on the test-piece, has been produced.

NOTE: In the case of sheet-metal the axis of the tensile test-piece shall be at right angles to the direction of rolling. The permanent elongation at fracture, shall be measured on a test-piece of circular cross-section in which the gauge length "l" is equal to five times the diameter "d" ($l = 5d$); if test pieces of rectangular cross-section are used, the gauge length "l" shall be calculated by the formula:

$$l = 5.65 \sqrt{F_0}$$

where F_0 indicates the initial cross-sectional area of the test-piece.

Pressure receptacles and their closures shall be made of suitable materials which shall be resistant to brittle fracture and to stress corrosion cracking between $-20\text{ }^{\circ}\text{C}$ and $+50\text{ }^{\circ}\text{C}$.

Welds shall be skilfully made and shall afford the fullest safety.

6.2.5.4 Additional provisions relating to aluminium-alloy pressure receptacles for compressed gases, liquefied gases, dissolved gases and non pressurized gases subject to special requirements (gas samples) as well as articles containing gas under pressure other than aerosol dispensers and small receptacles containing gas (gas cartridges)

6.2.5.4.1 The materials of aluminium-alloy pressure receptacles which are to be accepted shall satisfy the following requirements:

	A	B	C	D
Tensile strength, R_m , in MPa (= N/mm ²)	49 to 186	196 to 372	196 to 372	343 to 490
Yield stress, R_e , in MPa (= N/mm ²) (permanent set $\lambda = 0.2\%$)	10 to 167	59 to 314	137 to 334	206 to 412
Permanent elongation at fracture ($l = 5d$) in per cent	12 to 40	12 to 30	12 to 30	11 to 16
Bend test (diameter of former $d = n \times e$, where e is the thickness of the test piece)	$n = 5$ ($R_m \leq 98$) $n = 6$ ($R_m > 98$)	$n = 6$ ($R_m \leq 325$) $n = 7$ ($R_m > 325$)	$n = 6$ ($R_m \leq 325$) $n = 7$ ($R_m > 325$)	$n = 7$ ($R_m \leq 392$) $n = 8$ ($R_m > 392$)
Aluminium Association Series Number ^(a)	1000	5000	6000	2000

^(a) See "Aluminium Standards and Data", Fifth edition, January 1976, published by the Aluminium Association, 750 Third Avenue, New York.

The actual properties will depend on the composition of the alloy concerned and on the final treatment of the pressure receptacle, but whatever alloy is used the thickness of the pressure receptacle shall be calculated by one of the following formulae:

$$e = \frac{P_{\text{MPa}} \times D}{\frac{2 \times R_e}{1.30} + P_{\text{MPa}}} \quad \text{or} \quad e = \frac{P_{\text{bar}} \times D}{\frac{20 \times R_e}{1.30} + P_{\text{bar}}}$$

where

e = minimum thickness of pressure receptacle wall, in mm;

P_{MPa} = test pressure, in MPa

P_{bar} = test pressure, in bar

D = nominal external diameter of the pressure receptacle, in mm

and

R_e = guaranteed minimum proof stress with 0.2% proof stress, in MPa ($=N/mm^2$)

In addition, the value of the minimum guaranteed proof stress (R_e) introduced into the formula is in no case to be greater than 0.85 times the guaranteed minimum tensile strength (R_m), whatever the type of alloy used.

NOTE 1: The above characteristics are based on previous experience with the following materials used for pressure receptacles:

Column A: Aluminium, unalloyed, 99.5% pure;

Column B: Alloys of aluminium and magnesium;

Column C: Alloys of aluminium, silicon and magnesium, such as ISO/R209-Al-Si-Mg (Aluminium Association 6351);

Column D: Alloys of aluminium, copper and magnesium.

2: The permanent elongation at fracture is measured by means of test-pieces of circular cross-section in which the gauge length "l" is equal to five times the diameter "d" ($l = 5d$); if test-pieces of rectangular section are used the gauge length shall be calculated by the formula:

$$l = 5.65 \sqrt{F_0}$$

where F_0 is the initial cross-section area of the test-piece.

- 3:** (a) The bend test (see diagram) shall be carried out on specimens obtained by cutting into two equal parts of width $3e$, but in no case less than 25 mm, an annular section of a cylinder. The specimens shall not be machined elsewhere than on the edges;
- (b) The bend test shall be carried out between a mandrel of diameter (d) and two circular supports separated by a distance of $(d + 3e)$. During the test the inner faces shall be separated by a distance not greater than the diameter of the mandrel;
- (c) The specimen shall not exhibit cracks when it has been bent inwards around the mandrel until the inner faces are separated by a distance not greater than the diameter of the mandrel;
- (d) The ratio (n) between the diameter of the mandrel and the thickness of the specimen shall conform to the values given in the Table.

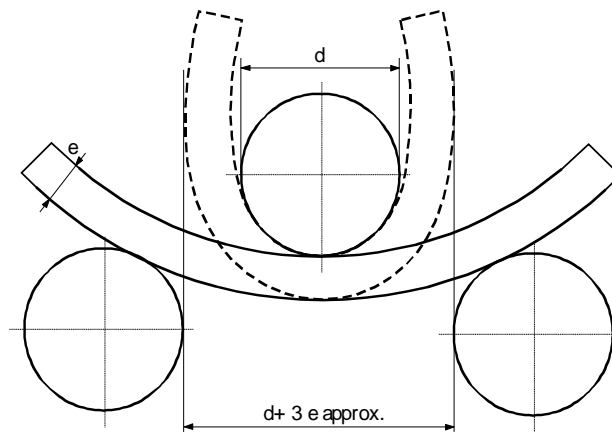


Diagram of bend test

6.2.5.4.2 A lower minimum elongation value is acceptable on condition that an additional test approved by the competent authority of the country in which the pressure receptacles are made proves that safety of carriage is ensured to the same extent as in the case of pressure receptacles constructed to comply with the characteristics given in the Table in 6.2.5.4.1 (see also EN 1975: 1999 + A1:2003).

6.2.5.4.3 The wall thickness of the pressure receptacles at the thinnest point shall be the following:

- where the diameter of the pressure receptacle is less than 50 mm: not less than 1.5 mm;
- where the diameter of the pressure receptacle is from 50 to 150 mm: not less than 2 mm; and
- where the diameter of the pressure receptacle is more than 150 mm: not less than 3 mm.

6.2.5.4.4 The ends of the pressure receptacles shall have a semicircular, elliptical or "basket-handle" section; they shall afford the same degree of safety as the body of the pressure receptacle.

6.2.5.5 Pressure receptacles in composite materials

For cylinders, tubes, pressure drums and bundles of cylinders which make use of composite materials, the construction shall be such that a minimum burst ratio (burst pressure divided by test pressure) is:

- 1.67 for hoop wrapped pressure receptacles;
- 2.00 for fully wrapped pressure receptacles.

6.2.5.6 Closed cryogenic receptacles

The following requirements apply to the construction of closed cryogenic receptacles for refrigerated liquefied gases:

6.2.5.6.1 If non-metallic materials are used, they shall resist brittle fracture at the lowest working temperature of the pressure receptacle and its fittings.

6.2.5.6.2 The pressure relief devices shall be so constructed as to work perfectly even at their lowest working temperature. Their reliability of functioning at that temperature shall be established and checked by testing each device or a sample of devices of the same type of construction.

6.2.5.6.3 The vents and pressure relief devices of pressure receptacles shall be so designed as to prevent the liquid from splashing out.

6.2.6 General requirements for aerosol dispensers, small receptacles containing gas (gas cartridges) and fuel cell cartridges containing liquefied flammable gas

6.2.6.1 Design and construction

6.2.6.1.1 Aerosol dispensers (UN No.1950 aerosols) containing only a gas or a mixture of gases, and small receptacles containing gas (gas cartridges) (UN No. 2037), shall be made of metal. This requirement shall not apply to aerosols and small receptacles containing gas (gas cartridges) with a maximum capacity of 100 ml for UN No. 1011 butane. Other aerosol dispensers (UN No.1950 aerosols) shall be made of metal, synthetic material or glass. Receptacles made of metal and having an outside diameter of not less than 40 mm shall have a concave bottom.

6.2.6.1.2 The capacity of receptacles made of metal shall not exceed 1 000 ml; that of receptacles made of synthetic material or of glass shall not exceed 500 ml.

6.2.6.1.3 Each model of receptacles (aerosol dispensers or cartridges) shall, before being put into service, satisfy a hydraulic pressure test carried out in conformity with 6.2.6.2.

6.2.6.1.4 The release valves and dispersal devices of aerosol dispensers (UN No.1950 aerosols) and the valves of UN No. 2037 small receptacles containing gas (gas cartridges) shall ensure that the receptacles are so closed as to be leakproof and shall be protected against accidental opening. Valves and dispersal devices which close only by the action of the internal pressure are not to be accepted.

6.2.6.1.5 The internal pressure of aerosol dispensers at 50 °C shall exceed neither two-thirds of the test pressure nor 1.32 MPa (13.2 bar). They shall be so filled that at 50 °C the liquid phase does not exceed 95% of their capacity. Small receptacles containing gas (gas cartridges) shall meet the test pressure and filling requirements of packing instruction P 200 of 4.1.4.1. In addition, the product of test pressure and water capacity shall not exceed 30 bar-litres for liquefied gases or 54 bar-litres for compressed gases and the test pressure shall not exceed 250 bar for liquefied gases or 450 bar for compressed gases.

6.2.6.2 Hydraulic pressure test

6.2.6.2.1 The internal pressure to be applied (test pressure) shall be 1.5 times the internal pressure at 50 °C, with a minimum pressure of 1 MPa (10 bar).

6.2.6.2.2 The hydraulic pressure tests shall be carried out on at least five empty receptacles of each model:

- (a) until the prescribed test pressure is reached, by which time no leakage or visible permanent deformation shall have occurred; and
- (b) until leakage or bursting occurs; the dished end, if any, shall yield first and the receptacle shall not leak or burst until a pressure 1.2 times the test pressure has been reached or passed.

6.2.6.3 Tightness (leakproofness) test

Each filled aerosol dispenser or gas cartridge or fuel cell cartridge shall be subjected to a test in a hot water bath in accordance with 6.2.6.3.1 or an approved water bath alternative in accordance with 6.2.6.3.2.

6.2.6.3.1 Hot water bath test

6.2.6.3.1.1 The temperature of the water bath and the duration of the test shall be such that the internal pressure reaches that which would be reached at 55 °C (50 °C if the liquid phase does not exceed 95% of the capacity of the aerosol dispenser, gas cartridge or the fuel cell cartridge at 50 °C). If the contents are sensitive to heat or if the aerosol dispensers, gas cartridges or the fuel cell cartridges are made of plastics material which softens at this test temperature, the temperature of the bath shall be set at between 20 °C and 30 °C but, in addition, one aerosol dispenser, gas cartridge or the fuel cell cartridge in 2 000 shall be tested at the higher temperature.

6.2.6.3.1.2 No leakage or permanent deformation of an aerosol dispenser, gas cartridge or the fuel cell cartridge may occur, except that a plastic aerosol dispenser, gas cartridge or the fuel cell cartridge may be deformed through softening provided that it does not leak.

6.2.6.3.2 Alternative methods

With the approval of the competent authority alternative methods that provide an equivalent level of safety may be used provided that the requirements of 6.2.6.3.2.1 and, as appropriate, 6.2.6.3.2.2 or 6.2.6.3.2.3 are met.

6.2.6.3.2.1 Quality system

Aerosol dispenser, gas cartridge or the fuel cell cartridge fillers and component manufacturers shall have a quality system. The quality system shall implement procedures to ensure that all aerosol dispensers, gas cartridges or the fuel cell cartridges that leak or that are deformed are rejected and not offered for transport.

The quality system shall include:

- (a) A description of the organizational structure and responsibilities;
- (b) The relevant inspection and test, quality control, quality assurance, and process operation instructions that will be used;
- (c) Quality records, such as inspection reports, test data, calibration data and certificates;
- (d) Management reviews to ensure the effective operation of the quality system;
- (e) A process for control of documents and their revision;
- (f) A means for control of non-conforming aerosol dispensers, gas cartridges or the fuel cell cartridges;
- (g) Training programmes and qualification procedures for relevant personnel; and
- (h) Procedures to ensure that there is no damage to the final product.

An initial audit and periodic audits shall be conducted to the satisfaction of the competent authority. These audits shall ensure the approved system is and remains adequate and efficient. Any proposed changes to the approved system shall be notified to the competent authority in advance.

6.2.6.3.2.2 Aerosol dispensers

6.2.6.3.2.2.1 Pressure and leak testing of aerosol dispensers before filling

Each empty aerosol dispenser shall be subjected to a pressure equal to or in excess of the maximum expected in the filled aerosol dispensers at 55 °C (50 °C if the liquid phase does not exceed 95% of the capacity of the receptacle at 50 °C). This shall be at least two-thirds of the design pressure of the aerosol dispenser. If any aerosol dispenser shows evidence of leakage at a rate equal to or greater than 3.3×10^{-2} mbar·l·s⁻¹ at the test pressure, distortion or other defect, it shall be rejected.

6.2.6.3.2.2.2 Testing of the aerosol dispensers after filling

Prior to filling the filler shall ensure that the crimping equipment is set appropriately and the specified propellant is used.

Each filled aerosol dispenser shall be weighed and leak tested. The leak detection equipment shall be sufficiently sensitive to detect at least a leak rate of 2.0×10^{-3} mbar·l·s⁻¹ at 20 °C.

Any filled aerosol dispenser that shows evidence of leakage, deformation or excessive mass shall be rejected.

6.2.6.3.2.3 Gas cartridges and fuel cell cartridges

6.2.6.3.2.3.1 Pressure testing of gas cartridges and fuel cell cartridges

Each gas cartridge or fuel cell cartridge shall be subjected to a test pressure equal to or in excess of the maximum expected in the filled receptacle at 55 °C (50 °C if the liquid phase does not exceed 95% of the capacity of the receptacle at 50 °C). This test pressure shall be that specified for the gas cartridge or fuel cell cartridge and shall not be less than two thirds the design pressure of the gas cartridge or fuel cell cartridge. If any gas cartridge or fuel cell cartridge shows evidence of leakage at a rate equal to or greater than 3.3×10^{-2} mbar·l·s⁻¹ at the test pressure or distortion or any other defect, it shall be rejected.

6.2.6.3.2.3.2 Leak testing gas cartridges and fuel cell cartridges

Prior to filling and sealing, the filler shall ensure that the closures (if any), and the associated sealing equipment are closed appropriately and the specified gas is used.

Each filled gas cartridge or fuel cell cartridge shall be checked for the correct mass of gas and shall be leak tested. The leak detection equipment shall be sufficiently sensitive to detect at least a leak rate of 2.0×10^{-3} mbar·l·s⁻¹ at 20 °C.

Any gas cartridge or fuel cell cartridge that has gas masses not in conformity with the declared mass limits or shows evidence of leakage or deformation, shall be rejected.

6.2.6.3.3 With the approval of the competent authority, aerosols and receptacles, small, are not subject to 6.2.6.3.1 and 6.2.6.3.2, if they are required to be sterile but may be adversely affected by water bath testing, provided:

- (a) They contain a non-flammable gas and either
 - (i) contain other substances that are constituent parts of pharmaceutical products for medical, veterinary or similar purposes;
 - (ii) contain other substances used in the production process for pharmaceutical products; or
 - (iii) are used in medical, veterinary or similar applications;
- (b) An equivalent level of safety is achieved by the manufacturer's use of alternative methods for leak detection and pressure resistance, such as helium detection and water bathing a statistical sample of at least 1 in 2000 from each production batch; and
- (c) For pharmaceutical products according to (a) (i) and (iii) above, they are manufactured under the authority of a national health administration. If required by the competent authority, the principles of Good Manufacturing Practice (GMP) established by the World Health Organization (WHO)⁶ shall be followed.

6.2.6.4 Reference to standards

The requirements of this section are deemed to be met if the following standards are complied with:

- for aerosol dispensers (UN No. 1950 aerosols): Annex to Council Directive 75/324/EEC⁷ as amended and applicable at the date of manufacture;
- for UN No. 2037, small receptacles containing gas (gas cartridges) containing UN No. 1965, hydrocarbon gas mixture n.o.s, liquefied: EN 417:2012 Non-refillable metallic gas cartridges for liquefied petroleum gases, with or without a valve, for use with portable appliances – Construction, inspection, testing and marking;
- for UN No. 2037 small receptacles containing gas (gas cartridges) containing non-toxic, non-flammable compressed or liquefied gases: EN 16509:2014 Transportable gas cylinders – Non-refillable, small transportable, steel cylinders of capacities up to and including 120 ml containing compressed or liquefied gases (compact cylinders) – Design, construction, filling and testing. In addition to the marks required by this standard the gas cartridge shall be marked "UN 2037/EN 16509".

⁶ WHO Publication: "Quality assurance of pharmaceuticals. A compendium of guidelines and related materials. Volume 2: Good manufacturing practices and inspection".

⁷ Council Directive 75/324/EEC of 20 May 1975 on the approximation of the laws of the Member States relating to aerosol dispensers, published in the Official Journal of the European Communities No. L 147 of 9 June 1975.

Chapter 6.3 Requirements for the construction and testing of packagings for class 6.2 infectious substances of category A

NOTE: The requirements of this Chapter don't apply to packagings used for the carriage of Class 6.2 substances according to packing instruction P621 of 4.1.4.1.

6.3.1 General

6.3.1.1 The requirements of this Chapter apply to packagings intended for the carriage of infectious substances of Category A.

6.3.2 Requirements for packagings

6.3.2.1 The requirements for packagings in this section are based on packagings, as specified in 6.1.4, currently used. In order to take into account progress in science and technology, there is no objection to the use of packagings having specifications different from those in this Chapter, provided that they are equally effective, acceptable to the competent authority and able successfully to withstand the tests described in 6.3.5. Methods of testing other than those described in RID are acceptable, provided they are equivalent, and are recognized by the competent authority.

6.3.2.2 Packagings shall be manufactured and tested under a quality assurance programme which satisfies the competent authority in order to ensure that each packaging meets the requirements of this Chapter.

NOTE: ISO 16106:2006 "Packaging – Transport packages for dangerous goods – Dangerous goods packagings, intermediate bulk containers (IBCs) and large packagings – Guidelines for the application of ISO 9001" provides acceptable guidance on procedures which may be followed.

6.3.2.3 Manufacturers and subsequent distributors of packagings shall provide information regarding procedures to be followed and a description of the types and dimensions of closures (including required gaskets) and any other components needed to ensure that packages as presented for carriage are capable of passing the applicable performance tests of this Chapter.

6.3.3 Code for designating types of packagings

6.3.3.1 The codes for designating types of packagings are set out in 6.1.2.7.

6.3.3.2 The letters "U" or "W" may follow the packaging code. The letter "U" signifies a special packaging conforming to the requirements of 6.3.5.1.6. The letter "W" signifies that the packaging, although, of the same type indicated by the code is manufactured to a specification different from that in 6.1.4 and is considered equivalent under the requirements of 6.3.2.1.

6.3.4 Marking


NOTE 1: The marks indicate that the packaging which bears them corresponds to a successfully tested design type and that it complies with the requirements of this Chapter which are related to the manufacture, but not to the use, of the packaging.

2: The marks are intended to be of assistance to packaging manufacturers, reconditioners, packaging users, carriers and regulatory authorities.

3: The marks do not always provide full details of the test levels, etc., and these may need to be taken further into account, e.g. by reference to a test certificate, to test reports or to a register of successfully tested packagings.

6.3.4.1 Each packaging intended for use according to RID shall bear marks which are durable, legible and placed in a location and of such a size relative to the packaging as to be readily visible. For packages with a gross mass of more than 30 kg, the marks or a duplicate thereof shall appear on the top or on a side of the packaging. Letters, numerals and symbols shall be at least 12 mm high, except for packagings of 30 litres or 30 kg capacity or less, when they shall be at least 6 mm in height and for packagings of 5 litres or 5 kg or less when they shall be of an appropriate size.

6.3.4.2 A packaging that meets the requirements of this section and of 6.3.5 shall be marked with:


- (a) the United Nations packaging symbol . This symbol shall not be used for any purpose other than certifying that a packaging, a flexible bulk container, a portable tank or an MEGC complies with the relevant requirements in Chapter 6.1, 6.2, 6.3, 6.5, 6.6, 6.7 or 6.11;
- (b) the code designating the type of packaging according to the requirements of 6.1.2;
- (c) the text "CLASS 6.2";
- (d) the last two digits of the year of manufacture of the packaging;

- (e) the state authorizing the allocation of the mark, indicated by the distinguishing sign used on vehicles in international road traffic¹;
- (f) the name of the manufacturer or other identification of the packaging specified by the competent authority;
- (g) for packagings meeting the requirements of 6.3.5.1.6, the letter "U", inserted immediately following the mark required in (b) above.

6.3.4.3 Marks shall be applied in the sequence shown in 6.3.4.2 (a) to (g); each mark required in these sub-paragraphs shall be clearly separated, e.g. by a slash or space, so as to be easily identifiable. For examples, see 6.3.4.4.

Any additional marks authorized by a competent authority shall still enable the marks required in 6.3.4.1 to be correctly identified.

6.3.4.4 Example of marking:

	4G/CLASS 6.2/06/ as in 6.3.4.2 (a), (b), (c) and (d) S/SP-9989-ERIKSSON as in 6.3.4.2 (e) and (f)
---	--

6.3.5 Test requirements for packagings

6.3.5.1 Performance and frequency of tests

6.3.5.1.1 The design type of each packaging shall be tested as provided in this section in accordance with procedures established by the competent authority allowing the allocation of the mark and shall be approved by this competent authority.

6.3.5.1.2 Each packaging design type shall successfully pass the tests prescribed in this Chapter before being used. A packaging design type is defined by the design, size, material and thickness, manner of construction and packing, but may include various surface treatments. It also includes packagings which differ from the design type only in their lesser design height.

6.3.5.1.3 Tests shall be repeated on production samples at intervals established by the competent authority.

6.3.5.1.4 Tests shall also be repeated after each modification which alters the design, material or manner of construction of a packaging.

6.3.5.1.5 The competent authority may permit the selective testing of packagings that differ only in minor respects from a tested type, e.g. smaller sizes or lower net mass of primary receptacles; and packagings such as drums and boxes which are produced with small reductions in external dimension(s).

6.3.5.1.6 Primary receptacles of any type may be assembled within an secondary packaging and carried without testing in the rigid outer packaging under the following conditions:

- (a) The rigid outer packaging shall have been successfully tested in accordance with 6.3.5.2.2 with fragile (e.g. glass) primary receptacles;
- (b) The total combined gross mass of primary receptacles shall not exceed one half the gross mass of primary receptacles used for the drop test in (a) above;
- (c) The thickness of cushioning between primary receptacles and between primary receptacles and the outside of the secondary packaging shall not be reduced below the corresponding thicknesses in the originally tested packaging; and if a single primary receptacle was used in the original test, the thickness of cushioning between primary receptacles shall not be less than the thickness of cushioning between the outside of the secondary packaging and the primary receptacle in the original test. When either fewer or smaller primary receptacles are used (as compared to the primary receptacles used in the drop test), sufficient additional cushioning material shall be used to take up the void spaces;
- (d) The rigid outer packaging shall have successfully passed the stacking test in 6.1.5.6 while empty. The total mass of identical packages shall be based on the combined mass of packagings used in the drop test in (a) above;
- (e) For primary receptacles containing liquids, an adequate quantity of absorbent material to absorb the entire liquid content of the primary receptacles shall be present;
- (f) If the rigid outer packaging is intended to contain primary receptacles for liquids and is not leakproof, or is intended to contain primary receptacles for solids and is not siftproof, a means of containing any liquid or solid contents in the event of leakage shall be provided in the form of a leakproof liner, plastics bag or other equally effective means of containment;

¹ Distinguishing sign of the State of registration used on motor vehicles and trailers in international road traffic, e.g. in accordance with the Geneva Convention on Road Traffic of 1949 or the Vienna Convention on Road Traffic of 1968.

(g) In addition to the marks prescribed in 6.3.4.2 (a) to (f), packagings shall be marked in accordance with 6.3.4.2 (g).

6.3.5.1.7 The competent authority may at any time require proof, by tests in accordance with this section, that serially-produced packagings meet the requirements of the design type tests.

6.3.5.1.8 Provided the validity of the test results is not affected and with the approval of the competent authority, several tests may be made on one sample.

6.3.5.2 Preparation of packagings for testing

6.3.5.2.1 Samples of each packaging shall be prepared as for carriage, except that a liquid or solid infectious substance shall be replaced by water or, where conditioning at -18°C is specified, by water/antifreeze. Each primary receptacle shall be filled to not less than 98 % of its capacity.

NOTE: The term water includes water/antifreeze solution with a minimum specific gravity of 0.95 for testing at -18°C .

6.3.5.2.2 Tests and number of samples required

Tests required for packaging types

Type of packaging ^(a)			Tests required					
Rigid outer packaging	Primary receptacle		Water spray 6.3.5.3.6.1	Cold conditioning 6.3.5.3.6.2	Drop 6.3.5.3	Additional drop 6.3.5.3.6.3	Puncture 6.3.5.4	Stack 6.1.5.6
	Plastics	Other	No. of samples	No. of samples	No. of samples	No. of samples	No. of samples	No. of samples
Fibreboard box	X		5	5	10	Required on one sample when the packaging is intended to contain dry ice.	2	Required on three samples when testing a "U"-marked packaging as defined in 6.3.5.1.6 for specific provisions.
		X	5	0	5		2	
Fibreboard drum	X		3	3	6		2	
		X	3	0	3		2	
Plastics box	X		0	5	5		2	
		X	0	5	5		2	
Plastics drum/ jerrican	X		0	3	3		2	
		X	0	3	3		2	
Boxes of other material	X		0	5	5		2	
		X	0	0	5		2	
Drums/jerricans of other material	X		0	3	3		2	
		X	0	0	3		2	

(a) "Type of packaging" categorizes packagings for test purposes according to the kind of packaging and its material characteristics.

NOTE 1: In instances where a primary receptacle is made of two or more materials, the material most liable to damage determines the appropriate test.

2: The material of the secondary packagings are not taken into consideration when selecting the test or conditioning for the test.

Explanation for use of the Table:

If the packaging to be tested consists of a fibreboard outer box with a plastics primary receptacle, five samples must undergo the water spray test (see 6.3.5.3.6.1) prior to dropping and another five must be conditioned to -18°C (see 6.3.5.3.6.2) prior to dropping. If the packaging is to contain dry ice then one further single sample shall be dropped five times after conditioning in accordance with 6.3.5.3.6.3.

Packagings prepared as for carriage shall be subjected to the tests in 6.3.5.3 and 6.3.5.4. For outer packagings, the headings in the Table relate to fibreboard or similar materials whose performance may be rapidly affected by moisture; plastics which may embrittle at low temperature; and other materials such as metal whose performance is not affected by moisture or temperature.

6.3.5.3 Drop test

6.3.5.3.1 Samples shall be subjected to free-fall drops from a height of 9 m onto a non-resilient, horizontal, flat, massive and rigid surface in conformity with 6.1.5.3.4.

6.3.5.3.2 Where the samples are in the shape of a box, five shall be dropped one in each of the following orientations:

- (a) flat on the base;
- (b) flat on the top;
- (c) flat on the longest side;
- (d) flat on the shortest side;
- (e) on a corner.

6.3.5.3.3 Where the samples are in the shape of a drum, three shall be dropped one in each of the following orientations:

- (a) diagonally on the top chime, with the centre of gravity directly above the point of impact;
- (b) diagonally on the base chime;
- (c) flat on the side.

6.3.5.3.4 While the sample shall be released in the required orientation, it is accepted that for aerodynamic reasons the impact may not take place in that orientation.

6.3.5.3.5 Following the appropriate drop sequence, there shall be no leakage from the primary receptacle(s) which shall remain protected by cushioning/absorbent material in the secondary packaging.

6.3.5.3.6 Special preparation of test sample for the drop test

6.3.5.3.6.1 Fibreboard – Water spray test

Fibreboard outer packagings: The sample shall be subjected to a water spray that simulates exposure to rainfall of approximately 5 cm per hour for at least one hour. It shall then be subjected to the test described in 6.3.5.3.1.

6.3.5.3.6.2 Plastics material – Cold conditioning

Plastics primary receptacles or outer packagings: The temperature of the test sample and its contents shall be reduced to –18 °C or lower for a period of at least 24 hours and within 15 minutes of removal from that atmosphere the test sample shall be subjected to the test described in 6.3.5.3.1. Where the sample contains dry ice, the conditioning period shall be reduced to 4 hours.

6.3.5.3.6.3 Packagings intended to contain dry ice – Additional drop test

Where the packaging is intended to contain dry ice, a test additional to that specified in 6.3.5.3.1 and, when appropriate, in 6.3.5.3.6.1 or 6.3.5.3.6.2 shall be carried out. One sample shall be stored so that all the dry ice dissipates and then that sample shall be dropped in one of the orientations described in 6.3.5.3.2 which shall be that most likely to result in failure of the packaging.

6.3.5.4 Puncture test

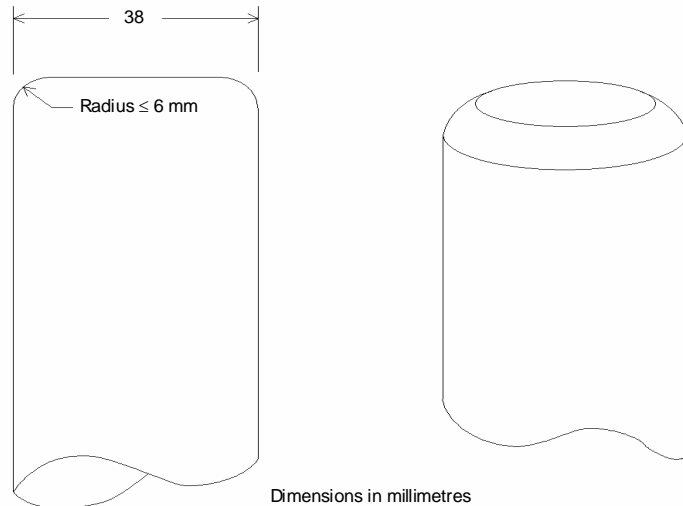
6.3.5.4.1 Packagings with a gross mass of 7 kg or less

Samples shall be placed on a level hard surface. A cylindrical steel rod with a mass of at least 7 kg, a diameter of 38 mm and whose impact end edges have a radius not exceeding 6 mm (see Figure 6.3.5.4.2), shall be dropped in a vertical free fall from a height of 1 m, measured from the impact end to the impact surface of the sample. One sample shall be placed on its base. A second sample shall be placed in an orientation perpendicular to that used for the first. In each instance the steel rod shall be aimed to impact the primary receptacle. Following each impact, penetration of the secondary packaging is acceptable, provided that there is no leakage from the primary receptacle(s).

6.3.5.4.2 Packagings with a gross mass exceeding 7 kg

Samples shall be dropped on to the end of a cylindrical steel rod. The rod shall be set vertically in a level hard surface. It shall have a diameter of 38 mm and the edges of the upper end a radius not exceeding 6 mm (see Figure 6.3.5.4.2). The rod shall protrude from the surface a distance at least equal to that between the centre of the primary receptacle(s) and the outer surface of the outer packaging with a minimum of 200 mm. One sample shall be dropped with its top face lowermost in a vertical free fall from a height of 1 m, measured from the top of the steel rod. A second sample shall be dropped from the same height in an orientation perpendicular to that used for the first. In each instance, the packaging shall be so orientated that the steel rod would be capable of penetrating the primary receptacle(s). Following each impact, penetration of the secondary packaging is acceptable, provided that there is no leakage from the primary receptacle(s).

Figure 6.3.5.4.2



6.3.5.5 Test report

- 6.3.5.5.1** A written test report containing at least the following particulars shall be drawn up and shall be available to the users of the packaging:
1. Name and address of the test facility;
 2. Name and address of applicant (where appropriate);
 3. A unique test report identification;
 4. Date of the test and of the report;
 5. Manufacturer of the packaging;
 6. Description of the packaging design type (e.g. dimensions, materials, closures, thickness, etc.), including method of manufacture (e.g. blow moulding) and which may include drawing(s) and/or photograph(s);
 7. Maximum capacity;
 8. Test contents;
 9. Test descriptions and results;
 10. The test report shall be signed with the name and status of the signatory.
- 6.3.5.5.2** The test report shall contain statements that the packaging prepared as for carriage was tested in accordance with the appropriate requirements of this Chapter and that the use of other packaging methods or components may render it invalid. A copy of the test report shall be available to the competent authority.

Chapter 6.4 Requirements for the construction, testing and approval of packages for radioactive material and for the approval of such material

6.4.1 (Reserved)

6.4.2 General requirements

6.4.2.1 The package shall be so designed in relation to its mass, volume and shape that it can be easily and safely carried. In addition, the package shall be so designed that it can be properly secured in or on the wagon during carriage.

6.4.2.2 The design shall be such that any lifting attachments on the package will not fail when used in the intended manner and that, if failure of the attachments should occur, the ability of the package to meet other requirements of RID would not be impaired. The design shall take account of appropriate safety factors to cover snatch lifting.

6.4.2.3 Attachments and any other features on the outer surface of the package which could be used to lift it shall be designed either to support its mass in accordance with the requirements of 6.4.2.2 or shall be removable or otherwise rendered incapable of being used during carriage.

6.4.2.4 As far as practicable, the packaging shall be so designed and finished that the external surfaces are free from protruding features and can be easily decontaminated.

6.4.2.5 As far as practicable, the outer layer of the package shall be so designed as to prevent the collection and the retention of water.

6.4.2.6 Any features added to the package at the time of carriage which are not part of the package shall not reduce its safety.

6.4.2.7 The package shall be capable of withstanding the effects of any acceleration, vibration or vibration resonance which may arise under routine conditions of carriage without any deterioration in the effectiveness of the closing devices on the various receptacles or in the integrity of the package as a whole. In particular, nuts, bolts and other securing devices shall be so designed as to prevent them from becoming loose or being released unintentionally, even after repeated use.

6.4.2.8 The materials of the packaging and any components or structures shall be physically and chemically compatible with each other and with the radioactive contents. Account shall be taken of their behaviour under irradiation.

6.4.2.9 All valves through which the radioactive contents could escape shall be protected against unauthorized operation.

6.4.2.10 The design of the package shall take into account ambient temperatures and pressures that are likely to be encountered in routine conditions of carriage.

6.4.2.11 A package shall be so designed that it provides sufficient shielding to ensure that, under routine conditions of carriage and with the maximum radioactive contents that the package is designed to contain, the radiation level at any point on the external surface of the package would not exceed the values specified in 2.2.7.2.4.1.2, 4.1.9.1.11 and 4.1.9.1.12, as applicable, with account taken of 7.5.11 CW 33 (3.3) (b) and (3.5).

6.4.2.12 For radioactive material having other dangerous properties the package design shall take into account those properties; see 2.1.3.5.3 and 4.1.9.1.5.

6.4.2.13 Manufacturers and subsequent distributors of packagings shall provide information regarding procedures to be followed and a description of the types and dimensions of closures (including required gaskets) and any other components needed to ensure that packages as presented for carriage are capable of passing the applicable performance tests of this Chapter.

6.4.3 (Reserved)

6.4.4 Requirements for excepted packages

An excepted package shall be designed to meet the requirements specified in 6.4.2.

6.4.5 Requirements for industrial packages

6.4.5.1 Type IP-1, Type IP-2 and Type IP-3 package shall meet the requirements specified in 6.4.2 and 6.4.7.2.

6.4.5.2 A Type IP-2 package shall, if it were subjected to the tests specified in 6.4.15.4 and 6.4.15.5, prevent:

- (a) loss or dispersal of the radioactive contents; and
- (b) more than a 20% increase in the maximum radiation level at any external surface of the package.

6.4.5.3 A Type IP-3 package shall meet all the requirements specified in 6.4.7.2 to 6.4.7.15.

6.4.5.4 Alternative requirements for Type IP-2 and Type IP-3 packages

6.4.5.4.1 Packages may be used as Type IP-2 package provided that:

- (a) They satisfy the requirements of 6.4.5.1;
- (b) They are designed to satisfy the requirements prescribed for packing group I or II in Chapter 6.1; and
- (c) When subjected to the tests required for packing groups I or II in Chapter 6.1, they would prevent:
 - (i) loss or dispersal of the radioactive contents; and
 - (ii) more than a 20% increase in the maximum radiation level at any external surface of the package.

6.4.5.4.2 Portable tanks may also be used as Type IP-2 or Type IP-3 package, provided that:

- (a) They satisfy the requirements of 6.4.5.1;
- (b) They are designed to satisfy the requirements prescribed in Chapter 6.7 and are capable of withstanding a test pressure of 265 kPa; and
- (c) They are designed so that any additional shielding which is provided shall be capable of withstanding the static and dynamic stresses resulting from handling and routine conditions of carriage and of preventing an increase of more than 20% in the maximum radiation level at any external surface of the portable tanks.

6.4.5.4.3 Tanks, other than portable tanks, may also be used as Type IP-2 or Type IP-3 package for carrying LSA-I and LSA-II liquids and gases as prescribed in Table 4.1.9.2.5, provided that:

- (a) They satisfy the requirements of 6.4.5.1;
- (b) They are designed to satisfy the requirements prescribed in Chapter 6.8; and
- (c) They are designed so that any additional shielding which is provided shall be capable of withstanding the static and dynamic stresses resulting from handling and routine conditions of carriage and of preventing more than a 20% increase in the maximum radiation level at any external surface of the tanks.

6.4.5.4.4 Containers with the characteristics of a permanent enclosure may also be used as Type IP-2 or Type IP-3 package, provided that:

- (a) The radioactive contents are restricted to solid materials;
- (b) They satisfy the requirements of 6.4.5.1; and
- (c) They are designed to conform to ISO 1496-1:1990: "Series 1 Containers – Specifications and Testing – Part 1: General Cargo Containers" and subsequent amendments 1:1993, 2:1998, 3:2005, 4:2006 and 5:2006, excluding dimensions and ratings. They shall be designed such that if subjected to the tests prescribed in that document and the accelerations occurring during routine conditions of carriage they would prevent:
 - (i) loss or dispersal of the radioactive contents; and
 - (ii) more than a 20% increase in the maximum radiation level at any external surface of the containers.

6.4.5.4.5 Metal intermediate bulk containers may also be used as Type IP-2 or Type IP-3 package, provided that:

- (a) They satisfy the requirements of 6.4.5.1; and
- (b) They are designed to satisfy the requirements prescribed in Chapter 6.5 for packing group I or II, and if they were subjected to the tests prescribed in that Chapter, but with the drop test conducted in the most damaging orientation, they would prevent:
 - (i) loss or dispersal of the radioactive contents; and
 - (ii) more than a 20% increase in the maximum radiation level at any external surface of the intermediate bulk container.

6.4.6 Requirements for packages containing uranium hexafluoride

6.4.6.1 Packages designed to contain uranium hexafluoride shall meet the requirements which pertain to the radioactive and fissile properties of the material prescribed elsewhere in RID. Except as allowed in 6.4.6.4, uranium hexafluoride in quantities of 0.1 kg or more shall also be packaged and carried in accordance with the provisions of ISO 7195:2005 "Nuclear Energy – Packaging of uranium hexafluoride (UF₆) for transport", and the requirements of 6.4.6.2 and 6.4.6.3.

- 6.4.6.2** Each package designed to contain 0.1 kg or more of uranium hexafluoride shall be designed so that it would meet the following requirements:
- (a) Withstand without leakage and without unacceptable stress, as specified in ISO 7195:2005, the structural test as specified in 6.4.21.5 except as allowed in 6.4.6.4;
 - (b) Withstand without loss or dispersal of the uranium hexafluoride the free drop test specified in 6.4.15.4; and
 - (c) Withstand without rupture of the containment system the thermal test specified in 6.4.17.3 except as allowed in 6.4.6.4.
- 6.4.6.3** Packages designed to contain 0.1 kg or more of uranium hexafluoride shall not be provided with pressure relief devices.
- 6.4.6.4** Subject to multilateral approval, packages designed to contain 0.1 kg or more of uranium hexafluoride may be carried if the packages are designed:
- (a) to international or national standards other than ISO 7195:2005 provided an equivalent level of safety is maintained; and/or
 - (b) to withstand without leakage and without unacceptable stress a test pressure of less than 2.76 MPa as specified in 6.4.21.5; and/or
 - (c) to contain 9 000 kg or more of uranium hexafluoride and the packages do not meet the requirement of 6.4.6.2 (c).
- In all other respects the requirements specified in 6.4.6.1 to 6.4.6.3 shall be satisfied.
- 6.4.7 Requirements for Type A packages**
- 6.4.7.1** Type A packages shall be designed to meet the general requirements of 6.4.2 and of 6.4.7.2 to 6.4.7.17.
- 6.4.7.2** The smallest overall external dimension of the package shall not be less than 10 cm.
- 6.4.7.3** The outside of the package shall incorporate a feature such as a seal, which is not readily breakable and which, while intact, will be evidence that it has not been opened.
- 6.4.7.4** Any tie-down attachments on the package shall be so designed that, under normal and accident conditions of carriage, the forces in those attachments shall not impair the ability of the package to meet the requirements of RID.
- 6.4.7.5** The design of the package shall take into account temperatures ranging from $-40\text{ }^{\circ}\text{C}$ to $+70\text{ }^{\circ}\text{C}$ for the components of the packaging. Attention shall be given to freezing temperatures for liquids and to the potential degradation of packaging materials within the given temperature range.
- 6.4.7.6** The design and manufacturing techniques shall be in accordance with national or international standards, or other requirements, acceptable to the competent authority.
- 6.4.7.7** The design shall include a containment system securely closed by a positive fastening device which cannot be opened unintentionally or by a pressure which may arise within the package.
- 6.4.7.8** Special form radioactive material may be considered as a component of the containment system.
- 6.4.7.9** If the containment system forms a separate unit of the package, it shall be capable of being securely closed by a positive fastening device which is independent of any other part of the packaging.
- 6.4.7.10** The design of any component of the containment system shall take into account, where applicable, the radiolytic decomposition of liquids and other vulnerable materials and the generation of gas by chemical reaction and radiolysis.
- 6.4.7.11** The containment system shall retain its radioactive contents under a reduction of ambient pressure to 60 kPa.
- 6.4.7.12** All valves, other than pressure relief valves, shall be provided with an enclosure to retain any leakage from the valve.
- 6.4.7.13** A radiation shield which encloses a component of the package specified as a part of the containment system shall be so designed as to prevent the unintentional release of that component from the shield. Where the radiation shield and such component within it form a separate unit, the radiation shield shall be capable of being securely closed by a positive fastening device which is independent of any other packaging structure.
- 6.4.7.14** A package shall be so designed that if it were subjected to the tests specified in 6.4.15, it would prevent:
- (a) loss or dispersal of the radioactive contents; and
 - (b) more than a 20% increase in the maximum radiation level at any external surface of the package.

- 6.4.7.15** The design of a package intended for liquid radioactive material shall make provision for ullage to accommodate variations in the temperature of the contents, dynamic effects and filling dynamics.

Type A packages to contain liquids

- 6.4.7.16** A Type A package designed to contain liquid radioactive material shall, in addition:
- (a) Be adequate to meet the conditions specified in 6.4.7.14 (a) above if the package is subjected to the tests specified in 6.4.16; and
 - (b) Either
 - (i) be provided with sufficient absorbent material to absorb twice the volume of the liquid contents. Such absorbent material shall be suitably positioned so as to contact the liquid in the event of leakage; or
 - (ii) be provided with a containment system composed of primary inner and secondary outer containment components designed to enclose the liquid contents completely and ensure their retention, within the secondary outer containment components, even if the primary inner components leak.

Type A packages to contain gas

- 6.4.7.17** A package designed for gases shall prevent loss or dispersal of the radioactive contents if the package were subjected to the tests specified in 6.4.16. A Type A package designed for tritium gas or for noble gases shall be excepted from this requirement.

6.4.8 Requirements for Type B(U) packages

- 6.4.8.1** Type B(U) packages shall be designed to meet the requirements specified in 6.4.2, and of 6.4.7.2 to 6.4.7.15, except as specified in 6.4.7.14 (a), and, in addition, the requirements specified in 6.4.8.2 to 6.4.8.15.
- 6.4.8.2** A package shall be so designed that, under the ambient conditions specified in 6.4.8.5 and 6.4.8.6 heat generated within the package by the radioactive contents shall not, under normal conditions of carriage, as demonstrated by the tests in 6.4.15, adversely affect the package in such a way that it would fail to meet the applicable requirements for containment and shielding if left unattended for a period of one week. Particular attention shall be paid to the effects of heat, which may cause one or more of the following:
- (a) Alter the arrangement, the geometrical form or the physical state of the radioactive contents or, if the radioactive material is enclosed in a can or receptacle (for example, clad fuel elements), cause the can, receptacle or radioactive material to deform or melt;
 - (b) Lessen the efficiency of the packaging through differential thermal expansion or cracking or melting of the radiation shielding material;
 - (c) In combination with moisture, accelerate corrosion.
- 6.4.8.3** A package shall be so designed that, under the ambient condition specified in 6.4.8.5 and in the absence of insolation, the temperature of the accessible surfaces of a package shall not exceed 50 °C, unless the package is carried under exclusive use.
- 6.4.8.4** The maximum temperature of any surface readily accessible during carriage of a package under exclusive use shall not exceed 85 °C in the absence of insolation under the ambient conditions specified in 6.4.8.5. Account may be taken of barriers or screens intended to give protection to persons without the need for the barriers or screens being subject to any test.
- 6.4.8.5** The ambient temperature shall be assumed to be 38 °C.
- 6.4.8.6** The solar insolation conditions shall be assumed to be as specified in Table 6.4.8.6.

Table 6.4.8.6: Insolation data

Case	Form and location of surface	Insulation for 12 hours per day (W/m ²)
1	Flat surfaces carried horizontally-downward facing	0
2	Flat surfaces carried horizontally-upward facing	800
3	Surfaces carried vertically	200 ^(a)
4	Other downward facing (not horizontal) surfaces	200 ^(a)
5	All other surfaces	400 ^(a)

- ^(a) Alternatively, a sine function may be used, with an absorption coefficient adopted and the effects of possible reflection from neighbouring objects neglected.

- 6.4.8.7** A package which includes thermal protection for the purpose of satisfying the requirements of the thermal test specified in 6.4.17.3 shall be so designed that such protection will remain effective if the package is subjected to the tests specified in 6.4.15 and 6.4.17.2 (a) and (b) or 6.4.17.2 (b) and (c), as appropriate. Any such protection on the exterior of the package shall not be rendered ineffective by ripping, cutting, skidding, abrasion or rough handling.
- 6.4.8.8** A package shall be so designed that, if it were subjected to:
- (a) The tests specified in 6.4.15, it would restrict the loss of radioactive contents to not more than 10^{-6} A₂ per hour; and
 - (b) The tests specified in 6.4.17.1, 6.4.17.2 (b), 6.4.17.3, and 6.4.17.4 and either the test in
 - (i) 6.4.17.2 (c), when the package has a mass not greater than 500 kg, an overall density not greater than 1 000 kg/m³ based on the external dimensions, and radioactive contents greater than 1 000 A₂ not as special form radioactive material, or
 - (ii) 6.4.17.2 (a), for all other packages,
 it would meet the following requirements:
 - retain sufficient shielding to ensure that the radiation level at 1 m from the surface of the package would not exceed 10 mSv/h with the maximum radioactive contents which the package is designed to contain; and
 - restrict the accumulated loss of radioactive contents in a period of one week to not more than 10 A₂ for krypton-85 and not more than A₂ for all other radionuclides.

Where mixtures of different radionuclides are present, the provisions of 2.2.7.2.2.4 to 2.2.7.2.2.6 shall apply except that for krypton-85 an effective A₂(i) value equal to 10 A₂ may be used. For case (a) above, the assessment shall take into account the external contamination limits of 4.1.9.1.2.

- 6.4.8.9** A package for radioactive contents with activity greater than 10^5 A₂ shall be so designed that if it were subjected to the enhanced water immersion test specified in 6.4.18, there would be no rupture of the containment system.
- 6.4.8.10** Compliance with the permitted activity release limits shall depend neither upon filters nor upon a mechanical cooling system.
- 6.4.8.11** A package shall not include a pressure relief system from the containment system which would allow the release of radioactive material to the environment under the conditions of the tests specified in 6.4.15 and 6.4.17.
- 6.4.8.12** A package shall be so designed that if it were at the maximum normal operating pressure and it were subjected to the tests specified in 6.4.15 and 6.4.17, the level of strains in the containment system would not attain values which would adversely affect the package in such a way that it would fail to meet the applicable requirements.
- 6.4.8.13** A package shall not have a maximum normal operating pressure in excess of a gauge pressure of 700 kPa.
- 6.4.8.14** A package containing low dispersible radioactive material shall be so designed that any features added to the low dispersible radioactive material that are not part of it, or any internal components of the packaging shall not adversely affect the performance of the low dispersible radioactive material.
- 6.4.8.15** A package shall be designed for an ambient temperature range from –40 °C to +38 °C.

6.4.9 Requirements for Type B(M) packages

- 6.4.9.1** Type B(M) packages shall meet the requirements for Type B(U) packages specified in 6.4.8.1, except that for packages to be carried solely within a specified country or solely between specified countries, conditions other than those given in 6.4.7.5, 6.4.8.4 to 6.4.8.6, and 6.4.8.9 to 6.4.8.15 above may be assumed with the approval of the competent authorities of these countries. Notwithstanding, the requirements for Type B(U) packages specified in 6.4.8.4 and 6.4.8.9 to 6.4.8.15 shall be met as far as practicable.
- 6.4.9.2** Intermittent venting of Type B(M) packages may be permitted during carriage, provided that the operational controls for venting are acceptable to the relevant competent authorities.

6.4.10 Requirements for Type C packages

- 6.4.10.1** Type C packages shall be designed to meet the requirements specified in 6.4.2 and of 6.4.7.2 to 6.4.7.15, except as specified in 6.4.7.14 (a), and of the requirements specified in 6.4.8.2 to 6.4.8.6, 6.4.8.10 to 6.4.8.15, and, in addition, of 6.4.10.2 to 6.4.10.4.

6.4.10.2 A package shall be capable of meeting the assessment criteria prescribed for tests in 6.4.8.8 (b) and 6.4.8.12 after burial in an environment defined by a thermal conductivity of $0.33 \text{ W} \cdot \text{m}^{-1} \cdot \text{K}^{-1}$ and a temperature of 38°C in the steady state. Initial conditions for the assessment shall assume that any thermal insulation of the package remains intact, the package is at the maximum normal operating pressure and the ambient temperature is 38°C .

6.4.10.3 A package shall be so designed that, if it were at the maximum normal operating pressure and subjected to:

- (a) The tests specified in 6.4.15, it would restrict the loss of radioactive contents to not more than 10^{-6} A_2 per hour; and
- (b) The test sequences in 6.4.20.1,
 - (i) it would retain sufficient shielding to ensure that the radiation level at 1 m from the surface of the package would not exceed 10 mSv/h with the maximum radioactive contents which the package is designed to contain; and
 - (ii) it would restrict the accumulated loss of radioactive contents in a period of 1 week to not more than 10 A_2 for krypton-85 and not more than A_2 for all other radionuclides.

Where mixtures of different radionuclides are present, the provisions of 2.2.7.2.2.4 to 2.2.7.2.2.6 shall apply except that for krypton-85 an effective $\text{A}_2(\text{i})$ value equal to 10 A_2 may be used. For case (a) above, the assessment shall take into account the external contamination limits of 4.1.9.1.2.

6.4.10.4 A package shall be so designed that there will be no rupture of the containment system following performance of the enhanced water immersion test specified in 6.4.18.

6.4.11 Requirements for packages containing fissile material

6.4.11.1 Fissile material shall be carried so as to:

- (a) Maintain sub-criticality during routine, normal and accident conditions of carriage; in particular, the following contingencies shall be considered:
 - (i) water leaking into or out of packages;
 - (ii) the loss of efficiency of built-in neutron absorbers or moderators;
 - (iii) rearrangement of the contents either within the package or as a result of loss from the package;
 - (iv) reduction of spaces within or between packages;
 - (v) packages becoming immersed in water or buried in snow; and
 - (vi) temperature changes; and
- (b) Meet the requirements:
 - (i) of 6.4.7.2 except for unpackaged material when specifically allowed by 2.2.7.2.3.5 (e);
 - (ii) prescribed elsewhere in RID which pertain to the radioactive properties of the material;
 - (iii) of 6.4.7.3 unless the material is excepted by 2.2.7.2.3.5;
 - (iv) of 6.4.11.4 to 6.4.11.14, unless the material is excepted by 2.2.7.2.3.5, 6.4.11.2 or 6.4.11.3.

6.4.11.2 Packages containing fissile material that meet the provisions of subparagraph (d) and one of the provisions of (a) to (c) below are excepted from the requirements of 6.4.11.4 to 6.4.11.14.

- (a) Packages containing fissile material in any form provided that:
 - (i) The smallest external dimension of the package is not less than 10 cm;
 - (ii) The criticality safety index of the package is calculated using the following formula:

$$\text{CSI} = 50 \times 5 \times \left(\frac{\text{Mass of U - 235 in package (g)}}{Z} + \frac{\text{Mass of other fissile nuclides * in package (g)}}{280} \right)$$

* Plutonium may be of any isotopic composition provided that the amount of Pu-241 is less than that of Pu-240 in the package

where the values of Z are taken from Table 6.4.11.2;

- (iii) The CSI of any package does not exceed 10;
- (b) Packages containing fissile material in any form provided that:
 - (i) The smallest external dimension of the package is not less than 30 cm;
 - (ii) The package, after being subjected to the tests specified in 6.4.15.1 to 6.4.15.6:
 - Retains its fissile material contents;
 - Preserves the minimum overall outside dimensions of the package to at least 30 cm;
 - Prevents the entry of a 10 cm cube;

(iii) The criticality safety index of the package is calculated using the following formula:

$$CSI = 50 \times 2 \times \left(\frac{\text{Mass of U - 235 in package (g)}}{Z} + \frac{\text{Mass of other fissile nuclides * in package (g)}}{280} \right)$$

* Plutonium may be of any isotopic composition provided that the amount of Pu-241 is less than that of Pu-240 in the package

where the values of Z are taken from Table 6.4.11.2;

(iv) The criticality safety index of any package does not exceed 10;

(c) Packages containing fissile material in any form provided that:

- (i) The smallest external dimension of the package is not less than 10 cm;
- (ii) The package, after being subjected to the tests specified in 6.4.15.1 to 6.4.15.6:
 - Retains its fissile material contents;
 - Preserves the minimum overall outside dimensions of the package to at least 10 cm;
 - Prevents the entry of a 10 cm cube;

(iii) The CSI of the package is calculated using the following formula:

$$CSI = 50 \times 2 \times \left(\frac{\text{Mass of U - 235 in package (g)}}{450} + \frac{\text{Mass of other fissile nuclides * in package (g)}}{280} \right)$$

* Plutonium may be of any isotopic composition provided that the amount of Pu-241 is less than that of Pu-240 in the package;

(iv) The maximum mass of fissile nuclides in any package does not exceed 15 g;

(d) The total mass of beryllium, hydrogenous material enriched in deuterium, graphite and other allotropic forms of carbon in an individual package shall not be greater than the mass of fissile nuclides in the package except where their total concentration does not exceed 1 g in any 1 000 g of material. Beryllium incorporated in copper alloys up to 4% in weight of the alloy does not need to be considered.

Table 6.4.11.2 – Values of Z for calculation of criticality safety index in accordance with 6.4.11.2

Enrichment ^a	Z
Uranium enriched up to 1.5%	2200
Uranium enriched up to 5%	850
Uranium enriched up to 10%	660
Uranium enriched up to 20%	580
Uranium enriched up to 100%	450

^a If a package contains uranium with varying enrichments of U-235, then the value corresponding to the highest enrichment shall be used for Z.

6.4.11.3 Packages containing not more than 1 000 g of plutonium are excepted from the application of 6.4.11.4 to 6.4.11.14 provided that:

- (a) Not more than 20% of the plutonium by mass is fissile nuclides;
- (b) The criticality safety index of the package is calculated using the following formula:

$$CSI = 50 \times 2 \times \left(\frac{\text{mass of plutonium (g)}}{1000} \right);$$

(c) If uranium is present with the plutonium, the mass of uranium shall be no more than 1% of the mass of the plutonium.

6.4.11.4 Where the chemical or physical form, isotopic composition, mass or concentration, moderation ratio or density, or geometric configuration is not known, the assessments of 6.4.11.8 to 6.4.11.13 shall be performed assuming that each parameter that is not known has the value which gives the maximum neutron multiplication consistent with the known conditions and parameters in these assessments.

- 6.4.11.5** For irradiated nuclear fuel the assessments of 6.4.11.8 to 6.4.11.13 shall be based on an isotopic composition demonstrated to provide either:
- (a) The maximum neutron multiplication during the irradiation history; or
 - (b) A conservative estimate of the neutron multiplication for the package assessments. After irradiation but prior to shipment, a measurement shall be performed to confirm the conservatism of the isotopic composition.
- 6.4.11.6** The package, after being subjected to the tests specified in 6.4.15, shall:
- (a) Preserve the minimum overall outside dimensions of the package to at least 10 cm; and
 - (b) Prevent the entry of a 10 cm cube.
- 6.4.11.7** The package shall be designed for an ambient temperature range of $-40\text{ }^{\circ}\text{C}$ to $+38\text{ }^{\circ}\text{C}$ unless the competent authority specifies otherwise in the certificate of approval for the package design.
- 6.4.11.8** For a package in isolation, it shall be assumed that water can leak into or out of all void spaces of the package, including those within the containment system. However, if the design incorporates special features to prevent such leakage of water into or out of certain void spaces, even as a result of error, absence of leakage may be assumed in respect of those void spaces. Special features shall include either of the following:
- (a) Multiple high standard water barriers, not less than two of which would remain watertight if the package were subject to the tests prescribed in 6.4.11.13 (b), a high degree of quality control in the manufacture, maintenance and repair of packagings and tests to demonstrate the closure of each package before each shipment; or
 - (b) For packages containing uranium hexafluoride only, with maximum enrichment of 5 mass percent uranium-235:
 - (i) packages where, following the tests prescribed in 6.4.11.13 (b), there is no physical contact between the valve and any other component of the packaging other than at its original point of attachment and where, in addition, following the test prescribed in 6.4.17.3 the valves remain leaktight; and
 - (ii) a high degree of quality control in the manufacture, maintenance and repair of packagings coupled with tests to demonstrate closure of each package before each shipment.
- 6.4.11.9** It shall be assumed that the confinement system is closely reflected by at least 20 cm of water or such greater reflection as may additionally be provided by the surrounding material of the packaging. However, when it can be demonstrated that the confinement system remains within the packaging following the tests prescribed in 6.4.11.13 (b), close reflection of the package by at least 20 cm of water may be assumed in 6.4.11.10 (c).
- 6.4.11.10** The package shall be subcritical under the conditions of 6.4.11.8 and 6.4.11.9 with the package conditions that result in the maximum neutron multiplication consistent with:
- (a) Routine conditions of carriage (incident free);
 - (b) The tests specified in 6.4.11.12 (b);
 - (c) The tests specified in 6.4.11.13 (b).
- 6.4.11.11** (Reserved)
- 6.4.11.12** For normal conditions of carriage a number "N" shall be derived, such that five times "N" packages shall be subcritical for the arrangement and package conditions that provide the maximum neutron multiplication consistent with the following:
- (a) There shall not be anything between the packages, and the package arrangement shall be reflected on all sides by at least 20 cm of water; and
 - (b) The state of the packages shall be their assessed or demonstrated condition if they had been subjected to the tests specified in 6.4.15.
- 6.4.11.13** For accident conditions of carriage a number "N" shall be derived, such that two times "N" packages shall be subcritical for the arrangement and package conditions that provide the maximum neutron multiplication consistent with the following:
- (a) Hydrogenous moderation between packages, and the package arrangement reflected on all sides by at least 20 cm of water; and
 - (b) The tests specified in 6.4.15 followed by whichever of the following is the more limiting:
 - (i) the tests specified in 6.4.17.2 (b) and, either 6.4.17.2 (c) for packages having a mass not greater than 500 kg and an overall density not greater than $1\,000\text{ kg/m}^3$ based on the external dimensions, or 6.4.17.2 (a) for all other packages; followed by the test specified in 6.4.17.3 and completed by the tests specified in 6.4.19.1 to 6.4.19.3; or
 - (ii) the test specified in 6.4.17.4; and

- (c) Where any part of the fissile material escapes from the containment system following the tests specified in 6.4.11.13 (b), it shall be assumed that fissile material escapes from each package in the array and all of the fissile material shall be arranged in the configuration and moderation that results in the maximum neutron multiplication with close reflection by at least 20 cm of water.

6.4.11.14 The criticality safety index (CSI) for packages containing fissile material shall be obtained by dividing the number 50 by the smaller of the two values of "N" derived in 6.4.11.12 and 6.4.11.13 (i.e. $CSI = 50/N$). The value of the criticality safety index may be zero, provided that an unlimited number of packages is subcritical (i.e. N is effectively equal to infinity in both cases).

6.4.12 Test procedures and demonstration of compliance

6.4.12.1 Demonstration of compliance with the performance standards required in 2.2.7.2.3.1.3, 2.2.7.2.3.1.4, 2.2.7.2.3.3.1, 2.2.7.2.3.3.2, 2.2.7.2.3.4.1, 2.2.7.2.3.4.2, and 6.4.2 to 6.4.11 must be accomplished by any of the methods listed below or by a combination thereof:

- (a) Performance of tests with specimens representing LSA-III material, or special form radioactive material, or low dispersible radioactive material or with prototypes or samples of the packaging, where the contents of the specimen or the packaging for the tests shall simulate as closely as practicable the expected range of radioactive contents and the specimen or packaging to be tested shall be prepared as presented for carriage;
- (b) Reference to previous satisfactory demonstrations of a sufficiently similar nature;
- (c) Performance of tests with models of appropriate scale incorporating those features which are significant with respect to the item under investigation when engineering experience has shown results of such tests to be suitable for design purposes. When a scale model is used, the need for adjusting certain test parameters, such as penetrator diameter or compressive load, shall be taken into account;
- (d) Calculation, or reasoned argument, when the calculation procedures and parameters are generally agreed to be reliable or conservative.

6.4.12.2 After the specimen, prototype or sample has been subjected to the tests, appropriate methods of assessment shall be used to assure that the requirements for the test procedures have been fulfilled in compliance with the performance and acceptance standards prescribed in 2.2.7.2.3.1.3, 2.2.7.2.3.1.4, 2.2.7.2.3.3.1, 2.2.7.2.3.3.2, 2.2.7.2.3.4.1, 2.2.7.2.3.4.2, and 6.4.2 to 6.4.11.

6.4.12.3 All specimens shall be inspected before testing in order to identify and record faults or damage including the following:

- (a) Divergence from the design;
- (b) Defects in manufacture;
- (c) Corrosion or other deterioration; and
- (d) Distortion of features.

The containment system of the package shall be clearly specified. The external features of the specimen shall be clearly identified so that reference may be made simply and clearly to any part of such specimen.

6.4.13 Testing the integrity of the containment system and shielding and evaluating criticality safety

After each of the applicable tests specified in 6.4.15 to 6.4.21:

- (a) Faults and damage shall be identified and recorded;
- (b) It shall be determined whether the integrity of the containment system and shielding has been retained to the extent required in 6.4.2 to 6.4.11 for the package under test; and
- (c) For packages containing fissile material, it shall be determined whether the assumptions and conditions used in the assessments required by 6.4.11.1 to 6.4.11.14 for one or more packages are valid.

6.4.14 Target for drop tests

The target for the drop tests specified in 2.2.7.2.3.3.5 (a), 6.4.15.4, 6.4.16 (a), 6.4.17.2 and 6.4.20.2 shall be a flat, horizontal surface of such a character that any increase in its resistance to displacement or deformation upon impact by the specimen would not significantly increase the damage to the specimen.

6.4.15 Tests for demonstrating ability to withstand normal conditions of carriage

6.4.15.1 The tests are: the water spray test, the free drop test, the stacking test and the penetration test. Specimens of the package shall be subjected to the free drop test, the stacking test and the penetration test, preceded in each case by the water spray test. One specimen may be used for all the tests, provided that the requirements of 6.4.15.2 are fulfilled.

6.4.15.2 The time interval between the conclusion of the water spray test and the succeeding test shall be such that the water has soaked in to the maximum extent, without appreciable drying of the exterior of the specimen. In the absence of any evidence to the contrary, this interval shall be taken to be two hours if the water spray is applied from four directions simultaneously. No time interval shall elapse, however, if the water spray is applied from each of the four directions consecutively.

6.4.15.3 Water spray test: The specimen shall be subjected to a water spray test that simulates exposure to rainfall of approximately 5 cm per hour for at least one hour.

6.4.15.4 Free drop test: The specimen shall drop onto the target so as to suffer maximum damage in respect of the safety features to be tested.

- (a) The height of drop measured from the lowest point of the specimen to the upper surface of the target shall be not less than the distance specified in Table 6.4.15.4 for the applicable mass. The target shall be as defined in 6.4.14;
- (b) For rectangular fibreboard or wood packages not exceeding a mass of 50 kg, a separate specimen shall be subjected to a free drop onto each corner from a height of 0.3 m;
- (c) For cylindrical fibreboard packages not exceeding a mass of 100 kg, a separate specimen shall be subjected to a free drop onto each of the quarters of each rim from a height of 0.3 m.

Table 6.4.15.4: Free drop distance for testing packages to normal conditions of carriage

Package mass (kg)			Free drop distance (m)
	Package mass	< 5000	1,2
5000 ≤	Package mass	< 10000	0,9
10000 ≤	Package mass	< 15000	0,6
15000 ≤	Package mass		0,3

6.4.15.5 Stacking test: Unless the shape of the packaging effectively prevents stacking, the specimen shall be subjected, for a period of 24 h, to a compressive load equal to the greater of the following:

- (a) The equivalent of 5 times the maximum weight of the package; and
- (b) The equivalent of 13 kPa multiplied by the vertically projected area of the package.

The load shall be applied uniformly to two opposite sides of the specimen, one of which shall be the base on which the package would typically rest.

6.4.15.6 Penetration test: The specimen shall be placed on a rigid, flat, horizontal surface which will not move significantly while the test is being carried out.

- (a) A bar of 3.2 cm in diameter with a hemispherical end and a mass of 6 kg shall be dropped and directed to fall, with its longitudinal axis vertical, onto the centre of the weakest part of the specimen, so that, if it penetrates sufficiently far, it will hit the containment system. The bar shall not be significantly deformed by the test performance;
- (b) The height of drop of the bar measured from its lower end to the intended point of impact on the upper surface of the specimen shall be 1 m.

6.4.16 Additional tests for Type A packages designed for liquids and gases

A specimen or separate specimens shall be subjected to each of the following tests unless it can be demonstrated that one test is more severe for the specimen in question than the other, in which case one specimen shall be subjected to the more severe test.

- (a) Free drop test: The specimen shall drop onto the target so as to suffer the maximum damage in respect of containment. The height of the drop measured from the lowest part of the specimen to the upper surface of the target shall be 9 m. The target shall be as defined in 6.4.14;
- (b) Penetration test: The specimen shall be subjected to the test specified in 6.4.15.6 except that the height of drop shall be increased to 1.7 m from the 1 m specified in 6.4.15.6 (b).

6.4.17 Tests for demonstrating ability to withstand accident conditions in carriage

6.4.17.1 The specimen shall be subjected to the cumulative effects of the tests specified in 6.4.17.2 and 6.4.17.3, in that order. Following these tests, either this specimen or a separate specimen shall be subjected to the effect(s) of the water immersion test(s) as specified in 6.4.17.4 and, if applicable, 6.4.18.

- 6.4.17.2** Mechanical test: The mechanical test consists of three different drop tests. Each specimen shall be subjected to the applicable drops as specified in 6.4.8.8 or 6.4.11.13. The order in which the specimen is subjected to the drops shall be such that, on completion of the mechanical test, the specimen shall have suffered such damage as will lead to the maximum damage in the thermal test which follows.
- (a) For drop I, the specimen shall drop onto the target so as to suffer the maximum damage, and the height of the drop measured from the lowest point of the specimen to the upper surface of the target shall be 9 m. The target shall be as defined in 6.4.14;
 - (b) For drop II, the specimen shall drop onto a bar rigidly mounted perpendicularly on the target so as to suffer the maximum damage. The height of the drop measured from the intended point of impact of the specimen to the upper surface of the bar shall be 1 m. The bar shall be of solid mild steel of circular section, (15.0 cm \pm 0.5 cm) in diameter and 20 cm long unless a longer bar would cause greater damage, in which case a bar of sufficient length to cause maximum damage shall be used. The upper end of the bar shall be flat and horizontal with its edge rounded off to a radius of not more than 6 mm. The target on which the bar is mounted shall be as described in 6.4.14;
 - (c) For drop III, the specimen shall be subjected to a dynamic crush test by positioning the specimen on the target so as to suffer maximum damage by the drop of a 500 kg mass from 9 m onto the specimen. The mass shall consist of a solid mild steel plate 1 m by 1 m and shall fall in a horizontal attitude. The lower face of the steel plate shall have its edges and corners rounded off to a radius of not more than 6 mm. The height of the drop shall be measured from the underside of the plate to the highest point of the specimen. The target on which the specimen rests shall be as defined in 6.4.14.
- 6.4.17.3** Thermal test: The specimen shall be in thermal equilibrium under conditions of an ambient temperature of 38 °C, subject to the solar insolation conditions specified in Table 6.4.8.6 and subject to the design maximum rate of internal heat generation within the package from the radioactive contents. Alternatively, any of these parameters are allowed to have different values prior to and during the test, providing due account is taken of them in the subsequent assessment of package response.
- The thermal test shall then consist of:
- (a) Exposure of a specimen for a period of 30 minutes to a thermal environment which provides a heat flux at least equivalent to that of a hydrocarbon fuel/air fire in sufficiently quiescent ambient conditions to give a minimum average flame emissivity coefficient of 0.9 and an average temperature of at least 800 °C, fully engulfing the specimen, with a surface absorptivity coefficient of 0.8 or that value which the package may be demonstrated to possess if exposed to the fire specified, followed by,
 - (b) Exposure of the specimen to an ambient temperature of 38 °C, subject to the solar insolation conditions specified in Table 6.4.8.6 and subject to the design maximum rate of internal heat generation within the package by the radioactive contents for a sufficient period to ensure that temperatures in the specimen are everywhere decreasing and/or are approaching initial steady state conditions. Alternatively, any of these parameters are allowed to have different values following cessation of heating, providing due account is taken of them in the subsequent assessment of package response.
- During and following the test the specimen shall not be artificially cooled and any combustion of materials of the specimen shall be permitted to proceed naturally.
- 6.4.17.4** Water immersion test: The specimen shall be immersed under a head of water of at least 15 m for a period of not less than eight hours in the attitude which will lead to maximum damage. For demonstration purposes, an external gauge pressure of at least 150 kPa shall be considered to meet these conditions.
- 6.4.18** **Enhanced water immersion test for Type B(U) and Type B(M) packages containing more than 10⁵ A₂ and Type C packages**
- Enhanced water immersion test: The specimen shall be immersed under a head of water of at least 200 m for a period of not less than one hour. For demonstration purposes, an external gauge pressure of at least 2 MPa shall be considered to meet these conditions.
- 6.4.19** **Water leakage test for packages containing fissile material**
- 6.4.19.1** Packages for which water in-leakage or out-leakage to the extent which results in greatest reactivity has been assumed for purposes of assessment under 6.4.11.8 to 6.4.11.13 shall be excepted from the test.
- 6.4.19.2** Before the specimen is subjected to the water leakage test specified below, it shall be subjected to the tests in 6.4.17.2 (b), and either 6.4.17.2 (a) or (c) as required by 6.4.11.13, and the test specified in 6.4.17.3.
- 6.4.19.3** The specimen shall be immersed under a head of water of at least 0.9 m for a period of not less than 8 hours and in the attitude for which maximum leakage is expected.

6.4.20 Tests for Type C packages

- 6.4.20.1** Specimens shall be subjected to the effects of each of the following test sequences in the orders specified:
- (a) The tests specified in 6.4.17.2 (a), 6.4.17.2 (c), 6.4.20.2 and 6.4.20.3; and
 - (b) The test specified in 6.4.20.4.

Separate specimens are allowed to be used for each of the sequences (a) and (b).

- 6.4.20.2** Puncture/tearing test: The specimen shall be subjected to the damaging effects of a vertical solid probe made of mild steel. The orientation of the package specimen and the impact point on the package surface shall be such as to cause maximum damage at the conclusion of the test sequence specified in 6.4.20.1 (a).

- (a) The specimen, representing a package having a mass less than 250 kg, shall be placed on a target and subjected to a probe having a mass of 250 kg falling from a height of 3 m above the intended impact point. For this test the probe shall be a 20 cm diameter cylindrical bar with the striking end forming a frustum of a right circular cone with the following dimensions: 30 cm height and 2.5 cm in diameter at the top with its edge rounded off to a radius of not more than 6 mm. The target on which the specimen is placed shall be as specified in 6.4.14;
- (b) For packages having a mass of 250 kg or more, the base of the probe shall be placed on a target and the specimen dropped onto the probe. The height of the drop, measured from the point of impact with the specimen to the upper surface of the probe shall be 3 m. For this test the probe shall have the same properties and dimensions as specified in (a) above, except that the length and mass of the probe shall be such as to incur maximum damage to the specimen. The target on which the base of the probe is placed shall be as specified in 6.4.14.

- 6.4.20.3** Enhanced thermal test: The conditions for this test shall be as specified in 6.4.17.3, except that the exposure to the thermal environment shall be for a period of 60 minutes.

- 6.4.20.4** Impact test: The specimen shall be subject to an impact on a target at a velocity of not less than 90 m/s, at such an orientation as to suffer maximum damage. The target shall be as defined in 6.4.14, except that the target surface may be at any orientation as long as the surface is normal to the specimen path.

6.4.21 Inspections for packagings designed to contain 0.1 kg or more of uranium hexafluoride

- 6.4.21.1** Every manufactured packaging and its service and structural equipment shall, either jointly or separately, undergo an inspection initially before being put into service and periodically thereafter. These inspections shall be performed and certified by agreement with the competent authority.

- 6.4.21.2** The initial inspection shall consist of a check of the design characteristics, a structural test, a leakproofness test, a water capacity test and a check of satisfactory operation of the service equipment.

- 6.4.21.3** The periodic inspections shall consist of a visual examination, a structural test, a leakproofness test and a check of satisfactory operation of the service equipment. The maximum intervals for periodic inspections shall be five years. Packagings which have not been inspected within this five-year period shall be examined before carriage in accordance with a programme approved by the competent authority. They shall not be refilled before completion of the full programme for periodic inspections.

- 6.4.21.4** The check of design characteristics shall demonstrate compliance with the design type specifications and the manufacturing programme.

- 6.4.21.5** For the initial structural test, packagings designed to contain 0.1 kg or more of uranium hexafluoride shall be tested hydraulically at an internal pressure of at least 1.38 MPa but, when the test pressure is less than 2.76 MPa, the design shall require multilateral approval. For retesting packagings, any other equivalent non-destructive testing may be applied subject to multilateral approval.

- 6.4.21.6** The leakproofness test shall be performed in accordance with a procedure which is capable of indicating leakages in the containment system with a sensitivity of 0.1 Pa·l/s (10^{-6} bar·l/s).

- 6.4.21.7** The water capacity of the packagings shall be established with an accuracy of $\pm 0.25\%$ at a reference temperature of 15 °C. The volume shall be stated on the plate described in 6.4.21.8.

- 6.4.21.8** A plate made of non-corroding metal shall be durably attached to every packaging in a readily accessible place. The method of attaching the plate must not impair the strength of the packaging. The following particulars, at least, shall be marked on the plate by stamping or by any other equivalent method:

- Approval number;
- Manufacturer's serial number;
- Maximum working pressure (gauge pressure);
- Test pressure (gauge pressure);
- Contents: uranium hexafluoride;
- Capacity in litres;

- Maximum permissible filling mass of uranium hexafluoride;
- Tare mass;
- Date (month, year) of the initial test and the most recent periodic test;
- Stamp of the expert who performed the tests.

6.4.22 Approvals of package designs and materials

- 6.4.22.1** The approval of designs for packages containing 0.1 kg or more of uranium hexafluoride requires that:
- (a) Each design that meets the requirements of 6.4.6.4 shall require multilateral approval;
 - (b) Each design that meets the requirements of 6.4.6.1 to 6.4.6.3 shall require unilateral approval by the competent authority of the country of origin of the design, unless multilateral approval is otherwise required by RID.
- 6.4.22.2** Each Type B(U) and Type C package design shall require unilateral approval, except that:
- (a) A package design for fissile material, which is also subject to 6.4.22.4, 6.4.23.7, and 5.1.5.2.1 shall require multilateral approval; and
 - (b) A Type B(U) package design for low dispersible radioactive material shall require multilateral approval.
- 6.4.22.3** Each Type B(M) package design, including those for fissile material which are also subject to the requirements of 6.4.22.4, 6.4.23.7, and 5.1.5.2.1 and those for low dispersible radioactive material, shall require multilateral approval.
- 6.4.22.4** Each package design for fissile material which is not excepted by any of the paragraphs 2.2.7.2.3.5 (a) to (f), 6.4.11.2 and 6.4.11.3 shall require multilateral approval.
- 6.4.22.5** The design for special form radioactive material shall require unilateral approval. The design for low dispersible radioactive material shall require multilateral approval (see also 6.4.23.8).
- 6.4.22.6** The design for a fissile material excepted from "FISSILE" classification in accordance with 2.2.7.2.3.5 (f) shall require multilateral approval.
- 6.4.22.7** Alternative activity limits for an exempt consignment of instruments or articles in accordance with 2.2.7.2.2.2 (b) shall require multilateral approval.
- 6.4.22.8** Any design that requires unilateral approval originating in an RID Contracting State shall be approved by the competent authority of this country; if the country where the package design has been designed is not an RID Contracting State, carriage is possible on condition that:
- (a) a certificate has been supplied by this country, proving that the package design satisfies the technical requirements of RID, and that this certificate is validated by a competent authority of an RID Contracting State;
 - (b) if no certificate and no existing package design approval by an RID Contracting State has been supplied, the package design is approved by the competent authority of an RID Contracting State.
- 6.4.22.9** For designs approved under the transitional measures see 1.6.6.

6.4.23 Applications and approvals for radioactive material carriage

- 6.4.23.1** (Reserved)
- 6.4.23.2** An application for approval of shipment shall include:
- (a) The period of time, related to the shipment, for which the approval is sought;
 - (b) The actual radioactive contents, the expected modes of carriage, the type of wagon, and the probable or proposed route; and
 - (c) The details of how the precautions and administrative or operational controls, referred to in the certificate of approval for the package design, if applicable, issued under 5.1.5.2.1 (a) (v), (vi) or (vii), are to be put into effect.
- 6.4.23.3** An application for approval of shipments under special arrangement shall include all the information necessary to satisfy the competent authority that the overall level of safety in carriage is at least equivalent to that which would be provided if all the applicable requirements of RID had been met.
- The application shall also include:
- (a) A statement of the respects in which, and of the reasons why, the shipment cannot be made in full accordance with the applicable requirements of RID; and
 - (b) A statement of any special precautions or special administrative or operational controls which are to be employed during carriage to compensate for the failure to meet the applicable requirements of RID.

- 6.4.23.4** An application for approval of Type B(U) or Type C package design shall include:
- (a) A detailed description of the proposed radioactive contents with reference to their physical and chemical states and the nature of the radiation emitted;
 - (b) A detailed statement of the design, including complete engineering drawings and schedules of materials and methods of manufacture;
 - (c) A statement of the tests which have been done and their results, or evidence based on calculative methods or other evidence that the design is adequate to meet the applicable requirements;
 - (d) The proposed operating and maintenance instructions for the use of the packaging;
 - (e) If the package is designed to have a maximum normal operating pressure in excess of 100 kPa gauge, a specification of the materials of manufacture of the containment system, the samples to be taken, and the tests to be made;
 - (f) Where the proposed radioactive contents are irradiated nuclear fuel, a statement and a justification of any assumption in the safety analysis relating to the characteristics of the fuel and a description of any pre-shipment measurement as required by 6.4.11.5 (b);
 - (g) Any special stowage provisions necessary to ensure the safe dissipation of heat from the package considering the various modes of carriage to be used and type of wagon or container;
 - (h) A reproducible illustration, not larger than 21 cm by 30 cm, showing the make-up of the package; and
 - (i) A specification of the applicable management system as required in 1.7.3.
- 6.4.23.5** An application for approval of a Type B(M) package design shall include, in addition to the general information required in 6.4.23.4 for Type B(U) packages:
- (a) A list of the requirements specified in 6.4.7.5, 6.4.8.4 to 6.4.8.6 and 6.4.8.9 to 6.4.8.15 with which the package does not conform;
 - (b) Any proposed supplementary operational controls to be applied during carriage not regularly provided for in RID, but which are necessary to ensure the safety of the package or to compensate for the deficiencies listed in (a) above;
 - (c) A statement relative to any restrictions on the mode of carriage and to any special loading, carriage, unloading or handling procedures; and
 - (d) A statement of the range of ambient conditions (temperature, solar radiation) which are expected to be encountered during carriage and which have been taken into account in the design.
- 6.4.23.6** The application for approval of designs for packages containing 0.1 kg or more of uranium hexafluoride shall include all information necessary to satisfy the competent authority that the design meets the applicable requirements of 6.4.6.1, and a description of the applicable management system as required in 1.7.3.
- 6.4.23.7** An application for a fissile package approval shall include all information necessary to satisfy the competent authority that the design meets the applicable requirements of 6.4.11.1, and a specification of the applicable management system as required by 1.7.3.
- 6.4.23.8** An application for approval of design for special form radioactive material and design for low dispersible radioactive material shall include:
- (a) A detailed description of the radioactive material or, if a capsule, the contents; particular reference shall be made to both physical and chemical states;
 - (b) A detailed statement of the design of any capsule to be used;
 - (c) A statement of the tests which have been done and their results, or evidence based on calculative methods to show that the radioactive material is capable of meeting the performance standards, or other evidence that the special form radioactive material or low dispersible radioactive material meets the applicable requirements of RID;
 - (d) A specification of the applicable management system as required in 1.7.3; and
 - (e) Any proposed pre-shipment actions for use in the consignment of special form radioactive material or low dispersible radioactive material.
- 6.4.23.9** An application for approval of design for fissile material excepted from "FISSILE" classification in accordance with Table 2.2.7.2.1.1, under 2.2.7.2.3.5 (f) shall include:
- (a) A detailed description of the material; particular reference shall be made to both physical and chemical states;
 - (b) A statement of the tests that have been carried out and their results, or evidence based on calculation methods to show that the material is capable of meeting the requirements specified in 2.2.7.2.3.6;
 - (c) A specification of the applicable management system as required in 1.7.3;
 - (d) A statement of specific actions to be taken prior to shipment.

- 6.4.23.10** An application for approval of alternative activity limits for an exempt consignment of instruments or articles shall include:
- (a) An identification and detailed description of the instrument or article, its intended uses and the radionuclide(s) incorporated;
 - (b) The maximum activity of the radionuclide(s) in the instrument or article;
 - (c) Maximum external radiation levels arising from the instrument or article;
 - (d) The chemical and physical forms of the radionuclide(s) contained in the instrument or article;
 - (e) Details of the construction and design of the instrument or article, particularly as related to the containment and shielding of the radionuclide in routine, normal and accident conditions of carriage;
 - (f) The applicable management system, including the quality testing and verification procedures to be applied to radioactive sources, components and finished products to ensure that the maximum specified activity of radioactive material or the maximum radiation levels specified for the instrument or article are not exceeded, and that the instruments or articles are constructed according to the design specifications;
 - (g) The maximum number of instruments or articles expected to be shipped per consignment and annually;
 - (h) Dose assessments in accordance with the principles and methodologies set out in the International Basic Safety Standards for Protection against Ionizing Radiation and for the Safety of Radiation Sources, Safety Series No.115, IAEA, Vienna (1996), including individual doses to transport workers and members of the public and, if appropriate, collective doses arising from routine, normal and accident conditions of carriage, based on representative carriage scenarios the consignments are subject to.
- 6.4.23.11** Each certificate of approval issued by a competent authority shall be assigned an identification mark. The identification mark shall be of the following generalized type:
- VRI/Number/Type Code
- (a) Except as provided in 6.4.23.12 (b), VRI represents the distinguishing sign used on vehicles in international road traffic¹ of the country issuing the certificate;
 - (b) The number shall be assigned by the competent authority, and shall be unique and specific with regard to the particular design or shipment or alternative activity limit for exempt consignment. The identification mark of the approval of shipment shall be clearly related to the identification mark of the approval of design;
 - (c) The following type codes shall be used in the order listed to indicate the types of certificate of approval issued:
 - AF Type A package design for fissile material
 - B(U) Type B(U) package design [B(U) F if for fissile material]
 - B(M) Type B(M) package design [B(M) F if for fissile material]
 - C Type C package design (CF if for fissile material)
 - IF Industrial package design for fissile material
 - S Special form radioactive material
 - LD Low dispersible radioactive material
 - FE Fissile material complying with the requirements of 2.2.7.2.3.6
 - T Shipment
 - X Special arrangement
 - AL Alternative activity limits for an exempt consignment of instruments or articles

In the case of package designs for non-fissile or fissile excepted uranium hexafluoride, where none of the above codes apply, then the following type codes shall be used:

 - H(U) Unilateral approval
 - H(M) Multilateral approval;
 - (d) For certificates of approval of package design and special form radioactive material, other than those issued under the transitional provisions of 1.6.6.2 to 1.6.6.4, and for low dispersible radioactive material, the symbols "-96" shall be added to the type code.
- 6.4.23.12** These identification marks shall be applied as follows:
- (a) Each certificate and each package shall bear the appropriate identification mark, comprising the symbols prescribed in 6.4.23.11 (a), (b), (c) and (d) above, except that, for packages, only the applicable design type codes including, if applicable, the symbols "-96", shall appear following the second stroke, that is, the "T" or "X" shall not appear in the identification marks on the package. Where the approval of design and the approval of shipment are combined, the applicable type codes do not need to be repeated.

¹ Distinguishing sign of the State of registration used on motor vehicles and trailers in international road traffic, e.g. in accordance with the Geneva Convention on Road Traffic of 1949 or the Vienna Convention on Road Traffic of 1968.

For example:

A/132/B(M)F-96: A Type B(M) package design approved for fissile material, requiring multilateral approval, for which the competent authority of Austria has assigned the design number 132 (to be marked on both the package and on the certificate of approval for the package design);

A/132/B(M)F-96T: The approval of shipment issued for a package bearing the identification mark elaborated above (to be marked on the certificate only);

A/137/X: An approval of special arrangement issued by the competent authority of Austria, to which the number 137 has been assigned (to be marked on the certificate only);

A/139/IF-96: An industrial package design for fissile material approved by the competent authority of Austria, to which package design number 139 has been assigned (to be marked on both the package and on the certificate of approval for the package design); and

A/145/H(U)-96: A package design for fissile excepted uranium hexafluoride approved by the competent authority of Austria, to which package design number 145 has been assigned (to be marked on both the package and on the certificate of approval for the package design);

- (b) Where multilateral approval is effected by validation according to 6.4.23.20, only the identification mark issued by the country of origin of the design or shipment shall be used. Where multilateral approval is effected by issue of certificates by successive countries, each certificate shall bear the appropriate identification mark and the package whose design was so approved shall bear all appropriate identification marks.

For example:

A/132/B(M)F-96

CH/28/B(M)F-96

would be the identification mark of a package which was originally approved by Austria and was subsequently approved, by separate certificate, by Switzerland. Additional identification marks would be tabulated in a similar manner on the package;

- (c) The revision of a certificate shall be indicated by a parenthetical expression following the identification mark on the certificate. For example, A/132/B(M)F-96 (Rev.2) would indicate revision 2 of the Austrian certificate of approval for the package design; or A/132/B(M)F-96 (Rev.0) would indicate the original issuance of the Austrian certificate of approval for the package design. For original issuances, the parenthetical entry is optional and other words such as "original issuance" may also be used in place of "Rev.0". Certificate revision numbers may only be issued by the country issuing the original certificate of approval;
- (d) Additional symbols (as may be necessitated by national regulations) may be added in brackets to the end of the identification mark; for example, A/132/B(M)F-96(SP503);
- (e) It is not necessary to alter the identification mark on the packaging each time that a revision to the design certificate is made. Such re-marking shall be required only in those cases where the revision to the package design certificate involves a change in the letter type codes for the package design following the second stroke.

6.4.23.13 Each certificate of approval issued by a competent authority for special form radioactive material or low dispersible radioactive material shall include the following information:

- (a) Type of certificate;
- (b) The competent authority identification mark;
- (c) The issue date and an expiry date;
- (d) List of applicable national and international regulations, including the edition of the IAEA Regulations for the Safe Transport of Radioactive Material under which the special form radioactive material or low dispersible radioactive material is approved;
- (e) The identification of the special form radioactive material or low dispersible radioactive material;
- (f) A description of the special form radioactive material or low dispersible radioactive material;
- (g) Design specifications for the special form radioactive material or low dispersible radioactive material which may include references to drawings;
- (h) A specification of the radioactive contents which includes the activities involved and which may include the physical and chemical form;
- (i) A specification of the applicable management system as required in 1.7.3;
- (j) Reference to information provided by the applicant relating to specific actions to be taken prior to shipment;
- (k) If deemed appropriate by the competent authority, reference to the identity of the applicant;
- (l) Signature and identification of the certifying official.

- 6.4.23.14** Each certificate of approval issued by a competent authority for material excepted from classification as "FISSILE" shall include the following information:
- (a) Type of certificate;
 - (b) The competent authority identification mark;
 - (c) The issue date and an expiry date;
 - (d) List of applicable national and international regulations, including the edition of the IAEA Regulations for the Safe Transport of Radioactive Material under which the exception is approved;
 - (e) A description of the excepted material;
 - (f) Limiting specifications for the excepted material;
 - (g) A specification of the applicable management system as required in 1.7.3;
 - (h) Reference to information provided by the applicant relating to specific actions to be taken prior to shipment;
 - (i) If deemed appropriate by the competent authority, reference to the identity of the applicant;
 - (j) Signature and identification of the certifying official;
 - (k) Reference to documentation that demonstrates compliance with 2.2.7.2.3.6.
- 6.4.23.15** Each certificate of approval issued by a competent authority for a special arrangement shall include the following information:
- (a) Type of certificate;
 - (b) The competent authority identification mark;
 - (c) The issue date and an expiry date;
 - (d) Mode(s) of carriage;
 - (e) Any restrictions on the modes of carriage, type of wagon, container, and any necessary routeing instructions;
 - (f) List of applicable national and international regulations, including the edition of the IAEA Regulations for the Safe Transport of Radioactive Material under which the special arrangement is approved;
 - (g) The following statement:
 "This certificate does not relieve the consignor from compliance with any requirement of the government of any country through or into which the package will be carried.";
 - (h) References to certificates for alternative radioactive contents, other competent authority validation, or additional technical data or information, as deemed appropriate by the competent authority;
 - (i) Description of the packaging by a reference to the drawings or a specification of the design. If deemed appropriate by the competent authority, a reproducible illustration, not larger than 21 cm by 30 cm, showing the make-up of the package shall also be provided, accompanied by a brief description of the packaging, including materials of manufacture, gross mass, general outside dimensions and appearance;
 - (j) A specification of the authorized radioactive contents, including any restrictions on the radioactive contents which might not be obvious from the nature of the packaging. This shall include the physical and chemical forms, the activities involved (including those of the various isotopes, if appropriate), mass in grams (for fissile material or for each fissile nuclide when appropriate), and whether special form radioactive material, low dispersible radioactive material or fissile material excepted under 2.2.7.2.3.5 (f) if applicable;
 - (k) Additionally, for packages containing fissile material:
 - (i) a detailed description of the authorized radioactive contents;
 - (ii) the value of the criticality safety index;
 - (iii) reference to the documentation that demonstrates the criticality safety of the contents;
 - (iv) any special features, on the basis of which the absence of water from certain void spaces has been assumed in the criticality assessment;
 - (v) any allowance (based on 6.4.11.5 (b)) for a change in neutron multiplication assumed in the criticality assessment as a result of actual irradiation experience; and
 - (vi) the ambient temperature range for which the special arrangement has been approved;
 - (l) A detailed listing of any supplementary operational controls required for preparation, loading, carriage, unloading and handling of the consignment, including any special stowage provisions for the safe dissipation of heat;
 - (m) If deemed appropriate by the competent authority, reasons for the special arrangement;
 - (n) Description of the compensatory measures to be applied as a result of the shipment being under special arrangement;
 - (o) Reference to information provided by the applicant relating to the use of the packaging or specific actions to be taken prior to the shipment;
 - (p) A statement regarding the ambient conditions assumed for purposes of design if these are not in accordance with those specified in 6.4.8.5, 6.4.8.6 and 6.4.8.15, as applicable;

- (q) Any emergency arrangements deemed necessary by the competent authority;
- (r) A specification of the applicable management system as required in 1.7.3;
- (s) If deemed appropriate by the competent authority, reference to the identity of the applicant and to the identity of the carrier;
- (t) Signature and identification of the certifying official.

6.4.23.16 Each certificate of approval for a shipment issued by a competent authority shall include the following information:

- (a) Type of certificate;
- (b) The competent authority identification mark(s);
- (c) The issue date and an expiry date;
- (d) List of applicable national and international regulations, including the edition of the IAEA Regulations for the Safe Transport of Radioactive Material under which the shipment is approved;
- (e) Any restrictions on the modes of carriage, type of wagon, container, and any necessary routing instructions;
- (f) The following statement:
"This certificate does not relieve the consignor from compliance with any requirement of the government of any country through or into which the package will be carried.";
- (g) A detailed listing of any supplementary operational controls required for preparation, loading, carriage, unloading and handling of the consignment, including any special stowage provisions for the safe dissipation of heat or maintenance of criticality safety;
- (h) Reference to information provided by the applicant relating to specific actions to be taken prior to shipment;
- (i) Reference to the applicable certificate(s) of approval of design;
- (j) A specification of the actual radioactive contents, including any restrictions on the radioactive contents which might not be obvious from the nature of the packaging. This shall include the physical and chemical forms, the total activities involved (including those of the various isotopes, if appropriate), mass in grams (for fissile material or for each fissile nuclide when appropriate), and whether special form radioactive material, low dispersible radioactive material or fissile material excepted under 2.2.7.2.3.5 (f) if applicable;
- (k) Any emergency arrangements deemed necessary by the competent authority;
- (l) A specification of the applicable management system as required in 1.7.3;
- (m) If deemed appropriate by the competent authority, reference to the identity of the applicant;
- (n) Signature and identification of the certifying official.

6.4.23.17 Each certificate of approval of the design of a package issued by a competent authority shall include the following information:

- (a) Type of certificate;
- (b) The competent authority identification mark;
- (c) The issue date and an expiry date;
- (d) Any restriction on the modes of carriage, if appropriate;
- (e) List of applicable national and international regulations, including the edition of the IAEA Regulations for the Safe Transport of Radioactive Material under which the design is approved;
- (f) The following statement:
"This certificate does not relieve the consignor from compliance with any requirement of the government of any country through or into which the package will be carried.";
- (g) References to certificates for alternative radioactive contents, other competent authority validation, or additional technical data or information, as deemed appropriate by the competent authority;
- (h) A statement authorizing shipment where approval of shipment is required under 5.1.5.1.2, if deemed appropriate;
- (i) Identification of the packaging;
- (j) Description of the packaging by a reference to the drawings or specification of the design. If deemed appropriate by the competent authority, a reproducible illustration, not larger than 21 cm by 30 cm, showing the make-up of the package shall also be provided, accompanied by a brief description of the packaging, including materials of manufacture, gross mass, general outside dimensions and appearance;
- (k) Specification of the design by reference to the drawings;
- (l) A specification of the authorized radioactive content, including any restrictions on the radioactive contents which might not be obvious from the nature of the packaging. This shall include the physical and chemical forms, the activities involved (including those of the various isotopes, if appropriate), mass in grams (for fissile material the total mass of fissile nuclides or the mass for each fissile nuclide, when appropriate) and whether special form radioactive material, low dispersible radioactive material or fissile material excepted under 2.2.7.2.3.5 (f), if applicable;

- (m) A description of the containment system;
- (n) For package designs containing fissile material which require multilateral approval of the package design in accordance with 6.4.22.4:
 - (i) a detailed description of the authorized radioactive contents;
 - (ii) a description of the confinement system;
 - (iii) the value of the criticality safety index;
 - (iv) reference to the documentation that demonstrates the criticality safety of the contents;
 - (v) any special features, on the basis of which the absence of water from certain void spaces has been assumed in the criticality assessment;
 - (vi) any allowance (based on 6.4.11.5 (b)) for a change in neutron multiplication assumed in the criticality assessment as a result of actual irradiation experience; and
 - (vii) the ambient temperature range for which the package design has been approved;
- (o) For Type B(M) packages, a statement specifying those requirements of 6.4.7.5, 6.4.8.4, 6.4.8.5, 6.4.8.6 and 6.4.8.9 to 6.4.8.15 with which the package does not conform and any amplifying information which may be useful to other competent authorities;
- (p) For packages containing more than 0.1 kg of uranium hexafluoride, a statement specifying those provisions of 6.4.6.4 which apply if any and any amplifying information which may be useful to other competent authorities;
- (q) A detailed listing of any supplementary operational controls required for preparation, loading, carriage, unloading and handling of the consignment, including any special stowage provisions for the safe dissipation of heat;
- (r) Reference to information provided by the applicant relating to the use of the packaging or specific actions to be taken prior to shipment;
- (s) A statement regarding the ambient conditions assumed for purposes of design if these are not in accordance with those specified in 6.4.8.5, 6.4.8.6 and 6.4.8.15, as applicable;
- (t) A specification of the applicable management system as required in 1.7.3;
- (u) Any emergency arrangements deemed necessary by the competent authority;
- (v) If deemed appropriate by the competent authority, reference to the identity of the applicant;
- (w) Signature and identification of the certifying official.

6.4.23.18 Each certificate issued by a competent authority for alternative activity limits for an exempt consignment of instruments or articles according to 5.1.5.2.1 (d) shall include the following information:

- (a) Type of certificate;
- (b) The competent authority identification mark;
- (c) The issue date and an expiry date;
- (d) List of applicable national and international regulations, including the edition of the IAEA Regulations for the Safe Transport of Radioactive Material under which the exemption is approved;
- (e) The identification of the instrument or article;
- (f) A description of the instrument or article;
- (g) Design specifications for the instrument or article;
- (h) A specification of the radionuclide(s), the approved alternative activity limit(s) for the exempt consignment(s) of the instrument(s) or article(s);
- (i) Reference to documentation that demonstrates compliance with 2.2.7.2.2.2 (b);
- (j) If deemed appropriate by the competent authority, reference to the identity of the applicant;
- (k) Signature and identification of the certifying official.

6.4.23.19 The competent authority shall be informed of the serial number of each packaging manufactured to a design approved by them under 1.6.6.2.1, 1.6.6.2.2, 6.4.22.2, 6.4.22.3 and 6.4.22.4.

6.4.23.20 Multilateral approval may be by validation of the original certificate issued by the competent authority of the country of origin of the design or shipment. Such validation may take the form of an endorsement on the original certificate or the issuance of a separate endorsement, annex, supplement, etc., by the competent authority of the country through or into which the shipment is made.

Chapter 6.5 Requirements for the construction and testing of intermediate bulk containers (IBCs)

6.5.1 General requirements

6.5.1.1 Scope

6.5.1.1.1 The requirements of this Chapter apply to intermediate bulk containers (IBCs) the use of which is expressly authorized for the carriage of certain dangerous goods according to the packing instructions indicated in Column (8) of Table A in Chapter 3.2. Portable tanks and tank-containers which meet the requirements of Chapter 6.7 or 6.8 respectively are not considered to be IBCs. IBCs which meet the requirements of this Chapter are not considered to be containers for the purposes of RID. The letters IBC only will be used in the rest of the text to refer to intermediate bulk containers.

6.5.1.1.2 Exceptionally, IBCs and their service equipment not conforming strictly to the requirements herein, but having acceptable alternatives, may be considered by the competent authority for approval. In addition, in order to take into account progress in science and technology, the use of alternative arrangements which offer at least equivalent safety in use in respect of compatibility with the properties of the substances carried and equivalent or superior resistance to impact, loading and fire, may be considered by the competent authority.

6.5.1.1.3 The construction, equipment, testing, marking and operation of IBCs shall be subject to acceptance by the competent authority of the country in which the IBCs are approved.

NOTE: Parties performing inspections and tests in other countries, after the IBC has been put into service, need not be accepted by the competent authority of the country in which the IBC has been approved, but the inspections and tests have to be performed according to the rules specified in the IBC's approval.

6.5.1.1.4 Manufacturers and subsequent distributors of IBCs shall provide information regarding procedures to be followed and a description of the types and dimensions of closures (including required gaskets) and any other components needed to ensure that IBCs as presented for carriage are capable of passing the applicable performance tests of this Chapter.

6.5.1.2 (Reserved)

6.5.1.3 (Reserved)

6.5.1.4 Designatory code system for IBCs

6.5.1.4.1 The code shall consist of two Arabic numerals as specified in (a), followed by a capital letter(s) specified in (b), followed, when specified in an individual section, by an Arabic numeral indicating the category of IBC.

(a)

Type	For solids, filled or discharged		For liquids
	by gravity	under pressure of more than 10 kPa (0.1 bar)	
Rigid	11	21	31
Flexible	13	—	—

(b) Materials

- A. Steel (all types and surface treatments)
- B. Aluminium
- C. Natural wood
- D. Plywood
- F. Reconstituted wood
- G. Fibreboard
- H. Plastics material
- L. Textile
- M. Paper, multiwall
- N. Metal (other than steel or aluminium).

6.5.1.4.2 For composite IBCs, two capital letters in Latin characters shall be used in sequence in the second position of the code. The first shall indicate the material of the inner receptacle of the IBC and the second that of the outer packaging of the IBC.

6.5.1.4.3 The following types and codes of IBC are assigned:

Material	Category	Code	Sub-section
Metal			6.5.5.1
A. Steel	for solids, filled or discharged by gravity for solids, filled or discharged under pressure for liquids	11A 21A 31A	
B. Aluminium	for solids, filled or discharged by gravity for solids, filled or discharged under pressure for liquids	11B 21B 31B	
N. Other than steel or aluminium	for solids, filled or discharged by gravity for solids, filled or discharged under pressure for liquids	11N 21N 31N	
Flexible			6.5.5.2
H. Plastics	woven plastics without coating or liner woven plastics, coated woven plastics with liner woven plastics, coated and with liner plastics film	13H1 13H2 13H3 13H4 13H5	
L. Textile	without coating or liner coated with liner coated and with liner	13L1 13L2 13L3 13L4	
M. Paper	multiwall multiwall, water resistant	13M1 13M2	
H. Rigid plastics	for solids, filled or discharged by gravity, fitted with structural equipment for solids, filled or discharged by gravity, freestanding for solids, filled or discharged under pressure, fitted with structural equipment for solids, filled or discharged under pressure, freestanding for liquids, fitted with structural equipment for liquids, freestanding	11H1 11H2 21H1 21H2 31H1 31H2	6.5.5.3
HZ. Composite with plastics inner receptacle^a	for solids, filled or discharged by gravity, with rigid plastics inner receptacle for solids, filled or discharged by gravity, with flexible plastics inner receptacle for solids, filled or discharged under pressure, with rigid plastics inner receptacle for solids, filled or discharged under pressure, with flexible plastics inner receptacle for liquids, with rigid plastics inner receptacle for liquids, with flexible plastics inner receptacle	11HZ1 11HZ2 21HZ1 21HZ2 31HZ1 31HZ2	6.5.5.4
G. Fibreboard	for solids, filled or discharged by gravity	11G	6.5.5.5
Wooden			6.5.5.6
C. Natural wood	for solids, filled or discharged by gravity with inner liner	11C	
D. Plywood	for solids, filled or discharged by gravity, with inner liner	11D	
F. Reconstituted wood	for solids, filled or discharged by gravity, with inner liner	11F	


^a The code shall be completed by replacing the letter Z by a capital letter in accordance with 6.5.1.4.1 (b) to indicate the nature of the material used for the outer casing.

6.5.1.4.4 The letter "W" may follow the IBC code. The letter "W" signifies that the IBC, although of the same type indicated by the code, is manufactured to a specification different from those in 6.5.5 and is considered equivalent in accordance with the requirements in 6.5.1.1.2.

6.5.2 Marking

6.5.2.1 Primary marking






6.5.2.1.1 Each IBC manufactured and intended for use according to RID shall bear marks which are durable, legible and placed in a location so as to be readily visible. Letters, numerals and symbols shall be at least 12 mm high and shall show:

- (a) The United Nations packaging symbol: . This symbol shall not be used for any purpose other than certifying that a packaging, a flexible bulk container, a portable tank or an MEGC complies with the relevant requirements in Chapter 6.1, 6.2, 6.3, 6.5, 6.6, 6.7 or 6.11. For metal IBCs on which the marks are stamped or embossed, the capital letters "UN" may be applied instead of the symbol;
- (b) The code designating the type of IBC according to 6.5.1.4;
- (c) A capital letter designating the packing group(s) for which the design type has been approved:
 - (i) X for packing groups I, II and III (IBCs for solids only);
 - (ii) Y for packing groups II and III;
 - (iii) Z for packing group III only;
- (d) The month and year (last two digits) of manufacture;
- (e) The State authorizing the allocation of the mark; indicated by the distinguishing sign used on vehicles in international road traffic¹;
- (f) The name or symbol of the manufacturer and other identification of the IBC as specified by the competent authority;
- (g) The stacking test load in kg. For IBCs not designed for stacking, the figure "0" shall be shown;
- (h) The maximum permissible gross mass in kg.

The primary marks required above shall be applied in the sequence of the subparagraphs above. The marks required by 6.5.2.2 and any further mark authorized by a competent authority shall still enable the primary marks to be correctly identified.

Each mark applied in accordance with (a) to (h) and with 6.5.2.2 shall be clearly separated, e.g. by a slash or space, so as to be easily identifiable.

6.5.2.1.2 Examples of marking for various types of IBC in accordance with 6.5.2.1.1 (a) to (h) above:

	11A/Y/0299 NL/Mulder 007/5500/1500	For a metal IBC for solids discharged by gravity and made from steel / for packing groups II and III / manufactured in February 1999 / authorized by the Netherlands / manufactured by Mulder and of a design type to which the competent authority has allocated serial number 007 / the stacking test load in kg / the maximum permissible gross mass in kg.
	13H3/Z/0301 F/Meunier 1713/0/1500	For a flexible IBC for solids discharged for instance by gravity and made from woven plastics with a liner/not designed to be stacked.
	31H1/Y/0499 GB/9099/10800/1200	For a rigid plastics IBC for liquids made from plastics with structural equipment withstanding the stack load.
	31HA1/Y/0501 D/Müller/1683/10800/1200	For a composite IBC for liquids with a rigid plastics inner receptacle and a steel outer casing.
	11C/X/0102 S/Aurigny/9876/3000/910	For a wooden IBC for solids with an inner liner authorized for packing groups I, II and III solids.

¹ Distinguishing sign of the State of registration used on motor vehicles and trailers in international road traffic, e.g. in accordance with the Geneva Convention on Road Traffic of 1949 or the Vienna Convention on Road Traffic of 1968.

6.5.2.2 Additional marking

6.5.2.2.1 Each IBC shall bear the marks required in 6.5.2.1 and, in addition, the following information which may appear on a corrosion-resistant plate permanently attached in a place readily accessible for inspection:

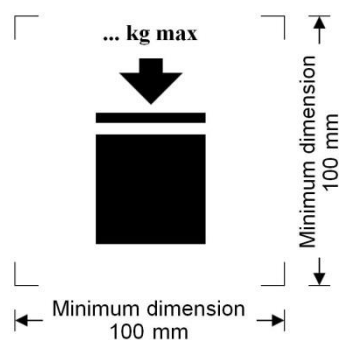
Additional marks	Category of IBC				
	Metal	Rigid plastics	Composite	Fibreboard	Wooden
Capacity in litres at 20 °C ^(a)	x	x	x		
Tare mass in kg ^(a)	x	x	x	x	x
Test (gauge) pressure, in kPa or bar ^(a) , if applicable		x	x		
Maximum filling / discharge pressure in kPa or bar ^(a) , if applicable	x	x	x		
Body material and its minimum thickness in mm	x				
Date of last leakproofness test, if applicable (month and year)	x	x	x		
Date of last inspection (month and year)	x	x	x		
Serial number of the manufacturer	x				
Maximum permitted stacking load ^(b)	x	x	x	x	x

(a) The unit used shall be indicated.

(b) See 6.5.2.2.2. This additional mark shall apply to all IBCs manufactured, repaired or remanufactured as from 1 January 2011 (see also 1.6.1.15).

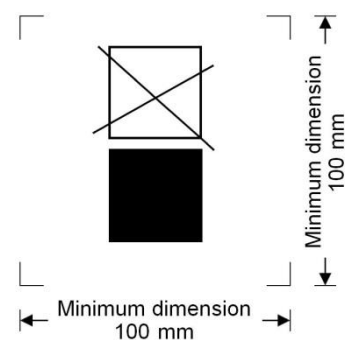
6.5.2.2.2 The maximum permitted stacking load applicable when the IBC is in use shall be displayed on a symbol as shown in Figure 6.5.2.2.2.1 or Figure 6.5.2.2.2.2. The symbol shall be durable and clearly visible.

Figure 6.5.2.2.2.1



IBCs capable of being stacked

Figure 6.5.2.2.2.2




IBCs NOT capable of being stacked

The minimum dimensions shall be 100 mm × 100 mm. The letters and numbers indicating the mass shall be at least 12 mm high. The area within the printer's marks indicated by the dimensional arrows shall be square. Where dimensions are not specified, all features shall be in approximate proportion to those shown. The mass marked above the symbol shall not exceed the load imposed during the design type test (see 6.5.6.6.4) divided by 1.8.

6.5.2.2.3 In addition to the marks required in 6.5.2.1, flexible IBCs may bear a pictogram indicating recommended lifting methods.

- 6.5.2.2.4** Inner receptacles that are of composite IBC design type shall be identified by the application of the marks indicated in 6.5.2.1.1 (b), (c), (d) where this date is that of the manufacture of the plastics inner receptacle, (e) and (f). The UN packaging symbol shall not be applied. The marks shall be applied in the sequence shown in 6.5.2.1.1. It shall be durable, legible and placed in a location so as to be readily visible when the inner receptacle is placed in the outer casing.

The date of the manufacture of the plastics inner receptacle may alternatively be marked on the inner receptacle adjacent to the remainder of the marks. In such a case, the two digits of the year in the mark and in the inner circle of the clock shall be identical. An example of an appropriate marking method is:



NOTE 1: Other methods that provide the minimum required information in a durable, visible and legible form are also acceptable.

2: The date of manufacture of the inner receptacle may be different from the marked date of manufacture (see 6.5.2.1), repair (see 6.5.4.5.3) or remanufacture (see 6.5.2.4) of the composite IBC.

- 6.5.2.2.5** Where a composite IBCs is designed in such a manner that the outer casing is intended to be dismantled for carriage when empty (such as for return of the IBC for reuse to the original consignor), each of the parts intended to be detached when so dismantled shall be marked with the month and year of manufacture and the name or symbol of the manufacturer and other identification of the IBC as specified by the competent authority (see 6.5.2.1.1 (f)).

6.5.2.3 Conformity to design type

The marks indicate that IBCs correspond to a successfully tested design type and that the requirements referred to in the certificate have been met.

6.5.2.4 Marking of remanufactured composite IBCs (31HZ1)

The marks specified in 6.5.2.1.1 and 6.5.2.2 shall be removed from the original IBC or made permanently illegible and new marks shall be applied to an IBC remanufactured in accordance with RID.

6.5.3 Construction requirements

6.5.3.1 General requirements

- 6.5.3.1.1** IBCs shall be resistant to or adequately protected from deterioration due to the external environment.
- 6.5.3.1.2** IBCs shall be so constructed and closed that none of the contents can escape under normal conditions of carriage including the effect of vibration, or by changes in temperature, humidity or pressure.
- 6.5.3.1.3** IBCs and their closures shall be constructed of materials compatible with their contents, or be protected internally, so that they are not liable:
- (a) To be attacked by the contents so as to make their use dangerous;
 - (b) To cause the contents to react or decompose, or form harmful or dangerous compounds with the IBCs.
- 6.5.3.1.4** Gaskets, where used, shall be made of materials not subject to attack by the contents of the IBCs.
- 6.5.3.1.5** All service equipment shall be so positioned or protected as to minimize the risk of escape of the contents owing to damage during handling and carriage.
- 6.5.3.1.6** IBCs, their attachments and their service and structural equipment shall be designed to withstand, without loss of contents, the internal pressure of the contents and the stresses of normal handling and carriage. IBCs intended for stacking shall be designed for stacking. Any lifting or securing features of IBCs shall be of sufficient strength to withstand the normal conditions of handling and carriage without gross distortion or failure and shall be so positioned that no undue stress is caused in any part of the IBC.
- 6.5.3.1.7** Where an IBC consists of a body within a framework it shall be so constructed that:
- (a) The body does not chafe or rub against the framework so as to cause material damage to the body;
 - (b) The body is retained within the framework at all times;
 - (c) The items of equipment are fixed in such a way that they cannot be damaged if the connections between body and frame allow relative expansion or movement.

6.5.3.1.8 Where a bottom discharge valve is fitted, it shall be capable of being made secure in the closed position and the whole discharge system shall be suitably protected from damage. Valves having lever closures shall be able to be secured against accidental opening and the open or closed position shall be readily apparent. For IBCs containing liquids, a secondary means of sealing the discharge aperture shall also be provided, e.g. a blank flange or equivalent device.

6.5.4 Testing, certification and inspection

6.5.4.1 *Quality assurance:* the IBCs shall be manufactured, remanufactured, repaired and tested under a quality assurance programme which satisfies the competent authority, in order to ensure that each manufactured, remanufactured or repaired IBC meets the requirements of this Chapter.

NOTE: ISO 16106:2006 "Packaging – Transport packages for dangerous goods – Dangerous goods packagings, intermediate bulk containers (IBCs) and large packagings – Guidelines for the application of ISO 9001" provides acceptable guidance on procedures which may be followed.

6.5.4.2 *Test requirements:* IBCs shall be subject to design type tests and, if applicable, to initial and periodic inspections and tests in accordance with 6.5.4.4.

6.5.4.3 *Certification:* in respect of each design type of IBC a certificate and mark (as in 6.5.2) shall be issued attesting that the design type, including its equipment, meets the test requirements.

6.5.4.4 Inspection and testing

NOTE: See also 6.5.4.5 for tests and inspections on repaired IBCs.

6.5.4.4.1 Every metal, rigid plastics and composite IBC shall be inspected to the satisfaction of the competent authority (a) before it is put into service (including after remanufactured), and thereafter at intervals not exceeding five years, with regard to:

- (i) conformity to design type including marks;
- (ii) internal and external condition;
- (iii) proper functioning of service equipment.

Thermal insulation, if any, need be removed only to the extent necessary for a proper examination of the body of the IBC.

(b) at intervals of not more than two and a half years, with regard to:

- (i) external condition;
- (ii) proper functioning of service equipment.

Thermal insulation, if any, need be removed only to the extent necessary for a proper examination of the body of the IBC.

Each IBC shall correspond in all respects to its design type.

6.5.4.4.2 Every metal, rigid plastics and composite IBC for liquids, or for solids which are filled or discharged under pressure, shall undergo a suitable leakproofness test. This test is part of a quality assurance programme as stipulated in 6.5.4.1 which shows the capability of meeting the appropriate test level indicated in 6.5.6.7.3:

- (a) before it is first used for carriage;
- (b) at intervals of not more than two and a half years.

For this test the IBC shall be fitted with the primary bottom closure. The inner receptacle of a composite IBC may be tested without the outer casing, provided that the test results are not affected.

6.5.4.4.3 A report of each inspection and test shall be kept by the owner of the IBC at least until the next inspection or test. The report shall include the results of the inspection and test and shall identify the party performing the inspection and test (see also the marking requirements in 6.5.2.2.1).

6.5.4.4.4 The competent authority may at any time require proof, by tests in accordance with this Chapter, that IBCs meet the requirements of the design type tests.

6.5.4.5 Repaired IBCs

6.5.4.5.1 When an IBC is impaired as a result of impact (e.g. accident) or any other cause, it shall be repaired or otherwise maintained (see definition of "Routine maintenance of IBCs" in 1.2.1), so as to conform to the design type. The bodies of rigid plastics IBCs and the inner receptacles of composite IBCs that are impaired shall be replaced.

6.5.4.5.2 In addition to any other testing and inspection requirements in RID, an IBC shall be subjected to the full testing and inspection requirements set out in 6.5.4.4, and the required reports shall be prepared, whenever it is repaired.

- 6.5.4.5.3** The party performing the tests and inspections after the repair shall durably mark the IBC near the manufacturer's UN design type marks to show:
- (a) the State in which the tests and inspections were carried out;
 - (b) the name or authorized symbol of the party performing the tests and inspections; and
 - (c) the date (month, year) of the tests and inspections.

- 6.5.4.5.4** Test and inspections performed in accordance with 6.5.4.5.2 may be considered to satisfy the requirements for the two and a half and five year periodic tests and inspections.

6.5.5 Specific requirements for IBCs

6.5.5.1 Specific requirements for metal IBCs

- 6.5.5.1.1** These requirements apply to metal IBCs intended for the carriage of solids and liquids. There are three categories of metal IBCs:

- (a) those for solids which are filled or discharged by gravity (11A, 11B, 11N);
- (b) those for solids which are filled or discharged at a gauge pressure greater than 10 kPa (0.1 bar) (21A, 21B, 21N); and
- (c) those for liquids (31A, 31B, 31N).

- 6.5.5.1.2** Bodies shall be made of suitable ductile metal in which the weldability has been fully demonstrated. Welds shall be skilfully made and afford complete safety. Low-temperature performance of the material shall be taken into account when appropriate.

- 6.5.5.1.3** Care shall be taken to avoid damage by galvanic action due to the juxtaposition of dissimilar metals.

- 6.5.5.1.4** Aluminium IBCs intended for the carriage of flammable liquids shall have no movable parts, such as covers, closures, etc., made of unprotected steel liable to rust, which might cause a dangerous reaction by coming into frictional or percussive contact with the aluminium.

- 6.5.5.1.5** Metal IBCs shall be made of metals which meet the following requirements:

- (a) for steel the elongation at fracture, in %, shall not be less than $\frac{10000}{R_m}$ with an absolute minimum of 20%;
where R_m = guaranteed minimum tensile strength of the steel to be used, in N/mm²;
- (b) for aluminium and its alloy the elongation at fracture, in %, shall not be less than $\frac{10000}{6 R_m}$ with an absolute minimum of 8%.

Specimens used to determine the elongation at fracture shall be taken transversely to the direction of rolling and be so secured that:

$$L_0 = 5d \quad \text{or} \quad L_0 = 5,65 \sqrt{A},$$

where: L_0 = gauge length of the specimen before the test
 d = diameter
 A = cross-sectional area of test specimen.

- 6.5.5.1.6** Minimum wall thickness:

- (a) for a reference steel having a product of $R_m \times A_0 = 10\,000$, the wall thickness shall not be less than:

Capacity (C) in litres	Wall thickness (T) in mm			
	Types 11A, 11B, 11N		Types 21A, 21B, 21N, 31A, 31B, 31N	
	Unprotected	Protected	Unprotected	Protected
$C \leq 1000$	2.0	1.5	2.5	2.0
$1000 < C \leq 2000$	$T = C/2000 + 1.5$	$T = C/2000 + 1.0$	$T = C/2000 + 2.0$	$T = C/2000 + 1.5$
$2000 < C \leq 3000$	$T = C/2000 + 1.5$	$T = C/2000 + 1.0$	$T = C/1000 + 1.0$	$T = C/2000 + 1.5$

where: A_0 = minimum elongation (as a percentage) of the reference steel to be used on fracture under tensile stress (see 6.5.5.1.5);

- (b) for metals other than the reference steel described in (a), the minimum wall thickness is given by the following equivalence formula:

$$e_1 = \frac{21.4 \times e_0}{\sqrt[3]{R_{m1} \times A_1}}$$

where: e_1 = required equivalent wall thickness of the metal to be used (in mm);

- e_0 = required minimum wall thickness for the reference steel (in mm);
- R_{m1} = guaranteed minimum tensile strength of the metal to be used (in N/mm²) (see (c));
- A_1 = minimum elongation (as a percentage) of the metal to be used on fracture under tensile stress (see 6.5.5.1.5).

However, in no case shall the wall thickness be less than 1.5 mm.

- (c) For purposes of the calculation described in (b), the guaranteed minimum tensile strength of the metal to be used (R_{m1}) shall be the minimum value according to national or international material standards. However, for austenitic steels, the specified value for R_m according to the material standards may be increased by up to 15% when a greater value is attested in the material inspection certificate. When no material standard exists for the material in question, the value of R_m shall be the minimum value attested in the material inspection certificate.

- 6.5.5.1.7** Pressure-relief requirements: IBCs for liquids shall be capable of releasing a sufficient amount of vapour in the event of fire engulfment to ensure that no rupture of the body will occur. This can be achieved by conventional pressure relief devices or by other constructional means. The start-to-discharge pressure shall not be higher than 65 kPa (0.65 bar) and no lower than the total gauge pressure experienced in the IBC (i.e. the vapour pressure of the filling substance plus the partial pressure of the air or other inert gases, minus 100 kPa (1 bar)) at 55 °C, determined on the basis of a maximum degree of filling as defined in 4.1.1.4. The required relief devices shall be fitted in the vapour space.

6.5.5.2 Specific requirements for flexible IBCs

- 6.5.5.2.1** These requirements apply to flexible IBCs of the following types:

- 13H1 woven plastics without coating or liner
- 13H2 woven plastics, coated
- 13H3 woven plastics with liner
- 13H4 woven plastics, coated and with liner
- 13H5 plastics film
- 13L1 textile without coating or liner
- 13L2 textile, coated
- 13L3 textile with liner
- 13L4 textile, coated and with liner
- 13M1 paper, multiwall
- 13M2 paper, multiwall, water resistant

Flexible IBCs are intended for the carriage of solids only.

- 6.5.5.2.2** Bodies shall be manufactured from suitable materials. The strength of the material and the construction of the flexible IBC shall be appropriate to its capacity and its intended use.
- 6.5.5.2.3** All materials used in the construction of flexible IBCs of types 13M1 and 13M2 shall, after complete immersion in water for not less than 24 hours, retain at least 85% of the tensile strength as measured originally on the material conditioned to equilibrium at 67% relative humidity or less.
- 6.5.5.2.4** Seams shall be formed by stitching, heat sealing, gluing or any equivalent method. All stitched seam-ends shall be secured.
- 6.5.5.2.5** Flexible IBCs shall provide adequate resistance to ageing and to degradation caused by ultraviolet radiation or the climatic conditions, or by the substance contained, thereby rendering them appropriate to their intended use.
- 6.5.5.2.6** For flexible plastics IBCs where protection against ultraviolet radiation is required, it shall be provided by the addition of carbon black or other suitable pigments or inhibitors. These additives shall be compatible with the contents and remain effective throughout the life of the body. Where use is made of carbon black, pigments or inhibitors other than those used in the manufacture of the tested design type, re-testing may be waived if changes in the carbon black content, the pigment content or the inhibitor content do not adversely affect the physical properties of the material of construction.
- 6.5.5.2.7** Additives may be incorporated into the material of the body to improve the resistance to ageing or to serve other purposes, provided that these do not adversely affect the physical or chemical properties of the material.
- 6.5.5.2.8** No material recovered from used receptacles shall be used in the manufacture of IBC bodies. Production residues or scrap from the same manufacturing process may, however, be used. Component parts such as fittings and pallet bases may also be used provided such components have not in any way been damaged in previous use.

- 6.5.5.2.9** When filled, the ratio of height to width shall be not more than 2:1.
- 6.5.5.2.10** The liner shall be made of a suitable material. The strength of the material used and the construction of the liner shall be appropriate to the capacity of the IBC and the intended use. Joins and closures shall be siftproof and capable of withstanding pressures and impacts liable to occur under normal conditions of handling and carriage.
- 6.5.5.3 Specific requirements for rigid plastics IBCs**
- 6.5.5.3.1** These requirements apply to rigid plastics IBCs for the carriage of solids or liquids. Rigid plastics IBCs are of the following types:
- 11H1 fitted with structural equipment designed to withstand the whole load when IBCs are stacked, for solids which are filled or discharged by gravity
 - 11H2 freestanding, for solids which are filled or discharged by gravity
 - 21H1 fitted with structural equipment designed to withstand the whole load when IBCs are stacked, for solids which are filled or discharged under pressure
 - 21H2 freestanding, for solids which are filled or discharged under pressure
 - 31H1 fitted with structural equipment designed to withstand the whole load when IBCs are stacked, for liquids
 - 31H2 freestanding, for liquids.
- 6.5.5.3.2** The body shall be manufactured from suitable plastics material of known specifications and be of adequate strength in relation to its capacity and its intended use. The material shall be adequately resistant to ageing and to degradation caused by the substance contained or, where relevant, by ultraviolet radiation. Low temperature performance shall be taken into account when appropriate. Any permeation of the substance contained shall not constitute a danger under normal conditions of carriage.
- 6.5.5.3.3** Where protection against ultraviolet radiation is required, it shall be provided by the addition of carbon black or other suitable pigments or inhibitors. These additives shall be compatible with the contents and remain effective throughout the life of the body. Where use is made of carbon black, pigments or inhibitors other than those used in the manufacture of the tested design type, re-testing may be waived if changes in the carbon black content, the pigment content or the inhibitor content do not adversely affect the physical properties of the material of construction.
- 6.5.5.3.4** Additives may be incorporated in the material of the body to improve the resistance to ageing or to serve other purposes, provided that these do not adversely affect the physical or chemical properties of the material.
- 6.5.5.3.5** No used material other than production residues or regrind from the same manufacturing process may be used in the manufacture of rigid plastics IBCs.
- 6.5.5.4 Specific requirements for composite IBCs with plastics inner receptacles**
- 6.5.5.4.1** These requirements apply to composite IBCs for the carriage of solids and liquids of the following types:
- 11HZ1 Composite IBCs with a rigid plastics inner receptacle, for solids filled or discharged by gravity
 - 11HZ2 Composite IBCs with a flexible plastics inner receptacle, for solids filled or discharged by gravity
 - 21HZ1 Composite IBCs with a rigid plastics inner receptacle, for solids filled or discharged under pressure
 - 21HZ2 Composite IBCs with a flexible plastics inner receptacle, for solids filled or discharged under pressure
 - 31HZ1 Composite IBCs with a rigid plastics inner receptacle, for liquids
 - 31HZ2 Composite IBCs with a flexible plastics inner receptacle, for liquids.
- This code shall be completed by replacing the letter Z by a capital letter in accordance with 6.5.1.4.1 (b) to indicate the nature of the material used for the outer casing.
- 6.5.5.4.2** The inner receptacle is not intended to perform a containment function without its outer casing. A "rigid" inner receptacle is a receptacle which retains its general shape when empty without closures in place and without benefit of the outer casing. Any inner receptacle that is not "rigid" is considered to be "flexible".
- 6.5.5.4.3** The outer casing normally consists of rigid material formed so as to protect the inner receptacle from physical damage during handling and carriage but is not intended to perform the containment function. It includes the base pallet where appropriate.
- 6.5.5.4.4** A composite IBC with a fully enclosing outer casing shall be so designed that the integrity of the inner receptacle may be readily assessed following the leakproofness and hydraulic pressure tests.
- 6.5.5.4.5** IBCs of type 31HZ2 shall be limited to a capacity of not more than 1 250 litres.

- 6.5.5.4.6** The inner receptacle shall be manufactured from suitable plastics material of known specifications and be of adequate strength in relation to its capacity and its intended use. The material shall be adequately resistant to ageing and to degradation caused by the substance contained or, where relevant, by ultraviolet radiation. Low temperature performance shall be taken into account when appropriate. Any permeation of the substance contained shall not constitute a danger under normal conditions of carriage.
- 6.5.5.4.7** Where protection against ultraviolet radiation is required, it shall be provided by the addition of carbon black or other suitable pigments or inhibitors. These additives shall be compatible with the contents and remain effective throughout the life of the inner receptacle. Where use is made of carbon black, pigments or inhibitors, other than those used in the manufacture of the tested design type, retesting may be waived if changes in carbon black content, the pigment content or the inhibitor content do not adversely affect the physical properties of the material of construction.
- 6.5.5.4.8** Additives may be incorporated in the material of the inner receptacle to improve the resistance to ageing or to serve other purposes, provided that these do not adversely affect the physical or chemical properties of the material.
- 6.5.5.4.9** No used material other than production residues or regrind from the same manufacturing process may be used in the manufacture of inner receptacles.
- 6.5.5.4.10** The inner receptacle of IBCs type 31HZ2 shall consist of at least three plies of film.
- 6.5.5.4.11** The strength of the material and the construction of the outer casing shall be appropriate to the capacity of the composite IBC and its intended use.
- 6.5.5.4.12** The outer casing shall be free of any projection that might damage the inner receptacle.
- 6.5.5.4.13** Metal outer casings shall be constructed of a suitable metal of adequate thickness.
- 6.5.5.4.14** Outer casings of natural wood shall be of well seasoned wood, commercially dry and free from defects that would materially lessen the strength of any part of the casing. The tops and bottoms may be made of water resistant reconstituted wood such as hardboard, particle board or other suitable type.
- 6.5.5.4.15** Outer casings of plywood shall be made of well seasoned rotary cut, sliced or sawn veneer, commercially dry and free from defects that would materially lessen the strength of the casing. All adjacent plies shall be glued with water resistant adhesive. Other suitable materials may be used with plywood for the construction of casings. Casings shall be firmly nailed or secured to corner posts or ends or be assembled by equally suitable devices.
- 6.5.5.4.16** The walls of outer casings of reconstituted wood shall be made of water resistant reconstituted wood such as hardboard, particle board or other suitable type. Other parts of the casings may be made of other suitable material.
- 6.5.5.4.17** For fibreboard outer casings, strong and good quality solid or double-faced corrugated fibreboard (single or multiwall) shall be used appropriate to the capacity of the casing and to its intended use. The water resistance of the outer surface shall be such that the increase in mass, as determined in a test carried out over 30 minutes by the Cobb method of determining water absorption, is not greater than 155 g/m² (see ISO 535:1991). It shall have proper bending qualities. Fibreboard shall be cut, creased without scoring, and slotted so as to permit assembly without cracking, surface breaks or undue bending. The fluting of corrugated fibreboard shall be firmly glued to the facings.
- 6.5.5.4.18** The ends of fibreboard outer casings may have a wooden frame or be entirely of wood. Reinforcements of wooden battens may be used.
- 6.5.5.4.19** Manufacturing joints in the fibreboard outer casing shall be taped, lapped and glued, or lapped and stitched with metal staples. Lapped joints shall have an appropriate overlap. Where closing is effected by gluing or taping, a water resistant adhesive shall be used.
- 6.5.5.4.20** Where the outer casing is of plastics material, the relevant requirements of 6.5.5.4.6 to 6.5.5.4.9 apply, on the understanding that, in this case, the requirements applicable to the inner receptacle are applicable to the outer casing of composite IBCs.
- 6.5.5.4.21** The outer casing of an IBC type 31HZ2 shall enclose the inner receptacle on all sides.
- 6.5.5.4.22** Any integral pallet base forming part of an IBC or any detachable pallet shall be suitable for mechanical handling with the IBC filled to its maximum permissible gross mass.
- 6.5.5.4.23** The pallet or integral base shall be designed so as to avoid any protrusion of the base of the IBC that might be liable to damage in handling.
- 6.5.5.4.24** The outer casing shall be secured to any detachable pallet to ensure stability in handling and carriage. Where a detachable pallet is used, its top surface shall be free from sharp protrusions that might damage the IBC.

- 6.5.5.4.25** Strengthening devices such as timber supports to increase stacking performance may be used but shall be external to the inner receptacle.
- 6.5.5.4.26** Where IBCs are intended for stacking, the bearing surface shall be such as to distribute the load in a safe manner. Such IBCs shall be designed so that the load is not supported by the inner receptacle.
- 6.5.5.5 Specific requirements for fibreboard IBCs**
- 6.5.5.5.1** These requirements apply to fibreboard IBCs for the carriage of solids which are filled or discharged by gravity. Fibreboard IBCs are of the following type: 11G.
- 6.5.5.5.2** Fibreboard IBCs shall not incorporate top lifting devices.
- 6.5.5.5.3** The body shall be made of strong and good quality solid or double-faced corrugated fibreboard (single or multiwall), appropriate to the capacity of the IBC and to its intended use. The water resistance of the outer surface shall be such that the increase in mass, as determined in a test carried out over a period of 30 minutes by the Cobb method of determining water absorption, is not greater than 155 g/m² (see ISO 535:1991). It shall have proper bending qualities. Fibreboard shall be cut, creased without scoring, and slotted so as to permit assembly without cracking, surface breaks or undue bending. The fluting or corrugated fibreboard shall be firmly glued to the facings.
- 6.5.5.5.4** The walls, including top and bottom, shall have a minimum puncture resistance of 15 J measured according to ISO 3036:1975.
- 6.5.5.5.5** Manufacturing joints in the body of IBCs shall be made with an appropriate overlap and shall be taped, glued, stitched with metal staples or fastened by other means at least equally effective. Where joints are effected by gluing or taping, a water resistant adhesive shall be used. Metal staples shall pass completely through all pieces to be fastened and be formed or protected so that any inner liner cannot be abraded or punctured by them.
- 6.5.5.5.6** The liner shall be made of a suitable material. The strength of the material used and the construction of the liner shall be appropriate to the capacity of the IBC and the intended use. Joints and closures shall be siftproof and capable of withstanding pressures and impacts liable to occur under normal conditions of handling and carriage.
- 6.5.5.5.7** Any integral pallet base forming part of an IBC or any detachable pallet shall be suitable for mechanical handling with the IBC filled to its maximum permissible gross mass.
- 6.5.5.5.8** The pallet or integral base shall be designed so as to avoid any protrusion of the base of the IBC that might be liable to damage in handling.
- 6.5.5.5.9** The body shall be secured to any detachable pallet to ensure stability in handling and carriage. Where a detachable pallet is used, its top surface shall be free from sharp protrusions that might damage the IBC.
- 6.5.5.5.10** Strengthening devices such as timber supports to increase stacking performance may be used but shall be external to the liner.
- 6.5.5.5.11** Where IBCs are intended for stacking, the bearing surface shall be such as to distribute the load in a safe manner.
- 6.5.5.6 Specific requirements for wooden IBCs**
- 6.5.5.6.1** These requirements apply to wooden IBCs for the carriage of solids which are filled or discharged by gravity. Wooden IBCs are of the following types:
11C Natural wood with inner liner
11D Plywood with inner liner
11F Reconstituted wood with inner liner.
- 6.5.5.6.2** Wooden IBCs shall not incorporate top lifting devices.
- 6.5.5.6.3** The strength of the materials used and the method of construction of the body shall be appropriate to the capacity and intended use of the IBC.
- 6.5.5.6.4** Natural wood shall be well seasoned, commercially dry and free from defects that would materially lessen the strength of any part of the IBC. Each part of the IBC shall consist of one piece or be equivalent thereto. Parts are considered equivalent to one piece when a suitable method of glued assembly is used (as for instance Lindermann joint, tongue and groove joint, ship lap or rabbet joint); or butt joint with at least two corrugated metal fasteners at each joint, or when other methods at least equally effective are used.

- 6.5.5.6.5** Bodies of plywood shall be at least 3-ply. They shall be made of well seasoned rotary cut, sliced or sawn veneer, commercially dry and free from defects that would materially lessen the strength of the body. All adjacent plies shall be glued with water resistant adhesive. Other suitable materials may be used with plywood for the construction of the body.
- 6.5.5.6.6** Bodies of reconstituted wood shall be made of water resistant reconstituted wood such as hardboard, particle board or other suitable type.
- 6.5.5.6.7** IBCs shall be firmly nailed or secured to corner posts or ends or be assembled by equally suitable devices.
- 6.5.5.6.8** The liner shall be made of a suitable material. The strength of the material used and the construction of the liner shall be appropriate to the capacity of the IBC and the intended use. Joins and closures shall be siftproof and capable of withstanding pressures and impacts liable to occur under normal conditions of handling and carriage.
- 6.5.5.6.9** Any integral pallet base forming part of an IBC or any detachable pallet shall be suitable for mechanical handling with the IBC filled to its maximum permissible gross mass.
- 6.5.5.6.10** The pallet or integral base shall be designed so as to avoid any protrusion of the base of the IBC that might be liable to damage in handling.
- 6.5.5.6.11** The body shall be secured to any detachable pallet to ensure stability in handling and carriage. Where a detachable pallet is used, its top surface shall be free from sharp protrusions that might damage the IBC.
- 6.5.5.6.12** Strengthening devices such as timber supports to increase stacking performance may be used but shall be external to the liner.
- 6.5.5.6.13** Where IBCs are intended for stacking, the bearing surface shall be such as to distribute the load in a safe manner.
- 6.5.6 Test requirements for IBCs**
- 6.5.6.1 Performance and frequency of tests**
- 6.5.6.1.1** Each IBC design type shall successfully pass the tests prescribed in this Chapter before being used and being approved by the competent authority allowing the allocation of the mark. An IBC design type is defined by the design, size, material and thickness, manner of construction and means of filling and discharging but may include various surface treatments. It also includes IBCs which differ from the design type only in their lesser external dimensions.
- 6.5.6.1.2** Tests shall be carried out on IBCs prepared for carriage. IBCs shall be filled as indicated in the relevant sections. The substances to be carried in the IBCs may be replaced by other substances except where this would invalidate the results of the tests. For solids, when another substance is used it shall have the same physical characteristics (mass, grain size, etc.) as the substance to be carried. It is permissible to use additives, such as bags of lead shot, to achieve the requisite total package mass, so long as they are placed so that the test results are not affected.
- 6.5.6.2 Design type tests**
- 6.5.6.2.1** One IBC of each design type, size, wall thickness and manner of construction shall be submitted to the tests listed in the order shown in 6.5.6.3.7 and as set out in 6.5.6.4 to 6.5.6.13. These design type tests shall be carried out as required by the competent authority.
- 6.5.6.2.2** To prove sufficient chemical compatibility with the contained goods or standard liquids in accordance with 6.5.6.3.3 or 6.5.6.3.5 for rigid plastics IBCs of type 31H2 and for composite IBCs of types 31HH1 and 31HH2, a second IBC may be used when the IBCs are designed to be stacked. In such case both IBCs shall be subjected to a preliminary storage.
- 6.5.6.2.3** The competent authority may permit the selective testing of IBCs which differ only in minor respects from a tested type, e.g. with small reductions in external dimensions.
- 6.5.6.2.4** If detachable pallets are used in the tests, the test report issued in accordance with 6.5.6.14 shall include a technical description of the pallets used.

6.5.6.3 Preparation of IBCs for testing

6.5.6.3.1 Paper and fibreboard IBCs and composite IBCs with fibreboard outer casings shall be conditioned for at least 24 hours in an atmosphere having a controlled temperature and relative humidity (r.h.). There are three options, one of which shall be chosen. The preferred atmosphere is $23\text{ }^{\circ}\text{C} \pm 2\text{ }^{\circ}\text{C}$ and $50\% \pm 2\%$ r.h. The two other options are $20\text{ }^{\circ}\text{C} \pm 2\text{ }^{\circ}\text{C}$ and $65\% \pm 2\%$ r.h.; or $27\text{ }^{\circ}\text{C} \pm 2\text{ }^{\circ}\text{C}$ and $65\% \pm 2\%$ r.h.

NOTE: Average values shall fall within these limits. Short-term fluctuations and measurement limitations may cause individual measurements to vary by up to $\pm 5\%$ relative humidity without significant impairment of test reproducibility.

6.5.6.3.2 Additional steps shall be taken to ascertain that the plastics material used in the manufacture of rigid plastics IBCs (types 31H1 and 31H2) and composite IBCs (types 31HZ1 and 31HZ2) complies respectively with the requirements in 6.5.5.3.2 to 6.5.5.3.4 and 6.5.5.4.6 to 6.5.5.4.9.

6.5.6.3.3 To prove there is sufficient chemical compatibility with the contained goods, the sample IBC shall be subjected to a preliminary storage for six months, during which the samples shall remain filled with the substances they are intended to contain or with substances which are known to have at least as severe a stress-cracking, weakening or molecular degradation influence on the plastics materials in question, and after which the samples shall be submitted to the applicable tests listed in the table in 6.5.6.3.7.

6.5.6.3.4 Where the satisfactory behaviour of the plastics material has been established by other means, the above compatibility test may be dispensed with. Such procedures shall be at least equivalent to the above compatibility test and recognized by the competent authority.

6.5.6.3.5 For polyethylene rigid plastics IBCs (types 31H1 and 31H2) in accordance with 6.5.5.3 and composite IBCs with polyethylene inner receptacle (types 31HZ1 and 31HZ2) in accordance with 6.5.5.4, chemical compatibility with filling liquids assimilated in accordance with 4.1.1.21 may be verified as follows with standard liquids (see 6.1.6).

The standard liquids are representative for the processes of deterioration on polyethylene, as there are softening through swelling, cracking under stress, molecular degradation and combinations thereof.

The sufficient chemical compatibility of the IBCs may be verified by storage of the required test samples for three weeks at $40\text{ }^{\circ}\text{C}$ with the appropriate standard liquid(s); where this standard liquid is water, storage in accordance with this procedure is not required. Storage is not required either for test samples which are used for the stacking test in case of the standard liquids wetting solution and acetic acid. After this storage, the test samples shall undergo the tests prescribed in 6.5.6.4 to 6.5.6.9.

The compatibility test for tert-Butyl hydroperoxide with more than 40% peroxide content and peroxyacetic acids of Class 5.2 shall not be carried out using standard liquids. For these substances, sufficient chemical compatibility of the test samples shall be verified during a storage period of six months at ambient temperature with the substances they are intended to carry.

Results of the procedure in accordance with this paragraph from polyethylene IBCs can be approved for an equal design type, the internal surface of which is fluorinated.

6.5.6.3.6 For IBC design types, made of polyethylene, as specified in 6.5.6.3.5, which have passed the test in 6.5.6.3.5, the chemical compatibility with filling substances may also be verified by laboratory tests² proving that the effect of such filling substances on the test specimens is less than that of the appropriate standard liquid(s) taking into account the relevant processes of deterioration. The same conditions as those set out in 4.1.1.21 shall apply with respect to relative density and vapour pressure.

6.5.6.3.7 Design type tests required and sequential order

Type of IBC	Vibration ^(f)	Bottom lift	Top lift ^(a)	Stacking ^(b)	Leak-proofness	Hydraulic pressure	Drop	Tear	Topple	Righting ^(c)
Metal: 11A, 11B, 11N	—	1st ^(a)	2nd	3rd	—	—	4th ^(e)	—	—	—

² Laboratory tests for the proof of the chemical compatibility of polyethylene according to 6.5.6.3.5 proving that the effect of filling substances (substances, mixtures and preparations) is less than that of the standard liquids set out in 6.1.6 see guidelines in the non-legally binding part of RID published by the Secretariat of OTIF.

Type of IBC	Vibration ^(f)	Bottom lift	Top lift ^(a)	Stacking ^(b)	Leak-proofness	Hydraulic pressure	Drop	Tear	Topple	Righting ^(c)
21A, 21B, 21N	—	1st ^(a)	2nd	3rd	4th	5th	6th ^(e)	—	—	—
31A, 31B, 31N	1st	2nd ^(a)	3rd	4th	5th	6th	7th ^(e)	—	—	—
Flexible ^(d)	—	—	x ^(c)	x	—	—	x	x	x	x
Rigid plastics: 11H1, 11H2	—	1st ^(a)	2nd	3rd	—	—	4th	—	—	—
21H1, 21H2	—	1st ^(a)	2nd	3rd	4th	5th	6th	—	—	—
Type of IBC	Vibration ^(f)	Bottom lift	Top lift ^(a)	Stacking ^(b)	Leak-proofness	Hydraulic pressure	Drop	Tear	Topple	Righting ^(c)
31H1, 31H2	1st	2nd ^(a)	3rd	4th ^(g)	5th	6th	7th	—	—	—
Composite: 11HZ1, 11HZ2	—	1st ^(a)	2nd	3rd	—	—	4th ^(e)	—	—	—
21HZ1, 21HZ2	—	1st ^(a)	2nd	3rd	4th	5th	6th ^(e)	—	—	—
31HZ1, 31HZ2	1st	2nd ^(a)	3rd	4th ^(g)	5th	6th	7th ^(e)	—	—	—
Fibreboard	—	1st	—	2nd	—	—	3rd	—	—	—
Wooden	—	1st	—	2nd	—	—	3rd	—	—	—

^(a) When IBCs are designed for this method of handling.

^(b) When IBCs are designed to be stacked.

^(c) When IBCs are designed to be lifted from the top or the side.

^(d) Required test indicated by x; an IBC which has passed one test may be used for other tests, in any order.

^(e) Another IBC of the same design may be used for the drop test.

^(f) Another IBC of the same design may be used for the vibration test.

^(g) The second IBC in accordance with 6.5.6.2.2 can be used out of the sequential order direct after the preliminary storage.

6.5.6.4 Bottom lift test

6.5.6.4.1 Applicability

For all fibreboard and wooden IBCs, and for all types of IBC which are fitted with means of lifting from the base, as a design type test.

6.5.6.4.2 Preparation of the IBC for test

The IBC shall be filled. A load shall be added and evenly distributed. The mass of the filled IBC and the load shall be 1.25 times the maximum permissible gross mass.

6.5.6.4.3 Method of testing

The IBC shall be raised and lowered twice by a lift truck with the forks centrally positioned and spaced at three quarters of the dimension of the side of entry (unless the points of entry are fixed). The forks shall penetrate to three quarters of the direction of entry. The test shall be repeated from each possible direction of entry.

6.5.6.4.4 Criteria for passing the test

No permanent deformation which renders the IBC, including the base pallet, if any, unsafe for carriage and no loss of contents.

6.5.6.5 Top lift test

6.5.6.5.1 Applicability

For all types of IBC which are designed to be lifted from the top and for flexible IBCs designed to be lifted from the top or the side, as a design type test.

6.5.6.5.2 Preparation of the IBC for test

Metal, rigid plastics and composite IBCs shall be filled. A load shall be added and evenly distributed. The mass of the filled IBC and the load shall be twice the maximum permissible gross mass. Flexible IBCs shall be filled with a representative material and then shall be loaded to six times their maximum permissible gross mass, the load being evenly distributed.

6.5.6.5.3 Methods of testing

Metal and flexible IBCs shall be lifted in the manner for which they are designed until clear of the floor and maintained in that position for a period of five minutes.

Rigid plastics and composite IBCs shall be lifted:

- (a) by each pair of diagonally opposite lifting devices, so that the hoisting forces are applied vertically, for a period of five minutes; and
- (b) by each pair of diagonally opposite lifting devices, so that the hoisting forces are applied toward the centre at 45° to the vertical, for a period of five minutes.

6.5.6.5.4 Other methods of top lift testing and preparation at least equally effective may be used for flexible IBCs.

6.5.6.5.5 Criteria for passing the test

- (a) Metal, rigid plastics and composite IBCs: the IBC remains safe for normal conditions of carriage, there is no observable permanent deformation of the IBC, including the base pallet, if any, and no loss of contents;
- (b) Flexible IBCs: no damage to the IBC or its lifting devices which renders the IBC unsafe for carriage or handling and no loss of contents.

6.5.6.6 Stacking test

6.5.6.6.1 Applicability

For all types of IBC which are designed to be stacked on each other, as a design type test.

6.5.6.6.2 Preparation of the IBC for test

The IBC shall be filled to its maximum permissible gross mass. If the specific gravity of the product being used for testing makes this impracticable, the IBC shall additionally be loaded so that it is tested at its maximum permissible gross mass the load being evenly distributed.

6.5.6.6.3 Method of testing

- (a) The IBC shall be placed on its base on level hard ground and subjected to a uniformly distributed superimposed test load (see 6.5.6.6.4). For rigid plastics IBCs of type 31H2 and composite IBCs of types 31HH1 and 31HH2, a stacking test shall be carried out with the original filling substance or a standard liquid (see 6.1.6) in accordance with 6.5.6.3.3 or 6.5.6.3.5 using the second IBC in accordance with 6.5.6.2.2 after the preliminary storage. IBCs shall be subjected to the test load for a period of at least:
 - (i) 5 minutes, for metal IBCs;
 - (ii) 28 days at 40 °C, for rigid plastics IBCs of types 11H2, 21H2 and 31H2 and for composite IBCs with outer casings of plastics material which bear the stacking load (i.e., types 11HH1, 11HH2, 21HH1, 21HH2, 31HH1 and 31HH2);
 - (iii) 24 hours, for all other types of IBCs;
- (b) The load shall be applied by one of the following methods:
 - (i) one or more IBCs of the same type filled to the maximum permissible gross mass stacked on the test IBC;
 - (ii) appropriate weights loaded on to either a flat plate or a reproduction of the base of the IBC, which is stacked on the test IBC.

6.5.6.6.4 Calculation of superimposed test load

The load to be placed on the IBC shall be 1.8 times the combined maximum permissible gross mass of the number of similar IBCs that may be stacked on top of the IBC during carriage.

- 6.5.6.6.5** Criteria for passing the test
- (a) All types of IBCs other than flexible IBCs: no permanent deformation which renders the IBC including the base pallet, if any, unsafe for carriage and no loss of contents.
 - (b) Flexible IBCs: no deterioration of the body which renders the IBC unsafe for carriage and no loss of contents.
- 6.5.6.7 Leakproofness test**
- 6.5.6.7.1** Applicability
- For those types of IBC used for liquids or for solids filled or discharged under pressure, as a design type test and periodic test.
- 6.5.6.7.2** Preparation of the IBC for test
- The test shall be carried out before the fitting of any thermal insulation equipment. Vented closures shall either be replaced by similar non-vented closures or the vent shall be sealed.
- 6.5.6.7.3** Method of testing and pressure to be applied
- The test shall be carried out for a period of at least 10 minutes using air at a gauge pressure of not less than 20 kPa (0.2 bar). The air tightness of the IBC shall be determined by a suitable method such as by air-pressure differential test or by immersing the IBC in water or, for metal IBCs, by coating the seams and joints with a soap solution. In the case of immersing a correction factor shall be applied for the hydrostatic pressure.
- 6.5.6.7.4** Criterion for passing the test
- No leakage of air.
- 6.5.6.8 Internal pressure (hydraulic) test**
- 6.5.6.8.1** Applicability
- For those types of IBCs used for liquids or for solids filled or discharged under pressure, as a design type test.
- 6.5.6.8.2** Preparation of the IBC for test
- The test shall be carried out before the fitting of any thermal insulation equipment.
- Pressure-relief devices shall be removed and their apertures plugged, or shall be rendered inoperative.
- 6.5.6.8.3** Method of testing
- The test shall be carried out for a period of at least 10 minutes applying a hydraulic pressure not less than that indicated in 6.5.6.8.4. The IBCs shall not be mechanically restrained during the test.
- 6.5.6.8.4** Pressures to be applied
- 6.5.6.8.4.1** Metal IBCs:
- (a) For IBCs of types 21A, 21B and 21N, for packing group I solids, a 250 kPa (2.5 bar) gauge pressure;
 - (b) For IBCs of types 21A, 21B, 21N, 31A, 31B and 31N, for packing groups II or III substances, a 200 kPa (2 bar) gauge pressure;
 - (c) In addition, for IBCs of types 31A, 31B and 31N, a 65kPa (0.65 bar) gauge pressure. This test shall be performed before the 200 kPa (2 bar) test.
- 6.5.6.8.4.2** Rigid plastics and composite IBCs:
- (a) For IBCs of types 21H1, 21H2, 21HZ1 and 21HZ2: 75 kPa (0.75 bar) (gauge);
 - (b) For IBCs of types 31H1, 31H2, 31HZ1 and 31HZ2: whichever is the greater of two values, the first as determined by one of the following methods:
 - (i) the total gauge pressure measured in the IBC (i.e. the vapour pressure of the filling substance and the partial pressure of the air or other inert gases, minus 100 kPa) at 55 °C multiplied by a safety factor of 1.5; this total gauge pressure shall be determined on the basis of a maximum degree of filling in accordance with 4.1.1.4 and a filling temperature of 15 °C;
 - (ii) 1.75 times the vapour pressure at 50 °C of the substance to be carried minus 100 kPa, but with a minimum test pressure of 100 kPa;
 - (iii) 1.5 times the vapour pressure at 55 °C of the substance to be carried minus 100 kPa, but with a minimum test pressure of 100 kPa;
 and the second as determined by the following method:

- (iv) twice the static pressure of the substance to be carried, with a minimum of twice the static pressure of water;

6.5.6.8.5 Criteria for passing the test(s):

- (a) For IBCs of types 21A, 21B, 21N, 31A, 31B and 31N, when subjected to the test pressure specified in 6.5.6.8.4.1 (a) or (b): no leakage;
- (b) For IBCs of types 31A, 31B and 31N, when subjected to the test pressure specified in 6.5.6.8.4.1 (c): no permanent deformation which renders the IBC unsafe for carriage and no leakage;
- (c) For rigid plastics and composite IBCs: no permanent deformation which would render the IBC unsafe for carriage and no leakage.

6.5.6.9 **Drop test**

6.5.6.9.1 Applicability

For all types of IBCs, as a design type test.

6.5.6.9.2 Preparation of the IBC for test

- (a) Metal IBCs: the IBC shall be filled to not less than 95% of its maximum capacity for solids or 98% of its maximum capacity for liquids. Pressure-relief devices shall be removed and their apertures plugged, or shall be rendered inoperative;
- (b) Flexible IBCs: the IBC shall be filled to the maximum permissible gross mass, the contents being evenly distributed;
- (c) Rigid plastics and composite IBCs: the IBC shall be filled to not less than 95% of its maximum capacity for solids or 98% of its maximum capacity for liquids. Arrangements provided for pressure relief may be removed and plugged or rendered inoperative. Testing of IBCs shall be carried out when the temperature of the test sample and its contents has been reduced to minus 18 °C or lower. Where test samples of composite IBCs are prepared in this way the conditioning specified in 6.5.6.3.1 may be waived. Test liquids shall be kept in the liquid state, if necessary by the addition of anti-freeze. This conditioning may be disregarded if the materials in question are of sufficient ductility and tensile strength at low temperatures;
- (d) Fibreboard and wooden IBCs: The IBC shall be filled to not less than 95% of its maximum capacity.

6.5.6.9.3 Method of testing

The IBC shall be dropped on its base onto a non-resilient, horizontal, flat, massive and rigid surface in conformity with the requirements of 6.1.5.3.4, in such a manner as to ensure that the point of impact is that part of the base of the IBC considered to be the most vulnerable. IBCs of 0.45 m³ or less capacity shall also be dropped:

- (a) Metal IBCs: on the most vulnerable part other than the part of the base tested in the first drop;
- (b) Flexible IBCs: on the most vulnerable side;
- (c) Rigid plastics, composite, fibreboard and wooden IBCs: flat on a side, flat on the top and on a corner.

The same IBC or a different IBC of the same design may be used for each drop.

6.5.6.9.4 Drop height

For solids and liquids, if the test is performed with the solid or liquid to be carried or with another substance having essentially the same physical characteristics:

Packing group I	Packing group II	Packing group III
1.8 m	1.2 m	0.8 m

For liquids if the test is performed with water:

- (a) Where the substances to be carried have a relative density not exceeding 1.2:

Packing group II	Packing group III
1.2 m	0.8 m

- (b) Where the substances to be carried have a relative density exceeding 1.2, the drop heights shall be calculated on the basis of the relative density (d) of the substance to be carried rounded up to the first decimal as follows:

Packing group II	Packing group III
d x 1.0 m	d x 0.67 m

- 6.5.6.9.5** Criteria for passing the test(s):
- (a) Metal IBCs: no loss of contents;
 - (b) Flexible IBCs: no loss of contents. A slight discharge, e.g. from closures or stitch holes, upon impact shall not be considered to be a failure of the IBC provided that no further leakage occurs after the IBC has been raised clear of the ground;
 - (c) Rigid plastics, composite, fibreboard and wooden IBCs: no loss of contents. A slight discharge from a closure upon impact shall not be considered to be a failure of the IBC provided that no further leakage occurs;
 - (d) All IBCs: no damage which renders the IBC unsafe to be carried for salvage or for disposal, and no loss of contents. In addition, the IBC shall be capable of being lifted by an appropriate means until clear of the floor for five minutes.

NOTE: The criteria in (d) apply to design types for IBCs manufactured as from 1 January 2011.

6.5.6.10 Tear test

6.5.6.10.1 Applicability

For all types of flexible IBCs, as a design type test.

6.5.6.10.2 Preparation of the IBC for test

The IBC shall be filled to not less than 95% of its capacity and to its maximum permissible gross mass, the contents being evenly distributed.

6.5.6.10.3 Method of testing

Once the IBC is placed on the ground, a 100 mm knife score, completely penetrating the wall of a wide face, is made at a 45° angle to the principal axis of the IBC, halfway between the bottom surface and the top level of the contents. The IBC shall then be subjected to a uniformly distributed superimposed load equivalent to twice the maximum permissible gross mass. The load shall be applied for at least five minutes. An IBC which is designed to be lifted from the top or the side shall then, after removal of the superimposed load, be lifted clear of the floor and maintained in that position for a period of five minutes.

6.5.6.10.4 Criteria for passing the test

The cut shall not propagate more than 25% of its original length.

6.5.6.11 Topple test

6.5.6.11.1 Applicability

For all types of flexible IBC, as a design type test.

6.5.6.11.2 Preparation of the IBC for test

The IBC shall be filled to not less than 95% of its capacity and to its maximum permissible gross mass, the contents being evenly distributed.

6.5.6.11.3 Method of testing

The IBC shall be caused to topple on to any part of its top on to a rigid, non-resilient, smooth, flat and horizontal surface.

6.5.6.11.4 Topple height

Packing group I	Packing group II	Packing group III
1.8 m	1.2 m	0.8 m

6.5.6.11.5 Criteria for passing the test

No loss of contents. A slight discharge, e.g. from closures or stitch holes, upon impact shall not be considered to be a failure of the IBC provided that no further leakage occurs.

6.5.6.12 Righting test

6.5.6.12.1 Applicability

For all flexible IBCs designed to be lifted from the top or side, as a design type test.

6.5.6.12.2 Preparation of the IBC for test

The IBC shall be filled to not less than 95% of its capacity and to its maximum permissible gross mass, the contents being evenly distributed.

6.5.6.12.3 Method of testing

The IBC, lying on its side, shall be lifted at a speed of at least 0.1 m/s to upright position, clear of the floor, by one lifting device or by two lifting devices when four are provided.

6.5.6.12.4 Criteria for passing the test

No damage to the IBC or its lifting devices which renders the IBC unsafe for carriage or handling.

6.5.6.13 Vibration test

6.5.6.13.1 Applicability

For all IBCs used for liquids, as a design type test.

NOTE: This test applies to design types for IBCs manufactured after 31 December 2010 (see also 1.6.1.14).

6.5.6.13.2 Preparation of the IBC for test

A sample IBC shall be selected at random and shall be fitted and closed as for carriage. The IBC shall be filled with water to not less than 98% of its maximum capacity.

6.5.6.13.3 Test method and duration

6.5.6.13.3.1 The IBC shall be placed in the center of the test machine platform with a vertical sinusoidal, double amplitude (peak-to peak displacement) of 25 mm \pm 5%. If necessary, restraining devices shall be attached to the platform to prevent the specimen from moving horizontally off the platform without restricting vertical movement.

6.5.6.13.3.2 The test shall be conducted for one hour at a frequency that causes part of the base of the IBC to be momentarily raised from the vibrating platform for part of each cycle to such a degree that a metal shim can be completely inserted intermittently at, at least, one point between the base of the IBC and the test platform. The frequency may need to be adjusted after the initial set point to prevent the packaging from going into resonance. Nevertheless, the test frequency shall continue to allow placement of the metal shim under the IBC as described in this paragraph. The continuing ability to insert the metal shim is essential to passing the test. The metal shim used for this test shall be at least 1.6 mm thick, 50 mm wide, and be of sufficient length to be inserted between the IBC and the test platform a minimum of 100 mm to perform the test.

6.5.6.13.4 Criteria for passing the test

No leakage or rupture shall be observed. In addition, no breakage or failure of structural components, such as broken welds or failed fastenings, shall be observed.

6.5.6.14 Test report

6.5.6.14.1 A test report containing at least the following particulars shall be drawn up and shall be made available to the users of the IBC:

1. Name and address of the test facility;
2. Name and address of applicant (where appropriate);
3. A unique test report identification;
4. Date of the test report;
5. Manufacturer of the IBC;
6. Description of the IBC design type (e.g. dimensions, materials, closures, thickness, etc.) including method of manufacture (e.g. blow moulding) and which may include drawing(s) and/or photograph(s);
7. Maximum capacity;
8. Characteristics of test contents, e.g. viscosity and relative density for liquids and particle size for solids. For rigid plastics and composite IBCs subject to the hydraulic pressure test in 6.5.6.8, the temperature of the water used;
9. Test descriptions and results;
10. The test report shall be signed with the name and status of the signatory.

- 6.5.6.14.2** The test report shall contain statements that the IBC prepared as for carriage was tested in accordance with the appropriate requirements of this Chapter and that the use of other packaging methods or components may render it invalid. A copy of the test report shall be available to the competent authority.

Chapter 6.6 Requirements for the construction and testing of large packagings

6.6.1 General

6.6.1.1 The requirements of this Chapter do not apply to:

- packagings for Class 2, except large packagings for articles, including aerosols;
- packagings for Class 6.2, except large packagings for clinical waste of UN No. 3291;
- Class 7 packages containing radioactive material.

6.6.1.2 Large packagings shall be manufactured, tested and remanufactured under a quality assurance programme which satisfies the competent authority in order to ensure that each manufactured or remanufactured large packaging meets the requirements of this Chapter.

NOTE: ISO 16106:2006 "Packaging – Transport packages for dangerous goods – Dangerous goods packagings, intermediate bulk containers (IBCs) and large packagings – Guidelines for the application of ISO 9001" provides acceptable guidance on procedures which may be followed.

6.6.1.3 The specific requirements for large packagings in 6.6.4 are based on large packagings currently used. In order to take into account progress in science and technology, there is no objection to the use of large packagings having specifications different from those in 6.6.4 provided they are equally effective, acceptable to the competent authority and able successfully to withstand the tests described in 6.6.5. Methods of testing other than those described in RID are acceptable provided they are equivalent and are recognized by the competent authority.

6.6.1.4 Manufacturers and subsequent distributors of packagings shall provide information regarding procedures to be followed and a description of the types and dimensions of closures (including required gaskets) and any other components needed to ensure that packages as presented for carriage are capable of passing the applicable performance tests of this Chapter.

6.6.2 Code for designating types of large packagings


6.6.2.1 The code used for large packagings consist of:

- (a) Two Arabic numerals:
 - 50 for rigid large packagings; or
 - 51 for flexible large packagings; and
- (b) A capital letter in Latin character indicating the nature of the material, e.g. wood, steel etc. The capital letters used shall be those shown in 6.1.2.6.

6.6.2.2 The letters "T" or "W" may follow the Large Packaging code. The letter "T" signifies a large salvage packaging conforming to the requirements of 6.6.5.1.9. The letter "W" signifies that the large packaging, although of the same type indicated by the code, is manufactured to a specification different from those in 6.6.4 and is considered equivalent in accordance with the requirements in 6.6.1.3.

6.6.3 Marking

6.6.3.1 **Primary marking:** Each large packaging manufactured and intended for use in accordance with the provisions of RID shall bear marks which are durable, legible and placed in a location so as to be readily visible. Letters, numerals and symbols shall be at least 12 mm high and shall show:





- (a) The United Nations packaging symbol . This symbol shall not be used for any purpose other than certifying that a packaging, a flexible bulk container, a portable tank or an MEGC complies with the relevant requirements in Chapter 6.1, 6.2, 6.3, 6.5, 6.6, 6.7 or 6.11. For metal large packagings on which the marks are stamped or embossed, the capital letters "UN" may be applied instead of the symbol;
- (b) The number "50" designating a large rigid packaging or "51" for flexible large packagings, followed by the material type in accordance with 6.5.1.4.1 (b);
- (c) A capital letter designating the packing group(s) for which the design type has been approved:
 - X for packing groups I, II and III
 - Y for packing groups II and III
 - Z for packing group III only;
- (d) The month and year (last two digits) of manufacture;

- (e) The State authorizing the allocation of the mark; indicated by the distinguishing sign used on vehicles in international road traffic¹;
- (f) The name or symbol of the manufacturer and other identification of the large packagings as specified by the competent authority;
- (g) The stacking test load in kg. For large packagings not designed for stacking the figure "0" shall be shown;
- (h) The maximum permissible gross mass in kilograms.

The primary mark required above shall be applied in the sequence of the sub-paragraphs.

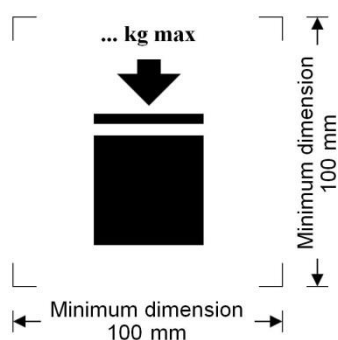
Each mark applied in accordance with (a) to (h) shall be clearly separated, e.g. by a slash or space, so as to be easily identifiable.

6.6.3.2 Examples of marking:

	50A/X/0501/N/PQRS 2500/1000	For a large steel packaging suitable for stacking; stacking load: 2500 kg; maximum gross mass: 1000 kg
	50AT/Y/05/01/B/PQRS 2500/1000	For a large steel salvage packaging suitable for stacking; stacking load: 2 500 kg; maximum gross mass: 1 000 kg
	50H/Y/0402/D/ABCD 987 0/800	For a large plastics packaging not suitable for stacking; maximum gross mass: 800 kg
	51H/Z/0601/S/1999 0/500	For a large flexible packaging not suitable for stacking; maximum gross mass: 500 kg

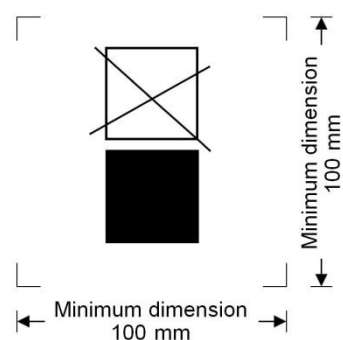
6.6.3.3 The maximum permitted stacking load applicable when the large packaging is in use shall be displayed on a symbol as shown in Figure 6.6.3.3.1 or Figure 6.6.3.3.2. The symbol shall be durable and clearly visible.

Figure 6.6.3.3.1



Large packagings capable of being stacked

Figure 6.6.3.3.2



Large packagings NOT capable of being stacked

The minimum dimensions shall be 100 mm × 100 mm. The letters and numbers indicating the mass shall be at least 12 mm high. The area within the printer's marks indicated by the dimensional arrows shall be square. Where dimensions are not specified, all features shall be in approximate proportion to those shown. The mass marked above the symbol shall not exceed the load imposed during the design type test (see 6.6.5.3.3.4) divided by 1.8.

¹ Distinguishing sign of the State of registration used on motor vehicles and trailers in international road traffic, e.g. in accordance with the Geneva Convention on Road Traffic of 1949 or the Vienna Convention on Road Traffic of 1968.

- 6.6.4 Specific requirements for large packagings**
- 6.6.4.1 Specific requirements for metal large packagings**
- 50A steel
50B aluminium
50N metal (other than steel or aluminium)
- 6.6.4.1.1** The large packaging shall be made of suitable ductile metal in which the weldability has been fully demonstrated. Welds shall be skilfully made and afford complete safety. Low-temperature performance shall be taken into account when appropriate.
- 6.6.4.1.2** Care shall be taken to avoid damage by galvanic action due to the juxtaposition of dissimilar metals.
- 6.6.4.2 Specific requirements for flexible material large packagings**
- 51H flexible plastics
51M flexible paper
- 6.6.4.2.1** The large packaging shall be manufactured from suitable materials. The strength of the material and the construction of the flexible large packagings shall be appropriate to its capacity and its intended use.
- 6.6.4.2.2** All materials used in the construction of flexible large packagings of types 51M shall, after complete immersion in water for not less than 24 hours, retain at least 85% of the tensile strength as measured originally on the material conditioned to equilibrium at 67% relative humidity or less.
- 6.6.4.2.3** Seams shall be formed by stitching, heat sealing, glueing or any equivalent method. All stitched seam-ends shall be secured.
- 6.6.4.2.4** Flexible large packagings shall provide adequate resistance to ageing and to degradation caused by ultraviolet radiation or the climatic conditions, or by the substance contained, thereby rendering them appropriate to their intended use.
- 6.6.4.2.5** For plastics flexible large packagings where protection against ultraviolet radiation is required, it shall be provided by the addition of carbon black or other suitable pigments or inhibitors. These additives shall be compatible with the contents and remain effective throughout the life of the large packaging. Where use is made of carbon black, pigments or inhibitors other than those used in the manufacture of the tested design type, re-testing may be waived if changes in the carbon black content, the pigment content or the inhibitor content do not adversely affect the physical properties of the material of construction.
- 6.6.4.2.6** Additives may be incorporated into the material of the large packaging to improve the resistance to ageing or to serve other purposes, provided that these do not adversely affect the physical or chemical properties of the material.
- 6.6.4.2.7** When filled, the ratio of height to width shall be not more than 2:1.
- 6.6.4.3 Specific requirements for plastics large packagings**
- 50H rigid plastics
- 6.6.4.3.1** The large packaging shall be manufactured from suitable plastics material of known specifications and be of adequate strength in relation to its capacity and its intended use. The material shall be adequately resistant to ageing and to degradation caused by the substance contained or, where relevant, by ultraviolet radiation. Low temperature performance shall be taken into account when appropriate. Any permeation of the substance contained shall not constitute a danger under normal conditions of carriage.
- 6.6.4.3.2** Where protection against ultraviolet radiation is required, it shall be provided by the addition of carbon black or other suitable pigments or inhibitors. These additives shall be compatible with the contents and remain effective throughout the life of the outer packaging. Where use is made of carbon black, pigments or inhibitors other than those used in the manufacture of the tested design type, re-testing may be waived if changes in the carbon black content, the pigment content or the inhibitor content do not adversely affect the physical properties of the material of construction.
- 6.6.4.3.3** Additives may be incorporated in the material of the large packaging to improve the resistance to ageing or to serve other purposes, provided that these do not adversely affect the physical or chemical properties of the material.

6.6.4.4 Specific requirements for fibreboard large packagings

50G rigid fibreboard

- 6.6.4.4.1** Strong and good quality solid or double-faced corrugated fibreboard (single or multiwall) shall be used, appropriate to the capacity of the large packagings and to their intended use. The water resistance of the outer surface shall be such that the increase in mass, as determined in a test carried out over a period of 30 minutes by the Cobb method of determining water absorption, is not greater than 155 g/m² – see ISO 535:1991. It shall have proper bending qualities. Fibreboard shall be cut, creased without scoring, and slotted so as to permit assembly without cracking, surface breaks or undue bending. The fluting or corrugated fibreboard shall be firmly glued to the facings.
- 6.6.4.4.2** The walls, including top and bottom, shall have a minimum puncture resistance of 15 J measured according to ISO 3036:1975.
- 6.6.4.4.3** Manufacturing joins in the outer packaging of large packagings shall be made with an appropriate overlap and shall be taped, glued, stitched with metal staples or fastened by other means at least equally effective. Where joins are effected by gluing or taping, a water resistant adhesive shall be used. Metal staples shall pass completely through all pieces to be fastened and be formed or protected so that any inner liner cannot be abraded or punctured by them.
- 6.6.4.4.4** Any integral pallet base forming part of a large packaging or any detachable pallet shall be suitable for mechanical handling with the large packaging filled to its maximum permissible gross mass.
- 6.6.4.4.5** The pallet or integral base shall be designed so as to avoid any protrusion of the base of the large packaging that might be liable to damage in handling.
- 6.6.4.4.6** The body shall be secured to any detachable pallet to ensure stability in handling and carriage. Where a detachable pallet is used, its top surface shall be free from sharp protrusions that might damage the large packaging.
- 6.6.4.4.7** Strengthening devices such as timber supports to increase stacking performance may be used but shall be external to the liner.
- 6.6.4.4.8** Where large packagings are intended for stacking, the bearing surface shall be such as to distribute the load in a safe manner.

6.6.4.5 Specific requirements for wooden large packagings

50C natural wood

50D plywood

50F reconstituted wood

- 6.6.4.5.1** The strength of the materials used and the method of construction shall be appropriate to the capacity and intended use of the large packagings.
- 6.6.4.5.2** Natural wood shall be well seasoned, commercially dry and free from defects that would materially lessen the strength of any part of the large packagings. Each part of the large packagings shall consist of one piece or be equivalent thereto. Parts are considered equivalent to one piece when a suitable method of glued assembly is used as for instance Lindermann joint, tongue and groove joint, ship lap or rabbet joint; or butt joint with at least two corrugated metal fasteners at each joint, or when other methods at least equally effective are used.
- 6.6.4.5.3** Large packagings of plywood shall be at least 3-ply. They shall be made of well seasoned rotary cut, sliced or sawn veneer, commercially dry and free from defects that would materially lessen the strength of the large packaging. All adjacent plies shall be glued with water resistant adhesive. Other suitable materials may be used with plywood for the construction of the large packaging.
- 6.6.4.5.4** Large packagings of reconstituted wood shall be made of water resistant reconstituted wood such as hard-board, particle board or other suitable type.
- 6.6.4.5.5** Large packagings shall be firmly nailed or secured to corner posts or ends or be assembled by equally suitable devices.
- 6.6.4.5.6** Any integral pallet base forming part of a large packaging or any detachable pallet shall be suitable for mechanical handling with the large packaging filled to its maximum permissible gross mass.
- 6.6.4.5.7** The pallet or integral base shall be designed so as to avoid any protrusion of the base of the large packaging that might be liable to damage in handling.
- 6.6.4.5.8** The body shall be secured to any detachable pallet to ensure stability in handling and carriage. Where a detachable pallet is used, its top surface shall be free from sharp protrusions that might damage the large packaging.

- 6.6.4.5.9** Strengthening devices such as timber supports to increase stacking performance may be used but shall be external to the liner.
- 6.6.4.5.10** Where large packagings are intended for stacking, the bearing surface shall be such as to distribute the load in a safe manner.
- 6.6.5 Test requirements for large packagings**
- 6.6.5.1 Performance and frequency of test**
- 6.6.5.1.1** The design type of each large packaging shall be tested as provided in 6.6.5.3 in accordance with procedures established by the competent authority allowing the allocation of the mark and shall be approved by this competent authority.
- 6.6.5.1.2** Each large packaging design type shall successfully pass the tests prescribed in this Chapter before being used. A large packaging design type is defined by the design, size, material and thickness, manner of construction and packing, but may include various surface treatments. It also includes large packagings which differ from the design type only in their lesser design height.
- 6.6.5.1.3** Tests shall be repeated on production samples at intervals established by the competent authority. For such tests on fibreboard large packagings, preparation at ambient conditions is considered equivalent to the provisions of 6.6.5.2.4.
- 6.6.5.1.4** Tests shall also be repeated after each modification which alters the design, material or manner of construction of large packagings.
- 6.6.5.1.5** The competent authority may permit the selective testing of large packagings that differ only in minor respects from a tested type, e.g. smaller sizes of inner packagings or inner packagings of lower net mass; and large packagings which are produced with small reductions in external dimension(s).
- 6.6.5.1.6** (Reserved)
NOTE: For the conditions for assembling different inner packagings in a large packaging and permissible variations in inner packagings, see 4.1.1.5.1.
- 6.6.5.1.7** The competent authority may at any time require proof, by tests in accordance with this section, that serially-produced large packagings meet the requirements of the design type tests.
- 6.6.5.1.8** Provided the validity of the test results is not affected and with the approval of the competent authority, several tests may be made on one sample.
- 6.6.5.1.9 Large salvage packagings**
 Large salvage packagings shall be tested and marked in accordance with the provisions applicable to packing group II large packagings intended for the carriage of solids or inner packagings, except as follows:
 (a) The test substance used in performing the tests shall be water, and the large salvage packagings shall be filled to not less than 98% of their maximum capacity. It is permissible to use additives, such as bags of lead shot, to achieve the requisite total package mass so long as they are placed so that the test results are not affected. Alternatively, in performing the drop test, the drop height may be varied in accordance with 6.6.5.3.4.4.2 (b);
 (b) Large salvage packagings shall, in addition, have been successfully subjected to the leakproofness test at 30 kPa, with the results of this test reflected in the test report required by 6.6.5.4; and
 (c) Large salvage packagings shall be marked with the letter "T" as described in 6.6.2.2.
- 6.6.5.2 Preparation for testing**
- 6.6.5.2.1** Tests shall be carried out on large packagings prepared as for carriage including the inner packagings or articles used. Inner packagings shall be filled to not less than 98% of their maximum capacity for liquids or 95% for solids. For large packagings where the inner packagings are designed to carry liquids and solids, separate testing is required for both liquid and solid contents. The substances in the inner packagings or the articles to be carried in the large packagings may be replaced by other material or articles except where this would invalidate the results of the tests. When other inner packagings or articles are used they shall have the same physical characteristics (mass, etc) as the inner packagings or articles to be carried. It is permissible to use additives, such as bags of lead shot, to achieve the requisite total package mass, so long as they are placed so that the test results are not affected.
- 6.6.5.2.2** In the drop tests for liquids, when another substance is used, it shall be of similar relative density and viscosity to those of the substance being carried. Water may also be used for the liquid drop test under the conditions in 6.6.5.3.4.4.

- 6.6.5.2.3** Large packagings made of plastics materials and large packagings containing inner packagings of plastic materials - other than bags intended to contain solids or articles - shall be drop tested when the temperature of the test sample and its contents has been reduced to $-18\text{ }^{\circ}\text{C}$ or lower. This conditioning may be disregarded if the materials in question are of sufficient ductility and tensile strength at low temperatures. Where test sample are prepared in this way, the conditioning in 6.6.5.2.4 may be waived. Test liquids shall be kept in the liquid state by the addition of anti-freeze if necessary.
- 6.6.5.2.4** Large packagings of fibreboard shall be conditioned for at least 24 hours in an atmosphere having a controlled temperature and relative humidity (r.h.). There are three options, one of which shall be chosen.
- The preferred atmosphere is $23\text{ }^{\circ}\text{C} \pm 2\text{ }^{\circ}\text{C}$ and $50\% \pm 2\%$ r.h. The two other options are: $20\text{ }^{\circ}\text{C} \pm 2\text{ }^{\circ}\text{C}$ and $65\% \pm 2\%$ r.h.; or $27\text{ }^{\circ}\text{C} \pm 2\text{ }^{\circ}\text{C}$ and $65\% \pm 2\%$ r.h.
- NOTE:** Average values shall fall within these limits. Short term fluctuations and measurement limitations may cause individual measurements to vary by up to $\pm 5\%$ relative humidity without significant impairment of test reproducibility.
- 6.6.5.3 Test requirements**
- 6.6.5.3.1 Bottom lift test**
- 6.6.5.3.1.1 Applicability**
- For all types of large packagings which are fitted with means of lifting from the base, as a design type test.
- 6.6.5.3.1.2 Preparation of large packaging for test**
- The large packaging shall be loaded to 1.25 times its maximum permissible gross mass, the load being evenly distributed.
- 6.6.5.3.1.3 Method of testing**
- The large packaging shall be raised and lowered twice by a lift truck with the forks centrally positioned and spaced at three quarters of the dimension of the side of entry (unless the points of entry are fixed). The forks shall penetrate to three quarters of the direction of entry. The test shall be repeated from each possible direction of entry.
- 6.6.5.3.1.4 Criteria for passing the test**
- No permanent deformation which renders the large packaging unsafe for carriage and no loss of contents.
- 6.6.5.3.2 Top lift test**
- 6.6.5.3.2.1 Applicability**
- For types of large packagings which are intended to be lifted from the top and fitted with means of lifting, as a design type test.
- 6.6.5.3.2.2 Preparation of large packaging for test**
- The large packaging shall be loaded to twice its maximum permissible gross mass. A flexible large packaging shall be loaded to six times its maximum permissible gross mass, the load being evenly distributed.
- 6.6.5.3.2.3 Method of testing**
- The large packaging shall be lifted in the manner for which it is designed until clear of the floor and maintained in that position for a period of five minutes.
- 6.6.5.3.2.4 Criteria for passing the test**
- (a) Metal and rigid plastics large packagings: no permanent deformation which renders the large packaging, including the base pallet, if any, unsafe for carriage and no loss of contents.
- (b) Flexible large packagings: no damage to the large packaging or its lifting devices which renders the large packaging unsafe for carriage or handling and no loss of contents.
- 6.6.5.3.3 Stacking test**
- 6.6.5.3.3.1 Applicability**
- For all types of large packagings which are designed to be stacked on each other, as a design type test.
- 6.6.5.3.3.2 Preparation of large packaging for test**
- The large packaging shall be filled to its maximum permissible gross mass.

6.6.5.3.3.3 Method of testing

The large packaging shall be placed on its base on level hard ground and subjected to a uniformly distributed superimposed test load (see 6.6.5.3.3.4) for a period of at least five minutes, large packagings of wood, fibreboard and plastics materials for a period of 24 h.

6.6.5.3.3.4 Calculation of superimposed test load

The load to be placed on the large packagings shall be 1.8 times the combined maximum permissible gross mass of the number of similar large packagings that may be stacked on top of the large packagings during carriage.

6.6.5.3.3.5 Criteria for passing the test

- (a) All types of large packaging other than flexible large packagings: no permanent deformation which renders the large packaging including the base pallet, if any, unsafe for carriage and no loss of contents.
- (b) Flexible large packagings: no deterioration of the body which renders the large packaging unsafe for carriage and no loss of contents.

6.6.5.3.4 Drop test

6.6.5.3.4.1 Applicability

For all types of large packagings as a design type test.

6.6.5.3.4.2 Preparation of large packaging for testing

The large packaging shall be filled in accordance with 6.6.5.2.1

6.6.5.3.4.3 Method of testing

The large packaging shall be dropped onto a non resilient, horizontal, flat, massive and rigid surface in conformity with the requirements of 6.1.5.3.4, in such a manner as to ensure that the point of impact is that part of the base of the large packaging considered to be the most vulnerable.

6.6.5.3.4.4 Drop height

NOTE: Large packagings for substances and articles of Class 1 shall be tested at the packing group II performance level.

6.6.5.3.4.4.1 For inner packagings containing solid or liquid substances or articles, if the test is performed with the solid, liquid or articles to be carried, or with another substance or article having essentially the same characteristics:

Packing group I	Packing group II	Packing group III
1.8 m	1.2 m	0.8 m

6.6.5.3.4.4.2 For inner packagings containing liquids if the test is performed with water:

- (a) Where the substances to be carried have a relative density not exceeding 1.2:

Packing group I	Packing group II	Packing group III
1.8 m	1.2 m	0.8 m

- (b) Where the substances to be carried have a relative density exceeding 1.2, the drop height shall be calculated on the basis of the relative density (d) of the substance to be carried, rounded up to the first decimal, as follows:

Packing group I	Packing group II	Packing group III
$d \times 1.5$ (m)	$d \times 1.0$ (m)	$d \times 0.67$ (m)

6.6.5.3.4.5 Criteria for passing the test

6.6.5.3.4.5.1 The large packaging shall not exhibit any damage liable to affect safety during carriage. There shall be no leakage of the filling substance from inner packaging(s) or article(s).

6.6.5.3.4.5.2 No rupture is permitted in large packagings for articles of Class 1 which would permit the spillage of loose explosive substances or articles from the large packaging.

6.6.5.3.4.5.3 Where a large packaging undergoes a drop test, the sample passes the test if the entire contents are retained even if the closure is no longer sift-proof.

6.6.5.4 Certification and test report

6.6.5.4.1 In respect of each design type of large packaging a certificate and mark (as in 6.6.3) shall be issued attesting that the design type including its equipment meets the test requirements.

6.6.5.4.2 A test report containing at least the following particulars shall be drawn up and shall be made available to the users of the large packaging:

1. Name and address of the test facility;
2. Name and address of applicant (where appropriate);
3. A unique test report identification;
4. Date of the test report;
5. Manufacturer of the large packaging;
6. Description of the large packaging design type (e.g. dimensions, materials, closures, thickness, etc) and/or photograph(s);
7. Maximum capacity/maximum permissible gross mass;
8. Characteristics of test contents, e.g. types and descriptions of inner packagings or articles used;
9. Test descriptions and results;
10. The test report shall be signed with the name and status of the signatory.

6.6.5.4.3 The test report shall contain statements that the large packaging prepared as for carriage was tested in accordance with the appropriate provisions of this Chapter and that the use of other packaging methods or components may render it invalid. A copy of the test report shall be available to the competent authority.

Chapter 6.7 Requirements for the design, construction, inspection and testing of portable tanks and UN multiple element gas containers (MEGCs)

NOTE: For tank-wagons, demountable tanks and tank-containers and tank swap bodies, with shells made of metallic materials, and battery-wagons and multiple element gas containers (MEGCs), other than UN MEGCs see Chapter 6.8; for fibre-reinforced plastics tank-containers, see Chapter 6.9; for vacuum-operated waste tanks, see Chapter 6.10.

6.7.1 Application and general requirements

6.7.1.1 The requirements of this Chapter apply to portable tanks intended for the carriage of dangerous goods, and to MEGCs intended for the carriage of non-refrigerated gases of Class 2, by all modes of carriage. In addition to the requirements of this Chapter, unless otherwise specified, the applicable requirements of the International Convention for Safe Containers (CSC) 1972, as amended, shall be fulfilled by any multimodal portable tank or MEGC which meets the definition of a "container" within the terms of that Convention. Additional requirements may apply to offshore portable tanks or MEGCs that are handled in open seas.

6.7.1.2 In recognition of scientific and technological advances, the technical requirements of this Chapter may be varied by alternative arrangements. These alternative arrangements shall offer a level of safety not less than that given by the requirements of this Chapter with respect to the compatibility with substances carried and the ability of the portable tank or MEGC to withstand impact, loading and fire conditions. For international carriage, alternative arrangement portable tanks or MEGCs shall be approved by the applicable competent authorities.

6.7.1.3 When a substance is not assigned a portable tank instruction (T1 to T23, T50 or T75) in Column (10) of Table A of in Chapter 3.2, interim approval for carriage may be issued by the competent authority of the country of origin. The approval shall be included in the documentation of the consignment and contain as a minimum the information normally provided in the portable tank instructions and the conditions under which the substance shall be carried.

6.7.2 Requirements for the design, construction, inspection and testing of portable tanks intended for the carriage of substances of Class 1 and Classes 3 to 9

6.7.2.1 Definitions

For the purposes of this section:

Alternative arrangement means an approval granted by the competent authority for a portable tank or MEGC that has been designed, constructed or tested to technical requirements or testing methods other than those specified in this Chapter:

Design pressure means the pressure to be used in calculations required by a recognized pressure vessel code. The design pressure shall be not less than the highest of the following pressures:

- (a) The maximum effective gauge pressure allowed in the shell during filling or discharge; or
- (b) The sum of:
 - (i) the absolute vapour pressure (in bar) of the substance at 65 °C, minus 1 bar;
 - (ii) the partial pressure (in bar) of air or other gases in the ullage space being determined by a maximum ullage temperature of 65 °C and a liquid expansion due to an increase in mean bulk temperature of $t_r - t_f$ (t_f = filling temperature usually 15 °C; t_r = maximum mean bulk temperature, 50 °C); and
 - (iii) a head pressure determined on the basis of the static forces specified in 6.7.2.2.12, but not less than 0.35 bar; or
- (c) Two thirds of the minimum test pressure specified in the applicable portable tank instruction in 4.2.5.2.6;

Design temperature range for the shell shall be –40 °C to 50 °C for substances carried under ambient conditions. For the other substances handled under elevated temperature conditions the design temperature shall be not less than the maximum temperature of the substance during filling, discharge or carriage. More severe design temperatures shall be considered for portable tanks subjected to severe climatic conditions;

Fine grain steel means steel which has a ferritic grain size of 6 or finer when determined in accordance with ASTM E 112-96 or as defined in EN 10028-3, Part 3;

Fusible element means a non-reclosable pressure relief device that is thermally actuated;

Leakproofness test means a test using gas subjecting the shell and its service equipment to an effective internal pressure of not less than 25% of the MAWP;

Maximum allowable working pressure (MAWP) means a pressure that shall be not less than the highest of the following pressures measured at the top of the shell while in operating position:

- (a) The maximum effective gauge pressure allowed in the shell during filling or discharge; or
- (b) The maximum effective gauge pressure to which the shell is designed which shall be not less than the sum of:
 - (i) the absolute vapour pressure (in bar) of the substance at 65 °C, minus 1 bar; and
 - (ii) the partial pressure (in bar) of air or other gases in the ullage space being determined by a maximum ullage temperature of 65 °C and a liquid expansion due to an increase in mean bulk temperature of $t_r - t_f$ (t_f = filling temperature, usually 15 °C; t_r = maximum mean bulk temperature, 50 °C);

Maximum permissible gross mass (MPGM) means the sum of the tare mass of the portable tank and the heaviest load authorized for carriage;

Mild steel means a steel with a guaranteed minimum tensile strength of 360 N/mm² to 440 N/mm² and a guaranteed minimum elongation at fracture conforming to 6.7.2.3.3.3;

Offshore portable tank means a portable tank specially designed for repeated use for carriage to, from and between offshore facilities. An offshore portable tank is designed and constructed in accordance with the guidelines for the approval of containers handled in open seas specified by the International Maritime Organization in document MSC/Circ.860;

Portable tank means a multimodal tank used for the carriage of substances of Class 1 and Classes 3 to 9. The portable tank includes a shell fitted with service equipment and structural equipment necessary for the carriage of dangerous substances. The portable tank shall be capable of being filled and discharged without the removal of its structural equipment. It shall possess stabilizing members external to the shell, and shall be capable of being lifted when full. It shall be designed primarily to be loaded onto a road vehicle, wagon or sea-going or inland navigation vessel and shall be equipped with skids, mountings or accessories to facilitate mechanical handling. Tank-vehicles, tank-wagons, non-metallic tanks and intermediate bulk containers (IBCs) are not considered to fall within the definition for portable tanks;

Reference steel means a steel with a tensile strength of 370 N/mm² and an elongation at fracture of 27%;

Service equipment means measuring instruments and filling, discharge, venting, safety, heating, cooling and insulating devices;

Shell means the part of the portable tank which retains the substance intended for carriage (tank proper), including openings and their closures, but does not include service equipment or external structural equipment;

Structural equipment means the reinforcing, fastening, protective and stabilizing members external to the shell;

Test pressure means the maximum gauge pressure at the top of the shell during the hydraulic pressure test equal to not less than 1.5 times the design pressure. The minimum test pressure for portable tanks intended for specific substances is specified in the applicable portable tank instruction in 4.2.5.2.6.

6.7.2.2 General design and construction requirements

6.7.2.2.1 Shells shall be designed and constructed in accordance with the requirements of a pressure vessel code recognized by the competent authority. Shells shall be made of metallic materials suitable for forming. The materials shall in principle conform to national or international material standards. For welded shells only a material whose weldability has been fully demonstrated shall be used. Welds shall be skilfully made and afford complete safety. When the manufacturing process or the materials make it necessary, the shells shall be suitably heat-treated to guarantee adequate toughness in the weld and in the heat affected zones. In choosing the material, the design temperature range shall be taken into account with respect to risk of brittle fracture, to stress corrosion cracking and to resistance to impact. When fine grain steel is used, the guaranteed value of the yield strength shall be not more than 460 N/mm² and the guaranteed value of the upper limit of the tensile strength shall be not more than 725 N/mm² according to the material specification. Aluminium may only be used as a construction material when indicated in a portable tank special provision assigned to a specific substance in Column (11) of Table A of Chapter 3.2 or when approved by the competent authority. When aluminium is authorized, it shall be insulated to prevent significant loss of physical properties when subjected to a heat load of 110 kW/m² for a period of not less than 30 minutes. The insulation shall remain effective at all temperatures less than 649 °C and shall be jacketed with a material with a melting point of not less than 700 °C. Portable tank materials shall be suitable for the external environment in which they may be carried.

6.7.2.2.2 Portable tank shells, fittings, and pipework shall be constructed from materials which are:

- (a) Substantially immune to attack by the substance(s) intended to be carried; or
- (b) Properly passivated or neutralized by chemical reaction; or

(c) Lined with corrosion-resistant material directly bonded to the shell or attached by equivalent means.

- 6.7.2.2.3** Gaskets shall be made of materials not subject to attack by the substance(s) intended to be carried.
- 6.7.2.2.4** When shells are lined, the lining shall be substantially immune to attack by the substance(s) intended to be carried, homogeneous, non porous, free from perforations, sufficiently elastic and compatible with the thermal expansion characteristics of the shell. The lining of every shell, shell fittings and piping shall be continuous, and shall extend around the face of any flange. Where external fittings are welded to the tank, the lining shall be continuous through the fitting and around the face of external flanges.
- 6.7.2.2.5** Joints and seams in the lining shall be made by fusing the material together or by other equally effective means.
- 6.7.2.2.6** Contact between dissimilar metals which could result in damage by galvanic action shall be avoided.
- 6.7.2.2.7** The materials of the portable tank, including any devices, gaskets, linings and accessories, shall not adversely affect the substance(s) intended to be carried in the portable tank.
- 6.7.2.2.8** Portable tanks shall be designed and constructed with supports to provide a secure base during carriage and with suitable lifting and tie-down attachments.
- 6.7.2.2.9** Portable tanks shall be designed to withstand, without loss of contents, at least the internal pressure due to the contents, and the static, dynamic and thermal loads during normal conditions of handling and carriage. The design shall demonstrate that the effects of fatigue, caused by repeated application of these loads through the expected life of the portable tank, have been taken into account.
- 6.7.2.2.9.1** For portable tanks that are intended for use offshore, the dynamic stresses imposed by handling in open seas shall be taken into account.
- 6.7.2.2.10** A shell which is to be equipped with a vacuum-relief device shall be designed to withstand, without permanent deformation, an external pressure of not less than 0.21 bar above the internal pressure. The vacuum-relief device shall be set to relieve at a vacuum setting not greater than minus (–)0.21 bar unless the shell is designed for a higher external over pressure, in which case the vacuum-relief pressure of the device to be fitted shall be not greater than the tank design vacuum pressure. A shell used for the carriage of solid substances (powdery or granular) of packing groups II or III only, which do not liquefy during carriage, may be designed for a lower external pressure, subject to the approval of the competent authority. In this case, the vacuum valve shall be set to relieve at this lower pressure. A shell that is not to be fitted with a vacuum-relief device shall be designed to withstand, without permanent deformation an external pressure of not less than 0.4 bar above the internal pressure.
- 6.7.2.2.11** Vacuum-relief devices used on portable tanks intended for the carriage of substances meeting the flash-point criteria of Class 3, including elevated temperature substances carried at or above their flash-point, shall prevent the immediate passage of flame into the shell, or the portable tank shall have a shell capable of withstanding, without leakage an internal explosion resulting from the passage of flame into the shell.
- 6.7.2.2.12** Portable tanks and their fastenings shall, under the maximum permissible load, be capable of absorbing the following separately applied static forces:
- (a) In the direction of travel: twice the MPGM multiplied by the acceleration due to gravity (g)¹;
 - (b) Horizontally at right angles to the direction of travel: the MPGM (when the direction of travel is not clearly determined, the forces shall be equal to twice the MPGM) multiplied by the acceleration due to gravity (g)¹;
 - (c) Vertically upwards: the MPGM multiplied by the acceleration due to gravity (g)¹; and
 - (d) Vertically downwards: twice the MPGM (total loading including the effect of gravity) multiplied by the acceleration due to gravity (g)¹.
- 6.7.2.2.13** Under each of the forces in 6.7.2.2.12, the safety factor to be observed shall be as follows:
- (a) For metals having a clearly defined yield point, a safety factor of 1.5 in relation to the guaranteed yield strength; or
 - (b) For metals with no clearly defined yield point, a safety factor of 1.5 in relation to the guaranteed 0.2% proof strength and, for austenitic steels, the 1% proof strength.
- 6.7.2.2.14** The values of yield strength or proof strength shall be the values according to national or international material standards. When austenitic steels are used, the specified minimum values of yield strength or proof strength according to the material standards may be increased by up to 15% when these greater values are attested in the material inspection certificate. When no material standard exists for the metal in question, the value of yield strength or proof strength used shall be approved by the competent authority.

¹ For calculation purposes $g = 9.81 \text{ m/s}^2$.

- 6.7.2.2.15** Portable tanks shall be capable of being electrically earthed when intended for the carriage of substances meeting the flash-point criteria of Class 3 including elevated temperature substances carried at or above their flash-point. Measures shall be taken to prevent dangerous electrostatic discharge.
- 6.7.2.2.16** When required for certain substances by the applicable portable tank instruction indicated in Column (10) of Table A of Chapter 3.2 and described in 4.2.5.2.6 or by a portable tank special provision indicated in Column (11) of Table A of Chapter 3.2 and described in 4.2.5.3, portable tanks shall be provided with additional protection, which may take the form of additional shell thickness or a higher test pressure, the additional shell thickness or higher test pressure being determined in the light of the inherent risks associated with the carriage of the substances concerned.
- 6.7.2.2.17** Thermal insulation directly in contact with the shell intended for substances carried at elevated temperature shall have an ignition temperature at least 50 °C higher than the maximum design temperature of the tank.
- 6.7.2.3 Design criteria**
- 6.7.2.3.1** Shells shall be of a design capable of being stress-analysed mathematically or experimentally by resistance strain gauges, or by other methods approved by the competent authority.
- 6.7.2.3.2** Shells shall be designed and constructed to withstand a hydraulic test pressure not less than 1.5 times the design pressure. Specific requirements are laid down for certain substances in the applicable portable tank instruction indicated in Column (10) of Table A of Chapter 3.2 and described in 4.2.5.2.6 or by a portable tank special provision indicated in Column (11) of Table A of Chapter 3.2 and described in 4.2.5.3. Attention is drawn to the minimum shell thickness requirements specified in 6.7.2.4.1 to 6.7.2.4.10.
- 6.7.2.3.3** For metals exhibiting a clearly defined yield point or characterized by a guaranteed proof strength (0.2% proof strength, generally, or 1% proof strength for austenitic steels) the primary membrane stress σ (sigma) in the shell shall not exceed 0.75 Re or 0.50 Rm, whichever is lower, at the test pressure, where:
Re = yield strength in N/mm², or 0.2% proof strength or, for austenitic steels, 1% proof strength;
Rm = minimum tensile strength in N/mm².
- 6.7.2.3.3.1** The values of Re and Rm to be used shall be the specified minimum values according to national or international material standards. When austenitic steels are used, the specified minimum values for Re and Rm according to the material standards may be increased by up to 15% when greater values are attested in the material inspection certificate. When no material standard exists for the metal in question, the values of Re and Rm used shall be approved by the competent authority or its authorized body.
- 6.7.2.3.3.2** Steels which have a Re/Rm ratio of more than 0.85 are not allowed for the construction of welded shells. The values of Re and Rm to be used in determining this ratio shall be the values specified in the material inspection certificate.
- 6.7.2.3.3.3** Steels used in the construction of shells shall have an elongation at fracture, in %, of not less than 10 000/Rm with an absolute minimum of 16% for fine grain steels and 20% for other steels. Aluminium and aluminium alloys used in the construction of shells shall have an elongation at fracture, in %, of not less than 10 000/6Rm with an absolute minimum of 12%.
- 6.7.2.3.3.4** For the purpose of determining actual values for materials, it shall be noted that for sheet metal, the axis of the tensile test specimen shall be at right angles (transversely) to the direction of rolling. The permanent elongation at fracture shall be measured on test specimens of rectangular cross sections in accordance with ISO 6892:1998 using a 50 mm gauge length.
- 6.7.2.4 Minimum shell thickness**
- 6.7.2.4.1** The minimum shell thickness shall be the greater thickness based on:
- (a) The minimum thickness determined in accordance with the requirements of 6.7.2.4.2 to 6.7.2.4.10;
 - (b) The minimum thickness determined in accordance with the recognized pressure vessel code including the requirements in 6.7.2.3; and
 - (c) The minimum thickness specified in the applicable portable tank instruction indicated in Column (10) of Table A of Chapter 3.2 and described in 4.2.5.2.6 or by a portable tank special provision indicated in Column (11) of Table A of Chapter 3.2 and described in 4.2.5.3.
- 6.7.2.4.2** The cylindrical portions, ends (heads) and manhole covers of shells not more than 1.80 m in diameter shall be not less than 5 mm thick in the reference steel or of equivalent thickness in the metal to be used. Shells more than 1.80 m in diameter shall be not less than 6 mm thick in the reference steel or of equivalent thickness in the metal to be used, except that for powdered or granular solid substances of packing group II or III the minimum thickness requirement may be reduced to not less than 5 mm thick in the reference steel or of equivalent thickness in the metal to be used.

- 6.7.2.4.3** When additional protection against shell damage is provided, portable tanks with test pressures less than 2.65 bar may have the minimum shell thickness reduced, in proportion to the protection provided, as approved by the competent authority. However, shells not more than 1.80 m in diameter shall be not less than 3 mm thick in the reference steel or of equivalent thickness in the metal to be used. Shells more than 1.80 m in diameter shall be not less than 4 mm thick in the reference steel or of equivalent thickness in the metal to be used.
- 6.7.2.4.4** The cylindrical portions, ends (heads) and manhole covers of all shells shall be not less than 3 mm thick regardless of the material of construction.
- 6.7.2.4.5** The additional protection referred to in 6.7.2.4.3 may be provided by overall external structural protection, such as suitable "sandwich" construction with the outer sheathing (jacket) secured to the shell, double wall construction or by enclosing the shell in a complete framework with longitudinal and transverse structural members.
- 6.7.2.4.6** The equivalent thickness of a metal other than the thickness prescribed for the reference steel in 6.7.2.4.2 shall be determined using the following formula:

$$e_1 = \frac{21.4 e_0}{\sqrt[3]{R_{m1} A_1}}$$

where:

- e_1 = required equivalent thickness (in mm) of the metal to be used;
- e_0 = minimum thickness (in mm) of the reference steel specified in the applicable portable tank instruction indicated in Column (10) of Table A of Chapter 3.2 and described in 4.2.5.2.6 or by a portable tank special provision indicated in Column (11) of Table A of Chapter 3.2 and described in 4.2.5.3;
- R_{m1} = guaranteed minimum tensile strength (in N/mm²) of the metal to be used (see 6.7.2.3.3);
- A_1 = guaranteed minimum elongation at fracture (in %) of the metal to be used according to national or international standards.

- 6.7.2.4.7** When in the applicable portable tank instruction in 4.2.5.2.6, a minimum thickness of 8 mm or 10 mm is specified, it shall be noted that these thicknesses are based on the properties of the reference steel and a shell diameter of 1.80 m. When a metal other than mild steel (see 6.7.2.1) is used or the shell has a diameter of more than 1.80 m, the thickness shall be determined using the following formula:

$$e_1 = \frac{21.4 e_0 d_1}{1.8 \sqrt[3]{R_{m1} A_1}}$$

where:

- e_1 = required equivalent thickness (in mm) of the metal to be used;
- e_0 = minimum thickness (in mm) of the reference steel specified in the applicable portable tank instruction indicated in Column (10) of Table A of Chapter 3.2 and described in 4.2.5.2.6 or by a portable tank special provision indicated in Column (11) of Table A of Chapter 3.2 and described in 4.2.5.3;
- d_1 = diameter of the shell (in m), but not less than 1.80 m;
- R_{m1} = guaranteed minimum tensile strength (in N/mm²) of the metal to be used (see 6.7.2.3.3);
- A_1 = guaranteed minimum elongation at fracture (in %) of the metal to be used according to national or international standards.

- 6.7.2.4.8** In no case shall the wall thickness be less than that prescribed in 6.7.2.4.2, 6.7.2.4.3 and 6.7.2.4.4. All parts of the shell shall have a minimum thickness as determined by 6.7.2.4.2 to 6.7.2.4.4. This thickness shall be exclusive of any corrosion allowance.
- 6.7.2.4.9** When mild steel is used (see 6.7.2.1), calculation using the formula in 6.7.2.4.6 is not required.
- 6.7.2.4.10** There shall be no sudden change of plate thickness at the attachment of the ends (heads) to the cylindrical portion of the shell.

6.7.2.5 Service equipment

- 6.7.2.5.1** Service equipment shall be so arranged as to be protected against the risk of being wrenched off or damaged during handling and carriage. When the connection between the frame and the shell allows relative movement between the sub-assemblies, the equipment shall be so fastened as to permit such movement without risk of damage to working parts. The external discharge fittings (pipe sockets, shut-off devices), the internal stop-valve and its seating shall be protected against the danger of being wrenched off by external forces (for example using shear sections). The filling and discharge devices (including flanges or threaded plugs) and any protective caps shall be capable of being secured against unintended opening.

- 6.7.2.5.2** All openings in the shell, intended for filling or discharging the portable tank shall be fitted with a manually operated stop-valve located as close to the shell as reasonably practicable. Other openings, except for openings leading to venting or pressure-relief devices, shall be equipped with either a stop-valve or another suitable means of closure located as close to the shell as reasonably practicable.
- 6.7.2.5.3** All portable tanks shall be fitted with a manhole or other inspection openings of a suitable size to allow for internal inspection and adequate access for maintenance and repair of the interior. Compartmented portable tanks shall have a manhole or other inspection openings for each compartment.
- 6.7.2.5.4** As far as reasonably practicable, external fittings shall be grouped together. For insulated portable tanks, top fittings shall be surrounded by a spill collection reservoir with suitable drains.
- 6.7.2.5.5** Each connection to a portable tank shall be clearly marked to indicate its function.
- 6.7.2.5.6** Each stop-valve or other means of closure shall be designed and constructed to a rated pressure not less than the MAWP of the shell taking into account the temperatures expected during carriage. All stop-valves with screwed spindles shall close by a clockwise motion of the handwheel. For other stop-valves the position (open and closed) and direction of closure shall be clearly indicated. All stop-valves shall be designed to prevent unintentional opening.
- 6.7.2.5.7** No moving parts, such as covers, components of closures, etc., shall be made of unprotected corrodible steel when they are liable to come into frictional or percussive contact with aluminium portable tanks intended for the carriage of substances meeting the flash-point criteria of Class 3 including elevated temperature substances carried at or above their flash-point.
- 6.7.2.5.8** Piping shall be designed, constructed and installed so as to avoid the risk of damage due to thermal expansion and contraction, mechanical shock and vibration. All piping shall be of a suitable metallic material. Welded pipe joints shall be used wherever possible.
- 6.7.2.5.9** Joints in copper tubing shall be brazed or have an equally strong metal union. The melting point of brazing materials shall be no lower than 525 °C. The joints shall not decrease the strength of the tubing as may happen when cutting threads.
- 6.7.2.5.10** The burst pressure of all piping and pipe fittings shall be not less than the highest of four times the MAWP of the shell or four times the pressure to which it may be subjected in service by the action of a pump or other device (except pressure-relief devices).
- 6.7.2.5.11** Ductile metals shall be used in the construction of valves and accessories.
- 6.7.2.5.12** The heating system shall be designed or controlled so that a substance cannot reach a temperature at which the pressure in the tank exceeds its MAWP or causes other hazards (e.g. dangerous thermal decomposition).
- 6.7.2.5.13** The heating system shall be designed or controlled so that power for internal heating elements shall not be available unless the heating elements are completely submerged. The temperature at the surface of the heating elements for internal heating equipment, or the temperature at the shell for external heating equipment shall, in no case, exceed 80% of the autoignition temperature (in °C) of the substance carried.
- 6.7.2.5.14** If an electrical heating system is installed inside the tank, it shall be equipped with an earth leakage circuit breaker with a releasing current of less than 100 mA.
- 6.7.2.5.15** Electrical switch cabinets mounted to tanks shall not have a direct connection to the tank interior and shall provide protection of at least the equivalent of type IP 56 according to IEC 144 or IEC 529.
- 6.7.2.6 Bottom openings**
- 6.7.2.6.1** Certain substances shall not be carried in portable tanks with bottom openings. When the applicable portable tank instruction identified in Column (10) of Table A of Chapter 3.2 and described in 4.2.5.2.6 indicates that bottom openings are prohibited there shall be no openings below the liquid level of the shell when it is filled to its maximum permissible filling limit. When an existing opening is closed it shall be accomplished by internally and externally welding one plate to the shell.
- 6.7.2.6.2** Bottom discharge outlets for portable tanks carrying certain solid, crystallizable or highly viscous substances shall be equipped with not less than two serially fitted and mutually independent shut-off devices. The design of the equipment shall be to the satisfaction of the competent authority or its authorized body and shall include:
- (a) An external stop-valve, fitted as close to the shell as reasonably practicable, and so designed as to prevent any unintended opening through impact or other inadvertent act; and
 - (b) A liquid tight closure at the end of the discharge pipe, which may be a bolted blank flange or a screw cap.

- 6.7.2.6.3** Every bottom discharge outlet, except as provided in 6.7.2.6.2, shall be equipped with three serially fitted and mutually independent shut-off devices. The design of the equipment shall be to the satisfaction of the competent authority or its authorized body and include:
- (a) A self-closing internal stop-valve, that is a stop-valve within the shell or within a welded flange or its companion flange, such that:
 - (i) The control devices for the operation of the valve are designed so as to prevent any unintended opening through impact or other inadvertent act;
 - (ii) The valve may be operable from above or below;
 - (iii) If possible, the setting of the valve (open or closed) shall be capable of being verified from the ground;
 - (iv) Except for portable tanks having a capacity of not more than 1 000 litres, it shall be possible to close the valve from an accessible position of the portable tank that is remote from the valve itself; and
 - (v) The valve shall continue to be effective in the event of damage to the external device for controlling the operation of the valve;
 - (b) An external stop-valve fitted as close to the shell as reasonably practicable; and
 - (c) A liquid tight closure at the end of the discharge pipe, which may be a bolted blank flange or a screw cap.
- 6.7.2.6.4** For a lined shell, the internal stop-valve required by 6.7.2.6.3 (a) may be replaced by an additional external stop-valve. The manufacturer shall satisfy the requirements of the competent authority or its authorized body.
- 6.7.2.7 Safety-relief devices**
- 6.7.2.7.1** All portable tanks shall be fitted with at least one pressure-relief device. All relief devices shall be designed, constructed and marked to the satisfaction of the competent authority or its authorized body.
- 6.7.2.8 Pressure-relief devices**
- 6.7.2.8.1** Every portable tank with a capacity not less than 1 900 litres and every independent compartment of a portable tank with a similar capacity, shall be provided with one or more pressure-relief devices of the spring-loaded type and may in addition have a frangible disc or fusible element in parallel with the spring-loaded devices except when prohibited by reference to 6.7.2.8.3 in the applicable portable tank instruction in 4.2.5.2.6. The pressure-relief devices shall have sufficient capacity to prevent rupture of the shell due to over pressurization or vacuum resulting from filling, discharging, or from heating of the contents.
- 6.7.2.8.2** Pressure-relief devices shall be designed to prevent the entry of foreign matter, the leakage of liquid and the development of any dangerous excess pressure.
- 6.7.2.8.3** When required for certain substances by the applicable portable tank instruction indicated in Column (10) of Table A of Chapter 3.2 and described in 4.2.5.2.6, portable tanks shall have a pressure-relief device approved by the competent authority. Unless a portable tank in dedicated service is fitted with an approved relief device constructed of materials compatible with the substance carried, the relief device shall comprise a frangible disc preceding a spring-loaded pressure-relief device. When a frangible disc is inserted in series with the required pressure-relief device, the space between the frangible disc and the pressure-relief device shall be provided with a pressure gauge or suitable tell-tale indicator for the detection of disc rupture, pinholing, or leakage which could cause a malfunction of the pressure-relief system. The frangible disc shall rupture at a nominal pressure 10% above the start to discharge pressure of the relief device.
- 6.7.2.8.4** Every portable tank with a capacity less than 1 900 litres shall be fitted with a pressure-relief device which may be a frangible disc when this disc complies with the requirements of 6.7.2.11.1. When no spring-loaded pressure-relief device is used, the frangible disc shall be set to rupture at a nominal pressure equal to the test pressure. In addition, fusible elements conforming to 6.7.2.10.1 may also be used.
- 6.7.2.8.5** When the shell is fitted for pressure discharge, the inlet line shall be provided with a suitable pressure-relief device set to operate at a pressure not higher than the MAWP of the shell, and a stop-valve shall be fitted as close to the shell as reasonably practicable.
- 6.7.2.9 Setting of pressure-relief devices**
- 6.7.2.9.1** It shall be noted that the pressure-relief devices shall operate only in conditions of excessive rise in temperature, since the shell shall not be subject to undue fluctuations of pressure during normal conditions of carriage (see 6.7.2.12.2).
- 6.7.2.9.2** The required pressure-relief device shall be set to start-to-discharge at a nominal pressure of five-sixths of the test pressure for shells having a test pressure of not more than 4.5 bar and 110% of two-thirds of the test pressure for shells having a test pressure of more than 4.5 bar. After discharge the device shall close at a pressure not more than 10% below the pressure at which the discharge starts. The device shall remain closed at all lower pressures. This requirement does not prevent the use of vacuum-relief or combination pressure-relief and vacuum-relief devices.

6.7.2.10 Fusible elements

- 6.7.2.10.1** Fusible elements shall operate at a temperature between 100 °C and 149 °C on condition that the pressure in the shell at the fusing temperature will be not more than the test pressure. They shall be placed at the top of the shell with their inlets in the vapour space and when used for transport safety purposes, they shall not be shielded from external heat. Fusible elements shall not be used on portable tanks with a test pressure which exceeds 2.65 bar unless specified by special provision TP 36 in Column (11) of Table A of Chapter 3.2. Fusible elements used on portable tanks intended for the carriage of elevated temperature substances shall be designed to operate at a temperature higher than the maximum temperature that will be experienced during carriage and shall be to the satisfaction of the competent authority or its authorized body.

6.7.2.11 Frangible discs

- 6.7.2.11.1** Except as specified in 6.7.2.8.3, frangible discs shall be set to rupture at a nominal pressure equal to the test pressure throughout the design temperature range. Particular attention shall be given to the requirements of 6.7.2.5.1 and 6.7.2.8.3 if frangible discs are used.
- 6.7.2.11.2** Frangible discs shall be appropriate for the vacuum pressures which may be produced in the portable tank.

6.7.2.12 Capacity of pressure-relief devices

- 6.7.2.12.1** The spring-loaded pressure-relief device required by 6.7.2.8.1 shall have a minimum cross sectional flow area equivalent to an orifice of 31.75 mm diameter. Vacuum-relief devices, when used, shall have a cross sectional flow area not less than 284 mm².
- 6.7.2.12.2** The combined delivery capacity of the pressure relief system (taking into account the reduction of the flow when the portable tank is fitted with frangible-discs preceding spring-loaded pressure-relief devices or when the spring-loaded pressure-relief devices are provided with a device to prevent the passage of the flame), in condition of complete fire engulfment of the portable tank shall be sufficient to limit the pressure in the shell to 20% above the start-to-discharge pressure of the pressure limiting device. Emergency pressure-relief devices may be used to achieve the full relief capacity prescribed. These devices may be fusible, spring loaded or frangible disc components, or a combination of spring-loaded and frangible disc devices. The total required capacity of the relief devices may be determined using the formula in 6.7.2.12.2.1 or the table in 6.7.2.12.2.3.
- 6.7.2.12.2.1** To determine the total required capacity of the relief devices, which shall be regarded as being the sum of the individual capacities of all the contributing devices, the following formula shall be used:

$$Q = 12.4 \frac{FA^{0.82}}{LC} \sqrt{\frac{ZT}{M}}$$

where:

Q = minimum required rate of discharge in cubic metres of air per second (m³/s) at standard conditions: 1 bar and 0 °C (273 K);

F = is a coefficient with the following value:

for uninsulated shells: **F** = 1;

for insulated shells: **F** = $U(649 - t)/13.6$ but in no case is less than 0.25

where:

U = thermal conductance of the insulation, in kW·m⁻²·K⁻¹, at 38 °C;

t = actual temperature of the substance during filling (in °C);

when this temperature is unknown, let **t** = 15 °C;

The value of **F** given above for insulated shells may be taken provided that the insulation is in accordance with 6.7.2.12.2.4;

A = total external surface area of shell in m²;

Z = the gas compressibility factor in the accumulating condition (when this factor is unknown, let **Z** = 1.0);

T = absolute temperature in Kelvin (°C + 273) above the pressure-relief devices in the accumulating condition;

L = the latent heat of vaporization of the liquid, in kJ/kg, in the accumulating condition;

M = molecular mass of the discharged gas;

C = a constant which is derived from one of the following formulae as a function of the ratio **k** of specific heats:

$$k = \frac{c_p}{c_v}$$

where:

c_p is the specific heat at constant pressure; and

c_v is the specific heat at constant volume.

When $k > 1$:

$$C = \sqrt[k]{k \left(\frac{2}{k+1} \right)^{\frac{k+1}{k-1}}}$$

When $k = 1$ or k is unknown:

$$C = \frac{1}{\sqrt{e}} = 0.607$$

where e is the mathematical constant 2.7183.

C may also be taken from the following table:

k	C	k	C	k	C
1.00	0.607	1.26	0.660	1.52	0.704
1.02	0.611	1.28	0.664	1.54	0.707
1.04	0.615	1.30	0.667	1.56	0.710
1.06	0.620	1.32	0.671	1.58	0.713
1.08	0.624	1.34	0.674	1.60	0.716
1.10	0.628	1.36	0.678	1.62	0.719
1.12	0.633	1.38	0.681	1.64	0.722
1.14	0.637	1.40	0.685	1.66	0.725
1.16	0.641	1.42	0.688	1.68	0.728
1.18	0.645	1.44	0.691	1.70	0.731
1.20	0.649	1.46	0.695	2.00	0.770
1.22	0.652	1.48	0.698	2.20	0.793
1.24	0.656	1.50	0.701		

6.7.2.12.2.2 As an alternative to the formula above, shells designed for the carriage of liquids may have their relief devices sized in accordance with the table in 6.7.2.12.2.3. This table assumes an insulation value of $F = 1$ and shall be adjusted accordingly when the shell is insulated. Other values used in determining this table are:

$M = 86.7$ $T = 394 \text{ K}$
 $L = 334.94 \text{ kJ/kg}$ $C = 0.607$
 $Z = 1$

6.7.2.12.2.3 Minimum required rate of discharge, Q , in cubic metres per air per second at 1 bar and 0°C (273 K)

A Exposed area (square metres)	Q (Cubic metres of air per second)	A Exposed area (square metres)	Q (Cubic metres of air per second)
2	0.230	37.5	2.539
3	0.320	40	2.677
4	0.405	42.5	2.814
5	0.487	45	2.949
6	0.565	47.5	3.082
7	0.641	50	3.215
8	0.715	52.5	3.346
9	0.788	55	3.476
10	0.859	57.5	3.605
12	0.998	60	3.733
14	1.132	62.5	3.860
16	1.263	65	3.987
18	1.391	67.5	4.112
20	1.517	70	4.236
22.5	1.670	75	4.483
25	1.821	80	4.726
27.5	1.969	85	4.967
30	2.115	90	5.206
32.5	2.258	95	5.442
35	2.400	100	5.676

6.7.2.12.2.4 Insulation systems, used for the purpose of reducing venting capacity, shall be approved by the competent authority or its authorized body. In all cases, insulation systems approved for this purpose shall:

(a) Remain effective at all temperatures up to 649°C ; and

- (b) Be jacketed with a material having a melting point of 700 °C or greater.

6.7.2.13 Marking of pressure-relief devices

6.7.2.13.1 Every pressure-relief device shall be clearly and permanently marked with the following particulars:

- (a) The pressure (in bar or kPa) or temperature (in °C) at which it is set to discharge;
- (b) The allowable tolerance at the discharge pressure for spring-loaded devices;
- (c) The reference temperature corresponding to the rated pressure for frangible discs;
- (d) The allowable temperature tolerance for fusible elements;
- (e) The rated flow capacity of the spring-loaded pressure relief devices, frangible discs or fusible elements in standard cubic metres of air per second (m³/s); and
- (f) The cross sectional flow areas of the spring loaded pressure-relief devices, frangible discs and fusible elements in mm².

When practicable, the following information shall also be shown:

- (g) The manufacturer's name and relevant catalogue number of the device.

6.7.2.13.2 The rated flow capacity marked on the spring-loaded pressure-relief devices shall be determined according to ISO 4126-1:2004 and ISO 4126-7:2004.

6.7.2.14 Connections to pressure-relief devices

6.7.2.14.1 Connections to pressure-relief devices shall be of sufficient size to enable the required discharge to pass unrestricted to the safety device. No stop-valve shall be installed between the shell and the pressure-relief devices except where duplicate devices are provided for maintenance or other reasons and the stop-valves serving the devices actually in use are locked open or the stop-valves are interlocked so that at least one of the duplicate devices is always in use. There shall be no obstruction in an opening leading to a vent or pressure-relief device which might restrict or cut-off the flow from the shell to that device. Vents or pipes from the pressure-relief device outlets, when used, shall deliver the relieved vapour or liquid to the atmosphere in conditions of minimum back-pressure on the relieving devices.

6.7.2.15 Siting of pressure-relief devices

6.7.2.15.1 Each pressure-relief device inlet shall be situated on top of the shell in a position as near the longitudinal and transverse centre of the shell as reasonably practicable. All pressure-relief device inlets shall under maximum filling conditions be situated in the vapour space of the shell and the devices shall be so arranged as to ensure the escaping vapour is discharged unrestrictedly. For flammable substances, the escaping vapour shall be directed away from the shell in such a manner that it cannot impinge upon the shell. Protective devices which deflect the flow of vapour are permissible provided the required relief-device capacity is not reduced.

6.7.2.15.2 Arrangements shall be made to prevent access to the pressure-relief devices by unauthorized persons and to protect the devices from damage caused by the portable tank overturning.

6.7.2.16 Gauging devices

6.7.2.16.1 Glass level-gauges and gauges made of other fragile material, which are in direct communication with the contents of the tank shall not be used.

6.7.2.17 Portable tank supports, frameworks, lifting and tie-down attachments

6.7.2.17.1 Portable tanks shall be designed and constructed with a support structure to provide a secure base during carriage. The forces specified in 6.7.2.2.12 and the safety factor specified in 6.7.2.2.13 shall be considered in this aspect of the design. Skids, frameworks, cradles or other similar structures are acceptable.

6.7.2.17.2 The combined stresses caused by portable tank mountings (e.g. cradles, framework, etc.) and portable tank lifting and tie-down attachments shall not cause excessive stress in any portion of the shell. Permanent lifting and tie-down attachments shall be fitted to all portable tanks. Preferably they shall be fitted to the portable tank supports but may be secured to reinforcing plates located on the shell at the points of support.

6.7.2.17.3 In the design of supports and frameworks the effects of environmental corrosion shall be taken into account.

6.7.2.17.4 Forklift pockets shall be capable of being closed off. The means of closing forklift pockets shall be a permanent part of the framework or permanently attached to the framework. Single compartment portable tanks with a length less than 3.65 m need not have closed off forklift pockets provided that:

- (a) The shell including all the fittings are well protected from being hit by the forklift blades; and
- (b) The distance between the centres of the forklift pockets is at least half of the maximum length of the portable tank.


- 6.7.2.17.5** When portable tanks are not protected during carriage, according to 4.2.1.2, the shells and service equipment shall be protected against damage to the shell and service equipment resulting from lateral or longitudinal impact or overturning. External fittings shall be protected so as to preclude the release of the shell contents upon impact or overturning of the portable tank on its fittings. Examples of protection include:
- (a) Protection against lateral impact which may consist of longitudinal bars protecting the shell on both sides at the level of the median line;
 - (b) Protection of the portable tank against overturning which may consist of reinforcement rings or bars fixed across the frame;
 - (c) Protection against rear impact which may consist of a bumper or frame;
 - (d) Protection of the shell against damage from impact or overturning by use of an ISO frame in accordance with ISO 1496-3:1995.
- 6.7.2.18 Design approval**
- 6.7.2.18.1** The competent authority or its authorized body shall issue a design approval certificate for any new design of a portable tank. This certificate shall attest that a portable tank has been surveyed by that authority, is suitable for its intended purpose and meets the requirements of this Chapter and where appropriate, the provisions for substances provided in Chapter 4.2 and in Table A of Chapter 3.2. When a series of portable tanks are manufactured without change in the design, the certificate shall be valid for the entire series. The certificate shall refer to the prototype test report, the substances or group of substances allowed to be carried, the materials of construction of the shell and lining (when applicable) and an approval number. The approval number shall consist of the distinguishing sign or mark of the State in whose territory the approval was granted, indicated by the distinguishing sign used on vehicles in international road traffic², and a registration number. Any alternative arrangements according to 6.7.1.2 shall be indicated on the certificate. A design approval may serve for the approval of smaller portable tanks made of materials of the same kind and thickness, by the same fabrication techniques and with identical supports, equivalent closures and other appurtenances.
- 6.7.2.18.2** The prototype test report for the design approval shall include at least the following:
- (a) The results of the applicable framework test specified in ISO 1496-3:1995;
 - (b) The results of the initial inspection and test according to 6.7.2.19.3; and
 - (c) The results of the impact test in 6.7.2.19.1, when applicable.
- 6.7.2.19 Inspection and testing**
- 6.7.2.19.1** Portable tanks meeting the definition of container in the International Convention for Safe Containers (CSC), 1972, as amended, shall not be used unless they are successfully qualified by subjecting a representative prototype of each design to the Dynamic, Longitudinal Impact Test prescribed in the Manual of Tests and Criteria, Part IV, Section 41.
- 6.7.2.19.2** The shell and items of equipment of each portable tank shall be inspected and tested before being put into service for the first time (initial inspection and test) and thereafter at not more than five-year intervals (5 year periodic inspection and test) with an intermediate periodic inspection and test (2.5 year periodic inspection and test) midway between the 5 year periodic inspections and tests. The 2.5 year inspection and test may be performed within 3 months of the specified date. An exceptional inspection and test shall be performed regardless of the date of the last periodic inspection and test when necessary according to 6.7.2.19.7.
- 6.7.2.19.3** The initial inspection and test of a portable tank shall include a check of the design characteristics, an internal and external examination of the portable tank and its fittings with due regard to the substances to be carried, and a pressure test. Before the portable tank is placed into service, a leakproofness test and a check of the satisfactory operation of all service equipment shall also be performed. When the shell and its fittings have been pressure-tested separately, they shall be subjected together after assembly to a leakproofness test.
- 6.7.2.19.4** The 5-year periodic inspection and test shall include an internal and external examination and, as a general rule, a hydraulic pressure test. For tanks only used for the carriage of solid substances, other than toxic or corrosive substances that do not liquefy during carriage, the hydraulic pressure test may be replaced by a suitable pressure test at 1.5 times the MAWP, subject to competent authority approval. Sheathing, thermal insulation and the like shall be removed only to the extent required for reliable appraisal of the condition of the portable tank. When the shell and equipment have been pressure-tested separately, they shall be subjected together after assembly to a leakproofness test.

² Distinguishing sign of the State of registration used on motor vehicles and trailers in international road traffic, e.g. in accordance with the Geneva Convention on Road Traffic of 1949 or the Vienna Convention on Road Traffic of 1968.

- 6.7.2.19.5** The intermediate 2.5 year periodic inspection and test shall at least include an internal and external examination of the portable tank and its fittings with due regard to the substances intended to be carried, a leakproofness test and a check of the satisfactory operation of all service equipment. Sheathing, thermal insulation and the like shall be removed only to the extent required for reliable appraisal of the condition of the portable tank. For portable tanks intended for the carriage of a single substance, the 2.5 year internal examination may be waived or substituted by other test methods or inspection procedures specified by the competent authority or its authorized body.
- 6.7.2.19.6** A portable tank may not be filled and offered for carriage after the date of expiry of the last 5 year or 2.5 year periodic inspection and test as required by 6.7.2.19.2. However, a portable tank filled prior to the date of expiry of the last periodic inspection and test may be carried for a period not to exceed three months beyond the date of expiry of the last periodic test or inspection. In addition, a portable tank may be carried after the date of expiry of the last periodic test and inspection:
- (a) After emptying but before cleaning, for purposes of performing the next required test or inspection prior to refilling; and
 - (b) Unless otherwise approved by the competent authority, for a period not to exceed six months beyond the date of expiry of the last periodic test or inspection, in order to allow the return of dangerous goods for proper disposal or recycling. Reference to this exemption shall be mentioned in the transport document.
- 6.7.2.19.7** The exceptional inspection and test is necessary when the portable tank shows evidence of damaged or corroded areas, or leakage, or other conditions that indicate a deficiency that could affect the integrity of the portable tank. The extent of the exceptional inspection and test shall depend on the amount of damage or deterioration of the portable tank. It shall include at least the 2.5 year inspection and test according to 6.7.2.19.5.
- 6.7.2.19.8** The internal and external examinations shall ensure that:
- (a) The shell is inspected for pitting, corrosion, or abrasions, dents, distortions, defects in welds or any other conditions, including leakage, that might render the portable tank unsafe for carriage. The wall thickness shall be verified by appropriate measurement if this inspection indicates a reduction of wall thickness;
 - (b) The piping, valves, heating/cooling system, and gaskets are inspected for corroded areas, defects, or any other conditions, including leakage, that might render the portable tank unsafe for filling, discharge or carriage;
 - (c) Devices for tightening manhole covers are operative and there is no leakage at manhole covers or gaskets;
 - (d) Missing or loose bolts or nuts on any flanged connection or blank flange are replaced or tightened;
 - (e) All emergency devices and valves are free from corrosion, distortion and any damage or defect that could prevent their normal operation. Remote closure devices and self-closing stop-valves shall be operated to demonstrate proper operation;
 - (f) Linings, if any, are inspected in accordance with criteria outlined by the lining manufacturer;
 - (g) Required marks on the portable tank are legible and in accordance with the applicable requirements; and
 - (h) The framework, supports and arrangements for lifting the portable tank are in a satisfactory condition.
- 6.7.2.19.9** The inspections and tests in 6.7.2.19.1, 6.7.2.19.3, 6.7.2.19.4, 6.7.2.19.5 and 6.7.2.19.7 shall be performed or witnessed by an expert approved by the competent authority or its authorized body. When the pressure test is a part of the inspection and test, the test pressure shall be the one indicated on the data plate of the portable tank. While under pressure, the portable tank shall be inspected for any leaks in the shell, piping or equipment.
- 6.7.2.19.10** In all cases when cutting, burning or welding operations on the shell have been effected, that work shall be to the approval of the competent authority or its authorized body taking into account the pressure vessel code used for the construction of the shell. A pressure test to the original test pressure shall be performed after the work is completed.
- 6.7.2.19.11** When evidence of any unsafe condition is discovered, the portable tank shall not be returned to service until it has been corrected and the test is repeated and passed.

6.7.2.20 Marking


6.7.2.20.1 Every portable tank shall be fitted with a corrosion resistant metal plate permanently attached to the portable tank in a conspicuous place readily accessible for inspection. When for reasons of portable tank arrangements the plate cannot be permanently attached to the shell, the shell shall be marked with at least the information required by the pressure vessel code. As a minimum, at least the following information shall be marked on the plate by stamping or by any other similar method:

- (a) Owner information
 - (i) Owner's registration number;
- (b) Manufacturing information
 - (i) Country of manufacture;
 - (ii) Year of manufacture;
 - (iii) Manufacturer's name or mark;
 - (iv) Manufacturer's serial number;
- (c) Approval information
 - (i) The United Nations packaging symbol ;
This symbol shall not be used for any purpose other than certifying that a packaging, a flexible bulk container, a portable tank or an MEGC complies with the relevant requirements in Chapter 6.1, 6.2, 6.3, 6.5, 6.6, 6.7 or 6.11;
 - (ii) Approval country;
 - (iii) Authorized body for the design approval;
 - (iv) Design approval number;
 - (v) Letters "AA", if the design was approved under alternative arrangements (see 6.7.1.2);
 - (vi) Pressure vessel code to which the shell is designed;
- (d) Pressures
 - (i) MAWP (in bar gauge or kPa gauge)³;
 - (ii) Test pressure (in bar gauge or kPa gauge)³;
 - (iii) Initial pressure test date (month and year);
 - (iv) Identification mark of the initial pressure test witness;
 - (v) External design pressure⁴ (in bar gauge or kPa gauge)³;
 - (vi) MAWP for heating/cooling system (in bar gauge or kPa gauge)³ (when applicable);
- (e) Temperatures
 - (i) Design temperature range (in °C)³;
- (f) Materials
 - (i) Shell material(s) and material standard reference(s);
 - (ii) Equivalent thickness in reference steel (in mm)³;
 - (iii) Lining material (when applicable);
- (g) Capacity
 - (i) Tank water capacity at 20 °C (in litres)³;
This indication is to be followed by the symbol "S" when the shell is divided by surge plates into sections of not more than 7 500 litres capacity;
 - (ii) Water capacity of each compartment at 20 °C (in litres)³ (when applicable, for multi-compartment tanks).
This indication is to be followed by the symbol "S" when the compartment is divided by surge plates into sections of not more than 7 500 litres capacity;
- (h) Periodic inspections and tests
 - (i) Type of the most recent periodic test (2.5-year, 5-year or exceptional);
 - (ii) Date of the most recent periodic test (month and year);
 - (iii) Test pressure (in bar gauge or kPa gauge)³ of the most recent periodic test (if applicable);
 - (iv) Identification mark of the authorized body who performed or witnessed the most recent test.

³ The unit used shall be indicated.

⁴ See 6.7.2.2.10.

Figure 6.7.2.20.1: Example of a plate for marking

Owner's registration number							
MANUFACTURING INFORMATION							
Country of manufacture							
Year of manufacture							
Manufacturer							
Manufacturer's serial number							
APPROVAL INFORMATION							
	Approval country						
	Authorized body for design approval						
	Design approval number			"AA" (if applicable)			
Shell design code (pressure vessel code)							
PRESSURES							
MAWP				bar or kPa			
Test pressure				bar or kPa			
Initial pressure test date:		(mm/yyyy)		Witness stamp:			
External design pressure				bar or kPa			
MAWP for heating/cooling system (when applicable)				bar or kPa			
TEMPERATURES							
Design temperature range				°C to °C			
MATERIALS							
Shell material(s) and material standard reference(s)							
Equivalent thickness in reference steel				mm			
Lining material (when applicable)							
CAPACITY							
Tank water capacity at 20 °C				litres		"S" (if applicable)	
Water capacity of compartment ____ at 20 °C (when applicable, for multi-compartment tanks)				litres		"S" (if applicable)	
PERIODIC INSPECTIONS / TESTS							
Test type	Test date	Witness stamp and test pressure ^a		Test type	Test date	Witness stamp and test pressure ^a	
	(mm/yyyy)	bar or kPa			(mm/yyyy)	bar or kPa	

^a Test pressure if applicable.

6.7.2.20.2 The following particulars shall be durably marked either on the portable tank itself or on a metal plate firmly secured to the portable tank:

Name of the operator

Maximum permissible gross mass (MPGM) _____ kg

Unladen (tare) mass _____ kg

Portable tank instruction in accordance with 4.2.5.2.6

NOTE: For the identification of the substances being carried, see also Part 5.

6.7.2.20.3 If a portable tank is designed and approved for handling in open seas, the words "OFFSHORE PORTABLE TANK" shall be marked on the identification plate.

6.7.3 Requirements for the design, construction, inspection and testing of portable tanks intended for the carriage of non-refrigerated liquefied gases

NOTE: These requirements also apply to portable tanks intended for the carriage of chemicals under pressure (UN Nos. 3500, 3501, 3502, 3503, 3504 and 3505).

6.7.3.1 Definitions

For the purposes of this section:

Alternative arrangement means an approval granted by the competent authority for a portable tank or MEGC that has been designed, constructed or tested to technical requirements or testing methods other than those specified in this Chapter;

Design pressure means the pressure to be used in calculations required by a recognized pressure vessel code. The design pressure shall be not less than the highest of the following pressures:

- (a) The maximum effective gauge pressure allowed in the shell during filling or discharge; or
- (b) The sum of:
 - (i) the maximum effective gauge pressure to which the shell is designed as defined in (b) of the MAWP definition (see above); and
 - (ii) a head pressure determined on the basis of the static forces specified in 6.7.3.2.9, but not less than 0.35 bar;

Design reference temperature means the temperature at which the vapour pressure of the contents is determined for the purpose of calculating the MAWP. The design reference temperature shall be less than the critical temperature of the non-refrigerated liquefied gas or liquefied gas propellants of chemicals under pressure intended to be carried to ensure that the gas at all times is liquefied. This value for each portable tank type is as follows:

- (a) Shell with a diameter of 1.5 metres or less: 65 °C;
- (b) Shell with a diameter of more than 1.5 metres:
 - (i) without insulation or sun shield: 60 °C;
 - (ii) with sun shield (see 6.7.3.2.12): 55 °C; and
 - (iii) with insulation (see 6.7.3.2.12) : 50 °C;

Design temperature range for the shell shall be –40 °C to 50 °C for non-refrigerated liquefied gases carried under ambient conditions. More severe design temperatures shall be considered for portable tanks subjected to severe climatic conditions;

Filling density means the average mass of non-refrigerated liquefied gas per litre of shell capacity (kg/l). The filling density is given in portable tank instruction T50 in 4.2.5.2.6;

Leakproofness test means a test using gas subjecting the shell and its service equipment to an effective internal pressure of not less than 25% of the MAWP;

Maximum allowable working pressure (MAWP) means a pressure that shall be not less than the highest of the following pressures measured at the top of the shell while in operating position, but in no case less than 7 bar:

- (a) The maximum effective gauge pressure allowed in the shell during filling or discharge; or
- (b) The maximum effective gauge pressure to which the shell is designed, which shall be:
 - (i) for a non-refrigerated liquefied gas listed in the portable tank instruction T50 in 4.2.5.2.6, the MAWP (in bar) given in T50 portable tank instruction for that gas;
 - (ii) for other non-refrigerated liquefied gases, not less than the sum of:
 - the absolute vapour pressure (in bar) of the non-refrigerated liquefied gas at the design reference temperature minus 1 bar; and
 - the partial pressure (in bar) of air or other gases in the ullage space being determined by the design reference temperature and the liquid phase expansion due to an increase of the mean bulk temperature of $t_f - t_r$ (t_f = filling temperature, usually 15 °C, t_r = maximum mean bulk temperature, 50 °C);
 - (iii) for chemicals under pressure, the MAWP (in bar) given in T 50 portable tank instruction for the liquefied gas portion of the propellants listed in T 50 in 4.2.5.2.6;

Maximum permissible gross mass (MPGM) means the sum of the tare mass of the portable tank and the heaviest load authorized for carriage;

Mild steel means a steel with a guaranteed minimum tensile strength of 360 N/mm² to 440 N/mm² and a guaranteed minimum elongation at fracture conforming to 6.7.3.3.3.3;

Portable tank means a multimodal tank having a capacity of more than 450 litres used for the carriage of non-refrigerated liquefied gases of Class 2. The portable tank includes a shell fitted with service equipment and structural equipment necessary for the carriage of gases. The portable tank shall be capable of being filled and discharged without the removal of its structural equipment. It shall possess stabilizing members external to the shell, and shall be capable of being lifted when full. It shall be designed primarily to be loaded onto a road vehicle, wagon or sea-going or inland navigation vessel and shall be equipped with skids, mountings or accessories to facilitate mechanical handling. Tank-vehicles, tank-wagons, non-metallic tanks, intermediate bulk containers (IBCs), gas cylinders and large receptacles are not considered to fall within the definition for portable tanks;

Reference steel means a steel with a tensile strength of 370 N/mm² and an elongation at fracture of 27%;

Service equipment means measuring instruments and filling, discharge, venting, safety and insulating devices;

Shell means the part of the portable tank which retains the non-refrigerated liquefied gas intended for carriage (tank proper), including openings and their closures, but does not include service equipment or external structural equipment;

Structural equipment means the reinforcing, fastening, protective and stabilizing members external to the shell;

Test pressure means the maximum gauge pressure at the top of the shell during the pressure test.

6.7.3.2 General design and construction requirements

- 6.7.3.2.1** Shells shall be designed and constructed in accordance with the requirements of a pressure vessel code recognized by the competent authority. Shells shall be made of steel suitable for forming. The materials shall in principle conform to national or international material standards. For welded shells, only a material whose weldability has been fully demonstrated shall be used. Welds shall be skilfully made and afford complete safety. When the manufacturing process or the materials make it necessary, the shells shall be suitably heat-treated to guarantee adequate toughness in the weld and in the heat affected zones. In choosing the material the design temperature range shall be taken into account with respect to risk of brittle fracture, to stress corrosion cracking and to resistance to impact. When fine grain steel is used, the guaranteed value of the yield strength shall be not more than 460 N/mm² and the guaranteed value of the upper limit of the tensile strength shall be not more than 725 N/mm² according to the material specification. Portable tank materials shall be suitable for the external environment in which they may be carried.
- 6.7.3.2.2** Portable tank shells, fittings and pipework shall be constructed of materials which are:
(a) Substantially immune to attack by the non-refrigerated liquefied gas(es) intended to be carried; or
(b) Properly passivated or neutralized by chemical reaction.
- 6.7.3.2.3** Gaskets shall be made of materials compatible with the non-refrigerated liquefied gas(es) intended to be carried.
- 6.7.3.2.4** Contact between dissimilar metals which could result in damage by galvanic action shall be avoided.
- 6.7.3.2.5** The materials of the portable tank, including any devices, gaskets, and accessories, shall not adversely affect the non-refrigerated liquefied gas(es) intended for carriage in the portable tank.
- 6.7.3.2.6** Portable tanks shall be designed and constructed with supports to provide a secure base during carriage and with suitable lifting and tie-down attachments.
- 6.7.3.2.7** Portable tanks shall be designed to withstand, without loss of contents, at least the internal pressure due to the contents, and the static, dynamic and thermal loads during normal conditions of handling and carriage. The design shall demonstrate that the effects of fatigue, caused by repeated application of these loads through the expected life of the portable tank, have been taken into account.
- 6.7.3.2.8** Shells shall be designed to withstand an external pressure of at least 0.4 bar (gauge pressure) above the internal pressure without permanent deformation. When the shell is to be subjected to a significant vacuum before filling or during discharge it shall be designed to withstand an external pressure of at least 0.9 bar (gauge pressure) above the internal pressure and shall be proven at that pressure.

- 6.7.3.2.9** Portable tanks and their fastenings shall, under the maximum permissible load, be capable of absorbing the following separately applied static forces:
- (a) In the direction of travel: twice the MPGM multiplied by the acceleration due to gravity (g)⁵;
 - (b) Horizontally at right angles to the direction of travel: the MPGM (when the direction of travel is not clearly determined, the forces shall be equal to twice the MPGM) multiplied by the acceleration due to gravity (g)⁵;
 - (c) Vertically upwards: the MPGM multiplied by the acceleration due to gravity (g)⁵; and
 - (d) Vertically downwards: twice the MPGM (total loading including the effect of gravity) multiplied by the acceleration due to gravity (g)⁵.
- 6.7.3.2.10** Under each of the forces in 6.7.3.2.9, the safety factor to be observed shall be as follows:
- (a) For steels having a clearly defined yield point, a safety factor of 1.5 in relation to the guaranteed yield strength; or
 - (b) For steels with no clearly defined yield point, a safety factor of 1.5 in relation to the guaranteed 0.2% proof strength and, for austenitic steels, the 1% proof strength.
- 6.7.3.2.11** The values of yield strength or proof strength shall be the values according to national or international material standards. When austenitic steels are used, the specified minimum values of yield strength and proof strength according to the material standards may be increased by up to 15% when these greater values are attested in the material inspection certificate. When no material standard exists for the steel in question, the value of yield strength or proof strength used shall be approved by the competent authority.
- 6.7.3.2.12** When the shells intended for the carriage of non-refrigerated liquefied gases are equipped with thermal insulation, the thermal insulation systems shall satisfy the following requirements:
- (a) It shall consist of a shield covering not less than the upper third but not more than the upper half of the surface of the shell and separated from the shell by an air space about 40 mm across;
 - (b) It shall consist of a complete cladding of adequate thickness of insulating materials protected so as to prevent the ingress of moisture and damage under normal conditions of carriage and so as to provide a thermal conductance of not more than $0.67 \text{ (W} \cdot \text{m}^{-2} \cdot \text{K}^{-1})$;
 - (c) When the protective covering is so closed as to be gas-tight, a device shall be provided to prevent any dangerous pressure from developing in the insulating layer in the event of inadequate gas tightness of the shell or of its items of equipment; and
 - (d) The thermal insulation shall not inhibit access to the fittings and discharge devices.
- 6.7.3.2.13** Portable tanks intended for the carriage of flammable non-refrigerated liquefied gases shall be capable of being electrically earthed.
- 6.7.3.3 Design criteria**
- 6.7.3.3.1** Shells shall be of a circular cross-section.
- 6.7.3.3.2** Shells shall be designed and constructed to withstand a test pressure not less than 1.3 times the design pressure. The shell design shall take into account the minimum MAWP values provided in portable tank instruction T50 in 4.2.5.2.6 for each non-refrigerated liquefied gas intended for carriage. Attention is drawn to the minimum shell thickness requirements for these shells specified in 6.7.3.4.
- 6.7.3.3.3** For steels exhibiting a clearly defined yield point or characterized by a guaranteed proof strength (0.2% proof strength, generally, or 1% proof strength for austenitic steels) the primary membrane stress σ (sigma) in the shell shall not exceed $0.75 R_e$ or $0.50 R_m$, whichever is lower, at the test pressure, where:
- R_e = yield strength in N/mm^2 , or 0.2% proof strength or, for austenitic steels, 1% proof stress;
- R_m = minimum tensile strength in N/mm^2 .
- 6.7.3.3.3.1** The values of R_e and R_m to be used shall be the specified minimum values according to national or international material standards. When austenitic steels are used, the specified minimum values for R_e and R_m according to the material standards may be increased by up to 15% when these greater values are attested in the material inspection certificate. When no material standard exists for the steel in question, the values of R_e and R_m used shall be approved by the competent authority or its authorized body.
- 6.7.3.3.3.2** Steels which have a R_e/R_m ratio of more than 0.85 are not allowed for the construction of welded shells. The values of R_e and R_m to be used in determining this ratio shall be the values specified in the material inspection certificate.
- 6.7.3.3.3.3** Steels used in the construction of shells shall have an elongation at fracture, in %, of not less than $10\,000/R_m$ with an absolute minimum of 16% for fine grain steels and 20% for other steels.

⁵ For calculation purposes $g = 9.81 \text{ m/s}^2$.

6.7.3.3.3.4 For the purpose of determining actual values for materials, it shall be noted that for sheet metal, the axis of the tensile test specimen shall be at right angles (transversely) to the direction of rolling. The permanent elongation at fracture shall be measured on test specimens of rectangular cross sections in accordance with ISO 6892:1998 using a 50 mm gauge length.

6.7.3.4 Minimum shell thickness

6.7.3.4.1 The minimum shell thickness shall be the greater thickness based on:

- (a) The minimum thickness determined in accordance with the requirements in 6.7.3.4; and
- (b) The minimum thickness determined in accordance with the recognized pressure vessel code including the requirements in 6.7.3.3.

6.7.3.4.2 The cylindrical portions, ends (heads) and manhole covers of shells of not more than 1.80 m in diameter shall be not less than 5 mm thick in the reference steel or of equivalent thickness in the steel to be used. Shells of more than 1.80 m in diameter shall be not less than 6 mm thick in the reference steel or of equivalent thickness in the steel to be used.

6.7.3.4.3 The cylindrical portions, ends (heads) and manhole covers of all shells shall be not less than 4 mm thick regardless of the material of construction.

6.7.3.4.4 The equivalent thickness of a steel other than the thickness prescribed for the reference steel in 6.7.3.4.2 shall be determined using the following formula:

$$e_1 = \frac{21.4 e_0}{\sqrt[3]{R_{m1} A_1}}$$

where:

- e_1 = required equivalent thickness (in mm) of the steel to be used;
- e_0 = minimum thickness (in mm) for the reference steel specified in 6.7.3.4.2;
- R_{m1} = guaranteed minimum tensile strength (in N/mm²) of the steel to be used (see 6.7.3.3.3);
- A_1 = guaranteed minimum elongation at fracture (in %) of the steel to be used according to national or international standards.

6.7.3.4.5 In no case shall the wall thickness be less than that prescribed in 6.7.3.4.1 to 6.7.3.4.3. All parts of the shell shall have a minimum thickness as determined by 6.7.3.4.1 to 6.7.3.4.3. This thickness shall be exclusive of any corrosion allowance.

6.7.3.4.6 When mild steel is used (see 6.7.3.1), calculation using the formula in 6.7.3.4.4 is not required.

6.7.3.4.7 There shall be no sudden change of plate thickness at the attachment of the ends (heads) to the cylindrical portion of the shell.

6.7.3.5 Service equipment

6.7.3.5.1 Service equipment shall be so arranged as to be protected against the risk of being wrenched off or damaged during handling and carriage. When the connection between the frame and the shell allows relative movement between the sub-assemblies, the equipment shall be so fastened as to permit such movement without risk of damage to working parts. The external discharge fittings (pipe sockets, shut-off devices), the internal stop-valve and its seating shall be protected against the danger of being wrenched off by external forces (for example using shear sections). The filling and discharge devices (including flanges or threaded plugs) and any protective caps shall be capable of being secured against unintended opening.

6.7.3.5.2 All openings with a diameter of more than 1.5 mm in shells of portable tanks, except openings for pressure-relief devices, inspection openings and closed bleed holes, shall be fitted with at least three mutually independent shut-off devices in series, the first being an internal stop-valve, excess flow valve or equivalent device, the second being an external stop-valve and the third being a blank flange or equivalent device.

6.7.3.5.2.1 When a portable tank is fitted with an excess flow valve, the excess flow valve shall be so fitted that its seating is inside the shell or inside a welded flange or, when fitted externally, its mountings shall be designed so that in the event of impact its effectiveness shall be maintained. The excess flow valves shall be selected and fitted so as to close automatically when the rated flow specified by the manufacturer is reached. Connections and accessories leading to or from such a valve shall have a capacity for a flow more than the rated flow of the excess flow valve.

6.7.3.5.3 For filling and discharge openings, the first shut-off device shall be an internal stop-valve and the second shall be a stop-valve placed in an accessible position on each discharge and filling pipe.

- 6.7.3.5.4** For filling and discharge bottom openings of portable tanks intended for the carriage of flammable and/or toxic non-refrigerated liquefied gases or chemicals under pressure the internal stop-valve shall be a quick closing safety device which closes automatically in the event of unintended movement of the portable tank during filling or discharge or fire engulfment. Except for portable tanks having a capacity of not more than 1 000 litres, it shall be possible to operate this device by remote control.
- 6.7.3.5.5** In addition to filling, discharge and gas pressure equalizing orifices, shells may have openings in which gauges, thermometers and manometers can be fitted. Connections for such instruments shall be made by suitable welded nozzles or pockets and not be screwed connections through the shell.
- 6.7.3.5.6** All portable tanks shall be fitted with manholes or other inspection openings of suitable size to allow for internal inspection and adequate access for maintenance and repair of the interior.
- 6.7.3.5.7** External fittings shall be grouped together so far as reasonably practicable.
- 6.7.3.5.8** Each connection on a portable tank shall be clearly marked to indicate its function.
- 6.7.3.5.9** Each stop-valve or other means of closure shall be designed and constructed to a rated pressure not less than the MAWP of the shell taking into account the temperatures expected during carriage. All stop-valves with a screwed spindle shall close by a clockwise motion of the handwheel. For other stop-valves the position (open and closed) and direction of closure shall be clearly indicated. All stop-valves shall be designed to prevent unintentional opening.
- 6.7.3.5.10** Piping shall be designed, constructed and installed so as to avoid the risk of damage due to thermal expansion and contraction, mechanical shock and vibration. All piping shall be of suitable metallic material. Welded pipe joints shall be used wherever possible.
- 6.7.3.5.11** Joints in copper tubing shall be brazed or have an equally strong metal union. The melting point of brazing materials shall be no lower than 525 °C. The joints shall not decrease the strength of tubing as may happen when cutting threads.
- 6.7.3.5.12** The burst pressure of all piping and pipe fittings shall be not less than the highest of four times the MAWP of the shell or four times the pressure to which it may be subjected in service by the action of a pump or other device (except pressure-relief devices).
- 6.7.3.5.13** Ductile metals shall be used in the construction of valves and accessories.
- 6.7.3.6 Bottom openings**
- 6.7.3.6.1** Certain non-refrigerated liquefied gases shall not be carried in portable tanks with bottom openings when portable tank instruction T50 in 4.2.5.2.6 indicates that bottom openings are not allowed. There shall be no openings below the liquid level of the shell when it is filled to its maximum permissible filling limit.
- 6.7.3.7 Pressure-relief devices**
- 6.7.3.7.1** Portable tanks shall be provided with one or more spring-loaded pressure-relief devices. The pressure-relief devices shall open automatically at a pressure not less than the MAWP and be fully open at a pressure equal to 110% of the MAWP. These devices shall, after discharge, close at a pressure not lower than 10% below the pressure at which discharge starts and shall remain closed at all lower pressures. The pressure-relief devices shall be of a type that will resist dynamic forces including liquid surge. Frangible discs not in series with a spring-loaded pressure-relief device are not permitted.
- 6.7.3.7.2** Pressure-relief devices shall be designed to prevent the entry of foreign matter, the leakage of gas and the development of any dangerous excess pressure.
- 6.7.3.7.3** Portable tanks intended for the carriage of certain non-refrigerated liquefied gases identified in portable tank instruction T50 in 4.2.5.2.6 shall have a pressure-relief device approved by the competent authority. Unless a portable tank in dedicated service is fitted with an approved relief device constructed of materials compatible with the load, such device shall comprise a frangible disc preceding a spring-loaded device. The space between the frangible disc and the device shall be provided with a pressure gauge or a suitable tell-tale indicator. This arrangement permits the detection of disc rupture, pinholing or leakage which could cause a malfunction of the pressure-relief device. The frangible discs shall rupture at a nominal pressure 10% above the start-to-discharge pressure of the relief device.
- 6.7.3.7.4** In the case of multi-purpose portable tanks, the pressure-relief devices shall open at a pressure indicated in 6.7.3.7.1 for the gas having the highest maximum allowable pressure of the gases allowed to be carried in the portable tank.

6.7.3.8 Capacity of relief devices

6.7.3.8.1 The combined delivery capacity of the relief devices shall be sufficient that, in the event of total fire engulfment, the pressure (including accumulation) inside the shell does not exceed 120% of the MAWP. Spring-loaded relief devices shall be used to achieve the full relief capacity prescribed. In the case of multi-purpose tanks, the combined delivery capacity of the pressure-relief devices shall be taken for the gas which requires the highest delivery capacity of the gases allowed to be carried in portable tanks.

6.7.3.8.1.1 To determine the total required capacity of the relief devices, which shall be regarded as being the sum of the individual capacities of the several devices, the following formula⁶ shall be used:

$$Q = 12.4 \frac{FA^{0.82}}{LC} \sqrt{\frac{ZT}{M}}$$

where:

Q = minimum required rate of discharge in cubic metres of air per second (m³/s) at standard conditions: 1 bar and 0 °C (273 K);

F = is a coefficient with the following value:

for uninsulated shells: F = 1;

for insulated shells: F = U(649-t)/13.6 but in no case is less than 0.25

where:

U = thermal conductance of the insulation, in kW·m⁻²·K⁻¹, at 38 °C;

t = actual temperature of the non-refrigerated liquefied gas during filling (°C); when this temperature is unknown, let t=15 °C;

The value of F given above for insulated shells may be taken provided that the insulation is in accordance with 6.7.3.8.1.2;

A = total external surface area of shell in square metres;

Z = the gas compressibility factor in the accumulating condition (when this factor is unknown, let Z =1.0);

T = absolute temperature in Kelvin (°C + 273) above the pressure relief devices in the accumulating condition;

L = the latent heat of vaporization of the liquid, in kJ/kg, in the accumulating condition;

M = molecular mass of the discharged gas;

C = a constant which is derived from one of the following formulae as a function of the ratio k of specific heats

$$k = \frac{c_p}{c_v}$$

where

c_p is the specific heat at constant pressure; and

c_v is the specific heat at constant volume.

when k>1:

$$C = \sqrt{k \left(\frac{2}{k+1} \right)^{\frac{k+1}{k-1}}}$$

when k = 1 or k is unknown:

$$C = \frac{1}{\sqrt{e}} = 0.607$$

where e is the mathematical constant 2.7183.

⁶ This formula applies only to non-refrigerated liquefied gases which have critical temperatures well above the temperature at the accumulating condition. For gases which have critical temperatures near or below the temperature at the accumulating condition, the calculation of the pressure-relief device delivery capacity shall consider further thermodynamic properties of the gas (see for example CGA S-1.2-2003 "Pressure Relief Device Standards – Part 2 – Cargo and Portable Tanks for Compressed Gases").

C may also be taken from the following table:

k	C	k	C	k	C
1.00	0.607	1.26	0.660	1.52	0.704
1.02	0.611	1.28	0.664	1.54	0.707
1.04	0.615	1.30	0.667	1.56	0.710
1.06	0.620	1.32	0.671	1.58	0.713
1.08	0.624	1.34	0.674	1.60	0.716
1.10	0.628	1.36	0.678	1.62	0.719
1.12	0.633	1.38	0.681	1.64	0.722
1.14	0.637	1.40	0.685	1.66	0.725
1.16	0.641	1.42	0.688	1.68	0.728
1.18	0.645	1.44	0.691	1.70	0.731
1.20	0.649	1.46	0.695	2.00	0.770
1.22	0.652	1.48	0.698	2.20	0.793
1.24	0.656	1.50	0.701		

6.7.3.8.1.2 Insulation systems, used for the purpose of reducing the venting capacity, shall be approved by the competent authority or its authorized body. In all cases, insulation systems approved for this purpose shall:

- (a) Remain effective at all temperatures up to 649 °C; and
- (b) Be jacketed with a material having a melting point of 700 °C or greater.

6.7.3.9 Marking of pressure-relief devices

6.7.3.9.1 Every pressure-relief device shall be plainly and permanently marked with the following particulars:

- (a) The pressure (in bar or kPa) at which it is set to discharge;
- (b) The allowable tolerance at the discharge pressure for spring-loaded devices;
- (c) The reference temperature corresponding to the rated pressure for frangible discs;
- (d) The rated flow capacity of the device in standard cubic metres of air per second (m³/s); and
- (e) The cross sectional flow areas of the spring loaded pressure-relief devices and frangible discs in mm².

When practicable, the following information shall also be shown:

- (f) The manufacturer's name and relevant catalogue number of the device.

6.7.3.9.2 The rated flow capacity marked on the pressure-relief devices shall be determined according to ISO 4126-1:2004 and ISO 4126-7:2004.

6.7.3.10 Connections to pressure-relief devices

6.7.3.10.1 Connections to pressure-relief devices shall be of sufficient size to enable the required discharge to pass unrestricted to the safety device. No stop-valve shall be installed between the shell and the pressure-relief devices except when duplicate devices are provided for maintenance or other reasons and the stop-valves serving the devices actually in use are locked open or the stop-valves are interlocked so that at least one of the duplicate devices is always operable and capable of meeting the requirements of 6.7.3.8. There shall be no obstruction in an opening leading to a vent or pressure-relief device which might restrict or cut-off the flow from the shell to that device. Vents from the pressure-relief devices, when used, shall deliver the relieved vapour or liquid to the atmosphere in conditions of minimum back-pressure on the relieving device.

6.7.3.11 Siting of pressure-relief devices

6.7.3.11.1 Each pressure-relief device inlet shall be situated on top of the shell in a position as near the longitudinal and transverse centre of the shell as reasonably practicable. All pressure relief device inlets shall under maximum filling conditions be situated in the vapour space of the shell and the devices shall be so arranged as to ensure that the escaping vapour is discharged unrestrictedly. For flammable non-refrigerated liquefied gases, the escaping vapour shall be directed away from the shell in such a manner that it cannot impinge upon the shell. Protective devices which deflect the flow of vapour are permissible provided the required relief-device capacity is not reduced.

6.7.3.11.2 Arrangements shall be made to prevent access to the pressure-relief devices by unauthorized persons and to protect the devices from damage caused by the portable tank overturning.

6.7.3.12 Gauging devices

6.7.3.12.1 Unless a portable tank is intended to be filled by weight it shall be equipped with one or more gauging devices. Glass level-gauges and gauges made of other fragile material, which are in direct communication with the contents of the shell shall not be used.

6.7.3.13 Portable tank supports, frameworks, lifting and tie-down attachments

- 6.7.3.13.1** Portable tanks shall be designed and constructed with a support structure to provide a secure base during carriage. The forces specified in 6.7.3.2.9 and the safety factor specified in 6.7.3.2.10 shall be considered in this aspect of the design. Skids, frameworks, cradles or other similar structures are acceptable.
- 6.7.3.13.2** The combined stresses caused by portable tank mountings (e.g. cradles, frameworks, etc.) and portable tank lifting and tie-down attachments shall not cause excessive stress in any portion of the shell. Permanent lifting and tie-down attachments shall be fitted to all portable tanks. Preferably they shall be fitted to the portable tank supports but may be secured to reinforcing plates located on the shell at the points of support.
- 6.7.3.13.3** In the design of supports and frameworks the effects of environmental corrosion shall be taken into account.
- 6.7.3.13.4** Forklift pockets shall be capable of being closed off. The means of closing forklift pockets shall be a permanent part of the framework or permanently attached to the framework. Single compartment portable tanks with a length less than 3.65 m need not have closed off forklift pockets provided that:
- (a) The shell and all the fittings are well protected from being hit by the forklift blades; and
 - (b) The distance between the centres of the forklift pockets is at least half of the maximum length of the portable tank.
- 6.7.3.13.5** When portable tanks are not protected during carriage, according to 4.2.2.3, the shells and service equipment shall be protected against damage to the shell and service equipment resulting from lateral or longitudinal impact or overturning. External fittings shall be protected so as to preclude the release of the shell contents upon impact or overturning of the portable tank on its fittings. Examples of protection include:
- (a) Protection against lateral impact which may consist of longitudinal bars protecting the shell on both sides at the level of the median line;
 - (b) Protection of the portable tank against overturning which may consist of reinforcement rings or bars fixed across the frame;
 - (c) Protection against rear impact which may consist of a bumper or frame;
 - (d) Protection of the shell against damage from impact or overturning by use of an ISO frame in accordance with ISO 1496-3:1995.

6.7.3.14 Design approval

- 6.7.3.14.1** The competent authority or its authorized body shall issue a design approval certificate for any new design of a portable tank. This certificate shall attest that a portable tank has been surveyed by that authority, is suitable for its intended purpose and meets the requirements of this Chapter and where appropriate the provisions for gases provided in portable tank instruction T 50 in 4.2.5.2.6. When a series of portable tanks are manufactured without change in the design, the certificate shall be valid for the entire series. The certificate shall refer to the prototype test report, the gases allowed to be carried, the materials of construction of the shell and an approval number. The approval number shall consist of the distinguishing sign or mark of the State in whose territory the approval was granted, indicated by the distinguishing sign used on vehicles in international road traffic⁷, and a registration number. Any alternative arrangements according to 6.7.1.2 shall be indicated on the certificate. A design approval may serve for the approval of smaller portable tanks made of materials of the same kind and thickness, by the same fabrication techniques and with identical supports, equivalent closures and other appurtenances.
- 6.7.3.14.2** The prototype test report for the design approval shall include at least the following:
- (a) The results of the applicable framework test specified in ISO 1496-3:1995;
 - (b) The results of the initial inspection and test in 6.7.3.15.3; and
 - (c) The results of the impact test in 6.7.3.15.1, when applicable.

6.7.3.15 Inspection and testing

- 6.7.3.15.1** Portable tanks meeting the definition of container in the International Convention for Safe Containers (CSC), 1972, as amended, shall not be used unless they are successfully qualified by subjecting a representative prototype of each design to the Dynamic, Longitudinal Impact Test prescribed in the Manual of Tests and Criteria, Part IV, Section 41.

⁷ Distinguishing sign of the State of registration used on motor vehicles and trailers in international road traffic, e.g. in accordance with the Geneva Convention on Road Traffic of 1949 or the Vienna Convention on Road Traffic of 1968.

- 6.7.3.15.2** The shell and items of equipment of each portable tank shall be inspected and tested before being put into service for the first time (initial inspection and test) and thereafter at not more than five-year intervals (5 year periodic inspection and test) with an intermediate periodic inspection and test (2.5 year periodic inspection and test) midway between the 5 year periodic inspections and tests. The 2.5 year inspection and test may be performed within 3 months of the specified date. An exceptional inspection and test shall be performed regardless of the last periodic inspection and test when necessary according to 6.7.3.15.7.
- 6.7.3.15.3** The initial inspection and test of a portable tank shall include a check of the design characteristics, an internal and external examination of the portable tank and its fittings with due regard to the non-refrigerated liquefied gases to be carried, and a pressure test referring to the test pressures according to 6.7.3.3.2. The pressure test may be performed as a hydraulic test or by using another liquid or gas with the agreement of the competent authority or its authorized body. Before the portable tank is placed into service, a leakproofness test and a test of the satisfactory operation of all service equipment shall also be performed. When the shell and its fittings have been pressure-tested separately, they shall be subjected together after assembly to a leakproofness test. All welds subject to full stress level in the shell shall be inspected during the initial test by radiographic, ultrasonic, or another suitable non-destructive test method. This does not apply to the jacket.
- 6.7.3.15.4** The 5 year periodic inspection and test shall include an internal and external examination and, as a general rule, a hydraulic pressure test. Sheathing, thermal insulation and the like shall be removed only to the extent required for reliable appraisal of the condition of the portable tank. When the shell and equipment have been pressure-tested separately, they shall be subjected together after assembly to a leakproofness test.
- 6.7.3.15.5** The intermediate 2.5 year periodic inspection and test shall at least include an internal and external examination of the portable tank and its fittings with due regard to the non-refrigerated liquefied gases intended to be carried, a leakproofness test and a check of the satisfactory operation of all service equipment. Sheathing thermal insulation and the like shall be removed only to the extent required for reliable appraisal of the condition of the portable tank. For portable tanks intended for the carriage of a single non-refrigerated liquefied gas, the 2.5 year internal examination may be waived or substituted by other test methods or inspection procedures specified by the competent authority or its authorized body.
- 6.7.3.15.6** A portable tank may not be filled and offered for carriage after the date of expiry of the last 5 year or 2.5 year periodic inspection and test as required by 6.7.3.15.2. However a portable tank filled prior to the date of expiry of the last periodic inspection and test may be carried for a period not to exceed three months beyond the date of expiry of the last periodic test or inspection. In addition, a portable tank may be carried after the date of expiry of the last periodic test and inspection:
- (a) After emptying but before cleaning, for purposes of performing the next required test or inspection prior to refilling; and
 - (b) Unless otherwise approved by the competent authority, for a period not to exceed six months beyond the date of expiry of the last periodic test or inspection, in order to allow the return of dangerous goods for proper disposal or recycling. Reference to this exemption shall be mentioned in the transport document.
- 6.7.3.15.7** The exceptional inspection and test is necessary when the portable tank shows evidence of damaged or corroded areas, or leakage, or other conditions that indicate a deficiency that could affect the integrity of the portable tank. The extent of the exceptional inspection and test shall depend on the amount of damage or deterioration of the portable tank. It shall include at least the 2.5 year inspection and test according to 6.7.3.15.5.
- 6.7.3.15.8** The internal and external examinations shall ensure that:
- (a) The shell is inspected for pitting, corrosion, or abrasions, dents, distortions, defects in welds or any other conditions, including leakage, that might render the portable tank unsafe for carriage. The wall thickness shall be verified by appropriate measurement if this inspection indicates a reduction of wall thickness;
 - (b) The piping, valves, and gaskets are inspected for corroded areas, defects, or any other conditions, including leakage, that might render the portable tank unsafe for filling, discharge or carriage;
 - (c) Devices for tightening manhole covers are operative and there is no leakage at manhole covers or gaskets;
 - (d) Missing or loose bolts or nuts on any flanged connection or blank flange are replaced or tightened;
 - (e) All emergency devices and valves are free from corrosion, distortion and any damage or defect that could prevent their normal operation. Remote closure devices and self-closing stop-valves shall be operated to demonstrate proper operation;
 - (f) Required marks on the portable tank are legible and in accordance with the applicable requirements; and
 - (g) The framework, the supports and the arrangements for lifting the portable tank are in satisfactory condition.
- 6.7.3.15.9** The inspections and tests in 6.7.3.15.1, 6.7.3.15.3, 6.7.3.15.4, 6.7.3.15.5 and 6.7.3.15.7 shall be performed or witnessed by an expert approved by the competent authority or its authorized body. When the pressure test is a part of the inspection and test, the test pressure shall be the one indicated on the data plate of the portable tank. While under pressure, the portable tank shall be inspected for any leaks in the shell, piping or equipment.

6.7.3.15.10 In all cases when cutting, burning or welding operations on the shell have been effected, that work shall be to the approval of the competent authority or its authorized body taking into account the pressure vessel code used for the construction of the shell. A pressure test to the original test pressure shall be performed after the work is completed.

6.7.3.15.11 When evidence of any unsafe condition is discovered, the portable tank shall not be returned to service until it has been corrected and the pressure test is repeated and passed.

6.7.3.16 Marking

6.7.3.16.1 Every portable tank shall be fitted with a corrosion resistant metal plate permanently attached to the portable tank in a conspicuous place readily accessible for inspection. When for reasons of portable tank arrangements the plate cannot be permanently attached to the shell, the shell shall be marked with at least the information required by the pressure vessel code. As a minimum, at least the following information shall be marked on the plate by stamping or by any other similar method:

(a) Owner information

(i) Owner's registration number;

(b) Manufacturing information


(i) Country of manufacture;

(ii) Year of manufacture;

(iii) Manufacturer's name or mark;

(iv) Manufacturer's serial number;

(c) Approval information

(i) The United Nations packaging symbol ;

This symbol shall not be used for any purpose other than certifying that a packaging, a flexible bulk container, a portable tank or an MEGC complies with the relevant requirements in Chapter 6.1, 6.2, 6.3, 6.5, 6.6, 6.7 or 6.11;

(ii) Approval country;

(iii) Authorized body for the design approval;

(iv) Design approval number;

(v) Letters "AA", if the design was approved under alternative arrangements (see 6.7.1.2);

(vi) Pressure vessel code to which the shell is designed;

(d) Pressures

(i) MAWP (in bar gauge or kPa gauge)⁸;

(ii) Test pressure (in bar gauge or kPa gauge)⁸;

(iii) Initial pressure test date (month and year);

(iv) Identification mark of the initial pressure test witness;

(v) External design pressure⁹ (in bar gauge or kPa gauge)⁸;

(e) Temperatures

(i) Design temperature range (in °C)⁸;

(ii) Design reference temperature (in °C)⁸;

(f) Materials

(i) Shell material(s) and material standard reference(s);

(ii) Equivalent thickness in reference steel (in mm)⁸;

(g) Capacity

(i) Tank water capacity at 20 °C (in litres)⁸;

(h) Periodic inspections and tests

(i) Type of the most recent periodic test (2.5-year, 5-year or exceptional);

(ii) Date of the most recent periodic test (month and year);


(iii) Test pressure (in bar gauge or kPa gauge)⁸ of the most recent periodic test (if applicable);

(iv) Identification mark of the authorized body who performed or witnessed the most recent test.

⁸ The unit used shall be indicated.

⁹ See 6.7.3.2.8.

Figure 6.7.3.16.1: Example of a plate for marking

Owner's registration number							
MANUFACTURING INFORMATION							
Country of manufacture							
Year of manufacture							
Manufacturer							
Manufacturer's serial number							
APPROVAL INFORMATION							
	Approval country						
	Authorized body for design approval						
	Design approval number			"AA" (if applicable)			
Shell design code (pressure vessel code)							
PRESSURES							
MAWP				bar or kPa			
Test pressure				bar or kPa			
Initial pressure test date:		(mm/yyyy)		Witness stamp:			
External design pressure				bar or kPa			
TEMPERATURES							
Design temperature range				°C to °C			
Design reference temperature				°C			
MATERIALS							
Shell material(s) and material standard reference(s)							
Equivalent thickness in reference steel				mm			
CAPACITY							
Tank water capacity at 20 °C				litres			
PERIODIC INSPECTIONS / TESTS							
Test type	Test date	Witness stamp and test pressure ^a		Test type	Test date	Witness stamp and test pressure ^a	
	(mm/yyyy)	bar or kPa			(mm/yyyy)	bar or kPa	

^a Test pressure if applicable.

6.7.3.16.2 The following information shall be durably marked either on the portable tank itself or on a metal plate firmly secured to the portable tank:

Name of the operator

Name of non-refrigerated liquefied gas(es) permitted for carriage

Maximum permissible load mass for each non-refrigerated liquefied gas permitted _____ kg

Maximum permissible gross mass (MPGM) _____ kg

Unladen (tare) mass _____ kg

Portable tank instruction in accordance with 4.2.5.2.6

NOTE: For the identification of the non-refrigerated liquefied gases being carried, see also Part 5.

6.7.3.16.3 If a portable tank is designed and approved for handling in open seas, the words "OFFSHORE PORTABLE TANK" shall be marked on the identification plate.

6.7.4 Requirements for the design, construction, inspection and testing of portable tanks intended for the carriage of refrigerated liquefied gases

6.7.4.1 Definitions

For the purposes of this section:

Alternative arrangement means an approval granted by the competent authority for a portable tank or MEGC that has been designed, constructed or tested to technical requirements or testing methods other than those specified in this Chapter;

Holding time means the time that will elapse from the establishment of the initial filling condition until the pressure has risen due to heat influx to the lowest set pressure of the pressure limiting device(s);

Jacket means the outer insulation cover or cladding which may be part of the insulation system;

Leakproofness test means a test using gas subjecting the shell and its service equipment, to an effective internal pressure not less than 90% of the MAWP;

Maximum allowable working pressure (MAWP) means the maximum effective gauge pressure permissible at the top of the shell of a loaded portable tank in its operating position including the highest effective pressure during filling and discharge;

Maximum permissible gross mass (MPGM) means the sum of the tare mass of the portable tank and the heaviest load authorized for carriage;

Minimum design temperature means the temperature which is used for the design and construction of the shell not higher than the lowest (coldest) temperature (service temperature) of the contents during normal conditions of filling, discharge and carriage;

Portable tank means a thermally insulated multimodal tank having a capacity of more than 450 litres fitted with service equipment and structural equipment necessary for the carriage of refrigerated liquefied gases. The portable tank shall be capable of being filled and discharged without the removal of its structural equipment. It shall possess stabilizing members external to the tank, and shall be capable of being lifted when full. It shall be designed primarily to be loaded onto a road vehicle, wagon or sea-going or inland navigation vessel and shall be equipped with skids, mountings or accessories to facilitate mechanical handling. Tank-vehicles, tank-wagons, non-metallic tanks, intermediate bulk containers (IBCs), gas cylinders and large receptacles are not considered to fall within the definition for portable tanks;

Reference steel means a steel with a tensile strength of 370 N/mm² and an elongation at fracture of 27%;

Service equipment means measuring instruments and filling, discharge, venting, safety, pressurizing, cooling and thermal insulation devices;

Shell means the part of the portable tank which retains the refrigerated liquefied gas intended for carriage, including openings and their closures, but does not include service equipment or external structural equipment;

Structural equipment means the reinforcing, fastening, protective and stabilizing members external to the shell;

Tank means a construction which normally consists of either:

- (a) A jacket and one or more inner shells where the space between the shell(s) and the jacket is exhausted of air (vacuum insulation) and may incorporate a thermal insulation system; or
- (b) A jacket and an inner shell with an intermediate layer of solid thermally insulating material (e.g. solid foam);

Test pressure means the maximum gauge pressure at the top of the shell during the pressure test.

6.7.4.2 General design and construction requirements

6.7.4.2.1 Shells shall be designed and constructed in accordance with the requirements of a pressure vessel code recognized by the competent authority. Shells and jackets shall be made of metallic materials suitable for forming. Jackets shall be made of steel. Non-metallic materials may be used for the attachments and supports between the shell and jacket, provided their material properties at the minimum design temperature are proven to be sufficient. The materials shall in principle conform to national or international material standards. For welded shells and jackets only materials whose weldability has been fully demonstrated shall be used. Welds shall be skilfully made and afford complete safety. When the manufacturing process or the materials make it necessary, the shell shall be suitably heat treated to guarantee adequate toughness in the weld and in the heat affected zones. In choosing the material, the minimum design temperature shall be taken into account with respect to risk of brittle fracture, to hydrogen embrittlement, to stress corrosion cracking and to resistance to impact. When fine grain steel is used, the guaranteed value of the yield strength shall be not

more than 460 N/mm² and the guaranteed value of the upper limit of the tensile strength shall be not more than 725 N/mm² in accordance with the material specifications. Portable tank materials shall be suitable for the external environment in which they may be carried.

- 6.7.4.2.2** Any part of a portable tank, including fittings, gaskets and pipe-work, which can be expected normally to come into contact with the refrigerated liquefied gas carried shall be compatible with that refrigerated liquefied gas.
- 6.7.4.2.3** Contact between dissimilar metals which could result in damage by galvanic action shall be avoided.
- 6.7.4.2.4** The thermal insulation system shall include a complete covering of the shell(s) with effective insulating materials. External insulation shall be protected by a jacket so as to prevent the ingress of moisture and other damage under normal carriage conditions.
- 6.7.4.2.5** When a jacket is so closed as to be gas-tight, a device shall be provided to prevent any dangerous pressure from developing in the insulation space.
- 6.7.4.2.6** Portable tanks intended for the carriage of refrigerated liquefied gases having a boiling point below minus (–)182 °C at atmospheric pressure shall not include materials which may react with oxygen or oxygen enriched atmospheres in a dangerous manner, when located in parts of the thermal insulation when there is a risk of contact with oxygen or with oxygen enriched fluid.
- 6.7.4.2.7** Insulating materials shall not deteriorate unduly in service.
- 6.7.4.2.8** A reference holding time shall be determined for each refrigerated liquefied gas intended for carriage in a portable tank.
- 6.7.4.2.8.1** The reference holding time shall be determined by a method recognized by the competent authority on the basis of the following:
- (a) The effectiveness of the insulation system, determined in accordance with 6.7.4.2.8.2;
 - (b) The lowest set pressure of the pressure limiting device(s);
 - (c) The initial filling conditions;
 - (d) An assumed ambient temperature of 30 °C;
 - (e) The physical properties of the individual refrigerated liquefied gas intended to be carried.
- 6.7.4.2.8.2** The effectiveness of the insulation system (heat influx in watts) shall be determined by type testing the portable tank in accordance with a procedure recognized by the competent authority. This test shall consist of either:
- (a) A constant pressure test (for example at atmospheric pressure) when the loss of refrigerated liquefied gas is measured over a period of time; or
 - (b) A closed system test when the rise in pressure in the shell is measured over a period of time.
- When performing the constant pressure test, variations in atmospheric pressure shall be taken into account. When performing either tests corrections shall be made for any variation of the ambient temperature from the assumed ambient temperature reference value of 30 °C.
- NOTE:** For the determination of the actual holding time before each journey, refer to 4.2.3.7.
- 6.7.4.2.9** The jacket of a vacuum-insulated double-wall tank shall have either an external design pressure not less than 100 kPa (1 bar) (gauge pressure) calculated in accordance with a recognized technical code or a calculated critical collapsing pressure of not less than 200 kPa (2 bar) (gauge pressure). Internal and external reinforcements may be included in calculating the ability of the jacket to resist the external pressure.
- 6.7.4.2.10** Portable tanks shall be designed and constructed with supports to provide a secure base during carriage and with suitable lifting and tie-down attachments.
- 6.7.4.2.11** Portable tanks shall be designed to withstand, without loss of contents, at least the internal pressure due to the contents, and the static, dynamic and thermal loads during normal conditions of handling and carriage. The design shall demonstrate that the effects of fatigue, caused by repeated application of these loads through the expected life of the portable tank, have been taken into account.
- 6.7.4.2.12** Portable tanks and their fastenings under the maximum permissible load shall be capable of absorbing the following separately applied static forces:
- (a) In the direction of travel: twice the MPGM multiplied by the acceleration due to gravity (g)¹⁰;

¹⁰ For calculation purposes $g = 9.81 \text{ m/s}^2$.

- (b) Horizontally at right angles to the direction of travel: the MPGM (when the direction of travel is not clearly determined, the forces shall be equal to twice the MPGM) multiplied by the acceleration due to gravity (g)¹⁰;
 - (c) Vertically upwards: the MPGM multiplied by the acceleration due to gravity (g)¹⁰; and
 - (d) Vertically downwards: twice the MPGM (total loading including the effect of gravity) multiplied by the acceleration due to gravity (g)¹⁰.
- 6.7.4.2.13** Under each of the forces in 6.7.4.2.12, the safety factor to be observed shall be as follows:
- (a) For materials having a clearly defined yield point, a safety factor of 1.5 in relation to the guaranteed yield strength; and
 - (b) For materials with no clearly defined yield point, a safety factor of 1.5 in relation to the guaranteed 0.2% proof strength or, in case of austenitic steels, the 1% proof strength.
- 6.7.4.2.14** The values of yield strength or proof strength shall be the values according to national or international material standards. When austenitic steels are used, the specified minimum values according to the material standards may be increased by up to 15% when greater values are attested in the material inspection certificate. When no material standard exists for the metal in question, or when non-metallic materials are used the values of yield strength or proof strength shall be approved by the competent authority.
- 6.7.4.2.15** Portable tanks intended for the carriage of flammable refrigerated liquefied gases shall be capable of being electrically earthed.
- 6.7.4.3 Design criteria**
- 6.7.4.3.1** Shells shall be of a circular cross section.
- 6.7.4.3.2** Shells shall be designed and constructed to withstand a test pressure not less than 1.3 times the MAWP. For shells with vacuum insulation the test pressure shall not be less than 1.3 times the sum of the MAWP and 100 kPa (1 bar). In no case shall the test pressure be less than 300 kPa (3 bar) (gauge pressure). Attention is drawn to the minimum shell thickness requirements, specified in 6.7.4.4.2 to 6.7.4.4.7.
- 6.7.4.3.3** For metals exhibiting a clearly defined yield point or characterized by a guaranteed proof strength (0.2% proof strength, generally, or 1% proof strength for austenitic steels) the primary membrane stress σ (sigma) in the shell shall not exceed 0.75 Re or 0.50 Rm, whichever is lower, at the test pressure, where:
 Re = yield strength in N/mm², or 0.2% proof strength or, for austenitic steels, 1% proof strength;
 Rm = minimum tensile strength in N/mm².
- 6.7.4.3.3.1** The values of Re and Rm to be used shall be the specified minimum values according to national or international material standards. When austenitic steels are used, the specified minimum values for Re and Rm according to the material standards may be increased by up to 15% when greater values are attested in the material inspection certificate. When no material standard exists for the metal in question, the values of Re and Rm used shall be approved by the competent authority or its authorized body.
- 6.7.4.3.3.2** Steels which have a Re/Rm ratio of more than 0.85 are not allowed for the construction of welded shells. The values of Re and Rm to be used in determining this ratio shall be the values specified in the material inspection certificate.
- 6.7.4.3.3.3** Steels used in the construction of shells shall have an elongation at fracture, in %, of not less than 10 000/Rm with an absolute minimum of 16% for fine grain steels and 20% for other steels. Aluminium and aluminium alloys used in the construction of shells shall have an elongation at fracture, in %, of not less than 10 000/6Rm with an absolute minimum of 12%.
- 6.7.4.3.3.4** For the purpose of determining actual values for materials, it shall be noted that for sheet metal, the axis of the tensile test specimen shall be at right angles (transversely) to the direction of rolling. The permanent elongation at fracture shall be measured on test specimens of rectangular cross sections in accordance with ISO 6892:1998 using a 50 mm gauge length.
- 6.7.4.4 Minimum shell thickness**
- 6.7.4.4.1** The minimum shell thickness shall be the greater thickness based on:
- (a) The minimum thickness determined in accordance with the requirements in 6.7.4.4.2 to 6.7.4.4.7; or
 - (b) The minimum thickness determined in accordance with the recognized pressure vessel code including the requirements in 6.7.4.3.
- 6.7.4.4.2** Shells of not more than 1.80 m in diameter shall be not less than 5 mm thick in the reference steel or of equivalent thickness in the metal to be used. Shells of more than 1.80 m in diameter shall be not less than 6 mm thick in the reference steel or of equivalent thickness in the metal to be used.

- 6.7.4.4.3** Shells of vacuum-insulated tanks of not more than 1.80 m in diameter shall be not less than 3 mm thick in the reference steel or of equivalent thickness in the metal to be used. Such shells of more than 1.80 m in diameter shall be not less than 4 mm thick in the reference steel or of equivalent thickness in the metal to be used.
- 6.7.4.4.4** For vacuum-insulated tanks, the aggregate thickness of the jacket and the shell shall correspond to the minimum thickness prescribed in 6.7.4.4.2, the thickness of the shell itself being not less than the minimum thickness prescribed in 6.7.4.4.3.
- 6.7.4.4.5** Shells shall be not less than 3 mm thick regardless of the material of construction.
- 6.7.4.4.6** The equivalent thickness of a metal other than the thickness prescribed for the reference steel in 6.7.4.4.2 and 6.7.4.4.3 shall be determined using the following formula:

$$e_1 = \frac{21.4 e_0}{\sqrt[3]{R_{m1} A_1}}$$

where:

- e_1 = required equivalent thickness (in mm) of the metal to be used;
 e_0 = minimum thickness (in mm) of the reference steel specified in 6.7.4.4.2 and 6.7.4.4.3;
 R_{m1} = guaranteed minimum tensile strength (in N/mm²) of the metal to be used (see 6.7.4.3.3);
 A_1 = guaranteed minimum elongation at fracture (in %) of the metal to be used according to national or international standards.

- 6.7.4.4.7** In no case shall the wall thickness be less than that prescribed in 6.7.4.4.1 to 6.7.4.4.5. All parts of the shell shall have a minimum thickness as determined by 6.7.4.4.1 to 6.7.4.4.6. This thickness shall be exclusive of any corrosion allowance.

- 6.7.4.4.8** There shall be no sudden change of plate thickness at the attachment of the ends (heads) to the cylindrical portion of the shell.

6.7.4.5 Service equipment

- 6.7.4.5.1** Service equipment shall be so arranged as to be protected against the risk of being wrenched off or damaged during handling and carriage. When the connection between the frame and the tank or the jacket and the shell allows relative movement, the equipment shall be so fastened as to permit such movement without risk of damage to working parts. The external discharge fittings (pipe sockets, shut-off devices), the stop-valve and its seating shall be protected against the danger of being wrenched off by external forces (for example using shear sections). The filling and discharge devices (including flanges or threaded plugs) and any protective caps shall be capable of being secured against unintended opening.
- 6.7.4.5.2** Each filling and discharge opening in portable tanks used for the carriage of flammable refrigerated liquefied gases shall be fitted with at least three mutually independent shut-off devices in series, the first being a stop-valve situated as close as reasonably practicable to the jacket, the second being a stop-valve and the third being a blank flange or equivalent device. The shut-off device closest to the jacket shall be a quick closing device, which closes automatically in the event of unintended movement of the portable tank during filling or discharge or fire engulfment. This device shall also be possible to operate by remote control.
- 6.7.4.5.3** Each filling and discharge opening in portable tanks used for the carriage of non-flammable refrigerated liquefied gases shall be fitted with at least two mutually independent shut-off devices in series, the first being a stop-valve situated as close as reasonably practicable to the jacket, the second a blank flange or equivalent device.
- 6.7.4.5.4** For sections of piping which can be closed at both ends and where liquid product can be trapped, a method of automatic pressure relief shall be provided to prevent excess pressure build-up within the piping.
- 6.7.4.5.5** Vacuum insulated tanks need not have an opening for inspection.
- 6.7.4.5.6** External fittings shall be grouped together so far as reasonably practicable.
- 6.7.4.5.7** Each connection on a portable tank shall be clearly marked to indicate its function.
- 6.7.4.5.8** Each stop-valve or other means of closure shall be designed and constructed to a rated pressure not less than the MAWP of the shell taking into account the temperature expected during carriage. All stop-valves with a screwed spindle shall be closed by a clockwise motion of the handwheel. In the case of other stop-valves the position (open and closed) and direction of closure shall be clearly indicated. All stop-valves shall be designed to prevent unintentional opening.

- 6.7.4.5.9** When pressure-building units are used, the liquid and vapour connections to that unit shall be provided with a valve as close to the jacket as reasonably practicable to prevent the loss of contents in case of damage to the pressure-building unit.
- 6.7.4.5.10** Piping shall be designed, constructed and installed so as to avoid the risk of damage due to thermal expansion and contraction, mechanical shock and vibration. All piping shall be of a suitable material. To prevent leakage due to fire, only steel piping and welded joints shall be used between the jacket and the connection to the first closure of any outlet. The method of attaching the closure to this connection shall be to the satisfaction of the competent authority or its authorized body. Elsewhere pipe joints shall be welded when necessary.
- 6.7.4.5.11** Joints in copper tubing shall be brazed or have an equally strong metal union. The melting point of brazing materials shall be no lower than 525 °C. The joints shall not decrease the strength of the tubing as may happen when cutting threads.
- 6.7.4.5.12** The materials of construction of valves and accessories shall have satisfactory properties at the lowest operating temperature of the portable tank.
- 6.7.4.5.13** The burst pressure of all piping and pipe fittings shall be not less than the highest of four times the MAWP of the shell or four times the pressure to which it may be subjected in service by the action of a pump or other device (except pressure-relief devices).
- 6.7.4.6 Pressure-relief devices**
- 6.7.4.6.1** Every shell shall be provided with not less than two independent spring-loaded pressure-relief devices. The pressure-relief devices shall open automatically at a pressure not less than the MAWP and be fully open at a pressure equal to 110% of the MAWP. These devices shall, after discharge, close at a pressure not lower than 10% below the pressure at which discharge starts and shall remain closed at all lower pressures. The pressure-relief devices shall be of the type that will resist dynamic forces including surge.
- 6.7.4.6.2** Shells for non-flammable refrigerated liquefied gases and hydrogen may in addition have frangible discs in parallel with the spring-loaded devices as specified in 6.7.4.7.2 and 6.7.4.7.3.
- 6.7.4.6.3** Pressure-relief devices shall be designed to prevent the entry of foreign matter, the leakage of gas and the development of any dangerous excess pressure.
- 6.7.4.6.4** Pressure-relief devices shall be approved by the competent authority or its authorized body.
- 6.7.4.7 Capacity and setting of pressure-relief devices**
- 6.7.4.7.1** In the case of the loss of vacuum in a vacuum-insulated tank or of loss of 20% of the insulation of a tank insulated with solid materials, the combined capacity of all pressure-relief devices installed shall be sufficient so that the pressure (including accumulation) inside the shell does not exceed 120% of the MAWP.
- 6.7.4.7.2** For non-flammable refrigerated liquefied gases (except oxygen) and hydrogen, this capacity may be achieved by the use of frangible discs in parallel with the required safety-relief devices. Frangible discs shall rupture at nominal pressure equal to the test pressure of the shell.
- 6.7.4.7.3** Under the circumstances described in 6.7.4.7.1 and 6.7.4.7.2 together with complete fire engulfment the combined capacity of all pressure-relief devices installed shall be sufficient to limit the pressure in the shell to the test pressure.
- 6.7.4.7.4** The required capacity of the relief devices shall be calculated in accordance with a well-established technical code recognized by the competent authority¹¹.
- 6.7.4.8 Marking of pressure-relief devices**
- 6.7.4.8.1** Every pressure-relief device shall be plainly and permanently marked with the following particulars:
- (a) The pressure (in bar or kPa) at which it is set to discharge;
 - (b) The allowable tolerance at the discharge pressure for spring-loaded devices;
 - (c) The reference temperature corresponding to the rated pressure for frangible discs;
 - (d) The rated flow capacity of the device in standard cubic meters of air per second (m³/s); and
 - (e) The cross sectional flow areas of the spring loaded pressure-relief devices and frangible discs in mm².
- When practicable, the following information shall also be shown:
- (f) The manufacturer's name and relevant catalogue number of the device.

¹¹ See for example CGA S-1.2-2003 "Pressure Relief Device Standards – Part 2 – Cargo and Portable Tanks for Compressed Gases".

- 6.7.4.8.2** The rated flow capacity marked on the pressure-relief devices shall be determined according to ISO 4126-1:2004 and ISO 4126-7:2004.
- 6.7.4.9 Connections to pressure-relief devices**
- 6.7.4.9.1** Connections to pressure-relief devices shall be of sufficient size to enable the required discharge to pass unrestricted to the safety device. No stop-valve shall be installed between the shell and the pressure-relief devices except when duplicate devices are provided for maintenance or other reasons and the stop-valves serving the devices actually in use are locked open or the stop-valves are interlocked so that the requirements of 6.7.4.7 are always fulfilled. There shall be no obstruction in an opening leading to a vent or pressure-relief device which might restrict or cut-off the flow from the shell to that device. Pipework to vent the vapour or liquid from the outlet of the pressure-relief devices, when used, shall deliver the relieved vapour or liquid to the atmosphere in conditions of minimum back-pressure on the relieving device.
- 6.7.4.10 Siting of pressure-relief devices**
- 6.7.4.10.1** Each pressure-relief device inlet shall be situated on top of the shell in a position as near the longitudinal and transverse centre of the shell as reasonably practicable. All pressure-relief device inlets shall under maximum filling conditions be situated in the vapour space of the shell and the devices shall be so arranged as to ensure that the escaping vapour is discharged unrestrictedly. For refrigerated liquefied gases, the escaping vapour shall be directed away from the tank and in such a manner that it cannot impinge upon the tank. Protective devices which deflect the flow of vapour are permissible provided the required relief-device capacity is not reduced.
- 6.7.4.10.2** Arrangements shall be made to prevent access to the devices by unauthorized persons and to protect the devices from damage caused by the portable tank overturning.
- 6.7.4.11 Gauging devices**
- 6.7.4.11.1** Unless a portable tank is intended to be filled by weight, it shall be equipped with one or more gauging devices. Glass level-gauges and gauges made of other fragile material, which are in direct communication with the contents of the shell shall not be used.
- 6.7.4.11.2** A connection for a vacuum gauge shall be provided in the jacket of a vacuum-insulated portable tank.
- 6.7.4.12 Portable tank supports, frameworks, lifting and tie-down attachments**
- 6.7.4.12.1** Portable tanks shall be designed and constructed with a support structure to provide a secure base during carriage. The forces specified in 6.7.4.2.12 and the safety factor specified in 6.7.4.2.13 shall be considered in this aspect of the design. Skids, frameworks, cradles or other similar structures are acceptable.
- 6.7.4.12.2** The combined stresses caused by portable tank mountings (e.g. cradles, frameworks, etc.) and portable tank lifting and tie-down attachments shall not cause excessive stress in any portion of the tank. Permanent lifting and tie-down attachments shall be fitted to all portable tanks. Preferably they shall be fitted to the portable tank supports but may be secured to reinforcing plates located on the tank at the points of support.
- 6.7.4.12.3** In the design of supports and frameworks the effects of environmental corrosion shall be taken into account.
- 6.7.4.12.4** Forklift pockets shall be capable of being closed off. The means of closing forklift pockets shall be a permanent part of the framework or permanently attached to the framework. Single compartment portable tanks with a length less than 3.65 m need not have closed off forklift pockets provided that:
- (a) The tank and all the fittings are well protected from being hit by the forklift blades; and
 - (b) The distance between the centres of the forklift pockets is at least half of the maximum length of the portable tank.
- 6.7.4.12.5** When portable tanks are not protected during carriage, according to 4.2.3.3, the shells and service equipment shall be protected against damage to the shell and service equipment resulting from lateral or longitudinal impact or overturning. External fittings shall be protected so as to preclude the release of the shell contents upon impact or overturning of the portable tank on its fittings. Examples of protection include:
- (a) Protection against lateral impact which may consist of longitudinal bars protecting the shell on both sides at the level of the median line;
 - (b) Protection of the portable tank against overturning which may consist of reinforcement rings or bars fixed across the frame;
 - (c) Protection against rear impact which may consist of a bumper or frame;
 - (d) Protection of the shell against damage from impact or overturning by use of an ISO frame in accordance with ISO 1496-3:1995;
 - (e) Protection of the portable tank from impact or overturning by a vacuum insulation jacket.

6.7.4.13 Design approval

6.7.4.13.1 The competent authority or its authorized body shall issue a design approval certificate for any new design of a portable tank. This certificate shall attest that a portable tank has been surveyed by that authority, is suitable for its intended purpose and meets the requirements of this Chapter. When a series of portable tanks are manufactured without change in the design, the certificate shall be valid for the entire series. The certificate shall refer to the prototype test report, the refrigerated liquefied gases allowed to be carried, the materials of construction of the shell and jacket and an approval number. The approval number shall consist of the distinguishing sign or mark of the State in whose territory the approval was granted, indicated by the distinguishing sign used on vehicles in international road traffic¹², and a registration number. Any alternative arrangements according to 6.7.1.2 shall be indicated on the certificate. A design approval may serve for the approval of smaller portable tanks made of materials of the same kind and thickness, by the same fabrication techniques and with identical supports, equivalent closures and other appurtenances.

6.7.4.13.2 The prototype test report for the design approval shall include at least the following:

- (a) The results of the applicable frame-work test specified in ISO 1496-3:1995;
- (b) The results of the initial inspection and test in 6.7.4.14.3; and
- (c) The results of the impact test in 6.7.4.14.1, when applicable.

6.7.4.14 Inspection and testing

6.7.4.14.1 Portable tanks meeting the definition of container in the International Convention for Safe Containers (CSC), 1972, as amended, shall not be used unless they are successfully qualified by subjecting a representative prototype of each design to the Dynamic, Longitudinal Impact Test prescribed in the Manual of Tests and Criteria, Part IV, Section 41.

6.7.4.14.2 The shell and items of equipment of each portable tank shall be inspected and tested before being put into service for the first time (initial inspection and test) and thereafter at not more than five-year intervals (5 year periodic inspection and test) with an intermediate periodic inspection and test (2.5 year periodic inspection and test) midway between the 5 year periodic inspections and tests. The 2.5 year inspection and test may be performed within 3 months of the specified date. An exceptional inspection and test shall be performed regardless of the last periodic inspection and test when necessary according to 6.7.4.14.7.

6.7.4.14.3 The initial inspection and test of a portable tank shall include a check of the design characteristics, an internal and external examination of the portable tank shell and its fittings with due regard to the refrigerated liquefied gases to be carried, and a pressure test referring to the test pressures according to 6.7.4.3.2. The pressure test may be performed as a hydraulic test or by using another liquid or gas with the agreement of the competent authority or its authorized body. Before the portable tank is placed into service, a leakproofness test and a check of the satisfactory operation of all service equipment shall also be performed. When the shell and its fittings have been pressure-tested separately, they shall be subjected together after assembly to a leakproofness test. All welds subject to full stress level shall be inspected during the initial test by radiographic, ultrasonic, or another suitable non-destructive test method. This does not apply to the jacket.


6.7.4.14.4 The 5 and 2.5 year periodic inspections and tests shall include an external examination of the portable tank and its fittings with due regard to the refrigerated liquefied gases carried, a leakproofness test, a check of the satisfactory operation of all service equipment and a vacuum reading, when applicable. In the case of non-vacuum insulated tanks, the jacket and insulation shall be removed during the 2.5 year and the 5 year periodic inspections and tests but only to the extent necessary for a reliable appraisal.

6.7.4.14.5 (Deleted)

6.7.4.14.6 A portable tank may not be filled and offered for carriage after the date of expiry of the last 5 year or 2.5 year periodic inspection and test as required by 6.7.4.14.2. However a portable tank filled prior to the date of expiry of the last periodic inspection and test may be carried for a period not to exceed three months beyond the date of expiry of the last periodic test or inspection. In addition, a portable tank may be carried after the date of expiry of the last periodic test and inspection:

- (a) After emptying but before cleaning, for purposes of performing the next required test or inspection prior to refilling; and
- (b) Unless otherwise approved by the competent authority, for a period not to exceed six months beyond the date of expiry of the last periodic test or inspection, in order to allow the return of dangerous goods for proper disposal or recycling. Reference to this exemption shall be mentioned in the transport document.

¹² Distinguishing sign of the State of registration used on motor vehicles and trailers in international road traffic, e.g. in accordance with the Geneva Convention on Road Traffic of 1949 or the Vienna Convention on Road Traffic of 1968.


- 6.7.4.14.7** The exceptional inspection and test is necessary when the portable tank shows evidence of damaged or corroded areas, leakage, or any other conditions that indicate a deficiency that could affect the integrity of the portable tank. The extent of the exceptional inspection and test shall depend on the amount of damage or deterioration of the portable tank. It shall include at least the 2.5 year inspection and test according to 6.7.4.14.4.
- 6.7.4.14.8** The internal examination during the initial inspection and test shall ensure that the shell is inspected for pitting, corrosion, or abrasions, dents, distortions, defects in welds or any other conditions, that might render the portable tank unsafe for carriage.
- 6.7.4.14.9** The external examination shall ensure that:
- (a) The external piping, valves, pressurizing/cooling systems when applicable and gaskets are inspected for corroded areas, defects, or any other conditions, including leakage, that might render the portable tank unsafe for filling, discharge or carriage;
 - (b) There is no leakage at any manhole covers or gaskets;
 - (c) Missing or loose bolts or nuts on any flanged connection or blank flange are replaced or tightened;
 - (d) All emergency devices and valves are free from corrosion, distortion and any damage or defect that could prevent their normal operation. Remote closure devices and self-closing stop-valves shall be operated to demonstrate proper operation;
 - (e) Required marks on the portable tank are legible and in accordance with the applicable requirements; and
 - (f) The framework, the supports and the arrangements for lifting the portable tank are in satisfactory condition.
- 6.7.4.14.10** The inspections and tests in 6.7.4.14.1, 6.7.4.14.3, 6.7.4.14.4 and 6.7.4.14.7 shall be performed or witnessed by an expert approved by the competent authority or its authorized body. When the pressure test is a part of the inspection and test, the test pressure shall be the one indicated on the data plate of the portable tank. While under pressure, the portable tank shall be inspected for any leaks in the shell, piping or equipment.
- 6.7.4.14.11** In all cases when cutting, burning or welding operations on the shell of a portable tank have been effected, that work shall be to the approval of the competent authority or its authorized body taking into account the pressure vessel code used for the construction of the shell. A pressure test to the original test pressure shall be performed after the work is completed.
- 6.7.4.14.12** When evidence of any unsafe condition is discovered, the portable tank shall not be returned to service until it has been corrected and the test is repeated and passed.
- 6.7.4.15 Marking**
- 6.7.4.15.1** Every portable tank shall be fitted with a corrosion resistant metal plate permanently attached to the portable tank in a conspicuous place readily accessible for inspection. When for reasons of portable tank arrangements the plate cannot be permanently attached to the shell, the shell shall be marked with at least the information required by the pressure vessel code. As a minimum, at least the following information shall be marked on the plate by stamping or by any other similar method:
- (a) Owner information
 - (i) Owner's registration number;
 - (b) Manufacturing information
 - (i) Country of manufacture;
 - (ii) Year of manufacture;
 - (iii) Manufacturer's name or mark;
 - (iv) Manufacturer's serial number;
 - (c) Approval information
 - (i) The United Nations packaging symbol ;

This symbol shall not be used for any purpose other than certifying that a packaging, a flexible bulk container, a portable tank or an MEGC complies with the relevant requirements in Chapter 6.1, 6.2, 6.3, 6.5, 6.6, 6.7 or 6.11;
 - (ii) Approval country;
 - (iii) Authorized body for the design approval;
 - (iv) Design approval number;
 - (v) Letters "AA", if the design was approved under alternative arrangements (see 6.7.1.2);
 - (vi) Pressure vessel code to which the shell is designed;

- (d) Pressures
 - (i) MAWP (in bar gauge or kPa gauge)¹³;
 - (ii) Test pressure (in bar gauge or kPa gauge)¹³;
 - (iii) Initial pressure test date (month and year);
 - (iv) Identification mark of the initial pressure test witness;
- (e) Temperatures
 - (i) Minimum design temperature (in °C)¹³;
- (f) Materials
 - (i) Shell material(s) and material standard reference(s);
 - (ii) Equivalent thickness in reference steel (in mm)¹³;
- (g) Capacity
 - (i) Tank water capacity at 20 °C (in litres)¹³;
- (h) Insulation
 - (i) Either "Thermally insulated" or "Vacuum insulated" (as applicable);
 - (ii) Effectiveness of the insulation system (heat influx) (in Watts)¹³;
- (i) Holding times – for each refrigerated liquefied gas permitted to be carried in the portable tank
 - (i) Name, in full, of the refrigerated liquefied gas;
 - (ii) Reference holding time (in days or hours)¹³;
 - (iii) Initial pressure (in bar gauge or kPa gauge)¹³;
 - (iv) Degree of filling (in kg)¹³;
- (j) Periodic inspections and tests
 - (i) Type of the most recent periodic test (2.5-year, 5-year or exceptional);
 - (ii) Date of the most recent periodic test (month and year);
 - (iii) Identification mark of the authorized body who performed or witnessed the most recent test.

¹³ The unit used shall be indicated.

Figure 6.7.4.15.1: Example of a plate for marking

Owner's registration number					
MANUFACTURING INFORMATION					
Country of manufacture					
Year of manufacture					
Manufacturer					
Manufacturer's serial number					
APPROVAL INFORMATION					
	Approval country				
	Authorized body for design approval				
	Design approval number			"AA" (if applicable)	
Shell design code (pressure vessel code)					
PRESSURES					
MAWP				bar or kPa	
Test pressure				bar or kPa	
Initial pressure test date:		(mm/yyyy)	Witness stamp:		
TEMPERATURES					
Minimum design temperature				°C	
MATERIALS					
Shell material(s) and material standard reference(s)					
Equivalent thickness in reference steel				mm	
CAPACITY					
Tank water capacity at 20 °C				litres	
INSULATION					
"Thermally insulated" or "Vacuum insulated" (as applicable)					
Heat influx				Watts	
HOLDING TIMES					
Refrigerated liquefied gas(es) permitted	Reference holding time		Initial pressure		Degree of filling
	days or hours		bar or kPa		kg
PERIODIC INSPECTIONS / TESTS					
Test type	Test date	Witness stamp	Test type	Test date	Witness stamp
	(mm/yyyy)			(mm/yyyy)	

6.7.4.15.2 The following particulars shall be durably marked either on the portable tank itself or on a metal plate firmly secured to the portable tank.

Name of the owner and the operator

Name of the refrigerated liquefied gas being carried (and minimum mean bulk temperature)

Maximum permissible gross mass (MPGM) _____ kg

Unladen (tare) mass _____ kg

Actual holding time for gas being carried _____ days (or hours)

Portable tank instruction in accordance with 4.2.5.2.6

NOTE: For the identification of the refrigerated liquefied gas(es) being carried, see also Part 5.

6.7.4.15.3 If a portable tank is designed and approved for handling in open seas, the words "OFFSHORE PORTABLE TANK" shall be marked on the identification plate.

6.7.5 Requirements for the design, construction, inspection and testing of UN multiple-element gas containers (MEGCs) intended for the carriage of non-refrigerated gases

6.7.5.1 Definitions

For the purposes of this section:

Alternative arrangement means an approval granted by the competent authority for a portable tank or MEGC that has been designed, constructed or tested to technical requirements or testing methods other than those specified in this Chapter;

Elements are cylinders, tubes or bundles of cylinders;

Leakproofness test means a test using gas subjecting the elements and the service equipment of the MEGC to an effective internal pressure of not less than 20% of the test pressure;

Manifold means an assembly of piping and valves connecting the filling and/or discharge openings of the elements;

Maximum permissible gross mass (MPGM) means the sum of the tare mass of the MEGC and the heaviest load authorized for carriage;

Service equipment means measuring instruments and filling, discharge, venting and safety devices;

Structural equipment means the reinforcing, fastening, protective and stabilizing members external to the elements;

UN multiple-element gas containers (MEGCs) are multimodal assemblies of cylinders, tubes and bundles of cylinders which are interconnected by a manifold and which are assembled within a framework. The MEGC includes service equipment and structural equipment necessary for the carriage of gases.

6.7.5.2 General design and construction requirements

6.7.5.2.1 The MEGC shall be capable of being filled and discharged without the removal of its structural equipment. It shall possess stabilizing members external to the elements to provide structural integrity for handling and carriage. MEGCs shall be designed and constructed with supports to provide a secure base during carriage and with lifting and tie-down attachments which are adequate for lifting the MEGC including when filled to its maximum permissible gross mass. The MEGC shall be designed to be loaded onto a road vehicle, wagon or sea-going or inland navigation vessel and shall be equipped with skids, mountings or accessories to facilitate mechanical handling.

6.7.5.2.2 MEGCs shall be designed, manufactured and equipped in such a way as to withstand all conditions to which they will be subjected during normal conditions of handling and carriage. The design shall take into account the effects of dynamic loading and fatigue.

6.7.5.2.3 Elements of an MEGC shall be made of seamless steel and be constructed and tested according to 6.2.1 and 6.2.2. All of the elements in an MEGC shall be of the same design type.

6.7.5.2.4 Elements of MEGCs, fittings and pipework shall be:
(a) compatible with the substances intended to be carried (see ISO 11114-1:2012 and ISO 11114-2:2013);
or
(b) properly passivated or neutralized by chemical reaction.

6.7.5.2.5 Contact between dissimilar metals which could result in damage by galvanic action shall be avoided.

6.7.5.2.6 The materials of the MEGC, including any devices, gaskets, and accessories, shall not adversely affect the gas(es) intended for carriage in the MEGC.

6.7.5.2.7 MEGCs shall be designed to withstand, without loss of contents, at least the internal pressure due to the contents, and the static, dynamic and thermal loads during normal conditions of handling and carriage. The design shall demonstrate that the effects of fatigue, caused by repeated application of these loads through the expected life of the multiple-element gas container, have been taken into account.

- 6.7.5.2.8** MEGCs and their fastenings shall, under the maximum permissible load, be capable of withstanding the following separately applied static forces:
- (a) in the direction of travel: twice the MPGM multiplied by the acceleration due to gravity (g)¹⁴;
 - (b) horizontally at right angles to the direction of travel: the MPGM (when the direction of travel is not clearly determined, the forces shall be equal to twice the MPGM) multiplied by the acceleration due to gravity (g)¹⁴;
 - (c) vertically upwards: the MPGM multiplied by the acceleration due to gravity (g)¹⁴; and
 - (d) vertically downwards: twice the MPGM (total loading including the effect of gravity) multiplied by the acceleration due to gravity (g)¹⁴.
- 6.7.5.2.9** Under the forces defined in 6.7.5.2.8, the stress at the most severely stressed point of the elements shall not exceed the values given in either the relevant standards of 6.2.2.1 or, if the elements are not designed, constructed and tested according to those standards, in the technical code or standard recognised or approved by the competent authority of the country of use (see 6.2.5).
- 6.7.5.2.10** Under each of the forces in 6.7.5.2.8, the safety factor for the framework and fastenings to be observed shall be as follows:
- (a) for steels having a clearly defined yield point, a safety factor of 1.5 in relation to the guaranteed yield strength; or
 - (b) for steels with no clearly defined yield point, a safety factor of 1.5 in relation to the guaranteed 0.2% proof strength and, for austenitic steels, the 1% proof strength.
- 6.7.5.2.11** MEGCs intended for the carriage of flammable gases shall be capable of being electrically earthed.
- 6.7.5.2.12** The elements shall be secured in a manner that prevents undesired movement in relation to the structure and the concentration of harmful localized stresses.
- 6.7.5.3 Service equipment**
- 6.7.5.3.1** Service equipment shall be configured or designed to prevent damage that could result in the release of the pressure receptacle contents during normal conditions of handling and carriage. When the connection between the frame and the elements allows relative movement between the sub-assemblies, the equipment shall be so fastened as to permit such movement without damage to working parts. The manifolds, the discharge fittings (pipe sockets, shut-off devices), and the stop-valves shall be protected from being wrenched off by external forces. Manifold piping leading to shut-off valves shall be sufficiently flexible to protect the valves and the piping from shearing, or releasing the pressure receptacle contents. The filling and discharge devices (including flanges or threaded plugs) and any protective caps shall be capable of being secured against unintended opening.
- 6.7.5.3.2** Each element intended for the carriage of toxic gases (gases of groups T, TF, TC, TO, TFC and TOC) shall be fitted with a valve. The manifold for liquefied toxic gases (gases of classification codes 2T, 2TF, 2TC, 2TO, 2TFC and 2TOC) shall be so designed that the elements can be filled separately and be kept isolated by a valve capable of being sealed. For the carriage of flammable gases (gases of group F), the elements shall be divided into groups of not more than 3 000 litres each isolated by a valve.
- 6.7.5.3.3** For filling and discharge openings of the MEGC, two valves in series shall be placed in an accessible position on each discharge and filling pipe. One of the valves may be a non-return valve. The filling and discharge devices may be fitted to a manifold. For sections of piping which can be closed at both ends and where a liquid product can be trapped, a pressure-relief valve shall be provided to prevent excessive pressure build-up. The main isolation valves on an MEGC shall be clearly marked to indicate their directions of closure. Each stop-valve or other means of closure shall be designed and constructed to withstand a pressure equal to or greater than 1.5 times the test pressure of the MEGC. All stop-valves with screwed spindles shall close by a clockwise motion of the handwheel. For other stop-valves, the position (open and closed) and direction of closure shall be clearly indicated. All stop-valves shall be designed and positioned to prevent unintentional opening. Ductile metals shall be used in the construction of valves or accessories.
- 6.7.5.3.4** Piping shall be designed, constructed and installed so as to avoid damage due to expansion and contraction, mechanical shock and vibration. Joints in tubing shall be brazed or have an equally strong metal union. The melting point of brazing materials shall be no lower than 525 °C. The rated pressure of the service equipment and of the manifold shall be not less than two thirds of the test pressure of the elements.

¹⁴ For calculation purposes $g = 9.81 \text{ m/s}^2$.

6.7.5.4 Pressure-relief devices

- 6.7.5.4.1** The elements of MEGCs used for the carriage of UN No. 1013 carbon dioxide and UN No. 1070 nitrous oxide shall be divided into groups of not more than 3 000 litres each isolated by a valve. Each group shall be fitted with one or more pressure relief devices. If so required by the competent authority of the country of use, MEGCs for other gases shall be fitted with pressure relief devices as specified by that competent authority.
- 6.7.5.4.2** When pressure relief devices are fitted, every element or group of elements of an MEGC that can be isolated shall then be fitted with one or more pressure relief devices. Pressure relief devices shall be of a type that will resist dynamic forces including liquid surge and shall be designed to prevent the entry of foreign matter, the leakage of gas and the development of any dangerous excess pressure.
- 6.7.5.4.3** MEGCs used for the carriage of certain non-refrigerated gases identified in portable tank instruction T50 in 4.2.5.2.6 may have a pressure-relief device as required by the competent authority of the country of use. Unless an MEGC in dedicated service is fitted with an approved pressure relief device constructed of materials compatible with the gas carried, such a device shall comprise a frangible disc preceding a spring-loaded device. The space between the frangible disc and the spring-loaded device may be equipped with a pressure gauge or a suitable telltale indicator. This arrangement permits the detection of disc rupture, pinholing or leakage which could cause a malfunction of the pressure relief device. The frangible disc shall rupture at a nominal pressure 10% above the start-to-discharge pressure of the spring-loaded device.
- 6.7.5.4.4** In the case of multi-purpose MEGCs used for the carriage of low-pressure liquefied gases, the pressure-relief devices shall open at a pressure as specified in 6.7.3.7.1 for the gas having the highest maximum allowable working pressure of the gases allowed to be carried in the MEGC.

6.7.5.5 Capacity of pressure relief devices

- 6.7.5.5.1** The combined delivery capacity of the pressure relief devices when fitted shall be sufficient that, in the event of total fire engulfment of the MEGC, the pressure (including accumulation) inside the elements does not exceed 120% of the set pressure of the pressure relief device. The formula provided in CGA S-1.2-2003 "Pressure Relief Device Standards – Part 2 – Cargo and Portable Tanks for Compressed Gases" shall be used to determine the minimum total flow capacity for the system of pressure relief devices. CGA S-1.1-2003 "Pressure Relief Device Standards – Part 1 – Cylinders for Compressed Gases" may be used to determine the relief capacity of individual elements. Spring-loaded pressure relief devices may be used to achieve the full relief capacity prescribed in the case of low pressure liquefied gases. In the case of multi-purpose MEGCs, the combined delivery capacity of the pressure-relief devices shall be taken for the gas which requires the highest delivery capacity of the gases allowed to be carried in the MEGC.
- 6.7.5.5.2** To determine the total required capacity of the pressure relief devices installed on the elements for the carriage of liquefied gases, the thermodynamic properties of the gas shall be considered (see, for example, CGA S-1.2-2003 "Pressure Relief Device Standards – Part 2 – Cargo and Portable Tanks for Compressed Gases" for low pressure liquefied gases and CGA S-1.1-2003 "Pressure Relief Device Standards – Part 1 – Cylinders for Compressed Gases" for high pressure liquefied gases).

6.7.5.6 Marking of pressure-relief devices

- 6.7.5.6.1** Pressure relief devices shall be clearly and permanently marked with the following:
- (a) the manufacturer's name and relevant catalogue number;
 - (b) the set pressure and/or the set temperature;
 - (c) the date of the last test;
 - (d) The cross sectional flow areas of the spring loaded pressure-relief devices and frangible discs in mm².
- 6.7.5.6.2** The rated flow capacity marked on spring loaded pressure relief devices for low pressure liquefied gases shall be determined according to ISO 4126-1:2004 and ISO 4126-7:2004.

6.7.5.7 Connections to pressure-relief devices

- 6.7.5.7.1** Connections to pressure-relief devices shall be of sufficient size to enable the required discharge to pass unrestricted to the pressure relief device. No stop-valve shall be installed between the element and the pressure-relief devices, except when duplicate devices are provided for maintenance or other reasons, and the stop-valves serving the devices actually in use are locked open, or the stop-valves are interlocked so that at least one of the duplicate devices is always operable and capable of meeting the requirements of 6.7.5.5. There shall be no obstruction in an opening leading to or leaving from a vent or pressure-relief device which might restrict or cut-off the flow from the element to that device. The opening through all piping and fittings shall have at least the same flow area as the inlet of the pressure relief device to which it is connected. The nominal size of the discharge piping shall be at least as large as that of the pressure relief device outlet. Vents from the pressure-relief devices, when used, shall deliver the relieved vapour or liquid to the atmosphere in conditions of minimum back-pressure on the relieving device.

6.7.5.8 Siting of pressure-relief devices

6.7.5.8.1 Each pressure relief device shall, under maximum filling conditions, be in communication with the vapour space of the elements for the carriage of liquefied gases. The devices, when fitted, shall be so arranged as to ensure that the escaping vapour is discharged upwards and unrestrictedly as to prevent any impingement of escaping gas or liquid upon the MEGC, its elements or personnel. For flammable, pyrophoric and oxidizing gases, the escaping gas shall be directed away from the element in such a manner that it cannot impinge upon the other elements. Heat resistant protective devices which deflect the flow of gas are permissible provided the required pressure relief device capacity is not reduced.

6.7.5.8.2 Arrangements shall be made to prevent access to the pressure-relief devices by unauthorized persons and to protect the devices from damage caused by the MEGC overturning.

6.7.5.9 Gauging devices

6.7.5.9.1 When an MEGC is intended to be filled by mass, it shall be equipped with one or more gauging devices. Level-gauges made of glass or other fragile material shall not be used.

6.7.5.10 MEGC supports, frameworks, lifting and tie-down attachments

6.7.5.10.1 MEGCs shall be designed and constructed with a support structure to provide a secure base during carriage. The forces specified in 6.7.5.2.8 and the safety factor specified in 6.7.5.2.10 shall be considered in this aspect of the design. Skids, frameworks, cradles or other similar structures are acceptable.

6.7.5.10.2 The combined stresses caused by element mountings (e.g. cradles, frameworks, etc.) and MEGC lifting and tie-down attachments shall not cause excessive stress in any element. Permanent lifting and tie-down attachments shall be fitted to all MEGCs. In no case shall mountings or attachments be welded onto the elements.

6.7.5.10.3 In the design of supports and frameworks, the effects of environmental corrosion shall be taken into account.

6.7.5.10.4 When MEGCs are not protected during carriage, according to 4.2.4.3, the elements and service equipment shall be protected against damage resulting from lateral or longitudinal impact or overturning. External fittings shall be protected so as to preclude the release of the elements' contents upon impact or overturning of the MEGC on its fittings. Particular attention shall be paid to the protection of the manifold. Examples of protection include:

- (a) protection against lateral impact which may consist of longitudinal bars;
- (b) protection against overturning which may consist of reinforcement rings or bars fixed across the frame;
- (c) protection against rear impact which may consist of a bumper or frame;
- (d) protection of the elements and service equipment against damage from impact or overturning by use of an ISO frame in accordance with the relevant provisions of ISO 1496-3:1995.

6.7.5.11 Design approval

6.7.5.11.1 The competent authority or its authorized body shall issue a design approval certificate for any new design of an MEGC. This certificate shall attest that the MEGC has been surveyed by that authority, is suitable for its intended purpose and meets the requirements of this Chapter, the applicable provisions for gases of Chapter 4.1 and of packing instruction P 200. When a series of MEGCs are manufactured without change in the design, the certificate shall be valid for the entire series. The certificate shall refer to the prototype test report, the materials of construction of the manifold, the standards to which the elements are made and an approval number. The approval number shall consist of the distinguishing sign or mark of the country granting the approval, indicated by the distinguishing sign used on vehicles in international road traffic¹⁵, and a registration number. Any alternative arrangements according to 6.7.1.2 shall be indicated on the certificate. A design approval may serve for the approval of smaller MEGCs made of materials of the same type and thickness, by the same fabrication techniques and with identical supports, equivalent closures and other appurtenances.

6.7.5.11.2 The prototype test report for the design approval shall include at least the following:

- (a) the results of the applicable framework test specified in ISO1496-3:1995;
- (b) the results of the initial inspection and test specified in 6.7.5.12.3;
- (c) the results of the impact test specified in 6.7.5.12.1; and
- (d) certification documents verifying that the cylinders and tubes comply with the applicable standards.

¹⁵ Distinguishing sign of the State of registration used on motor vehicles and trailers in international road traffic, e.g. in accordance with the Geneva Convention on Road Traffic of 1949 or the Vienna Convention on Road Traffic of 1968.


6.7.5.12 Inspection and testing

- 6.7.5.12.1** MEGCs meeting the definition of container in the International Convention for Safe Containers (CSC), 1972, as amended, shall not be used unless they are successfully qualified by subjecting a representative prototype of each design to the Dynamic, Longitudinal Impact Test prescribed in the Manual of Tests and Criteria, Part IV, Section 41.
- 6.7.5.12.2** The elements and items of equipment of each MEGC shall be inspected and tested before being put into service for the first time (initial inspection and test). Thereafter, MEGCs shall be inspected at no more than five-year intervals (5 year periodic inspection). An exceptional inspection and test shall be performed, regardless of the last periodic inspection and test, when necessary according to 6.7.5.12.5.
- 6.7.5.12.3** The initial inspection and test of an MEGC shall include a check of the design characteristics, an external examination of the MEGC and its fittings with due regard to the gases to be carried, and a pressure test performed at the test pressures according to packing instruction P 200 of 4.1.4.1. The pressure test of the manifold may be performed as a hydraulic test or by using another liquid or gas with the agreement of the competent authority or its authorized body. Before the MEGC is placed into service, a leakproofness test and a test of the satisfactory operation of all service equipment shall also be performed. When the elements and their fittings have been pressure-tested separately, they shall be subjected together after assembly to a leakproofness test.
- 6.7.5.12.4** The 5-year periodic inspection and test shall include an external examination of the structure, the elements and the service equipment in accordance with 6.7.5.12.6. The elements and the piping shall be tested at the periodicity specified in packing instruction P 200 and in accordance with the provisions described in 6.2.1.6. When the elements and equipment have been pressure-tested separately, they shall be subjected together after assembly to a leakproofness test.
- 6.7.5.12.5** An exceptional inspection and test is necessary when the MEGC shows evidence of damaged or corroded areas, leakage, or other conditions that indicate a deficiency that could affect the integrity of the MEGC. The extent of the exceptional inspection and test shall depend on the amount of damage or deterioration of the MEGC. It shall include at least the examinations required under 6.7.5.12.6.
- 6.7.5.12.6** The examinations shall ensure that:
- (a) the elements are inspected externally for pitting, corrosion, abrasions, dents, distortions, defects in welds or any other conditions, including leakage, that might render the MEGC unsafe for carriage;
 - (b) the piping, valves, and gaskets are inspected for corroded areas, defects, and other conditions, including leakage, that might render the MEGC unsafe for filling, discharge or carriage;
 - (c) missing or loose bolts or nuts on any flanged connection or blank flange are replaced or tightened;
 - (d) all emergency devices and valves are free from corrosion, distortion and any damage or defect that could prevent their normal operation. Remote closure devices and self-closing stop-valves shall be operated to demonstrate proper operation;
 - (e) required marks on the MEGC are legible and in accordance with the applicable requirements; and
 - (f) the framework, the supports and the arrangements for lifting the MEGC are in satisfactory condition.
- 6.7.5.12.7** The inspections and tests in 6.7.5.12.1, 6.7.5.12.3, 6.7.5.12.4 and 6.7.5.12.5 shall be performed or witnessed by a body authorized by the competent authority. When the pressure test is a part of the inspection and test, the test pressure shall be the one indicated on the data plate of the MEGC. While under pressure, the MEGC shall be inspected for any leaks in the elements, piping or equipment.
- 6.7.5.12.8** When evidence of any unsafe condition is discovered, the MEGC shall not be returned to service until it has been corrected and the applicable tests and verifications are passed.

6.7.5.13 Marking

- 6.7.5.13.1** Every MEGC shall be fitted with a corrosion resistant metal plate permanently attached to the MEGC in a conspicuous place readily accessible for inspection. The metal plate shall not be affixed to the elements. The elements shall be marked in accordance with Chapter 6.2. As a minimum, at least the following information shall be marked on the plate by stamping or by any other similar method:
- (a) Owner information
 - (i) Owner's registration number;
 - (b) Manufacturing information
 - (i) Country of manufacture;
 - (ii) Year of manufacture;
 - (iii) Manufacturer's name or mark;
 - (iv) Manufacturer's serial number;

(c) Approval information

- (i) The United Nations packaging symbol ;

This symbol shall not be used for any purpose other than certifying that a packaging, a flexible bulk container, a portable tank or an MEGC complies with the relevant requirements in Chapter 6.1, 6.2, 6.3, 6.5, 6.6, 6.7 or 6.11;
- (ii) Approval country;
- (iii) Authorized body for the design approval;
- (iv) Design approval number;
- (v) Letters "AA", if the design was approved under alternative arrangements (see 6.7.1.2);

(d) Pressures

- (i) Test pressure (in bar gauge)¹⁶;
- (ii) Initial pressure test date (month and year);
- (iii) Identification mark of the initial pressure test witness;

(e) Temperatures

- (i) Design temperature range (in °C)¹⁶;


(f) Elements / Capacity

- (i) Number of elements;
- (ii) Total water capacity (in litres)¹⁶;

(g) Periodic inspections and tests

- (i) Type of the most recent periodic test (5-year or exceptional);
- (ii) Date of the most recent periodic test (month and year);
- (iii) Identification mark of the authorized body who performed or witnessed the most recent test.

Figure 6.7.5.13.1: Example of a plate for marking

Owner's registration number			
MANUFACTURING INFORMATION			
Country of manufacture			
Year of manufacture			
Manufacturer			
Manufacturer's serial number			
APPROVAL INFORMATION			
	Approval country		
	Authorized body for design approval		
	Design approval number		"AA" (if applicable)
PRESSURES			
Test pressure		bar	
Initial pressure test date:	(mm/yyyy)	Witness stamp:	
TEMPERATURES			
Design temperature range		°C to °C	
ELEMENTS / CAPACITY			
Number of elements			
Total water capacity		litres	

PERIODIC INSPECTIONS / TESTS					
Test type	Test date	Witness stamp	Test type	Test date	Witness stamp
	(mm/yyyy)			(mm/yyyy)	

¹⁶ The unit used shall be indicated.

6.7.5.13.2 The following information shall be durably marked on a metal plate firmly secured to the MEGC:

Name of the operator

Maximum permissible load mass _____ kg

Working pressure at 15 °C: _____ bar gauge

Maximum permissible gross mass (MPGM) _____ kg

Unladen (tare) mass _____ kg

Chapter 6.8 Requirements for the construction, equipment, type approval, inspections and tests, and marking of tank-wagons, demountable tanks and tank-containers and tank swap bodies, with shells made of metallic materials, and battery-wagons and multiple element gas containers (MEGCs)

NOTE: For portable tanks and UN multiple-element gas containers (MEGCs) see Chapter 6.7, for fibre-reinforced plastics tank-containers see Chapter 6.9, for vacuum-operated waste tanks see Chapter 6.10.

6.8.1 Scope

6.8.1.1 The requirements across the whole width of the page apply both to tank-wagons, to demountable tanks and battery-wagons, and to tank-containers, tank swap bodies and MEGCs. Those contained in a single column apply only:

- to tank-wagons, demountable tanks and battery-wagons (left hand column);
- to tank-containers, tank swap bodies and MEGCs (right hand column).

6.8.1.2 These requirements shall apply to tank-wagons, demountable tanks and battery-wagons | tank-containers, tank swap bodies and MEGCs used for the carriage of gaseous, liquid, powdery or granular substances.

6.8.1.3 Section 6.8.2 sets out the requirements applicable to tank-wagons, to demountable tanks, tank-containers, tank swap bodies intended for the carriage of substances of all classes and battery-wagons and MEGCs for gases of Class 2. Sections 6.8.3 to 6.8.5 contain special requirements supplementing or modifying the requirements of section 6.8.2.

6.8.1.4 For provisions concerning use of these tanks, see Chapter 4.3.

6.8.2 Requirements applicable to all classes

6.8.2.1 Construction

Basic principles

6.8.2.1.1 Shells, their service and structural equipment shall be designed to withstand without loss of contents (other than quantities of gas escaping through any degassing vents):

- static and dynamic stresses in normal conditions of carriage as defined in 6.8.2.1.2 and 6.8.2.1.13;
- prescribed minimum stresses as defined in 6.8.2.1.15.

<p>6.8.2.1.2 Tank-wagons shall be constructed as to be capable of withstanding, under the maximum permissible load, the stresses which occur during carriage by rail.¹ As regards these stresses, reference should be made to the tests prescribed by the competent authority.</p>	<p>Tank-containers² and their fastenings shall, under the maximum permissible load be capable of absorbing the forces equal to those exerted by:</p> <ul style="list-style-type: none"> – in the direction of travel: twice the total mass; – horizontally at right angles to the direction of travel: the total mass; (where the direction of travel is not clearly determined, twice the total mass in each direction); – vertically upwards: the total mass; – vertically downwards: twice the total mass.
--	--

¹ This requirement is deemed to be met if

- the notified body in charge of verifying compliance with the technical specification for interoperability (TSI) relating to the subsystem "rolling stock – freight wagons" of the rail system in the European Union (Commission Regulation (EU) No 321/2013 of 13 March 2013) or
- the assessing entity in charge of verifying compliance with the uniform technical prescriptions (UTP) applicable to the Rolling Stock subsystem: FREIGHT WAGONS – (Ref. A 94-02/2.2012 of 1 January 2014)

has successfully evaluated compliance with the provisions of RID, in addition to the requirements of the TSI or UTP mentioned above, and has confirmed this compliance by a relevant certificate.

² See also 7.1.3.

- 6.8.2.1.3** The walls of the shells shall have at least the thickness specified in 6.8.2.1.17 and 6.8.2.1.18. | 6.8.2.1.17 to 6.8.2.1.20.
- 6.8.2.1.4** Shells shall be designed and constructed in accordance with the requirements of standards listed in 6.8.2.6 or of a technical code recognized by the competent authority, in accordance with 6.8.2.7, in which the material is chosen and the shell thickness determined taking into account maximum and minimum filling and working temperatures, but the following minimum requirements of 6.8.2.1.6 to 6.8.2.1.26 shall be met.
- 6.8.2.1.5** Tanks intended to contain certain dangerous substances shall be provided with additional protection. This may take the form of additional thickness of the shell (increased calculation pressure) determined in the light of the dangers inherent in the substances concerned or of a protective device (see the special provisions of 6.8.4).
- 6.8.2.1.6** Welds shall be skilfully made and shall afford the fullest safety. The execution and checking of welds shall comply with the requirements of 6.8.2.1.23.
- 6.8.2.1.7** Measures shall be taken to protect shells against the risk of deformation as a result of a negative internal pressure.

Shells, other than shells according to 6.8.2.2.6, designed to be equipped with vacuum valves shall be able to withstand, without permanent deformation, an external pressure of not less than 21 kPa (0.21 bar) above the internal pressure. Shells used for the carriage of solid substances (powdery or granular) of packing groups II or III only, which do not liquefy during carriage, may be designed for a lower external pressure but not less than 5 kPa (0.05 bar). The vacuum valves shall be set to relieve at a vacuum setting not greater than the tank's design vacuum pressure. Shells, which are not designed to be equipped with a vacuum valve shall be able to withstand, without permanent deformation an external pressure of not less than 40 kPa (0.4 bar) above the internal pressure.

Materials for shells

- 6.8.2.1.8** Shells shall be made of suitable metallic materials which, unless other temperature ranges are prescribed in the various classes, shall be resistant to brittle fracture and to stress corrosion cracking between –20 °C and +50 °C.
- 6.8.2.1.9** The materials of shells or of their protective linings which are in contact with the contents shall not contain substances liable to react dangerously (see "Dangerous reaction" in 1.2.1) with the contents, to form dangerous compounds, or appreciably to weaken the material.
- If contact between the substance carried and the material used for the construction of the shell entails a progressive decrease in the shell thickness, this thickness shall be increased at manufacture by an appropriate amount. This additional thickness to allow for corrosion shall not be taken into consideration in calculating the shell thickness.
- 6.8.2.1.10** For welded shells only materials of faultless weldability whose adequate impact strength at an ambient temperature of –20 °C can be guaranteed, particularly in the weld seams and the zones adjacent thereto, shall be used.
- Water-quenched steel may not be used for welded steel shells. If fine-grained steel is used, the guaranteed value of the yield strength R_e shall not exceed 460 N/mm² and the guaranteed value of the upper limit of tensile strength R_m shall not exceed 725 N/mm², in accordance with the specifications of the material.
- 6.8.2.1.11** Ratios of R_e/R_m exceeding 0.85 are not allowed for steels used in the construction of welded tanks.
- R_e = apparent yield strength for steels having a clearly-defined yield point or
 guaranteed 0.2% proof strength for steels with no clearly-defined yield point (1% for austenitic steels)
- R_m = tensile strength.
- The values specified in the inspection certificate for the material shall be taken as a basis in determining this ratio in each case.
- 6.8.2.1.12** For steel, the elongation at fracture, in % shall be not less than
- $$\frac{10\,000}{\text{determined tensile strength in N/mm}^2} \text{ but in any case for fine-grained steels it shall be not less than}$$
- 16 % and not less than 20 % for other steels.

For aluminium alloys the elongation at fracture shall be not less than 12%³.

Calculation of the shell thickness

- 6.8.2.1.13** The pressure on which the shell thickness is based shall not be less than the calculation pressure, but the stresses referred to in 6.8.2.1.1 shall also be taken into account, and, if necessary, the following stresses:

In the case of wagons in which the tank constitutes a stressed self-supporting member, the shell shall be designed to withstand the stresses thus imposed in addition to stresses from other sources.

Under each of these stresses the safety factors to be observed shall be the following:

- for metals having a clearly-defined yield point: a safety factor of 1.5 in relation to the apparent yield strength; or
- for metals with no clearly-defined yield point: a safety factor of 1.5 in relation to the guaranteed 0.2% proof strength (1% maximum elongation for austenitic steels).

- 6.8.2.1.14** The calculation pressure is in the second part of the code (see 4.3.4.1) according to Column (12) of Table A of Chapter 3.2.

When "G" appears, the following requirements shall apply:

- (a) Gravity-discharge shells intended for the carriage of substances having a vapour pressure not exceeding 110 kPa (1.1 bar) (absolute pressure) at 50 °C shall be designed for a calculation pressure of twice the static pressure of the substance to be carried but not less than twice the static pressure of water.
- (b) Pressure-filled or pressure-discharge shells intended for the carriage of substances having a vapour pressure not exceeding 110 kPa (1.1 bar) (absolute pressure) at 50 °C shall be designed for a calculation pressure equal to 1.3 times the filling or discharge pressure.

When the numerical value of the minimum calculation pressure is given (gauge pressure) the shell shall be designed for this pressure which shall not be less than 1.3 times the filling or discharge pressure. The following minimum requirements shall apply in these cases:

- (c) Shells intended for the carriage of substances having a vapour pressure of more than 110 kPa (1.1 bar) at 50 °C and a boiling point of more than 35 °C shall, whatever their filling or discharge system, be designed for a calculation pressure of not less than 150 kPa (1.5 bar) gauge pressure or 1.3 times the filling or discharge pressure, whichever is the higher.
- (d) Shells intended for the carriage of substances having a boiling point of not more than 35 °C shall, whatever their filling or discharge system, be designed for a calculation pressure equal to 1.3 times the filling or discharge pressure but not less than 0.4 MPa (4 bar) (gauge pressure).

- 6.8.2.1.15** At the test pressure, the stress σ at the most severely stressed point of the shell shall not exceed the material-dependent limits prescribed below. Allowance shall be made for any weakening due to the welds.

- 6.8.2.1.16** For all metals and alloys, the stress σ at the test pressure shall be lower than the smaller of the values given by the following formulae:

$$\sigma \leq 0.75 Re \text{ or } \sigma \leq 0.5 Rm$$

where

Re = apparent yield strength for steels having a clearly-defined yield point or
guaranteed 0.2% proof strength for steels with no clearly defined yield point (1% for austenitic steels)

Rm = tensile strength.

³ In the case of sheet metal the axis of the tensile test-piece shall be at right angles to the direction of rolling. The permanent elongation at fracture shall be measured on test-pieces of circular cross-section in which the gauge length l is equal to five times the diameter d ($l = 5d$); if test-pieces of rectangular section are used, the gauge length shall be calculated by the formula

$$l = 5.65 \sqrt{F_0}$$

where F_0 indicates the initial cross-section area of the test-piece.

The values of Re and Rm to be used shall be specified minimum values according to material standards. If no material standard exists for the metal or alloy in question, the values of Re and Rm used shall be approved by the competent authority or by a body designated by that authority.

When austenitic steels are used, the specified minimum values according to the material standards may be exceeded by up to 15% if these higher values are attested in the inspection certificate. The minimum values shall, however, not be exceeded when the formula given in 6.8.2.1.18 is applied.

Minimum shell thickness

6.8.2.1.17 The shell thickness shall not be less than the greater of the values determined by the following formulae:

$$e = \frac{P_T D}{2 \sigma \lambda}$$

$$e = \frac{P_C D}{2 \sigma}$$

where:

e = minimum shell thickness in mm

P_T = test pressure in MPa

P_C = calculation pressure in MPa as specified in 6.8.2.1.14

D = internal diameter of shell in mm

σ = permissible stress, as defined in 6.8.2.1.16, in N/mm²

λ = a coefficient not exceeding 1, allowing for any weakening due to welds, and linked to the inspection methods defined in 6.8.2.1.23.

The thickness shall in no case be less than that defined in 6.8.2.1.18.

6.8.2.1.18 to 6.8.2.1.20.

6.8.2.1.18 Shells shall be not less than 6 mm thick if of mild steel⁴, or of equivalent thickness if of another metal. For powdery or granular substances, this thickness may be reduced to 5 mm for mild steel or to an equivalent thickness for other metals.

Whichever metal is used, the minimum wall thickness of the shell shall in no case be less than 4.5 mm.

Shells shall be not less than 5 mm thick if of mild steel⁴ (in conformity with the requirements of 6.8.2.1.11 and 6.8.2.1.12) or of equivalent thickness if of another metal.

Where the diameter is more than 1.80 m⁵, this thickness shall be increased to 6 mm except in the case of tanks intended for the carriage of powdery or granular substances, if the shell is of mild steel⁴ or to an equivalent thickness if of another metal.

Whatever the metal used, the shell thickness shall in no case be less than 3 mm.

"Equivalent thickness" means the thickness obtained by the following formula⁶:

⁴ For the definitions of "mild steel" and "reference steel" see 1.2.1. "Mild steel" in this case also covers a steel referred to in EN material standards as "mild steel", with a minimum tensile strength between 360 N/mm² and 490 N/mm² and a minimum elongation at fracture conforming to 6.8.2.1.12.

⁵ For shells not of a circular cross-section, for example box-shaped or elliptical shells, the indicated diameters shall correspond to those calculated on the basis of a circular cross-section of the same area. For such shapes of cross-section the radius of convexity of the shell wall shall not exceed 2 000 mm at the sides or 3 000 mm at the top and bottom.

⁶ This formula is derived from the general formula:

$$e_1 = e_0^3 \sqrt{\left(\frac{Rm_0 A_0}{Rm_1 A_1} \right)^2}$$

where

e₁ = minimum shell thickness for the metal chosen, in mm;

e₀ = minimum shell thickness for mild steel, in mm, according to 6.8.2.1.18 and 6.8.2.1.19;

Rm₀ = 370 (tensile strength for reference steel, see definition 1.2.1, in N/mm²);

$$e_1 = \frac{464 e_0}{\sqrt[3]{(Rm_1 A_1)^2}}$$

6.8.2.1.19 (Reserved)

Where protection of the tank against damage is provided according to 6.8.2.1.20, the competent authority may allow the aforesaid minimum thicknesses to be reduced in proportion to the protection provided; however, the said thicknesses shall be not less than 3 mm in the case of mild steel⁴, or than an equivalent thickness in the case of other materials, for shells not more than 1.80 m⁵ in diameter. For shells of a diameter exceeding 1.80 m⁵ this minimum thickness shall be increased to 4 mm in the case of mild steel⁴, and to an equivalent thickness in the case of other metals.

Equivalent thickness means the thickness given by the formula in 6.8.2.1.18.

The thickness of shells with protection against damage in accordance with 6.8.2.1.20 shall not be less than the values given in the table below:

		Diameter of shell	≤ 1.80 m	> 1.80 m
Minimum thickness of shells	Austenitic stainless steels		2.5 mm	3 mm
	Austenitic-ferritic stainless steels		3 mm	3.5 mm
	Other steels		3 mm	4 mm
	Aluminium alloys		4 mm	5 mm
	Pure aluminium of 99.80%		6 mm	8 mm

6.8.2.1.20 (Reserved)

The protection referred to in 6.8.2.1.19 may consist of:

- overall external structural protection as in "sandwich" construction where the sheathing is secured to the shell; or
- a structure in which the shell is supported by a complete skeleton including longitudinal and transverse structural members; or
- double-wall construction.

Where the tanks are made with double walls, the space between being evacuated of air, the aggregate thickness of the outer metal wall and the shell wall shall correspond to the minimum wall thickness prescribed in 6.8.2.1.18, the thickness of the wall of the shell itself being not less than the minimum thickness prescribed in 6.8.2.1.19.

Where tanks are made with double walls with an intermediate layer of solid materials at least 50 mm thick, the outer wall shall have a thickness of not less than 0.5 mm if it is made of mild steel⁴ or at least

A_0 = 27 (elongation at fracture for reference steel, in %);

Rm_1 = minimum tensile strength of the metal chosen, in N/mm²; and

A_1 = minimum elongation at fracture of the metal chosen under tensile stress, in %.

2 mm if it is made of a plastics material reinforced with glass fibre. Solid foam with an impact absorption capacity such as that, for example, of polyurethane foam, may be used as the intermediate layer of solid material.

6.8.2.1.21 (Reserved)

6.8.2.1.22 (Reserved)

Welding and inspection of welds

6.8.2.1.23 The ability of the manufacturer to perform welding operations shall be verified and confirmed by either the competent authority or by the body designated by this authority. The ability of the maintenance or repair shop to perform welding operations on the tank shall be verified and confirmed by the inspection body according to 6.8.2.4.5. A weld quality assurance system shall be operated by the manufacturer or the maintenance or repair shop. Welding shall be performed by qualified welders using a qualified welding process whose effectiveness (including any heat treatments required) has been demonstrated by tests. Non-destructive tests shall be carried out by radiography or by ultrasound⁷ and shall confirm that the quality of the welding is appropriate to the stresses.

The following checks shall be carried out for welds made by each welding process used by the manufacturer in accordance with the value of the coefficient λ used in determining the thickness of the shell in 6.8.2.1.17:

$\lambda = 0.8$: All weld beads shall so far as possible be inspected visually on both faces and shall be subjected to non-destructive checks. The non-destructive checks shall include all weld "Tee" junctions, all inserts used to avoid welds crossing and all welds in the knuckle area of the tank ends. The total length of welds to be examined shall not be less than:

- 10% of the length of all the longitudinal welds,
- 10% of the length of all the circumferential welds,
- 10% of the length of all the circumferential welds in the tank ends, and
- 10% of the length of all the radial welds in the tank ends.

$\lambda = 0.9$: All weld beads shall so far as possible be inspected visually on both faces and shall be subjected to non-destructive checks. The non-destructive checks shall include all connections, all inserts used to avoid welds crossing, all welds in the knuckle area of the tank ends and all welds for the assembly of large-diameter items of equipment. The total length of welds to be examined shall not be less than:

- 100% of the length of all the longitudinal welds,
- 25% of the length of all the circumferential welds,
- 25% of the length of all the circumferential welds in the tank ends, and
- 25% of the length of all the radial welds in the tank ends.

$\lambda = 1$: All weld beads throughout their length shall be subjected to non-destructive checks and shall so far as possible be inspected visually on both faces. A weld test-piece shall be taken.

In the cases of either $\lambda = 0.8$ or $\lambda = 0.9$, when the presence of an unacceptable defect is detected in a portion of a weld, the non-destructive checks shall be extended to a portion of equal length on both sides of the portion that contains the defect. If the non-destructive checks detect an additional defect that is unacceptable, non-destructive checks shall be extended to all remaining welds of the same type of welding process.

Where either the competent authority or a body designated by this authority has doubts regarding the quality of welds, including the welds made to repair any defects revealed by the non-destructive checks, it may require additional checks.

Other construction requirements

6.8.2.1.24 The protective lining shall be so designed that its leakproofness remains intact, whatever the deformation liable to occur in normal conditions of carriage (see 6.8.2.1.2).

6.8.2.1.25 The thermal insulation shall be so designed as not to hinder access to, or the operation of, filling and discharge devices and safety valves.

⁷ Lap joints used for joining an end to the shell wall may be tested using alternative methods to radiography or ultrasound.

6.8.2.1.26	If shells intended for the carriage of flammable liquids having a flash-point of not more than 60 °C are fitted with non-metallic protective linings (inner layers), the shells and the protective linings shall be so designed that no danger of ignition from electrostatic charges can occur.	
6.8.2.1.27	All parts of tank-wagons intended for the carriage of liquids having a flash-point of not more than 60 °C and for the carriage of flammable gases, or of UN No. 1361 carbon or UN No. 1361 carbon black, Packing Group II, shall be linked to the chassis by means of electrical connection and shall be capable of being electrically earthed. Any metal contact capable of causing electrochemical corrosion shall be avoided.	All parts of a tank-container intended for the carriage of liquids having a flash-point of not more than 60 °C, flammable gases, or UN No. 1361 carbon or UN No. 1361 carbon black, packing group II, shall be capable of being electrically earthed. Any metal contact capable of causing electrochemical corrosion shall be avoided.
6.8.2.1.28	(Reserved)	
6.8.2.1.29	<p>The minimum distance between the headstock plane and the most protruding point at the shell extremity on tank-wagons shall be 300 mm.</p> <p>Alternatively for tank-wagons for substances other than those for which the requirements of special provision TE 25 of 6.8.4 (b) apply, buffer override protection of a design approved by the competent authority shall be provided. This alternative is only applicable to tank-wagons used solely on railway infrastructure requiring a freight vehicle gauge smaller than G1⁸.</p>	(Reserved)
6.8.2.2	Items of equipment	
6.8.2.2.1	<p>Suitable non-metallic materials may be used to manufacture service and structural equipment.</p> <p>To prevent tearing of the shell due to accidental stresses, welded elements shall be fixed to the tank as follows:</p> <ul style="list-style-type: none"> – Underframe connection: securing by means of a pad ensuring distribution of dynamic loads; – Supports for upper gangway, access ladder, drainage pipes, valve control mechanisms and other load transmission brackets: securing by means of weld-on reinforcement plate; – Appropriate dimensioning or other protective measures (e.g. designated breaking point). <p>The items of equipment shall be so arranged as to be protected against the risk of being wrenched off or damaged during carriage or handling. They shall exhibit a suitable degree of safety comparable to that of the shells themselves, and shall in particular:</p> <ul style="list-style-type: none"> – be compatible with the substances carried; and – meet the requirements of 6.8.2.1.1. <p>Piping shall be designed, constructed and installed so as to avoid the risk of damage due to thermal expansion and contraction, mechanical shock and vibration.</p> <p>The leakproofness of the service equipment shall be ensured even in the event of the overturning of the tank-wagon or tank-container.</p> <p>The gaskets shall be made of a material compatible with the substance carried and shall be replaced as soon as their effectiveness is impaired, for example as a result of ageing.</p> <p>Gaskets ensuring the leakproofness of fittings requiring manipulation during normal use of tanks shall be so designed and arranged that manipulation of the fittings incorporating them does not damage them.</p>	

⁸ The G1 gauge is referenced in Annex A to standard EN 15273-2:2013 Railway applications – Gauges – Part 2: Rolling stock gauge.

6.8.2.2.2

Each bottom-filling or bottom-discharge opening in tanks which are referred to, in Column (12) of Table A of Chapter 3.2, with a tank code including the letter "A" in its third part (see 4.3.4.1.1) shall be equipped with at least two mutually independent closures, mounted in series, comprising

- an external stop-valve with piping made of a malleable metal material and
- a closing device at the end of each pipe which may be a screw-threaded plug, a blank flange or an equivalent device. This closing device shall be sufficiently tight so that the substance is contained without loss. Measures shall be taken to enable the safe release of pressure in the discharge pipe before the closing device is completely removed.

Each bottom-filling or bottom-discharge opening in tanks which are referred to, in Column (12) of Table A of Chapter 3.2, with a tank code including the letter "B" in its third part (see 4.3.3.1.1 or 4.3.4.1.1) shall be equipped with at least three mutually independent closures, mounted in series, comprising

- an internal stop-valve, i.e. a stop-valve mounted inside the shell or in a welded flange or companion flange;
- an external stop-valve or an equivalent device⁹,
one at the end of each pipe and | as near as possible to the shell and
- a closing device at the end of each pipe which may be a screw-threaded plug, a blank flange or an equivalent device. This closing device shall be sufficiently tight so that the substance is contained without loss. Measures shall be taken to enable the safe release of pressure in the discharge pipe before the closing device is completely removed.

However, in the case of tanks intended for the carriage of certain crystallizable or highly viscous substances and shells fitted with a protective lining, the internal stop-valve may be replaced by an external stop-valve provided with additional protection.

The internal stop-valve shall be operable either from above or from below. Its setting – open or closed – shall so far as possible in each case be capable of being verified from the ground. Internal stop-valve control devices shall be so designed as to prevent any unintended opening through impact or an inadvertent act.

The internal shut-off device shall continue to be effective in the event of damage to the external control device.

In order to avoid any loss of contents in the event of damage to the external fittings (pipes, lateral shut-off devices), the internal stop-valve and its seating shall be protected against the danger of being wrenched off by external stresses or shall be so designed as to resist them. The filling and discharge devices (including flanges or threaded plugs) and protective caps (if any) shall be capable of being secured against any unintended opening.

The position and/or direction of closure of shut-off devices shall be clearly apparent.

All openings of tanks which are referred to in Column (12) of Table A of Chapter 3.2, by a tank code including letter "C" or "D" in its third part (see 4.3.3.1.1 and 4.3.4.1.1) shall be situated above the surface level of the liquid. These tanks shall have no pipes or pipe connections below the surface level of the liquid. The cleaning openings (fist-holes) are, however, permitted in the lower part of the shell for tanks referred to by a tank code including letter "C" in its third part. This opening shall be capable of being sealed by a flange so closed as to be leakproof and whose design shall be approved by the competent authority or by a body designated by that authority.

6.8.2.2.3

Tanks that are not hermetically closed may be fitted with vacuum valves or with self-operating ventilation valves |
to avoid an unacceptable negative internal pressure; these valves shall be set to relieve at a vacuum setting not greater than the vacuum pressure for which the tank has been designed (see 6.8.2.1.7). Hermetically closed tanks shall not be fitted with vacuum valves or with self-operating ventilation valves. |
However, tanks of the tank code SGAH, S4AH or L4BH, fitted with these valves which open at a negative pressure of not less than 21 kPa (0.21 bar) shall be considered as being hermetically closed. For tanks intended for the carriage of solid substances (powdery or granular) of packing group II or III only, which do not liquefy during transport, the negative pressure may be reduced to not less than 5 kPa (0.05 bar).

Vacuum valves
and self-operating ventilation valves |
and breather devices (see 6.8.2.2.6) used on tanks intended for the carriage of substances meeting the flash-point criteria of Class 3, shall prevent the immediate passage of flame into the shell by means of a

⁹ In the case of tank-containers of less than 1 m³ capacity, the external stop-valve or other equivalent device may be replaced by a blank flange.

suitable protective device, or the shell of the tank shall be explosion pressure shock resistant, which means being capable of withstanding without leakage, but allowing deformation, an explosion resulting from the passage of the flame.

If the protective device consists of a suitable flame trap or flame arrester, it shall be positioned as close as possible to the shell or the shell compartment. For multi-compartment tanks, each compartment shall be protected separately.

Flame arresters for breather devices shall be suitable for the vapour emitted by the substances carried (maximum experimental safety gap – MESG), temperature range and application. They shall meet the requirements and tests of EN ISO 16852:2016 (Flame arresters – Performance requirements, test methods and limits for use) for the situations given in the Table below:

Application/Installation	Testing requirements
Direct communication with atmosphere	EN ISO 16852:2016, 7.3.2.1
Communication to pipe work system	EN ISO 16852:2016, 7.3.3.2 (applies to valve/flame arrester combinations when tested together)
	EN ISO 16852:2016, 7.3.3.3 (applies to flame arresters tested independently of the valves)

For tanks with self-operating ventilation valves, the connection between the self-operating ventilation valve and the bottom valve shall be so arranged that the valves do not open in the event of deformation of the tank or the contents cannot escape in the event of their opening.

6.8.2.2.4 The shell or each of its compartments shall be provided with an opening large enough to permit inspection.

These openings shall be provided with closures designed for a test pressure of at least 0.4 MPa (4 bar). Hinged dome covers for tanks with a test pressure of more than 0.6 MPa (6 bar) shall not be permitted.

6.8.2.2.5 (Reserved)

6.8.2.2.6 Tanks intended for the carriage of liquids having a vapour pressure of not more than 110 kPa (1.1 bar) (absolute) at 50 °C shall have a breather device and a safety device to prevent the contents from spilling out if the tank overturns; otherwise they shall conform to 6.8.2.2.7 or 6.8.2.2.8.

6.8.2.2.7 Tanks intended for the carriage of liquids having a vapour pressure of more than 110 kPa (1.1 bar) at 50 °C and a boiling point of more than 35 °C shall have a safety valve set at not less than 150 kPa (1.5 bar) (gauge pressure) and which shall be fully open at a pressure not exceeding the test pressure; otherwise they shall conform to 6.8.2.2.8.

6.8.2.2.8 Tanks intended for the carriage of liquids having a boiling point of not more than 35 °C shall have a safety valve set at not less than 300 kPa (3 bar) gauge pressure and which shall be fully open at a pressure not exceeding the test pressure; otherwise they shall be hermetically closed¹⁰.

6.8.2.2.9 Movable parts such as covers, closures, etc., which are liable to come into frictional or percussive contact with aluminium shells intended for the carriage of flammable liquids having a flash-point of not more than 60 °C or for the carriage of flammable gases shall not be made of unprotected corrodible steel.

6.8.2.2.10 If tanks required to be hermetically closed are equipped with safety valves, these shall be preceded by a bursting disc, and the following conditions shall be observed:

Except for tanks intended for the carriage of compressed, liquefied or dissolved gases where the arrangement of the bursting disc and safety valve shall be such as to satisfy the competent authority, burst pressures of the bursting disc shall satisfy the following requirements:

- the minimum burst pressure at 20 °C, tolerances included, shall be greater than or equal to 0.8 times the test pressure,
- the maximum burst pressure at 20 °C, tolerances included, shall be less than or equal to 1.1 times the test pressure, and
- the burst pressure at the maximum service temperature shall be greater than the maximum working pressure.

¹⁰ For the definition of "hermetically closed tank" see 1.2.1.

A pressure gauge or another suitable indicator shall be provided in the space between the bursting disc and the safety valve, to enable detection of any rupture, perforation or leakage of the disc.

- 6.8.2.2.11** Glass level-gauges and level-gauges made of other fragile material, which are in direct communication with the contents of the shell, shall not be used.

6.8.2.3 Type approval

- 6.8.2.3.1** The competent authority or a body designated by that authority shall issue in respect of each new type of tank-wagon, demountable tank, tank-container, tank swap body, battery-wagon or MEGC a certificate attesting that the type, including fastenings, which it has inspected is suitable for the purpose for which it is intended and meets the construction requirements of 6.8.2.1, the equipment requirements of 6.8.2.2 and the special conditions for the classes of substances carried.

The certificate shall show:

- the results of the test;
- an approval number for the type which shall consist of the distinguishing sign used on vehicles in international road traffic¹¹ of the State in whose territory the approval was granted and a registration number;
- the tank code in accordance with 4.3.3.1.1 or 4.3.4.1.1;
- the alphanumeric codes of special provisions of construction (TC), equipment (TE) and type approval (TA) of 6.8.4 which are shown in column (13) of Table A of Chapter 3.2 for those substances for the carriage of which the tank has been approved;
- if required, the substances and/or group of substances for the carriage of which the tank has been approved.

These shall be shown with their chemical name or the corresponding collective entry (see 2.1.1.2), together with their classification (class, classification code and packing group).

With the exception of substances of Class 2 and those listed in 4.3.4.1.3, the listing of approved substances may be dispensed with. In such cases, groups of substances permitted on the basis of the tank code shown in the rationalised approach in 4.3.4.1.2 shall be accepted for carriage taking into account any relevant special provision.

The substances referred to in the certificate or the groups of substances approved according to the rationalised approach shall, in general, be compatible with the characteristics of the tank. A reservation shall be included in the certificate if it was not possible to investigate this compatibility exhaustively when the type approval was issued.

A copy of the certificate shall be attached to the tank record of each tank, battery-wagon or MEGC constructed (see 4.3.2.1.7).

The competent authority or a body designated by that authority shall, at the request of the applicant, carry out a separate type approval of valves and other service equipment for which a standard is listed in the table in 6.8.2.6.1, in accordance with that standard. This separate type approval shall be taken into account when issuing the certificate for the tank, if the test results are presented and the valves and other service equipment are fit for the intended use.

- 6.8.2.3.2** If the tanks, battery-wagons or MEGCs are manufactured in series without modification this approval shall be valid for the tanks, battery-wagons or MEGCs manufactured in series or according to the prototype.

A type approval may however serve for the approval of tanks with limited variations of the design that either reduce the loads and stresses on the tanks (e.g. reduced pressure, reduced mass, reduced volume) or increase the safety of the structure (e.g. increased shell thickness, more surge-plates, decreased diameter of openings). The limited variations shall be clearly described in the type approval certificate.

- 6.8.2.3.3** The following requirements apply to tanks for which special provision TA 4 of 6.8.4 (and therefore 1.8.7.2.4) does not apply.

The type approval shall be valid for a maximum of ten years. If within that period the relevant technical requirements of RID (including referenced standards) have changed so that the approved type is no longer in conformity with them, the competent authority or the body designated by that authority which issued the type approval shall withdraw it and inform the holder of the type approval.

NOTE: For the ultimate dates for withdrawal of existing type approvals, see column (5) of the tables in 6.8.2.6 or 6.8.3.6 as appropriate.

¹¹ Distinguishing sign of the State of registration used on motor vehicles and trailers in international road traffic, e.g. in accordance with the Geneva Convention on Road Traffic of 1949 or the Vienna Convention on Road Traffic of 1968.

If a type approval has expired or has been withdrawn, the manufacture of the tanks, battery-wagons or MEGCs according to that type approval is no longer authorised.

In such a case, the relevant provisions concerning the use, periodic inspection and intermediate inspection of tanks, battery-wagons or MEGCs contained in the type approval which has expired or has been withdrawn shall continue to apply to these tanks, battery-wagons or MEGCs constructed before the expiry or the withdrawal if they may continue to be used.

They may continue to be used as long as they remain in conformity with the requirements of RID. If they are no longer in conformity with the requirements of RID they may continue to be used only if such use is permitted by relevant transitional measures in Chapter 1.6.

Type approvals may be renewed by a complete review and assessment for conformity with the provisions of RID applicable at the date of renewal. Renewal is not permitted after a type approval has been withdrawn. Interim amendments of an existing type approval not affecting conformity (see 6.8.2.3.2) do not extend or modify the original validity of the certificate.

NOTE: The review and assessment of conformity can be done by a body other than the one which issued the original type approval.

The issuing body shall keep all documents for the type approval for the whole period of validity including its renewals if granted.

If the designation of the issuing body is revoked or restricted, or when the body has ceased activity, the competent authority shall take appropriate steps to ensure that the files are either processed by another body or kept available.

6.8.2.3.4 In the case of a modification of a tank with a valid, expired or withdrawn type approval, the testing, inspection and approval are limited to the parts of the tank that have been modified. The modification shall meet the provisions of RID applicable at the time of the modification. For all parts of the tank not affected by the modification, the documentation of the initial type approval remains valid.

A modification may apply to one or more tanks covered by a type approval.

A certificate approving the modification shall be issued by the competent authority of any RID Contracting State or by a body designated by this authority and shall be kept as part of the tank record.

Each application for an approval certificate for a modification shall be lodged with a single competent authority or body designated by this authority.

6.8.2.4 Inspections and tests

6.8.2.4.1 Shells and their equipment shall either together or separately undergo an initial inspection before being put into service. This inspection shall include:

- a check of conformity to the approved type;
- a check of the design characteristics¹²,
- an examination of the internal and external conditions;
- a hydraulic pressure test¹³ at the test pressure indicated on the plate prescribed in 6.8.2.5.1; and
- a leakproofness test and a check of satisfactory operation of the equipment.

Except in the case of Class 2, the test pressure for the hydraulic pressure test depends on the calculation pressure and shall be at least equal to the pressure indicated below:

¹² The check of the design characteristics shall also include, for shells requiring a test pressure of 1 MPa (10 bar) or higher, the taking of weld test-pieces (work samples) in accordance with 6.8.2.1.23 and the tests prescribed in 6.8.5.

¹³ In special cases and with the agreement of the expert approved by the competent authority, the hydraulic pressure test may be replaced by a pressure test using another liquid or gas, where such an operation does not present any danger.

Calculation pressure (bar)	Test pressure (bar)
G ¹⁴	G ¹⁴
1.5	1.5
2.65	2.65
4	4
10	4
15	4
21	10 (4 ¹⁵)

The minimum test pressures for Class 2 are given in the table of gases and gas mixtures in 4.3.3.2.5.

The hydraulic pressure test shall be carried out on the shell as a whole and separately on each compartment of compartmented shells.

The hydraulic pressure test shall be carried out before the installation of a thermal insulation as may be necessary.

If the shells and their equipment are tested separately, they shall be jointly subjected to a leakproofness test after assembly in accordance with 6.8.2.4.3.

The leakproofness test shall be carried out separately on each compartment of compartmented shells.

6.8.2.4.2 Shells and their equipment shall undergo periodic inspections no later than every eight years five years.

These periodic inspections shall include:

- An external and internal examination;
- A leakproofness test in accordance with 6.8.2.4.3 of the shell with its equipment and check of the satisfactory operation of all the equipment;
- As a general rule, a hydraulic pressure test¹³ (for the test pressure for the shells and compartments if applicable, see 6.8.2.4.1).

Sheathing for thermal or other insulation shall be removed only to the extent required for reliable appraisal of the characteristics of the shell.

In the case of tanks intended for the carriage of powdery or granular substances, and with the agreement of the expert approved by the competent authority, the periodic hydraulic pressure tests may be omitted and replaced by leakproofness tests in accordance with 6.8.2.4.3, at an effective internal pressure at least equal to the maximum working pressure.

Protective linings shall be visually examined for defects. In case defects appear the condition of the lining shall be evaluated by appropriate test(s).

6.8.2.4.3 Shells and their equipment shall undergo intermediate inspections at least every four years | two and a half years
after the initial inspection and each periodic inspection. These intermediate inspections may be performed within three months before or after the specified date.

However, the intermediate inspection may be performed at any time before the specified date.

If an intermediate inspection is performed more than three months before the due date, another intermediate inspection shall be performed at the latest four years | two and a half years
after this date.

These intermediate inspections shall include a leakproofness test of the shell with its equipment and check of the satisfactory operation of all the equipment. For this purpose the tank shall be subjected to an effective internal pressure at least equal to the maximum working pressure. For tanks intended for the carriage of liquids or solids in the granular or powdery state, when a gas is used for the leakproofness test it shall be carried out at a pressure at least equal to 25% of the maximum working pressure. In all cases, it shall not be less than 20 kPa (0.2 bar) (gauge pressure).

For tanks equipped with breather devices and a safety device to prevent the contents spilling out if the tank overturns, the leakproofness test shall be carried out at a pressure at least equal to the static pressure

¹⁴ G = minimum calculation pressure according to the general requirements of 6.8.2.1.14 (see 4.3.4.1).

¹⁵ Minimum test pressure for UN No. 1744 bromine or UN No. 1744 bromine solution.

of the densest substance to be carried, the static pressure of water or 20 kPa (0.2 bar), whichever is the highest.

The leakproofness test shall be carried out separately on each compartment of compartmented shells.

Protective linings shall be visually examined for defects. In case defects appear the condition of the lining shall be evaluated by appropriate test(s).

6.8.2.4.4 When the safety of the tank or of its equipment may have been impaired as a result of repairs, alterations or accident, an exceptional check shall be carried out. If an exceptional check fulfilling the requirements of 6.8.2.4.2 has been performed, then the exceptional check may be considered to be a periodic inspection. If an exceptional check fulfilling the requirements of 6.8.2.4.3 has been performed then the exceptional check may be considered to be an intermediate inspection.

6.8.2.4.5 The tests, inspections and checks in accordance with 6.8.2.4.1 to 6.8.2.4.4 shall be carried out by the expert approved by the competent authority. Certificates shall be issued showing the results of these operations, even in the case of negative results. These certificates shall refer to the list of the substances permitted for carriage in this tank or to the tank code and the alphanumeric codes of special provisions in accordance with 6.8.2.3.

A copy of these certificates shall be attached to the tank record of each tank, battery-wagon or MEGC tested (see 4.3.2.1.7).

Expert for performing tests and inspections on the tanks of tank-wagons

6.8.2.4.6 In order to be considered as an expert within the meaning of 6.8.2.4.5, one shall be approved by the competent authority and meet the following requirements. However, this mutual recognition shall not apply to activities in connection with an amendment of the design type approval. (Reserved)

1. The expert shall be independent of the parties involved. He may neither be identical with the originator of the design, the manufacturer, the supplier, the purchaser, the owner, the holder or the user of the tanks of tank-wagons to be inspected, nor may he be an authorized representative of the aforementioned parties.
2. The expert may not engage in any activities that might conflict with his independence of judgement and integrity in relation to the inspection activities. The expert shall, in particular, be free from any commercial, financial or other pressures which might affect his judgement, particularly from persons or undertakings external to the inspection body with an interest in the results of the inspections carried out. The impartiality of the inspection staff shall be ensured.
3. The expert shall have at his disposal the necessary facilities to enable him to perform properly the technical and administrative tasks connected with the examinations and inspection operations. He shall also have access to the equipment required to carry out special inspections.
4. The expert shall have appropriate qualifications, sound technical and vocational training, satisfactory knowledge of the provisions applicable to the inspections to be carried out and adequate practical experience of such operations. In order to ensure a high level of safety, he shall provide expertise in the field of safety of tanks of tank-wagons. He shall be capable of drawing up the necessary certificates, records and reports to demonstrate that the inspections have been carried out.
5. The expert shall be adequately familiar with the technology used for the construction of the tanks to be inspected, including their accessories, the use or intended use of the equipment submitted

for inspection, and with the defects which may occur during use or in service.

6. The expert shall carry out the assessments and inspections with the highest degree of professional reliability and technical competence. He shall ensure the confidentiality of information obtained in the course of the inspection activities. Proprietary rights shall be protected.
7. The amount of remuneration of the expert engaged in inspection activities shall not directly depend on the number of inspections carried out and in no case on the results of such inspections.
8. The expert shall have adequate liability insurance unless, in accordance with national laws and regulations, the liability is assumed by the state or the undertaking of which he forms a part.

These requirements are deemed to be met for:

- the staff of a "notified body" certified in accordance with Directive 2010/35/EU,
- persons who are approved on the basis of an accrediting procedure in accordance with standard EN ISO/IEC 17020:2012 (except clause 8.1.3) ("General criteria for the operation of various types of bodies performing inspection").

The RID Contracting States shall communicate to the secretariat of OTIF the experts who have been approved with respect to the particular inspections. The information shall include the stamp and the marking stamp. The secretariat of OTIF shall publish a list of approved experts and shall ensure that this list is kept up to date.

In order to introduce and to continue to develop harmonised inspection procedures, and in order to ensure a uniform level of inspections, the secretariat of OTIF shall, when necessary, arrange an exchange of experiences.

6.8.2.5 Marking

6.8.2.5.1

Every tank shall be fitted with a corrosion-resistant metal plate permanently attached to the tank in a place readily accessible for inspection. The following particulars at least shall be marked on the plate by stamping or by any other similar method. These particulars may be engraved directly on the walls of the shell itself, if the walls are so reinforced that the strength of the shell is not impaired:

- approval number;
- manufacturer's name or mark;
- manufacturer's serial number;
- year of manufacture;
- test pressure (gauge pressure)¹⁶;
- external design pressure (see 6.8.2.1.7)¹⁶;
- capacity of the shell¹⁶ – in the case of multiple-compartment shells, the capacity of each compartment¹⁶

–, followed by the symbol "S" when the shells or the compartments of more than 7 500 litres are divided by surge plates into sections of not more than 7 500 litres capacity;

- design temperature (only if above +50 °C or below –20 °C)¹⁶;
- date and type of the most recent test: "month, year" followed by a "P" when the test is the initial test or a periodic test in accordance with 6.8.2.4.1 and 6.8.2.4.2, or "month, year" followed by an "L" when the test is an intermediate leakproofness test in accordance with 6.8.2.4.3;

¹⁶ Add the units of measurement after the numerical values.

- stamp of the expert who carried out the tests;
- material of the shell and reference to materials standards, if available and, where appropriate, the protective lining.

In addition, the maximum working pressure¹⁶ allowed shall be inscribed on pressure-filled or pressure-discharge tanks.

6.8.2.5.2

The following particulars shall be inscribed on both sides of the tank-wagon (on the tank itself or on plates):

- vehicle keeper mark or name of operator¹⁷;
- capacity¹⁶;
- unladen mass of tank-wagon¹⁶;
- load limits according to the characteristics of the wagon and the nature of the lines used;
- for the substances according to 4.3.4.1.3, the proper shipping name of the substance(s) accepted for carriage;
- tank code according to 4.3.4.1.1;
- for substances other than those according to 4.3.4.1.3, the alphanumeric codes of all special provisions TC and TE which are shown in column (13) of Table A of Chapter 3.2 for the substances to be carried in the tank; and
- date (month, year) of the next inspection in accordance with 6.8.2.4.2 and 6.8.2.4.3 or with the TT special provisions of 6.8.4 for the substance(s) accepted for carriage. If the next inspection is an inspection in accordance with 6.8.2.4.3, the date shall be followed by the letter "L".

The following particulars shall be inscribed on the tank-container (on the tank itself or on plates):

- names of owner and of operator;
- capacity of the shell¹⁶;
- tare¹⁶;
- maximum permissible gross mass¹⁶;
- for the substances according to 4.3.4.1.3, the proper shipping name of the substance(s) accepted for carriage;
- tank code according to 4.3.4.1.1; and
- for substances other than those according to 4.3.4.1.3, the alphanumeric codes of all special provisions TC and TE which are shown in column (13) of Table A of Chapter 3.2 for the substances to be carried in the tank.

6.8.2.6

Requirements for tanks which are designed, constructed and tested according to referenced standards

NOTE: Persons or bodies identified in standards as having responsibilities in accordance with RID shall meet the requirements of RID.

6.8.2.6.1

Design and construction

Type approval certificates shall be issued in accordance with 1.8.7 or 6.8.2.3. The standards referenced in the table below shall be applied for the issue of type approvals as indicated in column (4) to meet the requirements of Chapter 6.8 referred to in column (3). The standards shall be applied in accordance with 1.1.5. Column (5) gives the latest date when existing type approvals shall be withdrawn according to 1.8.7.2.4 or 6.8.2.3.3; if no date is shown the type approval remains valid until it expires.

Since 1 January 2009 the use of the referenced standards has been mandatory. Exceptions are dealt with in 6.8.2.7 and 6.8.3.7.

If more than one standard is referenced for the application of the same requirements, only one of them shall be applied, but in full unless otherwise specified in the table below.

The scope of application of each standard is defined in the scope clause of the standard unless otherwise specified in the Table below.

¹⁷ Vehicle keeper marking in accordance with Annex PP, section PP.1 of the Uniform Technical Prescriptions applicable to rolling stock, subsystem freight wagons (UTP WAG) of the APTU Uniform Rules (Appendix F to COTIF 1999) (see www.otif.org) and in accordance with paragraph 4.2.2.3 and Annex P of Commission decision 2011/314/EU of 12 May 2011 concerning the technical specification of interoperability relating to the "operation and traffic management" subsystem of the trans-European conventional rail system.

Reference	Title of document	Applicable sub-sections and paragraphs	Applicable to new type approvals or to renewals	Latest date for withdrawal of existing type approvals
(1)	(2)	(3)	(4)	(5)
For design and construction of tanks				
EN 14025:2003 + AC:2005	Tanks for the transport of dangerous goods – Metallic pressure tanks – Design and construction	6.8.2.1	Between 1 January 2005 and 30 June 2009	
EN 14025:2008	Tanks for the transport of dangerous goods – Metallic pressure tanks – Design and construction	6.8.2.1 and 6.8.3.1	Between 1 July 2009 and 31 December 2016	
EN 14025:2013	Tanks for the transport of dangerous goods – Metallic pressure tanks – Design and construction	6.8.2.1 and 6.8.3.1	Between 1 January 2015 and 31 December 2018	
EN 14025:2013+A1:2016 (except Annex B)	Tanks for the transport of dangerous goods – Metallic pressure tanks – Design and construction	6.8.2.1 and 6.8.3.1	Until further notice	
EN 13094:2004	Tanks for the transport of dangerous goods – Metallic tanks with a working pressure not exceeding 0.5 bar – Design and construction	6.8.2.1	Between 1 January 2005 and 31 December 2009	
EN 13094:2008 + AC:2008	Tanks for the transport of dangerous goods – Metallic tanks with a working pressure not exceeding 0.5 bar – Design and construction	6.8.2.1	Between 1 January 2010 and 31 December 2018	
EN 13094:2015	Tanks for the transport of dangerous goods – Metallic tanks with a working pressure not exceeding 0.5 bar – Design and construction NOTE: The guideline on the OTIF website (www.otif.org) also applies.	6.8.2.1	Until further notice	
For equipment				
EN 14432:2006	Tanks for the transport of dangerous goods – Tank equipment for the transport of liquid chemicals – Product discharge and air inlet valves	6.8.2.2.1	Between 1 January 2009 and 31 December 2018	
EN 14432:2014	Tanks for the transport of dangerous goods – Tank equipment for the transport of liquid chemicals and liquefied gases – Product discharge and air inlet valves NOTE: This standard may also be used for gravity-discharge tanks.	6.8.2.2.1, 6.8.2.2.2 and 6.8.2.3.1	Until further notice	
EN 14433:2006	Tanks for the transport of dangerous goods – Tank equipment for the transport of liquid chemicals – Foot valves	6.8.2.2.1	Between 1 January 2009 and 31 December 2018	
EN 14433:2014	Tanks for the transport of dangerous goods – Tank equipment for the transport of liquid chemicals and liquefied gases – Foot valves NOTE: This standard may also be used for gravity-discharge tanks.	6.8.2.2.1, 6.8.2.2.2 and 6.8.2.3.1	Until further notice	

6.8.2.6.2 Inspection and test

The standard referenced in the table below shall be applied for the inspection and test of tanks as indicated in column (4) to meet the requirements of Chapter 6.8 referred to in column (3). The standard shall be applied in accordance with 1.1.5.

The use of a referenced standard is mandatory.

The scope of application of each standard is defined in the scope clause of the standard unless otherwise specified in the Table below.

Reference	Title of document	Applicable sub-sections and paragraphs	Applicable
(1)	(2)	(3)	(4)
EN 12972:2007	Tanks for transport of dangerous goods – Testing, inspection and marking of metallic tanks	6.8.2.4 6.8.3.4	Until further notice

6.8.2.7 Requirements for tanks which are not designed, constructed and tested according to referenced standards

To reflect scientific and technical progress or where no standard is referenced in 6.8.2.6 or to deal with specific aspects not addressed in a standard referenced in 6.8.2.6, the competent authority may recognize the use of a technical code providing the same level of safety. Tanks shall, however, comply with the minimum requirements of 6.8.2.

The competent authority shall transmit to the secretariat of OTIF a list of the technical codes that it recognises. The list should include the following details: name and date of the code, purpose of the code and details of where it may be obtained. The secretariat shall make this information publicly available on its website.

A standard which has been adopted for reference in a future edition of the RID may be approved by the competent authority for use without notifying the OTIF secretariat.

For testing, inspection and marking, the applicable standard as referenced in 6.8.2.6 may also be used.

6.8.3 Special requirements applicable to Class 2

6.8.3.1 Construction of shells

6.8.3.1.1 Shells intended for the carriage of compressed or liquefied gases or dissolved gases shall be made of steel.

In the case of weldless shells, by derogation from 6.8.2.1.12 a minimum elongation at fracture of 14% and also a stress σ lower than or equal to limits hereafter given according to the material may be accepted:

- (a) When the ratio R_e/R_m (of the minimum guaranteed characteristics after heat treatment) is higher than 0.66 without exceeding 0.85: $\sigma \leq 0.75 R_e$.
- (b) When the ratio R_e/R_m (of the minimum guaranteed characteristics after heat treatment) is higher than 0.85: $\sigma \leq 0.5 R_m$.

6.8.3.1.2 The requirements of 6.8.5 apply to the materials and construction of welded shells.

6.8.3.1.3 For double-walled shells, the wall thickness of the inner receptacle may, notwithstanding the requirements of 6.8.2.1.18, be 3 mm if a metal is used which has good low-temperature performance corresponding to a minimum tensile strength $R_m = 490 \text{ N/mm}^2$ and a minimum coefficient of elongation $A = 30\%$.

(Reserved)

If other metals are used, an equivalent minimum wall thickness shall be maintained; this thickness is to be calculated according to the formula in footnote 6 to 6.8.2.1.18, where $R_{m0} = 490 \text{ N/mm}^2$ and $A_0 = 30\%$.

The outer shell shall in this case have a minimum wall thickness of 6 mm where mild steel is concerned. If other materials are used, an equivalent

minimum wall thickness shall be maintained, which shall be calculated according to the formula given in 6.8.2.1.18.

Construction of battery-wagons and MEGCs

6.8.3.1.4 Cylinders, tubes, pressure drums and bundles of cylinders, as elements of a battery-wagon or MEGC, shall be constructed in accordance with Chapter 6.2.

NOTE 1: Bundles of cylinders which are not elements of a battery-wagon or of a MEGC shall be subject to the requirements of Chapter 6.2.

2: Tanks as elements of battery-wagons and MEGCs shall be constructed in accordance with 6.8.2.1 and 6.8.3.1.

3: Demountable tanks¹⁸ are not to be considered elements of battery-wagons or MEGCs.

6.8.3.1.5 Elements and their fastenings

of battery wagons

and the frame of MEGCs

shall be capable of absorbing under the maximum permissible load the forces defined in 6.8.2.1.2. Under each force the stress at the most severely stressed point of the element and its fastenings shall not exceed the value defined in 6.2.5.3 for cylinders, tubes, pressure drums and bundles of cylinders and for tanks the value of σ defined in 6.8.2.1.16.

Other provisions for the construction of tank-wagons and battery-wagons

6.8.3.1.6 Tank-wagons and battery-wagons shall be fitted with buffers with a minimum energy absorption capacity of 70 kJ. This provision does not apply to tank-wagons and battery-wagons fitted with energy absorption elements in accordance with the definition in 6.8.4, special provision TE 22. (Reserved)

6.8.3.2 Items of equipment

6.8.3.2.1 The discharge pipes of tanks shall be capable of being closed by blank flanges or some other equally reliable device. For tanks intended for the carriage of refrigerated liquefied gases, these blank flanges or other equally reliable devices may be fitted with pressure-release openings of a maximum diameter of 1.5 mm.

6.8.3.2.2 Shells intended for the carriage of liquefied gases may be provided with, in addition to the openings prescribed in 6.8.2.2.2 and 6.8.2.2.4, openings for the fitting of gauges, thermometers, manometers and with bleed holes, as required for their operation and safety.

6.8.3.2.3 The internal stop-valve of all filling and all discharge openings of tanks with a capacity greater than 1 m³ intended for the carriage of liquefied flammable or toxic gases shall be instant-closing and shall close automatically in the event of an unintended movement of the tank or in the event of fire. It shall also be possible to operate the internal stop-valve by remote control.

The device which keeps the internal closure open, e.g. a rail hook, is not a component of the wagon.

6.8.3.2.4 All openings, other than those accommodating safety valves and closed bleed holes, of tanks intended for the carriage of liquefied flammable and/or toxic gases shall, if their nominal diameter is more than 1.5 mm, shall be equipped with an internal shut-off device.

6.8.3.2.5 Notwithstanding the requirements of 6.8.2.2.2, 6.8.3.2.3 and 6.8.3.2.4, tanks intended for the carriage of refrigerated liquefied gases may be equipped with external devices in place of internal devices if the external devices afford protection against external damage at least equivalent to that afforded by the wall of the shell.

6.8.3.2.6 If there are thermometers, they shall not project directly into the gas or liquid through the shell.

¹⁸ For the definition of "demountable tank" see 1.2.1.

6.8.3.2.7 Filling and discharge openings situated in the upper part of tanks shall be equipped with, in addition to what is prescribed in 6.8.3.2.3, a second, external, closing device. This device shall be capable of being closed by a blank flange or some other equally reliable device.

6.8.3.2.8 Safety valves shall meet the requirements of 6.8.3.2.9 to 6.8.3.2.12 below:

6.8.3.2.9 Tanks intended for the carriage of compressed or liquefied gases or dissolved gases, may be fitted with spring-loaded safety valves. These valves shall be capable of opening automatically under a pressure between 0.9 and 1.0 times the test pressure of the tank to which they are fitted. They shall be of such a type as to resist dynamic stresses, including liquid surge. The use of dead weight or counter weight valves is prohibited. The required capacity of the safety valves shall be calculated in accordance with the formula contained in 6.7.3.8.1.1.

Safety valves shall be designed to prevent or be protected from the entry of water or other foreign matter which may impair their correct functioning. Any protection shall not impair their performance.

6.8.3.2.10 Where tanks are intended for carriage by sea, the requirements of 6.8.3.2.9 shall not prohibit the fitting of safety valves conforming to the IMDG Code.

6.8.3.2.11 Tanks intended for the carriage of refrigerated liquefied gases shall be equipped with two or more independent safety valves capable of opening at the maximum working pressure indicated on the tank. Two of these safety valves shall be individually sized to allow the gases formed by evaporation during normal operation to escape from the tank in such a way that the pressure does not at any time exceed by more than 10% the working pressure indicated on the tank.

One of the safety valves may be replaced by a bursting disc which shall be such as to burst at the test pressure.

In the event of loss of the vacuum in a double-walled tank, or of destruction of 20% of the insulation of a single-walled tank, the combination of the pressure relief devices shall permit an outflow such that the pressure in the shell cannot exceed the test pressure. The provisions of 6.8.2.1.7 shall not apply to vacuum-insulated tanks.

6.8.3.2.12 These pressure relief devices of tanks intended for the carriage of refrigerated liquefied gases shall be so designed as to function faultlessly even at their lowest working temperature. The reliability of their operation at that temperature shall be established and checked either by testing each device or by testing a specimen device of each design-type.

6.8.3.2.13	For demountable tanks ¹⁸ the following requirements shall apply: (a) if they can be rolled, the valves shall be provided with protective caps; (b) they shall be so fixed on the underframe of the wagon that they cannot move.	(Reserved)
-------------------	--	------------

Thermal insulation

6.8.3.2.14 If tanks intended for the carriage of liquefied gases are equipped with thermal insulation, such insulation shall consist of either:

- a sun shield covering not less than the upper third but not more than the upper half of the tank surface and separated from the shell by an air space at least 4 cm across; or
- a complete cladding, of adequate thickness, of insulating materials.

6.8.3.2.15 Tanks intended for the carriage of refrigerated liquefied gases shall be thermally insulated. Thermal insulation shall be ensured by means of a continuous sheathing. If the space between the shell and the sheathing is under vacuum (vacuum insulation), the protective sheathing shall be so designed as to withstand without deformation an external pressure of at least 100 kPa (1 bar) (gauge pressure). By derogation from the definition of "calculation pressure" in 1.2.1, external and internal reinforcing devices may be taken into account in the calculations. If the sheathing is so closed as to be gas-tight, a device shall be provided to prevent any dangerous pressure from developing in the insulating layer in the event of inadequate gas-tightness of the shell or of its items of equipment. The device shall prevent the infiltration of moisture into the heat-insulating sheath. For type testing of the effectiveness of the insulation system, see 6.8.3.4.11.

6.8.3.2.16 Tanks intended for the carriage of liquefied gases having a boiling point below –182 °C at atmospheric pressure shall not include any combustible material either in the thermal insulation or in the means of attachment.

The means of attachment for vacuum insulated tanks may, with the approval of the competent authority, contain plastics substances between the shell and the sheathing.

- 6.8.3.2.17** By derogation from the requirements of 6.8.2.2.4 shells intended for the carriage of refrigerated liquefied gases need not have an inspection opening.

Items of equipment for battery-wagons and MEGCs

- 6.8.3.2.18** Service and structural equipment shall be configured or designed to prevent damage that could result in the release of the pressure receptacle contents during normal conditions of handling and carriage. When the connection between the frame of the battery-wagon or MEGC and the elements allows relative movement between the sub-assemblies, the equipment shall be so fastened as to permit such movement without damage to working parts. Manifold piping leading to shut-off valves shall be sufficiently flexible to protect the valves and the piping from shearing, or releasing the pressure receptacle contents. The filling and discharge devices (including flanges or threaded plugs) and any protective caps shall be capable of being secured against unintended opening.

- 6.8.3.2.19** In order to avoid any loss of content in the event of damage, the manifolds, the discharge fittings (pipe sockets, shut-off devices), and the stop-valves shall be protected or arranged from being wrenched off by external forces or designed to withstand them.

- 6.8.3.2.20** The manifold shall be designed for service in a temperature range of –20 °C to +50 °C.

The manifold shall be designed, constructed and installed so as to avoid the risk of damage due to thermal expansion and contraction, mechanical shock and vibration. All piping shall be of suitable metallic material. Welded pipe joints shall be used wherever possible.

Joints in copper tubing shall be brazed or have an equally strong metal union. The melting point of brazing materials shall be no lower than 525 °C. The joints shall not decrease the strength of tubing as may happen when cutting threads.

- 6.8.3.2.21** Except for UN No. 1001 acetylene, dissolved, the permissible maximum stress σ of the manifolding arrangement at the test pressure of the receptacles shall not exceed 75% of the guaranteed yield strength of the material.

The necessary wall thickness of the manifolding arrangement for the carriage of UN No. 1001 acetylene, dissolved shall be calculated according to an approved code of practice.

NOTE: For the yield strength, see 6.8.2.1.11.

- 6.8.3.2.22** By derogation from the requirements of 6.8.3.2.3, 6.8.3.2.4 and 6.8.3.2.7, for cylinders, tubes, pressure drums and bundles of cylinders (frames) forming a battery-wagon or MEGC, the required closing devices may be provided for within the manifolding arrangement.

- 6.8.3.2.23** If one of the elements is equipped with a safety valve and shut-off devices are provided between the elements, every element shall be so equipped.

- 6.8.3.2.24** The filling and discharge devices may be affixed to a manifold.

- 6.8.3.2.25** Each element, including each individual cylinder of a bundle, intended for the carriage of toxic gases, shall be capable of being isolated by a shut-off valve.

- 6.8.3.2.26** Battery-wagons or MEGCs intended for the carriage of toxic gases shall not have safety valves, unless the safety valves are preceded by a bursting disc. In the latter case, the arrangement of the bursting disc and safety valve shall be satisfactory to the competent authority.

- 6.8.3.2.27** When battery-wagons or MEGCs are intended for carriage by sea, the requirements of 6.8.3.2.26 shall not prohibit the fitting of safety valves conforming to the IMDG Code.

- 6.8.3.2.28** Receptacles which are elements of a battery-wagon or MEGC intended for the carriage of flammable gases shall be combined in groups of not more than 5 000 litres which are capable of being isolated by a shut-off valve.

Each element of a battery-wagon or MEGC intended for the carriage of flammable gases, when consisting of tanks conforming to this Chapter, shall be capable of being isolated by a shut-off valve.

6.8.3.3 Type approval

No special requirements.

6.8.3.4 Inspections and tests

6.8.3.4.1 The materials of every welded shell with the exception of cylinders, tubes, pressure drums and cylinders as part of bundles of cylinders which are elements of a battery-wagon or of a MEGC shall be tested according to the method described in 6.8.5.

6.8.3.4.2 The basic requirements for the test pressure are given in 4.3.3.2.1 to 4.3.3.2.4 and the minimum test pressures are given in the table of gases and gas mixtures in 4.3.3.2.5.

6.8.3.4.3 The first hydraulic pressure test shall be carried out before thermal insulation is placed in position. When the shell, its fittings, piping and items of equipment have been tested separately, the tank shall be subjected to a leakproofness test after assembly.

6.8.3.4.4 The capacity of each shell intended for the carriage of compressed gases filled by mass, liquefied gases or dissolved gases shall be determined, under the supervision of an expert approved by the competent authority, by weighing or volumetric measurement of the quantity of water which fills the shell; the measurement of shell capacity shall be accurate to within 1%. Determination by a calculation based on the dimensions of the shell is not permitted. The maximum filling masses allowed in accordance with packing instruction P 200 or P 203 in 4.1.4.1 as well as 4.3.3.2.2 and 4.3.3.2.3 shall be prescribed by an approved expert.

6.8.3.4.5 Checking of the welds shall be carried out in accordance with the $\lambda=1$ requirements of 6.8.2.1.23.

6.8.3.4.6 By derogation from the requirements of 6.8.2.4.2, the periodic inspections shall take place:

At least after eight years of service and thereafter at least every 12 years in the case of tanks intended for the carriage of refrigerated liquefied gases.

The intermediate inspections according to 6.8.2.4.3 shall be carried out at least six years after each periodic inspection.

A leakproofness test or an intermediate inspection according to 6.8.2.4.3 may be performed, at the request of the competent authority, between any two successive periodic inspections.

6.8.3.4.7 In the case of vacuum-insulated tanks, the hydraulic-pressure test and the check of the internal condition may, with the consent of the approved expert, be replaced by a leakproofness test and measurement of the vacuum.

6.8.3.4.8 If, at the time of periodic inspections, openings have been made in shells intended for the carriage of refrigerated liquefied gases, the method by which they are hermetically closed before the shells are returned to service shall be approved by the approved expert and shall ensure the integrity of the shell.

6.8.3.4.9 Leakproofness tests of tanks intended for the carriage of gases shall be performed at a pressure of not less than:

- For compressed gases, liquefied gases and dissolved gases: 20% of the test pressure;
- For refrigerated liquefied gases: 90% of the maximum working pressure.

Holding times for tanks carrying refrigerated liquefied gases

6.8.3.4.10 The reference holding time for tanks carrying refrigerated liquefied gases shall be determined on the basis of the following:

- (a) The effectiveness of the insulation system, determined in accordance with 6.8.3.4.11;
- (b) The lowest set pressure of the pressure limiting device(s);
- (c) The initial filling conditions;
- (d) An assumed ambient temperature of 30 °C;
- (e) The physical properties of the individual refrigerated liquefied gas intended to be carried.

6.8.3.4.11 The effectiveness of the insulation system (heat influx in Watts) shall be determined by type testing the tanks. This test shall consist of either:

- (a) A constant pressure test (for example at atmospheric pressure) during which the loss of refrigerated liquefied gas is measured over a period of time; or
- (b) A closed system test during which the rise in pressure in the shell is measured over a period of time.

When performing the constant pressure test, variations in atmospheric pressure shall be taken into account. When performing either test corrections shall be made for any variation of the ambient temperature from the assumed ambient temperature reference value of 30 °C.

NOTE: ISO 21014:2006 "Cryogenic vessels – Cryogenic insulation performance" details methods of determining the insulation performance of cryogenic vessels and provides a method of calculating the holding time.

Inspections and tests for battery-wagons and MEGCs

6.8.3.4.12 The elements and items of equipment of each battery-wagon or MEGC shall be inspected and tested either together or separately before being put into service for the first time (initial inspection and test). Thereafter battery-wagons or MEGCs the elements of which are receptacles shall be inspected at not more than five-year intervals. Battery-wagons and MEGCs the elements of which are tanks shall be inspected according to 6.8.3.4.6. An exceptional inspection and test shall be performed regardless of the last periodic inspection and test when necessary according to 6.8.3.4.16.

6.8.3.4.13 The initial inspection shall include:

- a check of conformity to the approved type;
- a check of the design characteristics;
- an examination of the internal and external conditions;
- a hydraulic pressure test¹⁹ at the test pressure indicated on the plate prescribed in 6.8.3.5.10;
- a leakproofness test at the maximum working pressure; and
- a check of satisfactory operation of the equipment.

When the elements and their fittings have been pressure-tested separately, they shall be subjected together after assembly to a leakproofness test.

6.8.3.4.14 Cylinders, tubes and pressure drums and cylinders as part of bundles of cylinders shall be tested according to packing instruction P 200 or P 203 in 4.1.4.1.

The test pressure of the manifold of the battery-wagon or MEGC shall be the same as that of the elements of the battery-wagon or MEGC. The pressure test of the manifold may be performed as a hydraulic test or by using another liquid or gas with the agreement of the competent authority or its authorised body. By derogation from this requirement, the test pressure for the manifold of battery-wagon or MEGC shall not be less than 300 bar for UN No. 1001 acetylene, dissolved.

6.8.3.4.15 The periodic inspection shall include a leakproofness test at the maximum working pressure and an external examination of the structure, the elements and the service equipment without disassembling. The elements and the piping shall be tested at the periodicity defined in packing instruction P 200 of 4.1.4.1 and in accordance with the requirements of 6.2.1.6 and 6.2.3.5 respectively. When the elements and equipment have been pressure-tested separately, they shall be subjected together after assembly to a leakproofness test.

6.8.3.4.16 An exceptional inspection and test is necessary when the battery-wagon or MEGC shows evidence of damaged or corroded areas, or leakage, or any other conditions, that indicate a deficiency that could affect the integrity of the battery-wagon or MEGC. The extent of the exceptional inspection and test and, if deemed necessary, the disassembling of elements shall depend on the amount of damage or deterioration of the battery-wagon or MEGC. It shall include at least the examinations required under 6.8.3.4.17.

6.8.3.4.17 The examinations shall ensure that:

- (a) the elements are inspected externally for pitting, corrosion, or abrasions, dents, distortions, defects in welds or any other conditions, including leakage, that might render the battery-wagons or MEGCs unsafe for transport;
- (b) the piping, valves, and gaskets are inspected for corroded areas, defects, and other conditions, including leakage, that might render battery-wagons or MEGCs unsafe for filling, discharge or transport;
- (c) missing or loose bolts or nuts on any flanged connection or blank flange are replaced or tightened;
- (d) all emergency devices and valves are free from corrosion, distortion and any damage or defect that could prevent their normal operation. Remote closure devices and self-closing stop-valves shall be operated to demonstrate proper operation;
- (e) required marks on the battery-wagons or MEGCs are legible and in accordance with the applicable requirements; and
- (f) any framework, supports and arrangements for lifting the battery-wagons or MEGCs are in satisfactory condition.

¹⁹ In special cases and with the agreement of the expert approved by the competent authority, the hydraulic pressure test may be replaced by a pressure test using another liquid or gas, where such an operation does not present any danger.

6.8.3.4.18 The tests, inspections and checks in accordance with 6.8.3.4.12 to 6.8.3.4.17 shall be carried out by the expert approved by the competent authority. Certificates shall be issued showing the results of these operations, even in the case of negative results. These certificates shall refer to the list of the substances permitted for carriage in this battery-wagon or MEGC in accordance with 6.8.2.3.1.

A copy of these certificates shall be attached to the tank record of each tank, battery-wagon or MEGC tested (see 4.3.2.1.7).

6.8.3.5 Marking

6.8.3.5.1 The following additional particulars shall be marked by stamping or by any other similar method on the plate prescribed in 6.8.2.5.1, or directly on the walls of the shell itself if the walls are so reinforced that the strength of the tank is not impaired.

6.8.3.5.2 On tanks intended for the carriage of only one substance:

- the proper shipping name of the gas and, in addition for gases classified under an n.o.s. entry, the technical name²⁰.

This indication shall be supplemented:

- in the case of tanks intended for the carriage of compressed gases filled by volume (pressure), by an indication of the maximum filling pressure at 15 °C permitted for the tank; and
- in the case of tanks intended for the carriage of compressed gases filled by mass, and of liquefied gases, refrigerated liquefied gases or dissolved gases by an indication of the maximum permissible load mass in kg and of the filling temperature if below –20 °C.

6.8.3.5.3 On multipurpose tanks:

- the proper shipping names of the gases and, in addition for gases classified under an n.o.s. entry, the technical name of the gases²⁰ for whose carriage the tank is approved.

These particulars shall be supplemented by an indication of the maximum permissible load mass in kg for each gas.

6.8.3.5.4 On tanks intended for the carriage of refrigerated liquefied gases:

- the maximum working pressure allowed²¹;
- reference holding time (in days or hours) for each gas²¹;
- the associated initial pressures (in bar gauge or kPa gauge)²¹.

6.8.3.5.5 On tanks equipped with thermal insulation:

- the inscription "thermally insulated" or "thermally insulated by vacuum".

6.8.3.5.6 In addition to the particulars prescribed in 6.8.2.5.2, the following shall be inscribed on both sides of the tank-wagon (on the tank itself or on the tank-container (on the tank itself or on plates):

- (a) – the tank code according to the certificate (see 6.8.2.3.1) with the actual test pressure of the tank;
– the inscription: "minimum filling temperature allowed ...";
- (b) where the tank is intended for the carriage of one substance only:
– the proper shipping name of the gas and, in addition for gases classified under an n.o.s. entry, the technical name²⁰;

²⁰ Instead of the proper shipping name or, if applicable, of the proper shipping name of the n.o.s. entry followed by the technical name, the use of the following names is permitted:

- for UN No. 1078 refrigerant gas, n.o.s: mixture F1, mixture F2, mixture F3;
- for UN No. 1060 methylacetylene and propadiene mixtures, stabilized: mixture P1, mixture P2;
- for UN No. 1965 hydrocarbon gas mixture, liquefied, n.o.s: mixture A, mixture A01, mixture A02, mixture A0, mixture A1, mixture B1, mixture B2, mixture B, mixture C. The names customary in the trade and mentioned in 2.2.2.3, Classification code 2F, UN No. 1965, Note 1 may be used only as a complement;
- for UN No. 1010 Butadienes, stabilized: 1,2-Butadiene, stabilized, 1,3-Butadiene, stabilized.

²¹ Add the units of measurements after the numerical values.

		<ul style="list-style-type: none"> – for compressed gases which are filled by mass, and for liquefied gases, refrigerated liquefied gases or dissolved gases, the maximum permissible load mass in kg;
	(c) where the tank is a multipurpose tank:	
	<ul style="list-style-type: none"> – the proper shipping name of the gas and, for gases classified under an n.o.s. entry, the technical name²⁰ of all gases to whose carriage the tank is assigned 	with an indication of the maximum permissible load mass in kg for each of them;
	(d) where the shell is equipped with thermal insulation:	
	<ul style="list-style-type: none"> – the inscription "thermally insulated" (or "thermally insulated by vacuum"), in an official language of the country of registration and also, if that language is not English, French, German or Italian, in English, French, German or Italian, unless any agreements concluded between the countries concerned in the transport operation provide otherwise 	
6.8.3.5.7	<p>The load limits in accordance with 6.8.2.5.2</p> <ul style="list-style-type: none"> – for compressed gases filled by mass, – for liquefied or refrigerated, liquefied gases and – for dissolved gases, <p>shall be determined in the light of the maximum permissible load mass of the shell, depending on the substance carried; in the case of multi-purpose tanks, the name in full of the particular gas being carried shall be stated together with the load limit on the same moveable panel. The folding panels shall be designed and be capable of being secured so that they cannot unfold or become loose from the frame during carriage (especially as a result of impacts or unintentional actions).</p>	(Reserved)
6.8.3.5.8	The panels on wagons carrying demountable tanks as referred to in 6.8.3.2.13 need not bear the particulars prescribed in 6.8.2.5.2 and 6.8.3.5.6.	(Reserved)
6.8.3.5.9	(Reserved)	
Marking of battery-wagons and MEGCs		
6.8.3.5.10	<p>Every battery-wagon and every MEGC shall be fitted with a corrosion-resistant metal plate permanently attached in a place readily accessible for inspection. The following particulars at least shall be marked on the plate by stamping or by any other similar method:</p> <ul style="list-style-type: none"> – approval number; – manufacturer's name or mark; – manufacturer's serial number; – year of manufacture; – test pressure (gauge pressure)²¹; – design temperature (only if above +50 °C or below –20 °C)²¹; – date (month and year) of initial test and most recent periodic test in accordance with 6.8.3.4.12 to 6.8.3.4.15; – stamp of the expert who carried out the tests. 	
6.8.3.5.11	<p>The following particulars shall be inscribed on both sides of the battery-wagon on a plate:</p> <ul style="list-style-type: none"> – vehicle keeper mark or name of operator²²; – number of elements; 	<p>The following particulars shall be inscribed either on the MEGC itself or on a plate:</p> <ul style="list-style-type: none"> – names of owner and of operator; – number of elements;

²² Vehicle keeper marking in accordance with Annex PP, section PP.1 of the Uniform Technical Prescriptions applicable to rolling stock, subsystem freight wagons (UTP WAG) of the APTU Uniform Rules (Appendix F to COTIF 1999) (see www.otif.org) and in accordance with paragraph 4.2.2.3 and Annex P of Commission decision 2011/314/EU of 12 May 2011 concerning the technical specification of interoperability relating to the "operation and traffic management" subsystem of the trans-European conventional rail system.

- | | |
|---|--|
| <ul style="list-style-type: none"> – total capacity of the elements²¹; – load limits according to the characteristics of the wagon and the nature of the lines used; – tank code according to the certificate (see 6.8.2.3.1) with the relevant test pressure for the battery-wagon; – proper shipping name and, in addition, for gases covered by an n.o.s. entry, the technical name²⁰ of the gas the transport of which the battery-wagon is used; – the date (month, year) of the next test in accordance with 6.8.2.4.3 and 6.8.3.4.15. | <ul style="list-style-type: none"> – total capacity of the elements²¹; – maximum permissible laden mass²¹; – tank code according to the certificate (see 6.8.2.3.1) with the relevant test pressure for the MEGC; – proper shipping name and, in addition, for gases covered by an n.o.s. entry, the technical name²⁰ of the gas the transport of which the MEGC is used; <p>and for MEGCs filled by mass:</p> <ul style="list-style-type: none"> – tare²¹. |
|---|--|

- 6.8.3.5.12** The frame of a battery-wagon or MEGC shall bear near the filling point a plate specifying:
- the maximum filling pressure²¹ at 15 °C allowed for elements intended for compressed gases;
 - the proper shipping name of the gas in accordance with Chapter 3.2 and, in addition for gases classified under an n.o.s. entry, the technical name²⁰;

and, in addition, in the case of liquefied gases:

- the permissible maximum load per element²¹.

- 6.8.3.5.13** Cylinders, tubes and pressure drums, and cylinders as part of bundles of cylinders, shall be marked according to 6.2.2.7. These receptacles need not be labelled individually with the danger labels as required in Chapter 5.2.

Battery-wagons and MEGCs shall be placarded and marked according to Chapter 5.3.

6.8.3.6 Requirements for battery-wagons and MEGCs which are designed, constructed and tested according to referenced standards

NOTE: Persons or bodies identified in standards as having responsibilities in accordance with RID shall meet the requirements of RID.

Type approval certificates shall be issued in accordance with 1.8.7. The standard referenced in the table below shall be applied for the issue of type approvals as indicated in column (4) to meet the requirements of Chapter 6.8 referred to in column (3). The standards shall be applied in accordance with 1.1.5. Column (5) gives the latest date when existing type approvals shall be withdrawn according to 1.8.7.2.4; if no date is shown the type approval remains valid until it expires.

Since 1 January 2009 the use of the referenced standards has been mandatory. Exceptions are dealt with in 6.8.3.7.

If more than one standard is referenced for the application of the same requirements, only one of them shall be applied, but in full unless otherwise specified in the table below.

The scope of application of each standard is defined in the scope clause of the standard unless otherwise specified in the Table below.

Reference	Title of document	Applicable sub-sections and paragraph	Applicable for new type approvals or for renewals	Latest date for withdrawal of existing type approvals
(1)	(2)	(3)	(4)	(5)
EN 13807:2003	Transportable gas cylinders – Battery vehicles – Design, manufacture, identification and testing NOTE: Where appropriate this standard may be applied to MEGCs which consist of pressure receptacles.	6.8.3.1.4, 6.8.3.1.5, 6.8.3.2.18 to 6.8.3.2.26, 6.8.3.4.12 to 6.8.3.4.14 and 6.8.3.5.10 to 6.8.3.5.13	Between 1 January 2005 and 31 December 2020	
EN 13807:2017	Transportable gas cylinders – Battery vehicles and multiple-element gas containers (MEGCs) – Design, manufacture, identification and testing	6.8.3.1.4, 6.8.3.1.5, 6.8.3.2.18 to 6.8.3.2.28, 6.8.3.4.12 to 6.8.3.4.14 and 6.8.3.5.10 to 6.8.3.5.13	Until further notice	

6.8.3.7

Requirements for battery-wagons and MEGCs which are not designed, constructed and tested according to referenced standards

To reflect scientific and technical progress or where no standard is referenced in 6.8.3.6 or to deal with specific aspects not addressed in a standard referenced in 6.8.3.6, the competent authority may recognize the use of a technical code providing the same level of safety. Battery-wagons and MEGCs shall, however, comply with the minimum requirements of 6.8.3.

In the type approval the issuing body shall specify the procedure for periodic inspections if the standards referenced in 6.2.2, 6.2.4 or 6.8.2.6 are not applicable or shall not be applied.

The competent authority shall transmit to the secretariat of OTIF a list of the technical codes that it recognises. The list should include the following details: name and date of the code, purpose of the code and details of where it may be obtained. The secretariat shall make this information publicly available on its website.

A standard which has been adopted for reference in a future edition of the RID may be approved by the competent authority for use without notifying the OTIF secretariat.

6.8.4

Special provisions

NOTE 1: For liquids having a flash-point of not more than 60 °C and for flammable gases, see also 6.8.2.1.26, 6.8.2.1.27 and 6.8.2.2.9.

2: For requirements for tanks subjected to a pressure test of not less than 1 MPa (10 bar) or for tanks intended for the carriage of refrigerated liquefied gases, see 6.8.5.

When they are shown under an entry in Column (13) of Table A of Chapter 3.2, the following special provisions apply:

(a) Construction (TC)

TC 1

The requirements of 6.8.5 are applicable to the materials and construction of these shells.

TC 2

Shells, and their items of equipment, shall be made of aluminium not less than 99.5% pure or of suitable steel not liable to cause hydrogen peroxide to decompose. Where shells are made of aluminium not less than 99.5% pure, the wall thickness need not exceed 15 mm, even where calculation in accordance with 6.8.2.1.17 gives a higher value.

TC 3

The shells shall be made of austenitic steel.

TC 4 Shells shall be provided with an enamel or equivalent protective lining if the material of the shell is attacked by UN No. 3250 chloroacetic acid.

TC 5 Shells shall be provided with a lead lining not less than 5 mm thick or an equivalent lining.

TC 6 Where the use of aluminium is necessary for tanks, such tanks shall be made of aluminium not less than 99.5% pure; the wall thickness need not exceed 15 mm even where calculation in accordance with 6.8.2.1.17 gives a higher value.

TC 7 (Reserved)

(b) Items of equipment (TE)

TE 1 (Deleted)

TE 2 (Deleted)

TE 3 Tanks shall in addition meet the following requirements.

The heating device shall not penetrate into, but shall be exterior to the shell. However, a pipe used for extracting the phosphorus may be equipped with a heating jacket. The device heating the jacket shall be so regulated as to prevent the temperature of the phosphorus from exceeding the filling temperature of the shell. Other piping shall enter the shell in its upper part; openings shall be situated above the highest permissible level of the phosphorus and be capable of being completely enclosed under lockable caps.

The tank shall be equipped with a gauging system for verifying the level of the phosphorus and, if water is used as a protective agent, with a fixed gauge mark showing the highest permissible level of the water.

TE 4 Shells shall be equipped with thermal insulation made of materials which are not readily flammable.

TE 5 If shells are equipped with thermal insulation, such insulation shall be made of materials which are not readily flammable.

TE 6 Tanks may be equipped with a device of a design which precludes its obstruction by the substance carried and which prevents leakage and the build-up of excess overpressure or underpressure inside the shell.

TE 7 The shell-discharge system shall be equipped with two mutually independent shut-off devices mounted in series, the first taking the form of a quick-closing internal stop-valve of an approved type and the second that of an external stop-valve, one at each end of the discharge pipe. A blank flange, or another device providing the same measure of security, shall also be fitted at the outlet of each external stop-valve. The internal stop-valve shall be such that if the pipe is wrenched off the stop-valve will remain integral with the shell and in the closed position.

TE 8 The connections to the external pipe-sockets of tanks shall be made of materials not liable to cause decomposition of hydrogen peroxide.

TE 9 Tanks shall be fitted in their upper part with a shut-off device preventing any build-up of excess pressure inside the shell due to the decomposition of the substances carried, any leakage of liquid, and any entry of foreign matter into the shell.

TE 10 The shut-off devices of tanks shall be so designed as to preclude obstruction of the devices by solidified substance during carriage.

Where tanks are sheathed in thermally-insulating material, the material shall be of an inorganic nature and entirely free from combustible matter.

TE 11 Shells and their service equipment shall be so designed as to prevent the entry of foreign matter, leakage of liquid or any building up of dangerous excess pressure inside the shell due to the decomposition of the substances carried. A safety valve preventing the entry of foreign matter also fulfils this provision.

TE 12 Tanks shall be equipped with thermal insulation complying with the requirements of 6.8.3.2.14. The sun shield and any part of the tank not covered by it, or the outer sheathing of a complete lagging, shall be painted white or finished in bright metal. The paint shall be cleaned before each transport journey and renewed in case of yellowing or deterioration. The thermal insulation shall be free from combustible matter.

Tanks shall be fitted with temperature sensing devices.

Tanks shall be fitted with safety valves and emergency pressure-relief devices. Vacuum-relief devices may also be used. Emergency pressure-relief devices shall operate at pressures determined according to both the properties of the organic peroxide and the construction characteristics of the tank. Fusible elements shall not be permitted in the body of the shell.

Tanks shall be fitted with spring-loaded safety valves to prevent significant pressure build-up within the shell of the decomposition products and vapours released at a temperature of 50 °C. The capacity and start-to-discharge pressure of the safety-valve(s) shall be based on the results of the tests specified in special provision TA2. The start-to-discharge pressure shall however in no case be such that liquid could escape from the valve(s) if the tank were overturned.

The emergency-relief devices may be of the spring-loaded or frangible types designed to vent all the decomposition products and vapours evolved during a period of not less than one hour of complete fire-engulfment as calculated by the following formula:

$$q = 70961 \cdot F \cdot A^{0.82}$$

where:

q = heat absorption [W]

A = wetted area [m²]

F = insulation factor [-]

F = 1 for non-insulated tanks, or

$$F = \frac{U (923 - T_{PO})}{47032} \text{ for insulated tanks}$$

where:

K = heat conductivity of insulation layer [W·m⁻¹·K⁻¹]

L = thickness of insulation layer [m]

U = K/L = heat transfer coefficient of the insulation [W·m⁻²·K⁻¹]

T_{PO} = temperature of peroxide at relieving conditions [K].

The start-to-discharge pressure of the emergency-relief device(s) shall be higher than that above specified and based on the results of the tests referred to in special provision TA 2. The emergency-relief devices shall be dimensioned in such a way that the maximum pressure in the tank never exceeds the test pressure of the tank.

NOTE: An example of a method to determine the size of emergency-relief devices is given in Appendix 5 of the Manual of Tests and Criteria.

For tanks equipped with thermal insulation consisting of a complete cladding, the capacity and setting of the emergency-relief device(s) shall be determined assuming a loss of insulation from 1% of the surface area.

Vacuum-relief devices and spring-loaded safety valves of tanks shall be provided with flame arresters unless the substances to be carried and their decomposition products are non-combustible. Due attention shall be paid to the reduction of the relief capacity caused by the flame arrester.

TE 13	Tanks shall be thermally insulated and fitted with a heating device on the outside.	
TE 14	Tanks shall be equipped with thermal insulation. The thermal insulation directly in contact with the shell shall have an ignition temperature at least 50 °C higher than the maximum temperature for which the tank was designed.	
TE 15	(Deleted)	
TE 16	No part of the tank-wagon may be of wood, unless this is protected by a suitable coating.	(Reserved)
TE 17	For demountable tanks ²³ , the following requirements apply: (a) they shall be so fixed on the underframe of the wagon that they cannot move; (b) they shall not be interconnected by a manifold; (c) if they can be rolled, the valves shall be provided with protective caps.	(Reserved)
TE 18	(Reserved)	
TE 19	(Reserved)	

²³ For the definition of "demountable tank", see 1.2.1.

TE 20	Notwithstanding the other tank-codes which are permitted in the hierarchy of tanks of the rationalized approach in 4.3.4.1.2, tanks shall be equipped with a safety valve.	
TE 21	The closures shall be protected with lockable caps.	
TE 22	<p>In order to reduce the extent of damage in the event of a collision shock or accident, each end of tank-wagons for substances carried in the liquid state and gases or battery-wagons shall be capable of absorbing at least 800 kJ of energy by means of elastic or plastic deformation of defined components of the subframe or by means of a similar procedure (e.g. crash elements). The energy absorption shall be determined in relation to a collision on a straight track.</p> <p>Energy absorption by means of plastic deformation shall only occur in conditions other than those encountered during normal conditions of rail transport (impact speed higher than 12 km/h or individual buffer force greater than 1500 kN).</p> <p>Energy absorption of not more than 800 kJ at each end of the wagon shall not lead to transfer of energy to the shell which could cause visible, permanent deformation of the shell.</p> <p>The requirements of this special provision are deemed to be met if crashworthy buffers (energy absorption elements) that conform to clause 7 of standard EN 15551:2009 + A1:2010 (Railway applications – Railway rolling stock – Buffers) are used and if the resistance of the wagon body satisfies clause 6.3 and sub clause 8.2.5.3 of standard EN 12663-2:2010 (Railway applications – Structural requirements of railway vehicle bodies – Part 2: Freight wagons).</p> <p>The requirements of this special provision are deemed to be met by tank-wagons with an automatic coupling device equipped with energy absorption elements capable of absorbing at least 130 kJ at each end of the wagon.</p>	(Reserved)
TE 23	Tanks shall be equipped with a device of a design which precludes its obstruction by the substance carried and which prevents leakage and the build-up of excess overpressure or underpressure inside the shell.	
TE 24	(Deleted)	
TE 25	<p>Shells of tank-wagons shall also be protected against the overriding of buffers and derailment or, failing that, to limit damage when buffers override by at least one of the following measures.</p> <p>Measures to avoid overriding</p> <p>(a) Device to protect against the overriding of buffers</p> <p>The device to protect against the overriding of buffers shall ensure that the sub-frames of the wagons remain on the same horizontal level. The following requirements shall be fulfilled:</p> <ul style="list-style-type: none"> – The device to protect against the overriding of buffers shall not interfere with the normal operation of the wagons (for example negotiating curves, Berne rectangle, shunter's handle). The device to protect against the overriding of buffers shall permit the free taking of curves by another wagon fitted with a device to protect against the overriding of buffers in a curve of 75 m radius). 	(Reserved)

- The device to protect against the overriding of buffers shall not interfere with the normal functioning of the buffers (elastic or plastic deformation) (see also special provision TE 22 in 6.8.4 (b)).
- The device to protect against the overriding of buffers shall function independently of the condition of the load and the wear and tear of the wagons concerned.
- The device to protect against the overriding of buffers shall withstand a vertical force (upwards or downwards) of 150 kN.
- The device to protect against the overriding of buffers shall be effective irrespective of whether the other wagon concerned is fitted with a device to protect against the overriding of buffers. It shall not be possible for devices to protect against the overriding of buffers to obstruct each other.
- The increase in the overhang for fixing the device to protect against the overriding of buffers shall be less than 20 mm.
- The width of the device to protect against the overriding of buffers shall be at least as big as the width of the buffer head (with the exception of the device to protect against the overriding of buffers located above the left-hand footboard, which shall be tangent to the free space for the shunter, although the maximum width of the buffer must be covered).
- A device to protect against the overriding of buffers shall be located above every buffer.
- The device to protect against the overriding of buffers shall permit the attachment of buffers prescribed in standards EN 12663-2:2010 (Railway applications – Structural requirements of railway vehicle bodies – Part 2: Freight wagons) and EN 15551:2009 + A1:2010 (Railway applications – Railway rolling stock – Buffers) and shall not present an obstacle to maintenance work.
- The device to protect against the overriding of buffers shall be built in such a way that the risk of penetration of the tank end is not increased in the event of a shock.

Measures to limit damage when buffers override

- (b) Increasing the wall thickness of the tank ends or using other materials with a greater energy absorption capacity

In this case, the wall thickness of the tank ends shall be at least 12 mm.

However, the wall thickness of the ends of tanks for the carriage of gases UN 1017 chlorine, UN 1749 chlorine trifluoride, UN 2189 dichlorosilane, UN 2901 bromine chloride and UN 3057 trifluoroacetyl chloride shall in this case be at least 18 mm.

- (c) Sandwich cover for tank ends

If protection is provided by a sandwich cover, it shall cover the entire area of the tank ends and shall have a specific energy absorption capacity of at least 22 kJ (corresponding to a wall thickness of 6 mm), which shall be measured in accordance with the method described in Annex B to EN standard 13094 "Tanks for the transport

of dangerous goods – Metallic tanks with a working pressure not exceeding 0.5 bar – Design and construction". If the risk of corrosion cannot be eliminated by structural measures, it shall be made possible to undertake an inspection of the external wall of the tank end, e.g. by providing a removable cover.

(d) Protective shield at each end of the wagon

If a protective shield is used at each end of the wagon, the following requirements shall apply:

- the protective shield shall cover the width of the tank in each case, up to the respective height. In addition, the width of the protective shield shall, over the entire height of the shield, be at least as wide as the distance defined by the outside edge of the buffer heads;
- the height of the protective shield, measured from the top edge of the headstock, shall cover
 - either two thirds of the tank diameter
 - or at least 900 mm and shall in addition be equipped at the top edge with an arresting device for climbing buffers;
- the protective shield shall have a minimum wall thickness of 6 mm;
- the protective shield and its attachment points shall be such that the possibility of the tank ends being penetrated by the protective shield itself is minimized.

(e) Protective shield at each end of wagons fitted with automatic couplers

If a protective shield is used at each end of the wagon, the following requirements shall apply:

- the protective shield shall cover the tank end to a height of at least 1100 mm, measured from the top edge of the headstock, the couplers shall be fitted with anticreep devices to prevent unintentional uncoupling and the protective shield shall, over the entire height of the shield, be at least 1200 mm wide;
- the protective shield shall have a minimum wall thickness of 12 mm;
- the protective shield and its attachment points shall be such that the possibility of the tank ends being penetrated by the protective shield itself is minimized.

The wall thicknesses specified in (b), (c) and (d) above relate to reference steel. If other materials are used, except if mild steel is used, the equivalent thickness shall be calculated in accordance with the formula in 6.8.2.1.18. The values of R_m and A to be used shall be specified minimum values according to material standards.

(c) Type approval (TA)

TA 1 Tanks shall not be approved for the carriage of organic substances.

TA 2 This substance may be carried in tank-wagons or tank-containers under the conditions laid down by the competent authority of the country of origin, if, on the basis of the tests mentioned below, the competent authority is satisfied that such a transport operation can be carried out safely.

If the country of origin is not an RID Contracting State, these conditions shall be recognized by the competent authority of the first RID Contracting State reached by the consignment.

For the type approval tests shall be undertaken:

- to prove the compatibility of all materials normally in contact with the substance during carriage;
- to provide data to facilitate the design of the emergency pressure-relief devices and safety valves taking into account the design characteristics of the tank; and
- to establish any special requirements necessary for the safe carriage of the substance.

The test results shall be included in the report for the type approval.

- TA 3** This substance may be carried only in tanks with the tank code LGAV or SGAV; the hierarchy in 4.3.4.1.2 is not applicable.
- TA 4** The conformity assessment procedures of section 1.8.7 shall be applied by the competent authority, its delegate or inspection body conforming to 1.8.6.2, 1.8.6.4, 1.8.6.5 and 1.8.6.8 and accredited to EN ISO/IEC 17020:2012 (except clause 8.1.3) type A.
- TA 5** This substance may only be carried in tanks with tank code S2.65AN(+); the hierarchy in 4.3.4.1.2 is not applicable.

(d) Tests (TT)

- TT 1** Tanks of pure aluminium need to be subjected to the initial and periodic hydraulic pressure tests at a pressure of only 250 kPa (2.5 bar) (gauge pressure).
- TT 2** The condition of the lining of shells shall be inspected every year by an expert approved by the competent authority, who shall inspect the inside of the shell (see special provision TU 43 in 4.3.5).
- TT 3** (Reserved) | By derogation from the requirements of 6.8.2.4.2, periodic inspections shall take place at least every eight years and shall include a thickness check using suitable instruments. For such tanks, the leakproofness test and check for which provision is made in 6.8.2.4.3 shall be carried out at least every four years.
- TT 4** Tanks shall be inspected every 4 years | 2½ years
for resistance to corrosion, by means of suitable instruments (e.g. by ultrasound).
- TT 5** The hydraulic pressure tests shall take place at least every 4 years | 2½ years.
- TT 6** The periodic tests, including the hydraulic pressure test, shall be carried out at least every 4 years. | (Reserved)
- TT 7** Notwithstanding the requirements of 6.8.2.4.2, the periodic internal inspection may be replaced by a programme approved by the competent authority.
- TT 8** Tanks on which the proper shipping name required for the entry UN 1005 AMMONIA, ANHYDROUS is marked in accordance with 6.8.3.5.1 to 6.8.3.5.3 and constructed of fine-grained steel with a yield strength of more than 400 N/mm² in accordance with the material standard, shall be subjected at each periodic test according to 6.8.2.4.2, to magnetic particle inspections to detect surface cracking.
- For the lower part of each shell at least 20% of the length of each circumferential and longitudinal weld shall, together with all nozzle welds and any repair or ground areas, be inspected.
- If the mark of the substance on the tank or tank plate is removed, a magnetic particle inspection shall be carried out and these actions recorded in the inspection certificate attached to the tank record.
- Such magnetic particle inspections shall be carried out by a competent person qualified for this method according to EN ISO 9712:2012 (Non-destructive testing – Qualification and certification of NDT personnel).
- TT 9** For inspections and tests (including supervision of the manufacture) the procedures of section 1.8.7 shall be applied by the competent authority, its delegate or inspection body conforming to 1.8.6.2, 1.8.6.4, 1.8.6.5 and 1.8.6.8 and accredited according to EN ISO/IEC 17020:2012 (except clause 8.1.3) type A.
- TT 10** The periodic inspections according to 6.8.2.4.2 shall take place:
at least every four years. | at least every two and a half years.

(e) Marking (TM)

NOTE: These particulars shall be in an official language of the country of approval, and also, if that language is not English, French, German or Italian, in English, French, German or Italian, unless any agreements concluded between the countries concerned in the transport operation provide otherwise.

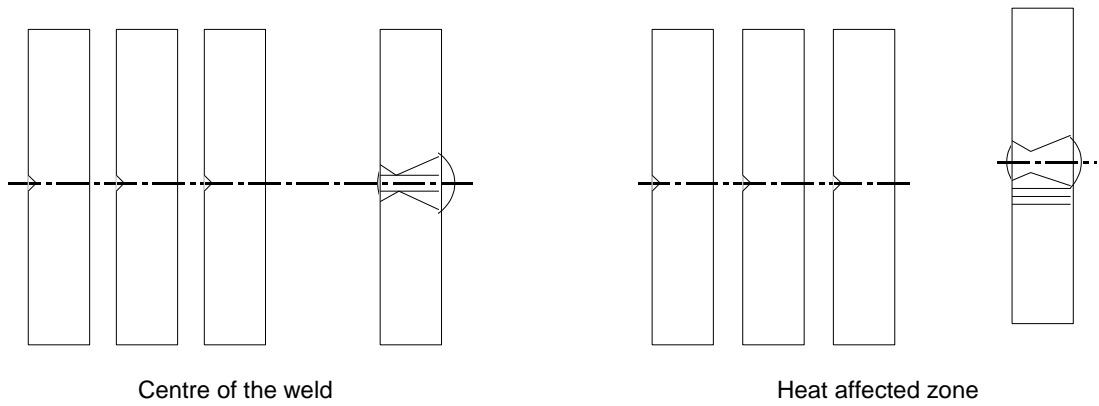
- TM 1** Tanks shall bear in addition to the particulars prescribed in 6.8.2.5.2, the words: "DO NOT OPEN DURING CARRIAGE. LIABLE TO SPONTANEOUS COMBUSTION." (see also the Note above).
- TM 2** Tanks shall bear in addition to the particulars prescribed in 6.8.2.5.2, the words: "DO NOT OPEN DURING CARRIAGE. GIVES OFF FLAMMABLE GASES ON CONTACT WITH WATER." (see also the Note above).
- TM 3** Tanks shall also bear, on the plate prescribed in 6.8.2.5.1, the proper shipping name and the maximum permissible load mass in kg for this substance.
- The load limits in accordance with 6.8.2.5.2 shall be determined in the light of the maximum permissible load mass of the shell, depending on the substance carried.
- TM 4** For tanks the following additional particulars shall be marked by stamping or by any other similar method on the plate prescribed in 6.8.2.5.2 or directly on the shell itself, if the walls are so reinforced that the strength of the tank is not impaired:
- the chemical name with the approved concentration of the substance concerned.
- TM 5** Tanks shall bear, in addition to the particulars referred to in 6.8.2.5.1 the date (month, year) of the most recent inspection of the internal condition of the shell.
- TM 6** Tank-wagons shall bear an orange band in accordance with 5.3.5. (Reserved)
- TM 7** The trefoil symbol, as described in 5.2.1.7.6, shall be marked by stamping or any other equivalent method on the plate described in 6.8.2.5.1. This trefoil may be engraved directly on the walls of the shell itself, if the walls are so reinforced that the strength of the shell is not impaired.

6.8.5 Requirements concerning the materials and construction of shells of tank-wagons and tank-containers for which a test pressure of not less than 1 MPa (10 bar) is required, and of shells of tank-wagons and tank-containers intended for the carriage of refrigerated liquefied gases of Class 2

6.8.5.1 Materials and shells

- 6.8.5.1.1** (a) Shells intended for the carriage of :
- compressed, liquefied gases or dissolved gases of Class 2;
 - UN Nos. 1380, 2845, 2870, 3194 and 3391 to 3394 of Class 4.2; and
 - UN No. 1052 hydrogen fluoride, anhydrous and UN No.1790 hydrofluoric acid with more than 85% hydrogen fluoride of Class 8
- shall be made of steel.
- (b) Shells constructed of fine-grained steels for the carriage of:
- corrosive gases of Class 2 and UN No. 2073 ammonia solution; and
 - UN No. 1052 hydrogen fluoride, anhydrous and UN No.1790 hydrofluoric acid with more than 85% hydrogen fluoride of Class 8
- shall be heat-treated for thermal stress relief.
- Thermal stress relief shall not be required if:
1. there is no risk of corrosion due to stress cracking; and
 2. the mean notch bar impact value in the welding metal, the transition area and the base material, determined in each case by means of three samples, is an average of 45 J. ISO-V shall be used as a sample. For the base material, the sample shall be tested "crosswise". For the welding material and the transition area, notch position S in the middle of the welding metal or the middle of the transitional area shall be selected. Testing shall be carried out at the lowest operating temperature.
- (c) Shells intended for the carriage of refrigerated liquefied gases of Class 2, shall be made of steel, aluminium, aluminium alloy, copper or copper alloy (e.g. brass). However, shells made of copper or copper alloy shall be allowed only for gases containing no acetylene; ethylene, however, may contain not more than 0.005% acetylene.
- (d) Only materials appropriate to the lowest and highest working temperatures of the shells and of their fittings and accessories may be used.

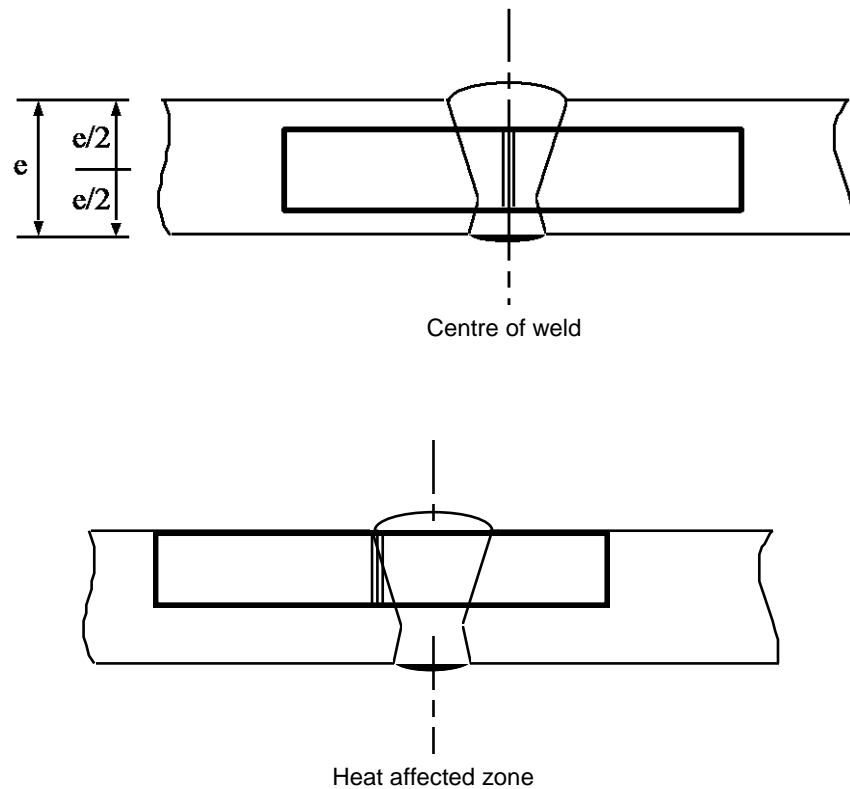
- 6.8.5.1.2** The following materials shall be allowed for the manufacture of shells:
- (a) steels not subject to brittle fracture at the lowest working temperature (see 6.8.5.2.1):
 - mild steels (except for refrigerated liquefied gases of Class 2);
 - fine-grained steels, down to a temperature of $-60\text{ }^{\circ}\text{C}$;
 - nickel steels (with a nickel content of 0.5 to 9%), down to a temperature of $-196\text{ }^{\circ}\text{C}$, depending on the nickel content;
 - austenitic chrome-nickel steels, down to a temperature of $-270\text{ }^{\circ}\text{C}$;
 - austenitic-ferritic stainless steels, down to a temperature of $-60\text{ }^{\circ}\text{C}$;
 - (b) aluminium not less than 99.5% pure or aluminium alloys (see 6.8.5.2.2);
 - (c) deoxidized copper not less than 99.9% pure, or copper alloys having a copper content of over 56% (see 6.8.5.2.3).
- 6.8.5.1.3** (a) Shells made of steel, aluminium or aluminium alloys shall be either seamless or welded.
 (b) Shells made of austenitic steel, copper or copper alloy may be hard-soldered.
- 6.8.5.1.4** The fittings and accessories may either be screwed to the shells or be secured thereto as follows:
 (a) shells made of steel, aluminium or aluminium alloy: by welding;
 (b) shells made of austenitic steel, of copper or of copper alloy: by welding or hard-soldering.
- 6.8.5.1.5** The construction of shells and their attachment to the underframe of the wagon or in the container frame shall be such as to preclude with certainty any such reduction in the temperature of the load-bearing components as would be likely to render them brittle. The means of attachment of shells shall themselves be so designed that even when the shell is at its lowest working temperature they still possess the necessary mechanical properties.
- 6.8.5.2 Test requirements**
- 6.8.5.2.1 Steel shells**
- The materials used for the manufacture of shells and the weld beads shall, at their lowest working temperature, but at least at $-20\text{ }^{\circ}\text{C}$, meet at least the following requirements as to impact strength:
- The tests shall be carried out with test-pieces having a V-shaped notch;
 - The minimum impact strength (see 6.8.5.3.1 to 6.8.5.3.3) for test-pieces with the longitudinal axis at right angles to the direction of rolling and a V-shaped notch (conforming to ISO R 148) perpendicular to the plate surface, shall be 34 J/cm^2 for mild steel (which, because of existing ISO standards, may be tested with test-pieces having the longitudinal axis in the direction of rolling); fine-grained steel; ferritic alloy steel $\text{Ni} < 5\%$, ferritic alloy steel $5\% \leq \text{Ni} \leq 9\%$; austenitic Cr-Ni steel; or austenitic-ferritic stainless steel;
 - In the case of austenitic steels, only the weld bead need be subjected to an impact-strength test;
 - For working temperatures below $-196\text{ }^{\circ}\text{C}$ the impact-strength test is not performed at the lowest working temperature, but at $-196\text{ }^{\circ}\text{C}$.
- 6.8.5.2.2 Shells made of aluminium or aluminium alloy**
- The seams of shells shall meet the requirements laid down by the competent authority.
- 6.8.5.2.3 Shells made of copper or copper alloy**
- It is not necessary to carry out tests to determine whether the impact strength is adequate.
- 6.8.5.3 Impact-strength tests**
- 6.8.5.3.1** For sheets less than 10 mm but not less than 5 mm thick, test-pieces having a cross-section of 10 mm x e mm, where "e" represents the thickness of the sheet, shall be used. Machining to 7.5 mm or 5 mm is permitted if it is necessary. The minimum value of 34 J/cm^2 shall be required in every case.
- NOTE:** No impact-strength test shall be carried out on sheets less than 5 mm thick, or on their weld seams.
- 6.8.5.3.2** (a) For the purpose of testing sheets, the impact strength shall be determined on three test-pieces. Test-pieces shall be taken at right angles to the direction of rolling; however, for mild steel they may be taken in the direction of rolling.
 (b) For testing weld seams the test-pieces shall be taken as follows:
when $e \leq 10\text{ mm}$:
 three test-pieces with the notch at the centre of the weld;
 three test-pieces with the notch in the centre of the heat affected zone (the V-notch to cross the fusion boundary at the centre of the specimen);



when $10 \text{ mm} < e \leq 20 \text{ mm}$:

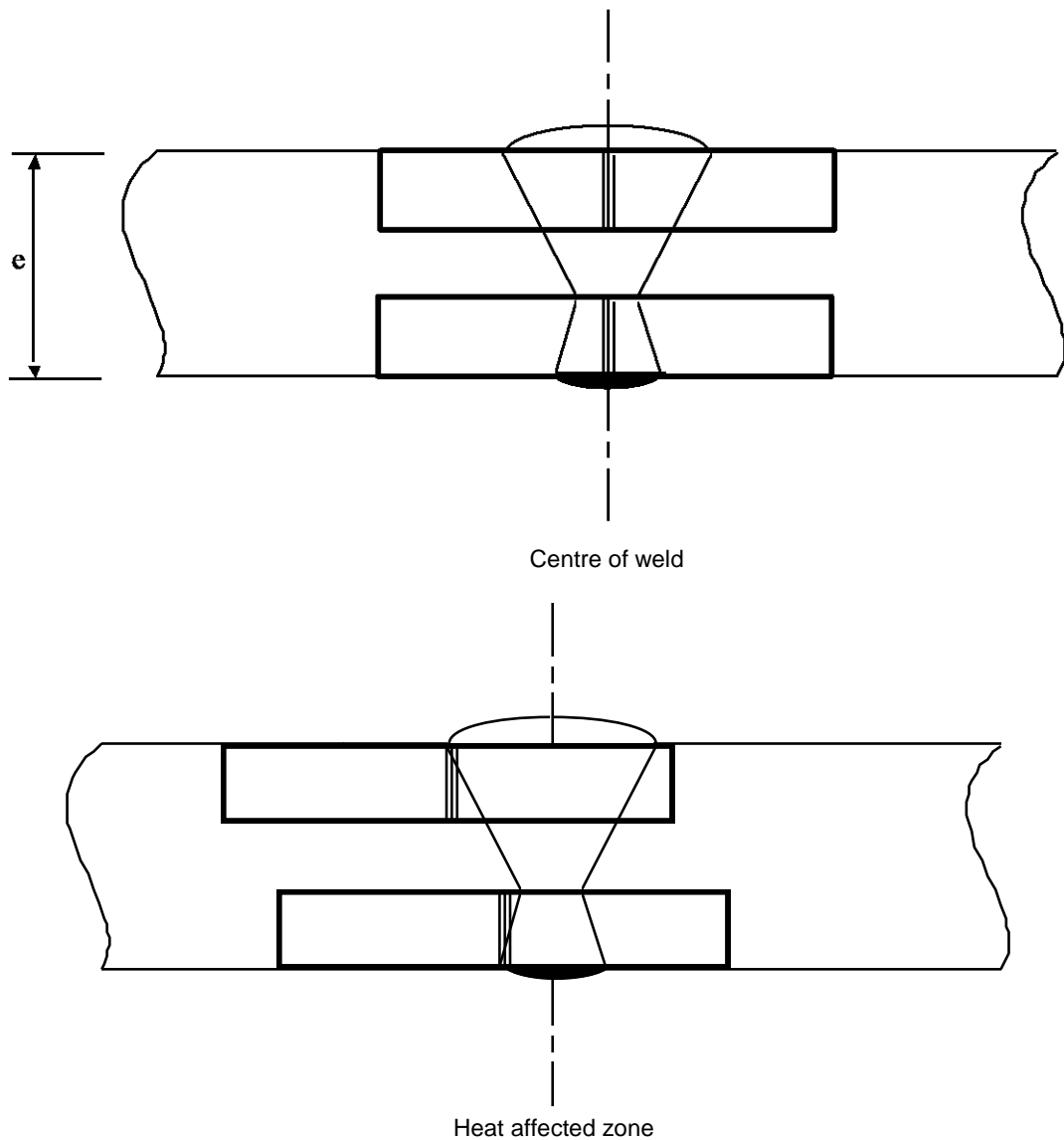
three test-pieces from the centre of the weld;

three test-pieces from the heat affected zone (the V-notch to cross the fusion boundary at the centre of the specimen);



when $e > 20 \text{ mm}$

two sets of three test-pieces, one set on the upper face, one set on the lower face at each of the points indicated below (the V-notch to cross the fusion boundary at the centre of the specimen for those taken from the heat affected zone)



- 6.8.5.3.3** (a) For sheets, the average of the three tests shall meet the minimum value of 34 J/cm² indicated in 6.8.5.2.1; not more than one of the individual values may be below the minimum value and then not below 24 J/cm².
 (b) For welds, the average value obtained from the three test-pieces taken at the centre of the weld shall not be below the minimum value of 34 J/cm²; not more than one of the individual values may be below the minimum value and then not below 24 J/cm².
 (c) For the heat affected zone (the V-notch to cross the fusion boundary at the centre of the specimen) the value obtained from not more than one of the three test-pieces may be below the minimum value of 34 J/cm², though not below 24 J/cm².
- 6.8.5.3.4** If the requirements prescribed in 6.8.5.3.3 are not met, one retest only may be done if:
 (a) the average value of the first three tests is below the minimum value of 34 J/cm², or
 (b) more than one of the individual values is less than the minimum value of 34 J/cm² but not below 24 J/cm².
- 6.8.5.3.5** In a repeated impact test on sheets or welds, none of the individual values may be below 34 J/cm². The average value of all the results of the original test and of the retest should be equal to or more than the minimum of 34 J/cm².
- On a repeated impact strength test on the heat-affected zone, none of the individual values may be below 34 J/cm².

6.8.5.4 Reference to standards

The requirements of 6.8.5.2 and 6.8.5.3 shall be deemed to have been complied with if the following relevant standards have been applied:

EN ISO 21028-1:2016 Cryogenic vessels – Toughness requirements for materials at cryogenic temperature
– Part 1: Temperatures below -80 °C

EN ISO 21028-2:2018 Cryogenic vessels – Toughness requirements for materials at cryogenic temperature
– Part 2: Temperatures between -80 °C and -20 °C.

Chapter 6.9 Requirements for the design, construction, equipment, type approval, testing and marking of fibre-reinforced plastics (FRP) tank-containers including tank swap bodies

NOTE: For portable tanks and UN multiple-element gas containers (MEGCs) see Chapter 6.7; for tank-wagons, demountable tanks and tank-containers and tank swap bodies, with shells made of metallic materials, and battery-wagons and multiple element gas containers (MEGCs) other than UN MEGCs see Chapter 6.8; for vacuum-operated waste tanks see Chapter 6.10.

6.9.1 General

6.9.1.1 FRP tank-containers including tank swap bodies shall be designed, manufactured and tested in accordance with a quality assurance programme recognized by the competent authority; in particular, lamination work and welding of thermoplastic liners shall only be carried out by qualified personnel in accordance with a procedure recognized by the competent authority.

6.9.1.2 For the design and testing of FRP tank-containers including tank swap bodies, the provisions of 6.8.2.1.1, 6.8.2.1.7, 6.8.2.1.13, 6.8.2.1.14 (a) and (b), 6.8.2.1.25, 6.8.2.1.27 and 6.8.2.2.3 shall also apply.

6.9.1.3 Heating elements shall not be used for FRP tank-containers including tank swap bodies.

6.9.1.4 (Reserved)

6.9.2 Construction

6.9.2.1 Shells shall be made of suitable materials, which shall be compatible with the substances to be carried in a service temperature range of between -40°C and $+50^{\circ}\text{C}$, unless temperature ranges are specified for specific climatic conditions by the competent authority of the country where the transport operation is performed.

6.9.2.2 Shells shall consist of the following three elements :

- internal liner,
- structural layer,
- external layer.

6.9.2.2.1 The internal liner is the inner shell wall zone designed as the primary barrier to provide for the long-term chemical resistance in relation to the substances to be carried, to prevent any dangerous reaction with the contents or the formation of dangerous compounds and any substantial weakening of the structural layer owing to the diffusion of products through the internal liner.

The internal liner may either be a FRP liner or a thermoplastic liner.

6.9.2.2.2 FRP liners shall consist of:

- (a) surface layer ("gel-coat"): adequate resin rich surface layer, reinforced with a veil, compatible with the resin and contents. This layer shall have a fibre mass content of not more than 30% and have a thickness between 0.25 and 0.60 mm;
- (b) strengthening layer(s): layer or several layers with a minimum thickness of 2 mm, containing a minimum of 900 g/m² of glass mat or chopped fibres with a mass content in glass of not less than 30% unless equivalent safety is demonstrated for a lower glass content.

6.9.2.2.3 Thermoplastic liners shall consist of thermoplastic sheet material as referred to in 6.9.2.3.4, welded together in the required shape, to which the structural layers are bonded. Durable bonding between liners and the structural layer shall be achieved by the use of an appropriate adhesive.

NOTE: For the carriage of flammable liquids the internal layer may require additional measures in accordance with 6.9.2.14, in order to prevent the accumulation of electrical charges.

6.9.2.2.4 The structural layer of the shell is the zone specially designed according to 6.9.2.4 to 6.9.2.6 to withstand the mechanical stresses. This part normally consists of several fibre reinforced layers in determined orientations.

6.9.2.2.5 The external layer is the part of the shell which is directly exposed to the atmosphere. It shall consist of a resin rich layer with a thickness of at least 0.2 mm. For a thickness larger than 0.5 mm, a mat shall be used. This layer shall have a mass content in glass of less than 30% and shall be capable of withstanding exterior conditions, in particular the occasional contact with the substance to be carried. The resin shall contain fillers or additives to provide protection against deterioration of the structural layer of the shell by ultra-violet radiation.

6.9.2.3 Raw materials

6.9.2.3.1 All materials used for the manufacture of FRP tank-containers including tank swap bodies shall be of known origin and specifications.

6.9.2.3.2 Resins

The processing of the resin mixture shall be carried out in strict compliance with the recommendations of the supplier. This concerns mainly the use of hardeners, initiators and accelerators. These resins can be:

- unsaturated polyester resins;
- vinyl ester resins;
- epoxy resins;
- phenolic resins.

The heat distortion temperature (HDT) of the resin, determined in accordance with EN ISO 75-1:2013 – Plastics – Determination of temperature of deflection under load - Part 1: General test method shall be at least 20 °C higher than the maximum service temperature of the tank-container including tank swap bodies, but shall in any case not be lower than 70 °C.

6.9.2.3.3 Reinforcement fibres

The reinforcement material of the structural layers shall be a suitable grade of fibres such as glass fibres of type E or ECR according to ISO 2078:1993. For the internal surface liner, glass fibres of type C according to ISO 2078:1993 may be used. Thermoplastic veils may only be used for the internal liner when their compatibility with the intended contents has been demonstrated.

6.9.2.3.4 Thermoplastic liner material

Thermoplastic liners, such as unplasticized polyvinyl chloride (PVC-U), polypropylene (PP), polyvinylidene fluoride (PVDF), polytetrafluoroethylene (PTFE), etc. may be used as lining materials.

6.9.2.3.5 Additives

Additives necessary for the treatment of the resin, such as catalysts, accelerators, hardeners and thixotropic substances as well as materials used to improve the tank, such as fillers, colours, pigments etc. shall not cause weakening of the material, taking into account lifetime and temperature expectancy of the design.

6.9.2.4 Shells, their attachments and their service and structural equipment shall be designed to withstand without loss of contents (other than quantities of gas escaping through any degassing vents) during the design lifetime:

- the static and dynamic loads in normal conditions of carriage;
- the prescribed minimum loads as defined in 6.9.2.5 to 6.9.2.10.

6.9.2.5 At the pressures as indicated in 6.8.2.1.14 (a) and (b), and under the static gravity forces caused by the contents with maximum density specified for the design and at maximum filling degree, the design stress σ in longitudinal and circumferential direction of any layer of the shell shall not exceed the following value:

$$\sigma \leq \frac{R_m}{K}$$

where:

R_m = the value of tensile strength given by taking the mean value of the test results minus twice the standard deviation of the test results. The tests shall be carried out, in accordance with the requirements of EN ISO 527-4:1997– Plastics – Determination of tensile properties – Part 4: Test conditions for isotropic and orthotropic fibre-reinforced plastic composites and EN ISO 527-5:2009– Plastics – Determination of tensile properties – Part 5: Test conditions for unidirectional fibre-reinforced plastic composites, on not less than six samples representative of the design type and construction method;

$$K = S \times K_0 \times K_1 \times K_2 \times K_3$$

where

K shall have a minimum value of 4, and

S = the safety coefficient. For the general design, if the tanks are referred to in Column (12) of Table A of Chapter 3.2 by a tank code including the letter "G" in its second part (see 4.3.4.1.1), the value for S shall be equal to or more than 1.5. For tanks intended for the carriage of substances which require an increased safety level, i.e. if the tanks are referred to in Column (12) of Table A of Chapter 3.2 by a tank code including the number "4" in its second part (see 4.3.4.1.1), the value of S shall be multiplied by a factor of two, unless the shell is provided with protection against damage consisting of a complete metal skeleton including longitudinal and transverse structural members;

K_0 = a factor related to the deterioration in the material properties due to creep and ageing and as a result of the chemical action of the substances to be carried. It shall be determined by the formula:

$$K_0 = \frac{1}{\alpha \cdot \beta}$$

where " α " is the creep factor and " β " is the ageing factor determined in accordance with EN 978:1997 after performance of the test according to EN 977:1997. Alternatively, a conservative value of $K_0 = 2$ may be applied. In order to determine α and β the initial deflection shall correspond to 2σ ;

K_1 = a factor related to the service temperature and the thermal properties of the resin, determined by the following equation, with a minimum value of 1:

$$K_1 = 1.25 - 0.0125 (\text{HDT} - 70)$$

where HDT is the heat distortion temperature of the resin, in °C;

K_2 = a factor related to the fatigue of the material; the value of $K_2 = 1.75$ shall be used unless otherwise agreed with the competent authority. For the dynamic design as outlined in 6.9.2.6 the value of $K_2 = 1.1$ shall be used;

K_3 = a factor related to curing and has the following values:

- 1.1 where curing is carried out in accordance with an approved and documented process;
- 1.5 in other cases.

6.9.2.6 At the dynamic stresses, as indicated in 6.8.2.1.2 the design stress shall not exceed the value specified in 6.9.2.5, divided by the factor α .

6.9.2.7 At any of the stresses as defined in 6.9.2.5 and 6.9.2.6, the resulting elongation in any direction shall not exceed 0.2% or one tenth of the elongation at fracture of the resin, whichever is lower.

6.9.2.8 At the specified test pressure, which shall not be less than the relevant calculation pressure as specified in 6.8.2.1.14 (a) and (b) the maximum strain in the shell shall not be greater than the elongation at fracture of the resin.

6.9.2.9 The shell shall be capable of withstanding the ball drop test according to 6.9.4.3.3 without any visible internal or external defects.

6.9.2.10 The overlay laminates used in the joints, including the end joints, the joints of the surge plates and the partitions with the shell shall be capable of withstanding the static and dynamic stresses mentioned above. In order to avoid concentrations of stresses in the overlay lamination, the applied taper shall not be steeper than 1:6.

The shear strength between the overlay laminate and the tank components to which it is bonded shall not be less than:

$$\tau = \frac{Q}{l} \leq \frac{\tau_R}{K}$$

where:

τ_R is the bending shear strength according to EN ISO 14125:1998 + AC:2002 + A1:2011 – Fibre-reinforced plastic composites – Determination of flexural properties (three points method) with a minimum of $\tau_R = 10 \text{ N/mm}^2$, if no measured values are available;

Q is the load per unit width that the joint shall carry under the static and dynamic loads;

K is the factor calculated in accordance with 6.9.2.5 for the static and dynamic stresses;

l is the length of the overlay laminate.

6.9.2.11 Openings in the shell shall be reinforced to provide at least the same safety factors against the static and dynamic stresses as specified in 6.9.2.5 and 6.9.2.6 as that for the shell itself. The number of openings shall be minimized. The axis ratio of oval-shaped openings shall be not more than 2.

6.9.2.12 For the design of flanges and pipework attached to the shell, handling forces and the fastening of bolts shall also be taken into account.

6.9.2.13 The tank-container including tank swap bodies shall be designed to withstand, without significant leakage, the effects of a full engulfment in fire for 30 minutes as specified by the test requirements in 6.9.4.3.4. Testing may be waived with the agreement of the competent authority, where sufficient proof can be provided by tests with comparable tank designs.

6.9.2.14 Special requirements for the carriage of substances with a flash-point of not more than 60 °C

FRP tank-container including tank swap bodies used for the carriage of substances with a flash-point of not more than 60 °C shall be constructed so as to ensure the elimination of static electricity from the various component parts so as to avoid the accumulation of dangerous charges.

- 6.9.2.14.1** The electrical surface resistance of the inside and outside of the shell as established by measurements shall not be higher than 10^9 ohms. This may be achieved by the use of additives in the resin or interlaminar conducting sheets, such as metal or carbon network.
- 6.9.2.14.2** The discharge resistance to earth as established by measurements shall not be higher than 10^7 ohms.
- 6.9.2.14.3** All components of the shell shall be electrically connected to each other and to the metal parts of the service and structural equipment of the tank-container including tank swap bodies. The electrical resistance between components and equipment in contact with each other shall not exceed 10 ohms.
- 6.9.2.14.4** The electrical surface-resistance and discharge resistance shall be measured initially on each manufactured tank-container including tank swap bodies or a specimen of the shell in accordance with a procedure recognized by the competent authority.
- 6.9.2.14.5** The discharge resistance to earth of each tank-container including tank swap bodies shall be measured as part of the periodic inspection in accordance with a procedure recognized by the competent authority.

6.9.3 Items of equipment

- 6.9.3.1** The requirements of 6.8.2.2.1, 6.8.2.2.2, 6.8.2.2.4 and 6.8.2.2.6 to 6.8.2.2.8 shall apply.
- 6.9.3.2** In addition, when they are shown under an entry in Column (13) of Table A of Chapter 3.2, the special provisions of 6.8.4 (b) (TE) shall also apply.

6.9.4 Type testing and approval

- 6.9.4.1** For any design of a FRP tank-container type, including tank swap bodies, its materials and a representative prototype shall be subjected to the design type testing as outlined below.

6.9.4.2 Material testing

- 6.9.4.2.1** The elongation at fracture according to EN ISO 527-4:1997 – Plastics – Determination of tensile properties – Part 4: Test conditions for isotropic and orthotropic fibre-reinforced plastic composites or EN ISO 527-5:2009 – Plastics – Determination of tensile properties – Part 5: Test conditions for unidirectional fibre-reinforced plastic composites and the heat distortion temperature according to EN ISO 75-1:2013 – Plastics – Determination of temperature of deflection under load – Part 1: General test method shall be determined for the resins to be used.
- 6.9.4.2.2** The following characteristics shall be determined for samples cut out of the shell. Samples manufactured in parallel may only be used, if it is not possible to use cutouts from the shell. Prior to testing, any liner shall be removed.

The tests shall cover:

- Thickness of the laminates of the central shell wall and the ends;
- Mass content and composition of glass, orientation and arrangement of reinforcement layers;
- Tensile strength, elongation at fracture and modulus of elasticity according to EN ISO 527-4:1997 – Plastics – Determination of tensile properties – Part 4: Test conditions for isotropic and orthotropic fibre-reinforced plastic composites or EN ISO 527-5:2009 – Plastics – Determination of tensile properties – Part 5: Test conditions for unidirectional fibre-reinforced plastic composites in the direction of stresses. In addition, the elongation at fracture of the resin shall be established by means of ultrasound;
- Bending strength and deflection established by the bending creep test according to EN ISO 14125:1998 + AC:2002 + A1:2011 – Fibre-reinforced plastic composites – Determination of flexural properties for a period of 1000 hours using a sample with a minimum width of 50 mm and a support distance of at least 20 times the wall thickness. In addition, the creep factor α and the ageing factor β shall be determined by this test and according to EN 978:1997.

- 6.9.4.2.3** The interlaminar shear strength of the joints shall be measured by testing representative samples in the tensile test according to EN ISO 14130:1997.

- 6.9.4.2.4** The chemical compatibility of the shell with the substances to be carried shall be demonstrated by one of the following methods with the agreement of the competent authority. This demonstration shall account for all aspects of the compatibility of the materials of the shell and its equipment with the substances to be carried, including chemical deterioration of the shell, initiation of critical reactions of the contents and dangerous reactions between both.
- In order to establish any deterioration of the shell, representative samples taken from the shell, including any internal liners with welds, shall be subjected to the chemical compatibility test according to EN 977:1997 for a period of 1 000 hours at 50 °C. Compared with a virgin sample, the loss of strength and elasticity modulus measured by the bending test according to EN 978:1997 shall not exceed 25%. Cracks, bubbles, pitting effects as well as separation of layers and liners and roughness shall not be acceptable.
 - Certified and documented data of positive experiences on the compatibility of the filling substances in question with the materials of the shell with which they come into contact at given temperatures, times and any other relevant service conditions.
 - Technical data published in relevant literature, standards or other sources, acceptable to the competent authority.
- 6.9.4.3 Type testing**
- A representative prototype tank shall be subjected to tests as specified below. For this purpose service equipment may be replaced by other items if necessary.
- 6.9.4.3.1** The prototype shall be inspected for compliance with the design type specification. This shall include an internal and external visual inspection and measurement of the main dimensions.
- 6.9.4.3.2** The prototype, equipped with strain gauges at all locations where a comparison with the design calculation is required, shall be subjected to the following loads and the strains shall be recorded:
- Filled with water to the maximum filling degree. The measuring results shall be used to calibrate the design calculation according to 6.9.2.5;
 - Filled with water to the maximum filling degree and subjected to accelerations in all three directions by means of driving and braking exercises with the prototype attached to a wagon. For comparison with the design calculation according to 6.9.2.6 the strains recorded shall be extrapolated in relation to the quotient of the accelerations required in 6.8.2.1.2 and measured;
 - Filled with water and subjected to the specified test pressure. Under this load, the shell shall exhibit no visual damage or leakage.
- 6.9.4.3.3** The prototype shall be subjected to the ball drop test according to EN 976-1:1997, No. 6.6. No visible damage inside or outside the tank shall occur.
- 6.9.4.3.4** The prototype with its service and structural equipment in place and filled to 80% of its maximum capacity with water, shall be exposed to a full engulfment in fire for 30 minutes, caused by an open heating oil pool fire or any other type of fire with the same effect. The dimensions of the pool shall exceed those of the tank by at least 50 cm to each side and the distance between fuel level and tank shall be between 50 cm and 80 cm. The rest of the tank below liquid level, including openings and closures, shall remain leakproof except for drips.
- 6.9.4.4 Type approval**
- 6.9.4.4.1** The competent authority or a body designated by that authority shall issue in respect of each new type of tank-container including tank swap bodies an approval attesting that the design is suitable for the purpose for which it is intended and meets the construction and equipment requirements of this chapter as well as the special provisions applicable to the substances to be carried.
- 6.9.4.4.2** The approval shall be based on the calculation and the test report, including all material and prototype test results and its comparison with the design calculation, and shall refer to the design type specification and the quality assurance programme.
- 6.9.4.4.3** The approval shall include the substances or group of substances for which compatibility with the tank-container including tank swap bodies is provided. Their chemical names or the corresponding collective entry (see 2.1.1.2), and their class and classification code shall be indicated.
- 6.9.4.4.4** In addition, it shall include design and threshold values (such as life-time, service temperature range, working and test pressures, material data) specified and all precautions to be taken for the manufacture, testing, type approval, marking and use of any tank-container including tank swap bodies, manufactured in accordance with the approved design type.

6.9.5 Inspections

6.9.5.1 For every tank-container including tank swap bodies, manufactured in conformity with the approved design, material tests and inspections shall be performed as specified below.

6.9.5.1.1 The material tests according to 6.9.4.2.2, except for the tensile test and for a reduction of the testing time for the bending creep test to 100 hours shall be performed with samples taken from the shell. Samples manufactured in parallel may only be used, if no cutouts from the shell are possible. The approved design values shall be met.

6.9.5.1.2 Shells and their equipment shall either together or separately undergo an initial inspection before being put into service. This inspection shall include:

- a check of conformity to the approved design;
- a check of the design characteristics;
- an internal and external examination;
- a hydraulic pressure test at the test pressure indicated on the plate prescribed in 6.8.2.5.1;
- a check of operation of the equipment;
- a leakproofness test, if the shell and its equipment have been pressure tested separately.

6.9.5.2 For the periodic inspection of tank-containers including tank swap bodies the requirements of 6.8.2.4.2 to 6.8.2.4.4 shall apply. In addition, the inspection in accordance with 6.8.2.4.3 shall include an examination of the internal condition of the shell.

6.9.5.3 The inspections and tests in accordance with 6.9.5.1 and 6.9.5.2 shall be carried out by the expert approved by the competent authority. Certificates shall be issued showing the results of these operations. These certificates shall refer to the list of the substances permitted for carriage in this tank-container including tank swap bodies in accordance with 6.9.4.4.

6.9.6 Marking

6.9.6.1 The requirements of 6.8.2.5 shall apply to the marking of FRP tank-containers including tank swap bodies, with the following amendments:

- the tank plate may also be laminated to the shell or be made of suitable plastics materials;
- the design temperature range shall always be marked.

6.9.6.2 In addition, when they are shown under an entry in Column (13) of Table A of Chapter 3.2, the special provisions of 6.8.4 (e) (TM) shall also apply.

Chapter 6.10 Requirements for the construction, equipment, type approval, inspection and marking of vacuum-operated waste tanks

NOTE 1: For portable tanks and UN multiple element gas containers (MEGCs), see Chapter 6.7; for tank-wagons, demountable tanks, tank-containers and tank swap bodies, with shells made of metallic materials, and battery-wagons and multiple element gas containers (MEGCs) other than UN MEGCs see Chapter 6.8; for fibre reinforced plastic tank-containers, see Chapter 6.9.

2: This Chapter applies to tank-containers and tank swap bodies.

6.10.1 General

6.10.1.1 Definitions

NOTE: A tank which fully complies with the requirements of Chapter 6.8 is not considered to be a "vacuum-operated waste tank".

6.10.1.1.1 The term "protected area" means the areas located as follows:

- (a) The lower part of the tank in a zone which extends over a 60 ° angle on either side of the lower generating line;
- (b) The top part of a tank in a zone which extends over a 30 ° angle on either side of the top generating line.

6.10.1.2 Scope

6.10.1.2.1 The special requirements of 6.10.2 to 6.10.4 complete or modify Chapter 6.8 and are applied to vacuum-operated waste tanks.

Vacuum-operated waste tanks may be equipped with openable ends, if the requirements of Chapter 4.3 allow bottom discharge of the substances to be carried (indicated by the letters "A" or "B" in the tank code given in Column (12) of Table A of Chapter 3.2, in accordance with 4.3.4.1.1).

Vacuum-operated waste tanks shall comply with all the requirements of Chapter 6.8, except where overtaken by special requirements in this Chapter. However, the requirements of 6.8.2.1.19 and 6.8.2.1.20 shall not apply.

6.10.2 Construction

6.10.2.1 Tanks shall be designed for a calculation pressure equal to 1.3 times the filling or discharge pressure but not less than 400 kPa (4 bar) (gauge pressure). For the carriage of substances for which a higher calculation pressure of the tank is specified in Chapter 6.8, this higher pressure shall apply.

6.10.2.2 Tanks shall be designed to withstand a negative internal pressure of 100 kPa (1 bar).

6.10.3 Items of equipment

6.10.3.1 The items of equipment shall be so arranged as to be protected against the risk of being wrenched off or damaged during carriage or handling. This requirement can be fulfilled by placing items of equipment in a so-called "protected area" (see 6.10.1.1.1).

6.10.3.2 The bottom discharge of shells may be constituted by external piping with a stop-valve fitted as close to the shell as practicable and a second closure which may be a blank flange or other equivalent device.

6.10.3.3 The position and closing direction of the stop-valve(s) connected to the shell, or to any compartment in the case of compartmented shells, shall be unambiguous, and be able to be checked from the ground.

6.10.3.4 In order to avoid any loss of contents in the event of damage to the external filling and discharge fittings (pipes, lateral shut-off devices), the internal stop-valve, or the first external stop-valve (where applicable), and its seatings shall be protected against the danger of being wrenched off by external stresses or shall be so designed as to withstand them. The filling and discharge devices (including flanges or threaded plugs) and protective caps (if any) shall be capable of being secured against any unintended opening.

6.10.3.5 The tanks may be equipped with openable ends. Openable ends shall comply with the following conditions:

- (a) The ends shall be designed to be secured leaktight when closed;
- (b) Unintentional opening shall not be possible;
- (c) Where the opening mechanism is power operated the end shall remain securely closed in the event of a power failure;

- (d) A safety or breakseal device shall be incorporated to ensure that the openable end cannot be opened when there is still a residual over pressure in the tank. This requirement does not apply to openable ends which are power-operated, where the movement is positively controlled. In this case the controls shall be of the dead-man type and be so positioned that the operator can observe the movement of the openable end at all times and is not endangered during opening and closing of the openable end; and
- (e) Provisions shall be made to protect the openable end and prevent it from being forced open during a roll-over of the tank-container or tank swap body.

6.10.3.6 Vacuum-operated waste tanks which are fitted with an internal piston to assist in the cleaning of the tank or discharging shall be provided with stop-devices to prevent the piston in every operational position being ejected from the tank when a force equivalent to the maximum working pressure of the tank is applied to the piston. The maximum working pressure for tanks or compartments with pneumatic operated piston shall not exceed 100 kPa (1.0 bar). The internal piston shall be constructed in a manner and of materials which will not cause an ignition source when the piston is moved.

The internal piston may be used as a compartment provided it is secured in position. Where any of the means by which the internal piston is secured is external to the tank, it shall be placed in a position not liable to accidental damage.

6.10.3.7 The tanks may be equipped with suction booms if:

- (a) the boom is fitted with an internal or external stop-valve fixed directly to the shell, or directly to a bend that is welded to the shell; a rotation crown wheel can be fitted between the shell or the bend and the external stop valve, if this rotation crown wheel is located in the protected area and the stop-valve control device is protected with a housing or cover against the danger of being wrenched off by external loads;
- (b) the stop-valve mentioned in (a) is so arranged that carriage with the valve in an open position is prevented; and
- (c) the boom is constructed in such a way that the tank will not leak as a result of accidental impact on the boom.

6.10.3.8 The tanks shall be fitted with the following additional service equipment:

- (a) The outlet of a pump/exhauster unit shall be so arranged as to ensure that any flammable or toxic vapours are diverted to a place where they will not cause a danger;
- (b) A device to prevent immediate passage of flame shall be fitted to all openings of a vacuum pump/exhauster unit which may provide a source of ignition and which is fitted on a tank used for the carriage of flammable wastes, or the tank shall be explosion pressure shock resistant, which means being capable of withstanding without leakage, but allowing deformation, an explosion resulting from the passage of the flame;
- (c) Pumps which can deliver a positive pressure shall have a safety device fitted in the pipework which can be pressurised. The safety device shall be set to discharge at a pressure not exceeding the maximum working pressure of the tank;
- (d) A stop-valve shall be fitted between the shell, or the outlet of the overfill prevention device fitted to the shell, and the pipework connecting the shell to the pump/exhauster unit;
- (e) The tank shall be fitted with a suitable pressure/vacuum manometer which shall be mounted in a position where it can be easily read by the person operating the pump/exhauster unit. A distinguishing line shall be marked on the scale to indicate the maximum working pressure of the tank;
- (f) The tank, or in case of compartmented tanks, every compartment, shall be equipped with a level indicating device. Glass level-gauges and level-gauges of other suitable transparent material may be used as level indicating devices, provided:
 - (i) they form a part of the tank wall and have a resistance to pressure comparable to that of the tank; or they must be fitted external to the tank;
 - (ii) the top and bottom connections to the tank are equipped with shut-off valves fixed directly to the shell and so arranged that carriage with the valves in an open position is prevented;
 - (iii) they are suitable for operation at the maximum working pressure of the tank; and
 - (iv) they are placed in a position where they will not be liable to accidental damage.

6.10.3.9 The shells of vacuum-operated waste tanks shall be fitted with a safety valve preceded by a bursting disc.

The valve shall be capable of opening automatically at a pressure between 0.9 and 1.0 times the test pressure of the tank to which it is fitted. The use of dead weight or counterweight valves is prohibited.

The bursting disc shall burst at the earliest when the initial opening pressure of the valve is reached and at the latest when this pressure reaches the test pressure of the tank to which it is fitted.

Safety devices shall be of such a type as to resist dynamic stresses, including liquid surge.

The space between the bursting disc and the safety valve shall be provided with a pressure gauge or suitable tell-tale indicator for the detection of disc rupture, pinholing or leakage which could cause a malfunction of the safety valve.

6.10.4 Inspection

Vacuum-operated waste tanks shall be subject at least every two and a half years to an examination of the internal condition, in addition to the tests according to 6.8.2.4.3.

Chapter 6.11 Requirements for the design, construction, inspection and testing of bulk containers

6.11.1 (Reserved)

6.11.2 Application and general requirements

6.11.2.1 Bulk containers and their service and structural equipment shall be designed and constructed to withstand, without loss of contents, the internal pressure of the contents and the stresses of normal handling and carriage.

6.11.2.2 Where a discharge valve is fitted, it shall be capable of being made secure in the closed position and the whole discharge system shall be suitably protected from damage. Valves having lever closures shall be able to be secured against unintended opening and the open or closed position shall be readily apparent.

6.11.2.3 Code for designating types of bulk container

The following table indicates the codes to be used for designating types of bulk containers:

Types of bulk containers	Code
Sheeted bulk container	BK 1
Closed bulk container	BK 2
Flexible bulk container	BK 3

6.11.2.4 In order to take account of progress in science and technology, the use of alternative arrangements which offer at least equivalent safety as provided by the requirements of this chapter may be considered by the competent authority.

6.11.3 Requirements for the design, construction, inspection and testing of containers conforming to the CSC used as BK 1 or BK 2 bulk containers

6.11.3.1 Design and construction requirements

6.11.3.1.1 The general design and construction requirements of this sub-section are deemed to be met if the bulk container complies with the requirements of ISO 1496-4:1991 "Series 1 Freight containers – Specification and testing – Part 4: Non pressurized containers for dry bulk" and the container is siftproof.

6.11.3.1.2 Containers designed and tested in accordance with ISO 1496-1:1990 "Series 1 Freight containers – Specification and testing – Part 1: General cargo containers for general purposes" shall be equipped with operational equipment which, including its connection to the container, is designed to strengthen the end walls and to improve the longitudinal restraint as necessary to comply with the test requirements of ISO 1496-4:1991 as relevant.

6.11.3.1.3 Bulk containers shall be siftproof. Where a liner is used to make the container siftproof it shall be made of a suitable material. The strength of material used for, and the construction of, the liner shall be appropriate to the capacity of the container and its intended use. Joins and closures of the liner shall withstand pressures and impacts liable to occur under normal conditions of handling and carriage. For ventilated bulk containers any liner shall not impair the operation of ventilating devices.

6.11.3.1.4 The operational equipment of bulk containers designed to be emptied by tilting shall be capable of withstanding the total filling mass in the tilted orientation.

6.11.3.1.5 Any movable roof or side or end wall or roof section shall be fitted with locking devices with securing devices designed to show the locked state to an observer at ground level.

6.11.3.2 Service equipment

6.11.3.2.1 Filling and discharge devices shall be so constructed and arranged as to be protected against the risk of being wrenched off or damaged during carriage and handling. The filling and discharge devices shall be capable of being secured against unintended opening. The open and closed position and direction of closure shall be clearly indicated.

6.11.3.2.2 Seals of openings shall be so arranged as to avoid any damage by the operation, filling and emptying of the bulk container.

- 6.11.3.2.3** Where ventilation is required bulk containers shall be equipped with means of air exchange, either by natural convection, e.g. by openings, or active elements, e.g. fans. The ventilation shall be designed to prevent negative pressures in the container at all times. Ventilating elements of bulk containers for the carriage of flammable substances or substances emitting flammable gases or vapours shall be designed so as not to be a source of ignition.
- 6.11.3.3 Inspection and testing**
- 6.11.3.3.1** Containers used, maintained and qualified as bulk containers in accordance with the requirements of this section shall be tested and approved in accordance with the CSC.
- 6.11.3.3.2** Containers used and qualified as bulk containers shall be inspected periodically according to the CSC.
- 6.11.3.4 Marking**
- 6.11.3.4.1** Containers used as bulk containers shall be marked with a Safety Approval Plate in accordance with the CSC.
- 6.11.4 Requirements for the design, construction and approval of BK 1 and BK 2 bulk containers other than containers conforming to the CSC**
- NOTE:** When containers conforming to the provisions of this section are used for the carriage of solids in bulk, the following statement shall be shown on the transport document:
 "BULK CONTAINER BK (X)¹ APPROVED BY THE COMPETENT AUTHORITY OF ..." (see 5.4.1.1.17).
- 6.11.4.1** Bulk containers covered in this section include skips, offshore bulk containers, bulk bins, swap bodies, trough shaped containers, roller containers, and load compartments of wagons.
NOTE: These bulk containers also include containers conforming to the UIC leaflets 591, 592 and 592-2 to 592-4 as mentioned in 7.1.3 which do not conform to the CSC.
- 6.11.4.2** These bulk containers shall be designed and constructed so as to be strong enough to withstand the shocks and loadings normally encountered during carriage including, as applicable, transshipment between modes of transport.
- 6.11.4.3** (Reserved)
- 6.11.4.4** These bulk containers shall be approved by the competent authority and the approval shall include the code for designating types of bulk containers in accordance with 6.11.2.3 and the requirements for inspection and testing as appropriate.
- 6.11.4.5** Where it is necessary to use a liner in order to retain the dangerous goods it shall meet the provisions of 6.11.3.1.3.
- 6.11.5 Requirements for the design, construction, inspection and testing of BK 3 flexible bulk containers**
- 6.11.5.1 Design and construction requirements**
- 6.11.5.1.1** Flexible bulk containers shall be sift-proof.
- 6.11.5.1.2** Flexible bulk containers shall be completely closed to prevent the release of contents.
- 6.11.5.1.3** Flexible bulk containers shall be waterproof.
- 6.11.5.1.4** Parts of the flexible bulk container which are in direct contact with dangerous goods:
 (a) shall not be affected or significantly weakened by those dangerous goods;
 (b) shall not cause a dangerous effect, e.g. catalysing a reaction or reacting with the dangerous goods; and
 (c) shall not allow permeation of the dangerous goods that could constitute a danger under normal conditions of carriage.
- 6.11.5.2 Service equipment and handling devices**
- 6.11.5.2.1** Filling and discharge devices shall be so constructed as to be protected against damage during carriage and handling. The filling and discharge devices shall be secured against unintended opening.
- 6.11.5.2.2** Slings of the flexible bulk container, if fitted, shall withstand pressure and dynamic forces, which can appear in normal conditions of handling and carriage.
- 6.11.5.2.3** The handling devices shall be strong enough to withstand repeated use.

¹ (x) shall be replaced with "1" or "2" as appropriate.

6.11.5.3 Inspection and testing

6.11.5.3.1 The design type of each flexible bulk container shall be tested as provided for in 6.11.5 in accordance with procedures established by the competent authority allowing the allocation of the mark and shall be approved by this competent authority.

6.11.5.3.2 Tests shall also be repeated after each modification of the design type, which alters the design, material or manner of construction of a flexible bulk container.

6.11.5.3.3 Tests shall be carried out on flexible bulk containers prepared as for carriage. Flexible bulk containers shall be filled to the maximum mass at which they may be used and the contents shall be evenly distributed. The substances to be carried in the flexible bulk container may be replaced by other substances, except where this would invalidate the results of the test. When another substance is used it shall have the same physical characteristics (mass, grain size, etc.) as the substance to be carried. It is permissible to use additives, such as bags of lead shot, to achieve the requisite total mass of the flexible bulk container, so long as they are placed so that the test results are not affected.

6.11.5.3.4 Flexible bulk containers shall be manufactured and tested under a quality assurance programme which satisfies the competent authority, in order to ensure that each manufactured flexible bulk container meets the requirements of this Chapter.

6.11.5.3.5 Drop test

6.11.5.3.5.1 Applicability

For all types of flexible bulk containers, as a design type test.

6.11.5.3.5.2 Preparation for testing

The flexible bulk container shall be filled to its maximum permissible gross mass.

6.11.5.3.5.3 Method of testing

The flexible bulk container shall be dropped onto a target surface that is non-resilient and horizontal. The target surface shall be:

- (a) Integral and massive enough to be immovable;
- (b) Flat with a surface kept free from local defects capable of influencing the test results;
- (c) Rigid enough to be non-deformable under test conditions and not liable to become damaged by the tests; and
- (d) Sufficiently large to ensure that the test flexible bulk container falls entirely upon the surface.

Following the drop, the flexible bulk container shall be restored to the upright position for observation.

6.11.5.3.5.4 Drop height shall be:

Packing group III: 0.8 m.

6.11.5.3.5.5 Criteria for passing the test

- (a) There shall be no loss of contents. A slight discharge, e.g. from closures or stitch holes, upon impact shall not be considered to be a failure of the flexible bulk container provided that no further leakage occurs after the container has been restored to the upright position;
- (b) There shall be no damage, which renders the flexible bulk container unsafe to be carried for salvage or for disposal.

6.11.5.3.6 Top lift test

6.11.5.3.6.1 Applicability

For all types of flexible bulk containers as a design type test.

6.11.5.3.6.2 Preparation for testing

Flexible bulk containers shall be filled to six times the maximum net mass, the load being evenly distributed.

6.11.5.3.6.3 Method of testing

A flexible bulk container shall be lifted in the manner for which it is designed until clear of the floor and maintained in that position for a period of five minutes.

6.11.5.3.6.4 Criteria for passing the test

There shall be no damage to the flexible bulk container or its lifting devices which renders the flexible bulk container unsafe for carriage or handling, and no loss of contents.

6.11.5.3.7 Topple test

6.11.5.3.7.1 Applicability

For all types of flexible bulk containers as a design type test.

6.11.5.3.7.2 Preparation for testing

The flexible bulk container shall be filled to its maximum permissible gross mass.

6.11.5.3.7.3 Method of testing

A flexible bulk container shall be toppled onto any part of its top by lifting the side furthest from the drop edge upon a target surface that is non-resilient and horizontal. The target surface shall be:

- (a) Integral and massive enough to be immovable;
- (b) Flat with a surface kept free from local defects capable of influencing the test results;
- (c) Rigid enough to be non-deformable under test conditions and not liable to become damaged by the tests; and
- (d) Sufficiently large to ensure that the tested flexible bulk container falls entirely upon the surface.

6.11.5.3.7.4 For all flexible bulk containers, the topple height is specified as follows:

Packing group III: 0.8 m.

6.11.5.3.7.5 Criterion for passing the test

There shall be no loss of contents. A slight discharge, e.g. from closures or stitch holes, upon impact shall not be considered to be a failure of the flexible bulk container provided that no further leakage occurs.

6.11.5.3.8 Righting test

6.11.5.3.8.1 Applicability

For all types of flexible bulk containers designed to be lifted by the top or side part, as a design type test.

6.11.5.3.8.2 Preparation for testing

The flexible bulk container shall be filled to not less than 95% of its capacity and to its maximum permissible gross mass.

6.11.5.3.8.3 Method of testing

The flexible bulk container, lying on its side, shall be lifted at a speed of at least 0.1 m/s to an upright position, clear of the floor, by no more than half of the lifting devices.

6.11.5.3.8.4 Criterion for passing the test

There shall be no damage to the flexible bulk container or its lifting devices which renders the flexible bulk container unsafe for carriage or handling.

6.11.5.3.9 Tear test

6.11.5.3.9.1 Applicability

For all types of flexible bulk containers as a design type test.

6.11.5.3.9.2 Preparation for testing

The flexible bulk container shall be filled to its maximum permissible gross mass.

6.11.5.3.9.3 Method of testing

With the flexible bulk container placed on the ground, a 300 mm cut shall be made, completely penetrating all layers of the flexible bulk container on a wall of a wide face. The cut shall be made at a 45° angle to the principal axis of the flexible bulk container, halfway between the bottom surface and the top level of the contents. The flexible bulk container shall then be subjected to a uniformly distributed superimposed load equivalent to twice the maximum gross mass. The load must be applied for at least fifteen minutes. A flexible bulk container which is designed to be lifted from the top or the side shall, after removal of the superimposed load, be lifted clear of the floor and maintained in that position for a period of fifteen minutes.

6.11.5.3.9.4 Criterion for passing the test

The cut shall not propagate more than 25% of its original length.

6.11.5.3.10 Stacking test

6.11.5.3.10.1 Applicability

For all types of flexible bulk containers as a design type test.

6.11.5.3.10.2 Preparation for testing

The flexible bulk container shall be filled to its maximum permissible gross mass.

6.11.5.3.10.3 Method of testing

The flexible bulk container shall be subjected to a force applied to its top surface that is four times the design load-carrying capacity for 24 hours.

6.11.5.3.10.4 Criterion for passing the test

There shall be no loss of contents during the test or after removal of the load.

6.11.5.4 Test report


6.11.5.4.1 A test report containing at least the following particulars shall be drawn up and shall be available to the users of the flexible bulk container:

1. Name and address of the test facility;
2. Name and address of applicant (where appropriate);
3. Unique test report identification;
4. Date of the test report;
5. Manufacturer of the flexible bulk container;
6. Description of the flexible bulk container design type (e.g. dimensions, materials, closures, thickness, etc) and/or photograph(s);
7. Maximum capacity/maximum permissible gross mass;
8. Characteristics of test contents, e.g. particle size for solids;
9. Test descriptions and results;
10. The test report shall be signed with the name and status of the signatory.

6.11.5.4.2 The test report shall contain statements that the flexible bulk container prepared as for carriage was tested in accordance with the appropriate provisions of this Chapter and that the use of other containment methods or components may render it invalid. A copy of the test report shall be available to the competent authority.

6.11.5.5 Marking

6.11.5.5.1 Each flexible bulk container manufactured and intended for use according to the provisions of RID shall bear marks that are durable, legible and placed in a location so as to be readily visible. Letters, numerals and symbols shall be at least 24 mm high and shall show:

- (a) The United Nations packaging symbol . This symbol shall not be used for any purpose other than certifying that a packaging, a flexible bulk container, a portable tank or an MEGC complies with the relevant requirements in Chapters 6.1, 6.2, 6.3, 6.5, 6.6, 6.7 or 6.11;
- (b) The code BK 3;
- (c) A capital letter designating the packing group(s) for which the design type has been approved:
Z for packing group III only;
- (d) The month and year (last two digits) of manufacture;
- (e) The character(s) identifying the country authorizing the allocation of the mark, indicated by the distinguishing sign used on vehicles in international road traffic²;
- (f) The name or symbol of the manufacturer and other identification of the flexible bulk container as specified by the competent authority;
- (g) The stacking test load in kg;
- (h) The maximum permissible gross mass in kg.

The marks shall be applied in the sequence shown in (a) to (h); each mark, required in these subparagraphs, shall be clearly separated, e.g. by a slash or space and presented in a way that ensures that all of the parts of the mark are easily identified.

² Distinguishing sign of the State of registration used on motor vehicles and trailers in international road traffic, e.g. in accordance with the Geneva Convention on Road Traffic of 1949 or the Vienna Convention on Road Traffic of 1968.

6.11.5.5.2 Example of marking



BK3/Z/11 09
RUS/NTT/MK-14-10
56000/14000.

**Part 7 Provisions concerning the conditions
of carriage, loading, unloading and
handling**

Chapter 7.1 General provisions

- 7.1.1** The carriage of dangerous goods is subject to the mandatory use of a particular type of transport equipment in accordance with the provisions of this Chapter and Chapter 7.2 for carriage in packages and Chapter 7.3 for carriage in bulk. In addition, the provisions of Chapter 7.5 concerning loading, unloading and handling shall be observed.

Columns (16), (17) and (18) of Table A of Chapter 3.2 show the particular provisions of this Part that apply to specific dangerous goods.

NOTE: Wagons are allowed to be equipped with detection devices which indicate or react to the occurrence of a derailment, provided that the requirements for the authorisation for placing into service of such wagons are met.

The requirements for placing into service of wagons cannot prohibit or impose the use of such detection devices. The circulation of wagons shall not be restricted on the grounds of the presence or lack of such devices.

- 7.1.2** (Deleted)

- 7.1.3** Large containers, portable tanks, MEGCs and tank-containers which meet the definition of "container" given in the CSC (1972), as amended, or in UIC leaflets 591 (status at 01.10.2007, 3rd edition), 592 (status at 01.10.2013, 2nd edition), 592-2 (status at 01.10.2004, 6th edition), 592-3 (status at 01.01.1998, 2nd edition) and 592-4 (status at 01.05.2007, 3rd edition) may not be used to carry dangerous goods unless the large container or the frame of the portable tank, MEGC or tank-container satisfies the provisions of the CSC or of UIC leaflets 591, 592 and 592-2 to 592-4.

- 7.1.4** A large container may be presented for carriage only if it is structurally serviceable.

"Structurally serviceable" means that the container is free from major defects in its structural components, e.g. top and bottom side rails, doorsill and header, floor cross members, corner posts, and corner fittings. "Major defects" are dents or bends in structural members greater than 19 mm in depth, regardless of length; cracks or breaks in structural members; more than one splice or an improper splice (e.g. a lapped splice) in top or bottom end rails or door headers or more than two splices in any one top or bottom side rail or any splice in a door sill or corner post; door hinges and hardware that are seized, twisted, broken, missing or otherwise inoperative; non-closing gaskets and seals; any distortion of the overall configuration sufficient to prevent proper alignment of handling equipment, mounting and securing on a chassis or wagon.

In addition, deterioration in any component of the container, such as rusted metal in side walls or disintegrated fibreglass is unacceptable, regardless of the material of construction. Normal wear, including oxidation (rust), slight dents and scratches and other damage that do not affect serviceability or weather-tightness are, however, acceptable.

Prior to loading the container shall also be checked to ensure that it is free from any residue of a previous load and that the interior floor and walls are free from protrusions.

- 7.1.5** (Reserved)

- 7.1.6** (Reserved)

- 7.1.7** (Deleted)

Chapter 7.2 Provisions concerning carriage in packages

- 7.2.1** Unless otherwise provided in 7.2.2 to 7.2.4, packages may be loaded:
- (a) into closed wagons or into closed containers; or
 - (b) into sheeted wagons or into sheeted containers; or
 - (c) into open wagons (unsheeted) or into open containers (unsheeted).
- 7.2.2** Packages comprising packagings made of materials sensitive to moisture shall be loaded into closed or sheeted wagons or into closed or sheeted containers.
- 7.2.3** (Reserved)
- 7.2.4** When an alphanumeric code beginning with the letter “W” is shown in column (16) of Table A of Chapter 3.2, the following special provisions apply:
- W 1** Packages shall be loaded into closed or sheeted wagons or into closed or sheeted containers.
- W 2** Substances and articles of Class 1 shall be loaded into closed wagons or closed containers. Articles which, because of their dimensions or their mass, cannot be loaded into closed wagons or closed containers may equally be carried in open wagons or open containers. They shall be covered by sheets. Only wagons fitted with regulation sheet steel spark-guards shall be used for the carriage of substances and articles of divisions 1.1, 1.2, 1.3, 1.5 and 1.6, even when these substances and articles are loaded into large containers. For wagons fitted with a combustible floor, the sheet steel spark-guards shall not be fixed directly to the floor of the wagon.
- Military consignments of substances and articles of Class 1 which form part of military equipment and of the structure of military material, may also be loaded into open wagons under the following conditions:
- consignments shall be accompanied by the competent military authority or, by order of this authority,
 - means of initiation not having at least two effective protective devices shall be removed, unless the substances and articles are placed in locked military vehicles.
- W 3** For free-flowing powdery substances and for fireworks the floor of a wagon or container shall have a non-metallic surface or covering.
- W 4** (Reserved)
- W 5** Packages may not be carried in small containers.
- W 6** (Reserved)
- W 7** Packages shall be carried in a closed wagon or in a closed container provided with adequate ventilation.
- W 8** For the carriage of packages bearing an additional label in accordance with Model No. 1, only wagons fitted with regulation sheet steel spark-guards shall be used, even when these substances are loaded in large containers. For wagons fitted with a combustible floor, the sheet steel spark-guards shall not be fixed directly to the floor of the wagon.
- W 9** Packages shall be carried in closed wagons or in movable-roof wagons or in closed containers.
- W 10** IBCs shall be carried in closed or sheeted wagons or closed or sheeted containers.
- W 11** IBCs other than metal or rigid plastics IBCs shall be carried in closed or sheeted wagons or closed or sheeted containers.
- W 12** IBCs of type 31HZ2 (31HA2, 31HB2, 31HN2, 31HD2 and 31HH2) shall be carried in closed wagons or containers.
- W 13** When packed in 5H1, 5L1 or 5 M1 bags, shall be carried in closed wagons or containers.
- W 14** Aerosols carried for the purposes of reprocessing or disposal under special provision 327 in Chapter 3.3 shall only be carried in ventilated or open wagons or containers.

Chapter 7.3 Provisions concerning carriage in bulk

7.3.1 General provisions

7.3.1.1 Goods may not be carried in bulk in bulk containers, containers or wagons unless:

- (a) either a special provision, identified by the code "BK" or a reference to a specific paragraph, explicitly authorizing this mode of carriage is indicated in column (10) of Table A of Chapter 3.2 and the relevant conditions of 7.3.2 are satisfied in addition to those of this section; or
- (b) a special provision, identified by the code "VC" or a reference to a specific paragraph, explicitly authorizing this mode of carriage is indicated in column (17) of Table A of Chapter 3.2 and the conditions of this special provision, together with any additional provision identified by the code "AP", as laid down in 7.3.3 are satisfied in addition to those of this section.

Nevertheless, empty packagings, uncleaned, may be carried in bulk if this mode of carriage is not explicitly prohibited by other provisions of RID.

NOTE: For carriage in tanks, see Chapters 4.2 and 4.3.

7.3.1.2 Substances which may become liquid at temperatures likely to be encountered during carriage, are not permitted for carriage in bulk.

7.3.1.3 Bulk containers, containers or bodies of wagons shall be siftproof and shall be so closed that none of the contents can escape under normal conditions of carriage including the effect of vibration, or by changes of temperature, humidity or pressure.

7.3.1.4 Substances shall be loaded and evenly distributed in a manner that minimises movement that could result in damage to the bulk container, container or wagon or leakage of the dangerous goods.

7.3.1.5 Where venting devices are fitted they shall be kept clear and operable.

7.3.1.6 Substances shall not react dangerously with the material of the bulk container, container, wagon, gaskets, equipment including lids and tarpaulins and with protective coatings which are in contact with the contents or significantly weaken them. Bulk containers, containers or wagons shall be so constructed or adapted that the goods cannot penetrate between wooden floor coverings or come into contact with those parts of the bulk container, container or wagon that may be affected by the materials or residues thereof.

7.3.1.7 Before being filled and handed over for carriage, each bulk container, container or wagon shall be inspected and cleaned to ensure that it does not contain any residue on the interior or exterior of the bulk container, container or wagon that could:

- cause a dangerous reaction with the substance intended for carriage;
- detrimentally affect the structural integrity of the bulk container, container or wagon; or
- affect the dangerous goods retention capabilities of the bulk container, container or wagon.

7.3.1.8 During carriage, no dangerous residues shall adhere to the outer surfaces of bulk containers, containers or of the bodies of wagons.

7.3.1.9 If several closure systems are fitted in series, the system which is located nearest to the substance to be carried shall be closed first before filling.

7.3.1.10 Empty bulk containers, containers or wagons which have carried a dangerous solid substance in bulk shall be treated in the same manner as is required by RID for a filled bulk container, container or wagon, unless adequate measures have been taken to nullify any hazard.

7.3.1.11 If bulk containers, containers or wagons are used for the carriage in bulk of goods liable to cause a dust explosion, or evolve flammable vapours (e.g. for certain wastes) measures shall be taken to exclude sources of ignition and prevent dangerous electrostatic discharge during carriage, filling or discharge of the substance.

7.3.1.12 Substances, for example wastes, which may react dangerously with one another and substances of different classes and goods not subject to RID, which are liable to react dangerously with one another shall not be mixed together in the same bulk container, container or wagon. Dangerous reactions are:

- (a) combustion and/or evolution of considerable heat;
- (b) emission of flammable and/or toxic gases;
- (c) formation of corrosive liquids; or
- (d) formation of unstable substances.

- 7.3.1.13** Before a bulk container, container or wagon is filled it shall be visually examined to ensure it is structurally serviceable, its interior walls, ceiling and floors are free from protrusions or damage and that any inner liners or substance retaining equipment are free from rips, tears or any damage that would compromise its cargo retention capabilities. Structurally serviceable, where relevant to the means of transport concerned, means the bulk container, container or wagon does not have major defects in its structural components, such as top and bottom side rails, top and bottom end rails, door sill and header, floor cross members, corner posts, and corner fittings of a bulk container or container. Major defects, where relevant to the means of transport concerned, include:
- (a) bends, cracks or breaks in the structural or supporting members that affect the integrity of the bulk container, container or of the body of the wagon;
 - (b) more than one splice or an improper splice (such as a lapped splice) in top or bottom end rails or door headers;
 - (c) more than two splices in any one top or bottom side rail;
 - (d) any splice in a door sill or corner post;
 - (e) door hinges and hardware that are seized, twisted, broken, missing, or otherwise inoperative;
 - (f) gaskets and seals that do not seal;
 - (g) any distortion of the overall configuration of a bulk container or container great enough to prevent proper alignment of handling equipment, mounting and securing on a chassis or wagon or vehicle, or insertion into ships' cells;
 - (h) any damage to lifting attachments or handling equipment interface features; or
 - (i) any damage to service or operational equipment.
- 7.3.2 Provisions for the carriage in bulk when the provisions of 7.3.1.1 (a) are applied**
- 7.3.2.1** In addition to the general provisions of section 7.3.1, the provisions of this section are applicable. The codes "BK 1", "BK 2" and "BK 3" in column (10) of Table A of Chapter 3.2 have the following meanings:
- BK 1: Carriage in bulk in sheeted bulk containers is permitted;
- BK 2: Carriage in bulk in closed bulk containers is permitted;
- BK 3: Carriage in flexible bulk containers is permitted.
- 7.3.2.2** The bulk container used shall conform to the requirements of Chapter 6.11.
- 7.3.2.3 Goods of Class 4.2**
- The total mass carried in a bulk container shall be such that its spontaneous ignition temperature is greater than 55°C.
- 7.3.2.4 Goods of Class 4.3**
- These goods shall be carried in bulk containers which are watertight.
- 7.3.2.5 Goods of Class 5.1**
- Bulk containers shall be so constructed or adapted that the goods cannot come into contact with wood or any other incompatible material.
- 7.3.2.6 Goods of Class 6.2**
- 7.3.2.6.1 Animal material of Class 6.2**
- Animal material containing infectious substances (UN Nos. 2814, 2900 and 3373) is authorized for carriage in bulk containers provided the following conditions are met:
- (a) Sheeted bulk containers BK1 are permitted provided that they are not filled to maximum capacity to avoid substances coming into contact with the sheeting. Closed bulk containers BK2 are also permitted;
 - (b) Closed and sheeted bulk containers, and their openings, shall be leak-proof by design or by the fitting of a suitable liner;
 - (c) The animal material shall be thoroughly treated with an appropriate disinfectant before loading prior to carriage;
 - (d) Sheeted bulk containers shall be covered by an additional top liner weighted down by absorbent material treated with an appropriate disinfectant;
 - (e) Closed or sheeted bulk containers shall not be re-used until after they have been thoroughly cleaned and disinfected.
- NOTE:** Additional provisions may be required by appropriate national health authorities.

7.3.2.6.2 Wastes of Class 6.2 (UN 3291)

- (a) (Reserved);
- (b) Closed bulk containers and their openings shall be leakproof by design. These bulk containers shall have non porous interior surfaces and shall be free from cracks or other features which could damage packagings inside, impede disinfection or permit inadvertent release;
- (c) Wastes of UN No. 3291 shall be contained within the closed bulk container in UN type tested and approved sealed leakproof plastics bags tested for solids of packing group II and marked in accordance with 6.1.3.1. Such plastics bags shall be capable of passing the tests for tear and impact resistance according to ISO 7765-1:1988 "Plastics film and sheeting – Determination of impact resistance by the free-falling dart method – Part 1: Staircase methods" and ISO 6383-2:1983 "Plastics – Film and sheeting – Determination of tear resistance – Part 2: Elmendorf method". Each bag shall have an impact resistance of at least 165 g and a tear resistance of at least 480 g in both parallel and perpendicular planes with respect to the length of the bag. The maximum net mass of each plastics bag shall be 30 kg;
- (d) Single articles exceeding 30 kg such as soiled mattresses may be carried without the need for a plastics bag when authorized by the competent authority;
- (e) Wastes of UN No. 3291 which contain liquids shall only be carried in plastics bags containing sufficient absorbent material to absorb the entire amount of liquid without it spilling in the bulk container;
- (f) Wastes of UN No. 3291 containing sharp objects shall only be carried in UN type tested and approved rigid packagings meeting the provisions of packing instructions P621, IBC620 or LP621;
- (g) Rigid packagings specified in packing instructions P621, IBC620 or LP621 may also be used. They shall be properly secured to prevent damage during normal conditions of carriage. Wastes carried in rigid packagings and plastics bags together in the same closed bulk container shall be adequately segregated from each other, e.g. by suitable rigid barriers or dividers, mesh nets or otherwise securing, such that they prevent damage to the packagings during normal conditions of carriage;
- (h) Wastes of UN No. 3291 in plastics bags shall not be compressed in a closed bulk container in such a way that bags may be rendered no longer leakproof;
- (i) The closed bulk container shall be inspected for leakage or spillage after each journey. If any wastes of UN No. 3291 have leaked or been spilled in the closed bulk container, it shall not be re-used until after it has been thoroughly cleaned and, if necessary, disinfected or decontaminated with an appropriate agent. No other goods shall be carried together with UN No. 3291 other than medical or veterinary wastes. Any such other wastes carried in the same closed bulk container shall be inspected for possible contamination.

7.3.2.7 Material of Class 7

For the carriage of unpackaged radioactive material, see 4.1.9.2.4.

7.3.2.8 Goods of Class 8

These goods shall be carried in bulk containers which are watertight.

7.3.2.9 Goods of Class 9

- 7.3.2.9.1** For UN 3509, only closed bulk containers (code BK 2) may be used. Bulk containers shall be made leak tight or fitted with a leak tight and puncture resistant sealed liner or bag, and shall have a means of retaining any free liquid that might escape during carriage, e.g. absorbent material. Packagings, discarded, empty, uncleaned with residues of Class 5.1 shall be carried in bulk containers which have been so constructed or adapted that the goods cannot come into contact with wood or any other combustible material.

7.3.2.10 Use of flexible bulk containers

NOTE: Flexible bulk containers marked in accordance with 6.11.5.5 but which were approved in a country which is not an RID Contracting State may nevertheless be used for carriage under RID.

- 7.3.2.10.1** Before a flexible bulk container is filled it shall be visually examined to ensure it is structurally serviceable, its textile slings, load-bearing structure straps, body fabric, lock device parts including metal and textile parts are free from protrusions or damage and that inner liners are free from rips, tears or any damage.
- 7.3.2.10.2** For flexible bulk containers, the period of use permitted for the carriage of dangerous goods shall be two years from the date of manufacture of the flexible bulk container.
- 7.3.2.10.3** A venting device shall be fitted if a dangerous accumulation of gases may develop within the flexible bulk container. The vent shall be so designed that the penetration of foreign substances or ingress of water is prevented under normal conditions of carriage.
- 7.3.2.10.4** Flexible bulk containers shall be filled in such a way that when loaded the ratio of height to width does not exceed 1.1. The maximum gross mass of the flexible bulk containers shall not exceed 14 tonnes.

7.3.3 Provisions for carriage in bulk when the provisions of 7.3.1.1 (b) are applied

7.3.3.1 In addition to the general provisions of section 7.3.1, the provisions of this section are applicable, when they are shown under an entry in column (17) of Table A of Chapter 3.2. Sheeted or closed wagons or sheeted or closed containers used under this section need not be in conformity with the requirements of Chapter 6.11. The codes VC 1, VC 2 and VC 3 in column (17) of Table A of Chapter 3.2 have the following meanings:

NOTE: Where a VC 1 code is shown in column (17) of Table A of Chapter 3.2, a BK 1 bulk container may therefore also be used for land transport provided the additional provisions in 7.3.3.2 are fulfilled. Where a VC 2 code is shown in column (17) of Table A of Chapter 3.2, a BK 2 bulk container may therefore also be used for land transport provided the additional provisions in 7.3.3.2 are fulfilled.

VC 1 Carriage in bulk in sheeted wagons, sheeted containers or sheeted bulk containers is permitted;

VC 2 Carriage in bulk in closed wagons, closed containers or closed bulk containers is permitted;

VC 3 Carriage in bulk is permitted in specially equipped wagons or large containers in accordance with standards specified by the competent authority of the country of origin. If the country of origin is not an RID Contracting State, the conditions laid down shall be recognized by the competent authority of the first RID Contracting State reached by the consignment.

7.3.3.2 When the VC bulk codes are used, the following additional provisions shown in column (17) of Table A of Chapter 3.2 shall apply:

7.3.3.2.1 Goods of Class 4.1

AP 1 Wagons and containers shall have a metal body and where fitted the sheet shall be non-combustible.

AP 2 Wagons and containers shall have adequate ventilation.

7.3.3.2.2 Goods of Class 4.2

AP 1 Wagons and containers shall have a metal body and where fitted the sheet shall be non-combustible.

7.3.3.2.3 Goods of Class 4.3

AP 2 Wagons and containers shall have adequate ventilation.

AP 3 Sheeted wagons and sheeted containers shall be used only when the substance is in pieces (not in powder, granular, dust or ashes form).

AP 4 Closed wagons and closed containers shall be equipped with hermetically closed openings used for filling and discharging to prevent the exit of gas and exclude the ingress of moisture.

AP 5 The cargo doors of the closed wagons or closed containers shall be marked with the following in letters not less than 25 mm high:

"WARNING
NO VENTILATION
OPEN WITH CAUTION"

This shall be in a language considered appropriate by the consignor.

7.3.3.2.4 Goods of Class 5.1

AP 6 If the wagon or container is made of wood or other combustible material, an impermeable surfacing resistant to combustion or a coating of sodium silicate or similar substance shall be provided. Sheeting shall also be impermeable and non-combustible.

AP 7 Carriage in bulk shall only be as a full load.

7.3.3.2.5 Goods of Class 6.1

AP 7 Carriage in bulk shall only be as a full load.

7.3.3.2.6 Goods of Class 8

AP 7 Carriage in bulk shall only be as a full load.

- AP 8** The design of the load compartment of wagons or containers shall take account of any residual currents and impacts from the batteries.

The load compartments of wagons or containers shall be of steel resistant to the corrosive substances contained in the batteries. Less resistant steels may be used when there is a sufficiently great wall thickness or a plastics lining/layer resistant to the corrosive substances.

NOTE: Steel exhibiting a maximum rate of progressive reduction of 0.1 mm per year under the effects of the corrosive substances may be considered as resistant.

The load compartments of wagons or containers shall not be loaded above the top of their walls.

Carriage is also permitted in small plastics containers which shall be capable of withstanding, when fully loaded, a drop from a height of 0.8 m onto a hard surface at –18 °C, without breakage.

7.3.3.2.7 Goods of Class 9

- AP 2** Wagons and containers shall have adequate ventilation.

- AP 9** Carriage in bulk is permitted for solids (substances or mixtures, such as preparations or wastes) containing on average not more than 1 000 mg/kg of substance to which this UN number is assigned. At no point of the load shall the concentration of this substance or these substances be higher than 10 000 mg/kg.

- AP 10** Wagons and containers shall be made leak tight or fitted with a leak tight and puncture resistant sealed liner or bag, and shall have a means of retaining any free liquid that might escape during carriage, e.g. absorbent material. Packagings, discarded, empty, uncleaned with residues of Class 5.1 shall be carried in wagons and containers which have been so constructed or adapted that the goods cannot come into contact with wood or any other combustible material.

Chapter 7.4 Provisions concerning carriage in tanks

Dangerous goods may only be carried in tanks when a code is shown in column (10) or (12) of Table A of Chapter 3.2, or when a competent authority has issued an authorisation in accordance with the conditions specified in 6.7.1.3. The requirements of Chapters 4.2, 4.3, 4.4 or 4.5 as applicable shall be observed during carriage.

Chapter 7.5 Provisions concerning loading, unloading and handling

7.5.1 General provisions

7.5.1.1 The requirements in force at the forwarding station shall be complied with for the loading of goods, provided they do not conflict with the requirements of this Chapter.

7.5.1.2 Unless otherwise specified in RID, the loading shall not be carried out if:

- an examination of the documents or
- a visual inspection of the wagon or of the container(s), bulk container(s), MEGC(s), tank-container(s), portable tank(s) or road vehicle(s), if any, as well as of their equipment used in loading and unloading, shows that the wagon, a container, a bulk-container, an MEGC, a tank-container, a portable tank, a road vehicle or their equipment do not comply with the regulatory provisions.

The interior and exterior of a wagon or container shall be inspected prior to loading to ensure that there is no damage that could affect its integrity or that of the packages to be loaded in it.

7.5.1.3 Unless otherwise specified in RID, the unloading shall not be carried out if the above-mentioned inspections reveal deficiencies that might affect the safety or the security of the unloading.

7.5.1.4 In accordance with the special provisions of 7.5.11 and in conformity with column (18) of Table A of Chapter 3.2, certain dangerous goods shall only be forwarded as a full load.

7.5.1.5 When orientation arrows are required packages and overpacks shall be oriented in accordance with such marks.

NOTE: Liquid dangerous goods shall be loaded below dry dangerous goods whenever practicable.

7.5.1.6 All means of containment shall be loaded and unloaded in conformity with a handling method for which they have been designed and, where required, tested.

7.5.2 Mixed loading prohibition

7.5.2.1 Packages bearing different danger labels shall not be loaded together in the same wagon or container unless mixed loading is permitted according to the following Table based on the danger labels they bear.

The mixed loading prohibitions for packages shall also apply to the mixed loading of packages and small containers and the mixed loading of small containers in a wagon or large container in which small containers are carried.

NOTE 1: In accordance with 5.4.1.4.2, separate transport documents shall be drawn up for consignments that cannot be loaded together in the same wagon or container.

2: For packages containing substances or articles only of Class 1 and bearing a label conforming to models Nos. 1, 1.4, 1.5 or 1.6, irrespective of any other danger labels required for these packages, mixed loading shall be permitted in accordance with 7.5.2.2. The Table in 7.5.2.1 shall only apply when such packages are loaded together with packages containing substances or articles of other classes.

Labels Nos.	1	1.4	1.5	1.6	2.1, 2.2, 2.3	3	4.1	4.1 + 1	4.2	4.3	5.1	5.2	5.2 + 1	6.1	6.2	7A, 7B, 7C	8	9, 9A
1	See 7.5.2.2										(d)							(b)
1.4					(a)	(a)	(a)		(a)	(a)	(a)	(a)		(a)	(a)	(a)	(a)	(a), (b), (c)
1.5																		(b)
1.6																		(b)
2.1, 2.2, 2.3		(a)			X	X	X		X	X	X	X		X	X	X	X	X
3		(a)			X	X	X		X	X	X	X		X	X	X	X	X
4.1		(a)			X	X	X		X	X	X	X		X	X	X	X	X
4.1 + 1								X										
4.2		(a)			X	X	X		X	X	X	X		X	X	X	X	X
4.3		(a)			X	X	X		X	X	X	X		X	X	X	X	X
5.1	(d)	(a)			X	X	X		X	X	X	X		X	X	X	X	X
5.2		(a)			X	X	X		X	X	X	X	X	X	X	X	X	X
5.2 + 1												X	X					
6.1		(a)			X	X	X		X	X	X	X		X	X	X	X	X
6.2		(a)			X	X	X		X	X	X	X		X	X	X	X	X
7A, 7B, 7C		(a)			X	X	X		X	X	X	X		X	X	X	X	X
8		(a)			X	X	X		X	X	X	X		X	X	X	X	X
9, 9A	(b)	(a), (b), (c)	(b)	(b)	X	X	X		X	X	X	X		X	X	X	X	X

x Mixed loading permitted.

(a) Mixed loading permitted with 1.4S substances and articles.

(b) Mixed loading permitted between goods of Class 1 and life-saving appliances of Class 9 (UN Nos. 2990, 3072 and 3268).

(c) Mixed loading permitted between safety devices, pyrotechnic of Division 1.4, compatibility group G, (UN No. 0503) and safety devices, electrically initiated of Class 9 (UN No. 3268).

(d) Mixed loading permitted between blasting explosives (except UN No. 0083 explosive, blasting, type C) and ammonium nitrate (UN Nos. 1942 and 2067), ammonium nitrate emulsion or suspension or gel (UN No. 3375) and alkali metal nitrates and alkaline earth metal nitrates provided the aggregate is treated as blasting explosives under Class 1 for the purposes of placarding, segregation, stowage and maximum permissible load. Alkali metal nitrates include caesium nitrate (UN 1451), lithium nitrate (UN 2722), potassium nitrate (UN 1486), rubidium nitrate (UN 1477) and sodium nitrate (UN 1498). Alkaline earth metal nitrates include barium nitrate (UN 1446), beryllium nitrate (UN 2464), calcium nitrate (UN 1454), magnesium nitrate (UN 1474) and strontium nitrate (UN 1507).

7.5.2.2

Packages containing substances or articles of Class 1, bearing a label conforming to models Nos. 1, 1.4, 1.5 or 1.6 which are assigned to different compatibility groups shall not be loaded together in the same wagon or container, unless mixed loading is permitted in accordance with the following Table for the corresponding compatibility groups.

Compatibility Group	B	C	D	E	F	G	H	J	L	N	S
B	X		(a)								X
C		X	X	X		X				(b), (c)	X
D	(a)	X	X	X		X				(b), (c)	X
E		X	X	X		X				(b), (c)	X
F					X						X
G		X	X	X		X					X
H							X				X
J								X			X
L									(d)		
N		(b), (c)	(b), (c)	(b), (c)						(b)	X
S	X	X	X	X	X	X	X	X		X	X

x Mixed loading permitted.

(a) Packages containing articles of compatibility group B and those containing substances or articles of compatibility group D may be loaded together in one wagon or in one container provided they are effectively segregated such that there is no danger of transmission of detonation from the articles of compatibility group B to the substances or articles of compatibility group D. Segregation shall be achieved by the use of separate compartments or by placing one of the two types of explosive in a special containment system. Either method of segregation shall be approved by the competent authority.

- (b) Different types of articles of division 1.6, compatibility group N, may be carried together as articles of division 1.6, compatibility group N, only when it is proven by testing or analogy that there is no additional hazard of sympathetic detonation between the articles. Otherwise they should be treated as hazard division 1.1.
- (c) When articles of compatibility group N are carried with substances or articles of compatibility groups C, D or E, the articles of compatibility group N should be considered as having the characteristics of compatibility group D.
- (d) Packages containing substances and articles of compatibility group L may be loaded together in one wagon or in one container with packages containing the same type of substances and articles of that compatibility group.

7.5.2.3 (Reserved)

7.5.2.4 Mixed loading of dangerous goods packed in limited quantities with any type of explosive substances and articles, except those of Division 1.4 and UN Nos. 0161 and 0499, is prohibited.

7.5.3 Protective distance

Every wagon, large container, portable tank or road vehicle containing substances or articles of Class 1 and bearing a placard conforming to models Nos. 1, 1.5 or 1.6, shall be separated on the same train from wagons, large containers, portable tanks, tank-containers, MEGCs or road vehicles bearing a placard conforming to models Nos. 2.1, 3, 4.1, 4.2, 4.3, 5.1 or 5.2 or road vehicles for which the transport document indicates that they are containing packages bearing a label conforming to models Nos. 2.1, 3, 4.1, 4.2, 4.3, 5.1 or 5.2 by a protective distance.

The requirement for this protective distance is met if the space between the buffer head of a wagon or the end wall of a large container, portable tank or road vehicle and the buffer head of another wagon or the end wall of another large container, portable tank, tank-container, MEGC or road vehicle is:

- (a) at least 18 m, or
- (b) occupied by two 2-axle wagons or a wagon with 4 or more axles.

7.5.4 Precautions with respect to foodstuffs, other articles of consumption and animal feeds

If special provision CW 28 is indicated for a substance or article in column (18) of Table A of Chapter 3.2, precautions with respect to foodstuffs, other articles of consumption and animal feeds shall be taken as follows:

Packages as well as uncleaned empty packagings, including large packagings and intermediate bulk containers (IBCs), bearing labels conforming to models Nos. 6.1 or 6.2 and those bearing labels conforming to model No. 9 containing goods of UN Nos. 2212, 2315, 2590, 3151, 3152 or 3245, shall not be stacked on or loaded in immediate proximity to packages known to contain foodstuffs, other articles of consumption or animal feeds in wagons, in containers and at places of loading, unloading or transhipment.

When these packages, bearing the said labels, are loaded in immediate proximity of packages known to contain foodstuffs, other articles of consumption or animal feeds, they shall be kept apart from the latter:

- (a) by complete partitions which should be as high as the packages bearing the said labels;
- (b) by packages not bearing labels conforming to models Nos. 6.1, 6.2 or 9 or packages bearing labels conforming to model No.9 but not containing goods of UN Nos. 2212, 2315, 2590, 3151, 3152 or 3245; or
- (c) by a space of at least 0.8 m;

unless the packages bearing the said labels are provided with an additional packaging or are completely covered (e.g. by a sheeting, a fibreboard cover or other measures).

7.5.5 (Reserved)

7.5.6 (Reserved)

7.5.7 Handling and stowage

7.5.7.1 Where appropriate the wagon or container shall be fitted with devices to facilitate securing and handling of the dangerous goods. Packages containing dangerous substances and unpackaged dangerous articles shall be secured by suitable means capable of restraining the goods (such as fastening straps, sliding slatboards, adjustable brackets) in the wagon or container in a manner that will prevent any movement during carriage which would change the orientation of the packages or cause them to be damaged. When dangerous goods are carried with other goods (e.g. heavy machinery or crates), all goods shall be securely fixed or packed in the wagons or containers so as to prevent the release of dangerous goods. Movement of packages may also be prevented by filling any voids by the use of dunnage or by blocking and bracing. Where restraints such

as banding or straps are used, these shall not be over-tightened to cause damage or deformation of the package.¹

7.5.7.2 Packages shall not be stacked unless designed for that purpose. Where different design types of packages that have been designed for stacking are to be loaded together, consideration shall be given to their compatibility for stacking with each other. Where necessary, stacked packages shall be prevented from damaging the package below by the use of load-bearing devices.

7.5.7.3 During loading and unloading, packages containing dangerous goods shall be protected from being damaged.

NOTE: Particular attention shall be paid to the handling of packages during their preparation for carriage, the type of wagon or container on which they are to be carried and to the method of loading or unloading, so that accidental damage is not caused through dragging or mishandling the packages.

7.5.7.4 The provisions of 7.5.7.1 shall also apply to the loading, stowage and removal of containers, tank-containers, portable tanks and MEGCs on to and from wagons. When tank-containers, portable tanks and MEGCs do not include, by construction, corner castings as defined in ISO 1496-1 Series 1 freight containers – Specification and testing – Part 1: General cargo containers for general purposes, it shall be verified that the systems used on the tank-containers, portable tanks or MEGCs are compatible with the system on the wagon.

7.5.7.5 (Reserved)

7.5.7.6 Loading of flexible bulk containers

7.5.7.6.1 Flexible bulk containers shall be carried within a wagon or container with rigid sides and ends that extend at least two-thirds of the height of the flexible bulk container.

NOTE: When loading flexible bulk containers in a wagon or container particular attention shall be paid to the guidance on the handling and stowage of dangerous goods referred to in 7.5.7.1.

7.5.7.6.2 Flexible bulk containers shall be secured by suitable means capable of restraining them in the wagon or container in a manner that will prevent any movement during carriage which would change the position of the flexible bulk container or cause it to be damaged. Movement of the flexible bulk containers may also be prevented by filling any voids by the use of dunnage or by blocking and bracing. Where restraints such as banding or straps are used, these shall not be over-tightened to cause damage or deformation to the flexible bulk containers.

7.5.7.6.3 Flexible bulk containers shall not be stacked.

7.5.8 Cleaning after unloading

7.5.8.1 If, when a wagon or container which has contained packaged dangerous goods is unloaded, some of the contents are found to have escaped, the wagon or container shall be cleaned as soon as possible and in any case before reloading.

If it is not possible to do the cleaning locally, the wagon or container shall be carried, with due regard to adequate safety, to the nearest suitable place where cleaning can be carried out.

Carriage is adequately safe if suitable measures have been taken to prevent the uncontrolled release of the dangerous goods that have escaped.

7.5.8.2 Wagons or containers which have been loaded with dangerous goods in bulk shall be properly cleaned before reloading unless the new load consists of the same dangerous goods as the preceding load.

7.5.9 (Reserved)

7.5.10 (Reserved)

¹ Guidance on the stowage of dangerous goods can be found in the IMO/ILO/UNECE Code of Practice for Packing of Cargo Transport Units (CTU Code) (see e.g. Chapter 9 Packing cargo into CTUs and Chapter 10 Additional advice on the packing of dangerous goods). Other guidance is also available from competent authorities and industry and transport bodies, particularly in the "Loading Guidelines – Code of practice for the loading and securing of goods on railway wagons", published by the International Union of Railways (UIC).

7.5.11 Additional provisions applicable to certain classes or specific goods

In addition to the provisions of 7.5.1 to 7.5.4 and 7.5.8, the following special provisions shall apply when an alphanumeric code beginning with "CW" is shown in column (18) of Table A of Chapter 3.2.

CW 1 Before loading, the floor of the wagon or container shall be carefully cleaned by the consignor.

No metal objects in the interior of the wagon or container other than those forming part of the construction of the wagon or container shall be allowed to protrude.

The doors and ventilator shutters of the wagons or containers shall be closed.

Packages shall be so loaded and stowed in the wagon or container that they cannot move or shift. They shall be protected against any chafing or bumping.

CW 2 (Reserved)

CW 3 (Reserved)

CW 4 Substances and articles of compatibility group L shall only be carried as a full load.

CW 5 (Reserved)

CW 6 (Reserved)

CW 7 (Reserved)

CW 8 (Reserved)

CW 9 Packages shall not be thrown or subjected to impact.

CW 10 Cylinders as defined in 1.2.1, shall be laid parallel to or at right angles to the longitudinal axis of the wagon or container; however, those situated near the forward transverse wall shall be laid at right angles to the said axis.

Short cylinders of large diameter (about 30 cm and over) may be stowed longitudinally with their valve-protecting devices directed towards the middle of the wagon or container.

Cylinders which are sufficiently stable or are carried in suitable devices effectively preventing them from overturning may be placed upright.

Cylinders which are laid flat shall be securely and appropriately wedged, attached or secured so that they cannot shift.

Receptacles designed to be rolled shall be laid with their longitudinal axis parallel to that of the wagon or container and shall be secured against any lateral movement.

CW 11 Receptacles shall always be placed in the position for which they were designed and be protected against any possibility of being damaged by other packages.

CW 12 When pallets loaded with articles are stacked, each tier of pallets shall be evenly distributed over the lower tier, if necessary by the interposition of a material of adequate strength.

CW 13 If any substances have leaked and been spilled in a wagon or container, it may not be re-used until after it has been thoroughly cleaned and, if necessary, disinfected or decontaminated. Any other goods and articles carried in the same wagon or container shall be examined for possible contamination.

CW 14 (Reserved)

CW 15 (Reserved)

CW 16 Consignments of UN No. 1749 chlorine trifluoride with a gross mass of more than 500 kg shall only be carried as a full load and in quantities not exceeding 5000 kg per wagon or large container.

CW 17 Packages containing substances of this Class which are to be carried at a specific ambient temperature shall only be carried as a full load. The conditions of carriage shall be agreed between the consignor and the carrier.

CW 18 Packages shall be so stowed that they are readily accessible.

CW 19 (Reserved)

CW 20 (Reserved)

CW 21 (Reserved)

CW 22 Wagons and large containers shall be thoroughly cleaned before loading.

Packages shall be loaded so that a free circulation of air within the loading space provides a uniform temperature of the load. If the contents of one wagon or large container exceed 5000 kg of these substances, the load shall be divided into stacks of not more than 5000 kg separated by air spaces of at least 0.05 m. Packages shall be protected from being damaged by other packages.

CW 23 When handling packages, special measures shall be taken to ensure that they do not come into contact with water.

CW 24 Before loading, wagons and containers shall be thoroughly cleaned and in particular be free of any combustible debris (straw, hay, paper, etc.).

The use of readily flammable materials for stowing packages is prohibited.

CW 25 (Reserved)

CW 26 The wooden parts of a wagon or container which have come into contact with these substances shall be removed and burnt.

CW 27 (Reserved)

CW 28 See 7.5.4.

CW 29 Packages shall be stored upright.

CW 30 (Deleted)

CW 31 Wagons or large containers in which substances of this Class have been carried as full loads, or small containers in which these substances have been carried, shall be checked, after unloading, for any residues of the load.

CW 32 (Reserved)

CW 33 NOTE 1: "Critical group" means a group of members of the public which is reasonably homogeneous with respect to its exposure for a given radiation source and given exposure pathway and is typical of individual receiving the highest effective dose by the given exposure pathway from the given source.

2: "Members of the public" means in a general sense, any individuals in the population except when subject to occupational or medical exposure.

3: "Workers" are any persons who work, whether full time, part-time or temporarily, for an employer and who have recognised rights and duties in relation to occupational radiation protection.

(1) Segregation

(1.1) Packages, overpacks, containers and tanks containing radioactive material and unpackaged radioactive material shall be segregated during carriage:

(a) from workers in regularly occupied working areas:

(i) in accordance with Table A below; or

(ii) by distances calculated using a dose criterion of 5 mSv in a year and conservative model parameters;

NOTE: Workers subject to individual monitoring for the purposes of radiation protection shall not be considered for the purposes of segregation.

(b) from members of the public, in areas where the public has regular access:

(i) in accordance with Table A below; or

(ii) by distances calculated using a dose criterion of 1 mSv in a year and conservative model parameters;

(c) from undeveloped photographic film and mailbags:

(i) in accordance with Table B below; or

(ii) by distances calculated using a radiation exposure criterion for undeveloped photographic film due to the transport of radioactive material for 0.1 mSv per consignment of such film; and

NOTE: Mailbags shall be assumed to contain undeveloped film and plates and therefore be separated from radioactive material in the same way.

(d) from other dangerous goods in accordance with 7.5.2.

Table A: Minimum distances between packages of category II-YELLOW or of category III-YELLOW and persons

Sum of transport indexes not more than	Exposure time per year (hours)			
	Areas where members of the public have regular access		Regularly occupied working areas	
	50	250	50	250
	Segregation distance in metres, no shielding material intervening, from:			
2	1	3	0.5	1
4	1.5	4	0.5	1.5
8	2.5	6	1.0	2.5
12	3	7.5	1.0	3
20	4	9.5	1.5	4
30	5	12	2	5
40	5.5	13.5	2.5	5.5
50	6.5	15.5	3	6.5

Table B: Minimum distances between packages of category II-YELLOW or of category III-YELLOW and packages bearing the word "FOTO", or mailbags

Total number of packages not more than		Sum of transport indexes not more than	Journey or storage duration, in hours							
Category			1	2	4	10	24	48	120	240
III-YEL-LOW	II-YEL-LOW		Minimum distances in metres							
		0.2	0.5	0.5	0.5	0.5	1	1	2	3
		0.5	0.5	0.5	0.5	1	1	2	3	5
	1	1	0.5	0.5	1	1	2	3	5	7
	2	2	0.5	1	1	1.5	3	4	7	9
	4	4	1	1	1.5	3	4	6	9	13
	8	8	1	1.5	2	4	6	8	13	18
1	10	10	1	2	3	4	7	9	14	20
2	20	20	1.5	3	4	6	9	13	20	30
3	30	30	2	3	5	7	11	16	25	35
4	40	40	3	4	5	8	13	18	30	40
5	50	50	3	4	6	9	14	20	32	45

(1.2) Category II-YELLOW or III-YELLOW packages or overpacks shall not be carried in compartments occupied by passengers, except those exclusively reserved for couriers specially authorized to accompany such packages or overpacks.

(1.3) (Reserved)

(2) Activity limits

The total activity in a wagon, for carriage of LSA material or SCO in Industrial Packages Type 1 (Type IP-1), Type 2 (Type IP-2), Type 3 (Type IP-3) or unpackaged, shall not exceed the limits shown in Table C below.

Table C: Wagon activity limits for LSA material and SCO in industrial packages or unpackaged

Nature of material or object	Activity limit for wagon
LSA-I	No limit
LSA-II and LSA-III non-combustible solids	No limit
LSA-II and LSA-III combustible solids, and all liquids and gases	100 A ₂
SCO	100 A ₂

(3) Stowage during carriage and storage in transit

- (3.1) Consignments shall be securely stowed.
- (3.2) Provided that its average surface heat flux does not exceed 15 W/m² and that the immediately surrounding cargo is not in bags, a package or overpack may be carried or stored among packaged general cargo without any special stowage provisions except as may be specifically required by the competent authority in an applicable certificate of approval.
- (3.3) Loading of containers and accumulation of packages, overpacks and containers shall be controlled as follows:
- (a) Except under the condition of exclusive use, and for consignments of LSA-I material, the total number of packages, overpacks and containers in a single wagon shall be so limited that the total sum of the transport indexes in the wagon does not exceed the values shown in Table D below.
 - (b) The radiation level under routine conditions of carriage shall not exceed 2 mSv/h at any point on, and 0.1 mSv/h at 2 m from, the external surface of the wagon, except for consignments carried under exclusive use, for which the radiation limits around the wagon are set forth in (3.5) (b) and (c);
 - (c) The total sum of the criticality safety indexes in a container and or wagon shall not exceed the values shown in Table E below.

Table D: Transport Index limits for containers and wagons not under exclusive use

Type of container or wagon	Limit on total sum of transport indexes in a container or wagon
Small container	50
Large container	50
Wagon	50

Table E: Criticality Safety Index for containers and wagons containing fissile material

Type of container or wagon	Limit on total sum of criticality safety indexes in a container or wagon	
	Not under exclusive use	Under exclusive use
Small container	50	n.a.
Large container	50	100
Wagon	50	100

- (3.4) Any package or overpack having either a transport index greater than 10, or any consignment having a criticality safety index greater than 50, shall be carried only under exclusive use.
- (3.5) For consignments under exclusive use, the radiation level shall not exceed:
- (a) 10 mSv/h at any point on the external surface of any package or overpack, and may only exceed 2 mSv/h provided that:
 - (i) the wagon is equipped with an enclosure which, during routine conditions of carriage, prevents the access of unauthorized persons to the interior of the enclosure;
 - (ii) provisions are made to secure the package or overpack so that its position within the wagon enclosure remains fixed during routine conditions of carriage, and
 - (iii) there is no loading or unloading during the shipment;
 - (b) 2 mSv/h at any point on the outer surfaces of the wagon, including the upper and lower surfaces, or, in the case of an open wagon, at any point on the vertical planes projected from the outer edges of the wagon, on the upper surface of the load, and on the lower external surface of the wagon; and
 - (c) 0.1 mSv/h at any point 2 m from the vertical planes represented by the outer lateral surfaces of the wagon, or, if the load is carried in an open wagon, at any point 2 m from the vertical planes projected from the outer edges of the wagon.

(4) Additional requirements relating to carriage and storage in transit of fissile material

- (4.1) Any group of packages, overpacks, and containers containing fissile material stored in transit in any one storage area shall be so limited that the total sum of the CSIs in the group does not exceed 50. Each group shall be stored so as to maintain a spacing of at least 6 m from other such groups.
- (4.2) Where the total sum of the criticality safety indexes in a wagon or container exceeds 50, as permitted in Table E above, storage shall be such as to maintain a spacing of at least 6 m from other groups of packages, overpacks or containers containing fissile material or other wagons carrying radioactive material.

- (4.3) Fissile material meeting one of the provisions (a) to (f) of 2.2.7.2.3.5 shall meet the following requirements:
- (a) Only one of the provisions (a) to (f) of 2.2.7.2.3.5 is allowed per consignment;
 - (b) Only one approved fissile material in packages classified in accordance with 2.2.7.2.3.5 (f) is allowed per consignment unless multiple materials are authorized in the certificate of approval;
 - (c) Fissile material in packages classified in accordance with 2.2.7.2.3.5 (c) shall be carried in a consignment with no more than 45 g of fissile nuclides;
 - (d) Fissile material in packages classified in accordance with 2.2.7.2.3.5 (d) shall be carried in a consignment with no more than 15 g of fissile nuclides;
 - (e) Unpackaged or packaged fissile material classified in accordance with 2.2.7.2.3.5 (e) shall be carried under exclusive use on a wagon with no more than 45 g of fissile nuclides.

(5) Damaged or leaking packages, contaminated packagings

- (5.1) If it is evident that a package is damaged or leaking, or if it is suspected that the package may have leaked or been damaged, access to the package shall be restricted and a qualified person shall, as soon as possible, assess the extent of contamination and the resultant radiation level of the package. The scope of the assessment shall include the package, the wagon, the adjacent loading and unloading areas, and, if necessary, all other material which has been carried in the wagon. When necessary, additional steps for the protection of persons property and the environment, in accordance with provisions established by the competent authority, shall be taken to overcome and minimize the consequences of such leakage or damage.
- (5.2) Packages damaged or leaking radioactive contents in excess of allowable limits for normal conditions of carriage may be removed to an acceptable interim location under supervision, but shall not be forwarded until repaired or reconditioned and decontaminated.
- (5.3) A wagon and equipment used regularly for the carriage of radioactive material shall be periodically checked to determine the level of contamination. The frequency of such checks shall be related to the likelihood of contamination and the extent to which radioactive material is carried.
- (5.4) Except as provided in paragraph (5.5), any wagon, or equipment or part thereof which has become contaminated above the limits specified in 4.1.9.1.2 in the course of carriage of radioactive material, or which shows a radiation level in excess of 5 µSv/h at the surface, shall be decontaminated as soon as possible by a qualified person and shall not be re-used unless the following conditions are fulfilled:
- (a) the non-fixed contamination shall not exceed the limits specified in 4.1.9.1.2;
 - (b) the radiation level resulting from the fixed contamination shall not exceed 5 µSv/h at the surface.
- (5.5) A container, tank, intermediate bulk container or wagon dedicated to the carriage of unpackaged radioactive material under exclusive use shall be excepted from the requirements of the previous paragraph (5.4) and in 4.1.9.1.2 solely with regard to its internal surfaces and only for as long as it remains under that specific exclusive use.

(6) Other provisions

Where a consignment is undeliverable, the consignment shall be placed in a safe location and the competent authority shall be informed as soon as possible and a request made for instructions on further action.

CW 34 Prior to carriage of pressure receptacles it shall be ensured that the pressure has not risen due to potential hydrogen generation.

CW 35 If bags are used as single packagings, they shall be adequately separated to allow for the dissipation of heat.

CW 36 Packages shall preferably be loaded in open or ventilated wagons or open or ventilated containers. If this is not feasible and packages are carried in other closed wagons or containers, the cargo doors of the wagons or containers shall be marked with the following in letters not less than 25 mm high:

"WARNING
NO VENTILATION
OPEN WITH CAUTION"

This shall be in a language considered appropriate by the consignor.

For UN Nos. 2211 and 3314 this mark is not required when the wagon or container is already marked according to special provision 965 of the IMDG Code².

² Warning mark including the words "CAUTION – MAY CONTAIN FLAMMABLE VAPOUR" with lettering not less than 25 mm high, affixed at each access point in a location where it will be easily seen by persons prior to opening or entering the cargo transport unit.

CW 37 Before loading, these by-products shall be cooled to ambient temperature, unless they have been calcined to remove moisture. Wagons and containers containing bulk loads shall be adequately ventilated and protected against ingress of water throughout the journey. The cargo doors of the closed wagons and closed containers shall be marked with the following in letters not less than 25 mm high:

"WARNING
CLOSED MEANS OF CONTAINMENT
OPEN WITH CAUTION"

This shall be in a language considered appropriate by the consignor.

Chapter 7.6 Provisions for carriage as colis express (express parcels)

In accordance with Article 5 § 1 of Appendix C to COTIF, dangerous goods are only permitted for carriage as express parcels when a special provision with an alphanumeric code beginning with the letters "CE" is shown in column (19) of Table A of Chapter 3.2 specifically authorizing this form of transport, and the conditions of this special provision are complied with.

The following special provisions apply when they are shown under an entry in column (19) of Table A of Chapter 3.2.

- CE 1** An express parcels package shall not weigh more than 40 kg. Express parcels consignments may be loaded in railway wagons which can simultaneously serve for the carriage of persons, but only up to a limit of 100 kg per wagon.
- CE 2** An express parcels package shall not weigh more than 40 kg.
- CE 3** An express parcels package shall not weigh more than 50 kg.
- CE 4** An express parcels package shall not contain more than 45 litres of this substance and shall not weigh more than 50 kg.
- CE 5** An express parcels package shall not contain more than 2 litres of this substance.
- CE 6** An express parcels package shall not contain more than 4 litres of this substance.
- CE 7** An express parcels package shall not contain more than 6 litres of this substance.
- CE 8** An express parcels package shall not contain more than 12 litres of this substance.
- CE 9** An express parcels package shall not contain more than 4 kg of this substance.
- CE 10** An express parcels package shall not contain more than 12 kg of this substance.
- CE 11** An express parcels package shall not contain more than 24 kg of this substance.
- CE 12** When sent as an express parcel, the substance shall be contained in unbreakable receptacles. An express parcels package shall not weigh more than 25 kg.
- CE 13** Only inorganic cyanides containing precious metals, and mixtures of these may be sent as express parcels. In this case, combination packagings with inner packagings of glass, plastics or metal in accordance with 6.1.4.21 shall be used. An express parcels package shall not contain more than 2 kg of the substance.
- Carriage in luggage vans or luggage compartments accessible to passengers shall be authorized if, by means of appropriate measures, packages are placed out of reach of non-authorized persons.
- CE 14** Only substances which are not to be carried at a specific ambient temperature may be forwarded as express parcels. In this case, the following quantity limits shall apply:
- for substances other than those assigned to UN No. 3373 up to 50 ml per package for liquids and up to 50 g per package for solids.
 - for substances assigned to UN No. 3373 in quantities as specified in packing instruction P650 in 4.1.4.1.
 - for body parts or organs, a package shall not weigh more than 50 kg.
- CE 15** For express parcels packages, the sum of the transport indexes on the danger labels in a luggage van or luggage compartment shall not be more than 10. For packages of category III-YELLOW, the carrier may determine the time of delivery of the consignment. An express parcels package shall not weigh more than 50 kg.

Chapter 7.7 Piggyback transport in mixed trains (combined passenger and freight transport)

The carriage of dangerous goods in piggyback transport in trains in which passengers are also travelling shall only be possible with the agreement of, and under the conditions specified by the competent authorities of all the countries involved in the transport operation.

NOTE 1: These provisions shall not affect restrictions arising from the carriers' conditions of carriage under private law.

2: For carriage in the context of the rolling road (accompanied or unaccompanied) (see definition of "piggyback transport" in 1.2.1), see 1.1.4.4.

Unofficial Part of RID

Requirements for the testing of plastics receptacles

Guidelines for 6.1.5.2.7 and 6.5.6.3.6

Laboratory methods using samples for proving chemical compatibility of polyethylene in accordance with the definition in 6.1.5.2.6 and 6.5.6.3.5 with filling substances (substances, mixtures and preparations) as compared with the standard liquids according to 6.1.6.

Carrying out laboratory methods A to C described below will enable determination of the possible deterioration mechanisms on the material of the receptacle for the substances intended to be carried, as compared with the standard liquids in each case.

The deterioration mechanisms to be expected will determine the choice of test method.

The laboratory methods will establish

- softening through swelling (laboratory method A),
- formation of stress cracking (laboratory method B),
- reaction by oxidizing and molecular degradation (laboratory method C),

in the material of the receptacle, where these cannot already be determined on the basis of the formulation, and will in each case be compared with the appropriate standard liquids with similar effects.

Test samples of the same thickness within the tolerance limits indicated shall be used.

Laboratory method A

The increase in mass through swelling is determined using flat test samples from the receptacle material stored at 40°C in the substance intended to be carried and in the standard liquid to be compared.

The change in mass through swelling is determined by weighing the test samples before storage and if the test samples are not more than 2 mm, after a reaction period of 4 weeks, otherwise after a reaction time sufficient for the test samples to reach mass constancy.

In each case, the average value of 3 test samples shall be determined. Test samples shall only be used once.

Laboratory method B (pin insertion procedure)

1. Short description

The performance of a receptacle material made of high density polyethylene with respect to the substance intended to be carried and the appropriate standard liquid is tested using the pin impression test, to the extent that this performance can be influenced by the formation of stress cracking, with or without simultaneous swelling up to 4%.

For the test, the test samples are provided with a drilled hole and a notch, and undergo preliminary storage in the filling substance to be tested and in the appropriate standard liquid. After preliminary storage, a pin of a defined oversize is inserted into the drilled hole.

The test samples prepared thus are then stored in the filling substance to be tested and in the appropriate standard liquid and are removed after storage periods of different duration and tested for residual tensile strength (procedure 3.1) or for the length of time until the test samples crack (procedure 3.2).

By making comparative measurements with the standard liquids "wetting solution", "acetic acid", "normal butyl acetate/normal butyl acetate-saturated wetting solution" or "water" as the test substance, it can be determined whether the degree of deterioration caused by the filling substance to be tested is equal to, more than or less than that of the standard liquid.

2. Test samples

2.1 Form and dimensions

The form and dimensions of the test sample are shown in figure 1. The thickness of the sample should not vary by $\pm 15\%$ of the average value within a test series.

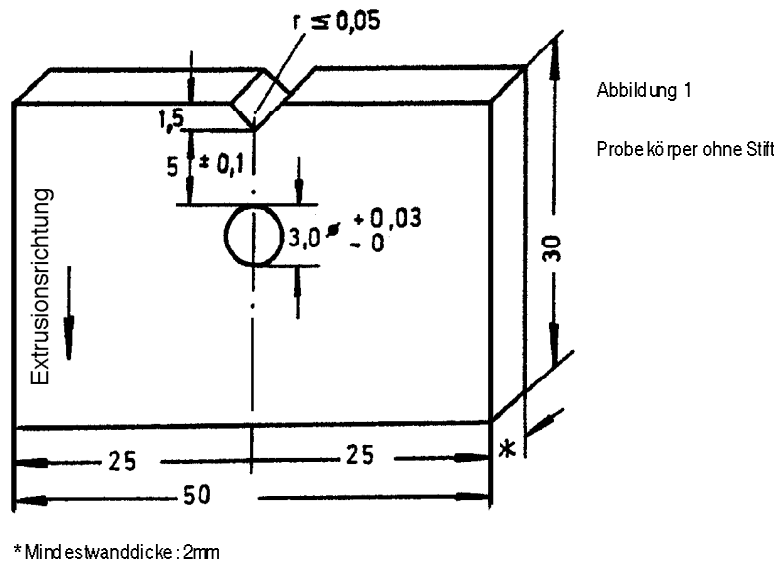
The filling substance to be tested and the appropriate standard liquid are part of the test procedure.

Figure 1

Extrusionsrichtung = direction of extrusion

Probekörper ohne Stift = test sample without pin

Mindestwanddicke: 2mm = minimum wall thickness: 2mm



2.2 Manufacture

The test samples of a test series may be taken from receptacles of the same design type or from the same piece of an extruded semi-finished product.

With regard to machining of test samples, the surface quality obtained by cutting with a saw is sufficient. Ridges that occur during manufacture should simply be removed from the surface which is later to be notched. The test samples shall be notched parallel to the direction of extrusion.

A hole with a diameter of $3 \text{ mm } \begin{smallmatrix} +0,03 \\ -0 \end{smallmatrix}$ is to be drilled into each test sample as shown in Figure 1.

The test sample shall then be provided with a V notch as shown in Figure 1, with a notch radius of ≤ 0.05 mm.

The distance between the bottom of the notch and the perimeter of the hole shall be $5 \text{ mm } \pm 0.1$ mm.

2.3 Number of test samples

To determine the residual tensile strength in accordance with paragraph 3.2, 10 test samples per storage period shall be used. As a rule, at least 5 storage periods shall be used.

In order to determine the time required until the test samples crack in accordance with paragraph 3.3, a total of 15 samples is required.

2.4 Pins

See Figure 2 for the dimensions of the 4 mm thick pins.

Figure 2

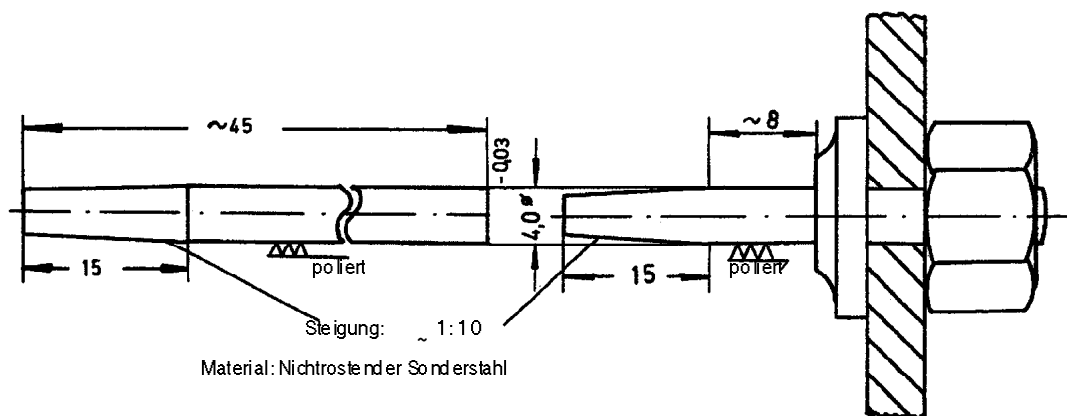
a: Pin to determine residual tensile strength

b: Pin to determine the standing time until the test sample cracks

poliert = polished

Steigung = gradient

Material: Nichtrostender Sonderstahl = Material: stainless (rust-resistant) steel



The preferred material for the pin is stainless steel (e.g. X 12 Cr Si 17).

For substances which can corrode this steel, glass pins shall be used.

3. Test procedure and evaluation

3.1 Preliminary storage of the samples

Before having the pin inserted, the test samples shall undergo preliminary storage for 21 days at $40^{\circ}\text{C} \pm 1^{\circ}\text{C}$ in the test liquids and standard liquids. For standard liquid c) in accordance with 6.1.6.1, preliminary storage shall be in n-butyl acetate.

3.2 Procedure to determine the residual tensile strength curve

3.2.1 Method

The pin in accordance with Figure 2a is inserted into the drilled hole in the test samples past the tapered part on to the cylindrical section.

The samples prepared thus are then immersed in storage receptacles filled with the respective test liquid, thermally conditioned to a temperature of 40°C , and then stored in an oven at $40^{\circ}\text{C} \pm 1^{\circ}\text{C}$. For standard liquid c), this test is carried out using wetting solution with the addition of 2% n-butyl acetate.

The period of time between inserting the pin into the test samples and continuing the storage in the test liquid must be uniformly selected and kept constant for a test series.

The storage periods for determining the time and test liquid related formation of stress cracking shall be selected such that a clear differentiation can be demonstrated between the residual tensile strength curves of the standard liquids tested and the filling substances to be classified with sufficient certainty.

After being removed from the storage receptacle, the pins shall immediately be removed from the test samples and any residual test liquid shall be cleaned off.

After being cooled to room temperature, the test samples shall be split parallel to the notched side through the middle of the drilled hole using a saw cut. Only the notched parts of the test samples shall be used for further testing.

These notched test samples shall then, no later than 8 hours after being removed from the test liquid, be subjected in a tensile testing machine to a uniaxial tensile stress, at a test speed (speed of the moving clamp) of 20 mm/min, until they break. The maximum strength shall be determined. The tensile test shall be carried out at room temperature ($23^{\circ}\text{C} \pm 2^{\circ}\text{C}$) in accordance with ISO/R 527.

3.2.2 Evaluation

The evaluation to determine the effect of the test liquid comprises calculation of the maximum tensile strength of the pre-stored test sample parts without the pin as the zero value, and the maximum tensile strength of the sample after the storage periods t_y where $y \geq 5$ (days). After converting these maximum tensile strength values at t_y into %, compared to the zero value, these values are plotted on a graph as in Figure 3.

A comparison with the corresponding residual tensile strength curves from measurements using the standard liquids "wetting solution" or "acetic acid" or "n-butyl acetate/n-butyl acetate-saturated wetting solution" or "water" then shows whether the filling substance tested has a stronger, weaker or no effect on the same receptacle material (see Figure 3).

Figure 3

Spannungsrißprüfung (Stifteindrückmethode) = stress cracking test (pin impression method)

Füllgut = filling substance

Standardflüssigkeit = standard liquid

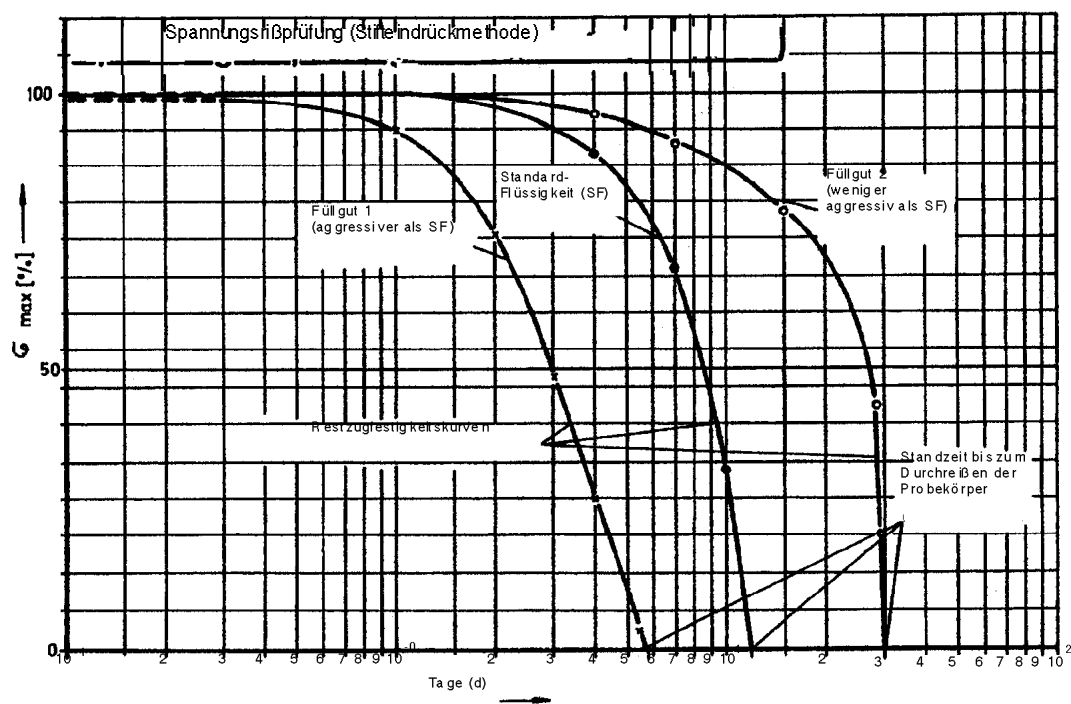
Aggressiver = more aggressive

Weniger aggressiv als = less aggressive than

Restzugfestigkeitskurven = residual tensile strength curves

Standzeit bis zum Durchreißen der Probekörper = time until the test samples crack

Tage = days



3.3 Procedure to determine the time until the test samples crack

3.3.1 Method

15 pins are fully inserted into 15 individual upright test samples in accordance with diagram 2b, which are then placed into a glass tube thermally conditioned to 40°C and filled with the test liquid.

The test temperature is kept constant $\pm 1^\circ\text{C}$. The cracking of the test samples on each pin is ascertained by visual observation. Experience shows that the crack always grows from the base of the notch to the surface of the pin.

3.3.2 Evaluation

The elapsed time T_{SF} with the standard liquid until 8 samples have cracked is decisive for the assessment. It is not necessary to wait for any further cracks to form.

The evaluation is carried out by comparing with the number of samples that cracked using the filling substance. There shall be no more than 8 samples that crack during the time T_{SF} .

3.4 Comment

For this test procedure, the test parameters "storage temperature" and "distance between the bottom of the notch and perimeter of the hole" were selected in such a way that in corresponding tests with the standard liquids "wetting solution", "acetic acid" and "normal butyl acetate/normal butyl acetate-saturated wetting solution", meaningful results in the context of this test procedure can be obtained within an overall test duration of about 28 days. In this case, a high molecular mass polyethylene with a density of $\sim 0.952 \text{ g/cm}^3$ and a Melt Flow Rate (MFR 190°C/21.6 kg load) of $\sim 2.0 \text{ g/10 min}$ was taken as a basis.

As the conclusion of this test procedure should always be a relative conclusion, it is also possible to modify the relative values of the test parameters above in order to reduce the period required for the test. This information must be specified in the test report.

4. Criteria for a satisfactory test result

- 4.1 The test result according to laboratory method A shall not exceed 1% increase in mass through swelling if standard liquid a), "wetting solution" or standard liquid b), "acetic acid" is to be used for making a comparison.

The test result according to laboratory method A with the filling substance being tested shall not exceed the increase in mass through swelling obtained with normal butyl acetate (about 4%) if standard liquid c), "normal butyl acetate/normal butyl acetate-saturated wetting solution" is to be used for making a comparison.

- 4.2 The test result according to laboratory method B shall yield the same or a longer standing time for the filling substance than that for the standard liquids used for the comparison.

Laboratory method C

In order to assess whether the filling substance poses a potential risk of oxidation or molecular degradation for a receptacle material made of high density polyethylene in accordance with 6.1.5.2.6 and 6.5.6.3.5 respectively, the Melt Flow Rate (MFR 190°C/21.6 kg load in accordance with ISO 1133 – Condition 7) of test samples with a thickness range equivalent to the design type, shall be determined before and after storage of these samples in the filling substance to be assessed.

By storing geometrically identical samples in the standard liquid "55% nitric acid" in accordance with 6.1.6.1 (e) and by means of melt flow rate data, it shall be ascertained whether the degree of degradation caused by the filling substance to the material of the receptacle is less, equal or greater.

Samples shall be stored at 40°C until it is possible to make a final assessment, up to a maximum of 42 days.

If the filling substance to be approved produces swelling with an increase in mass of $\geq 1\%$ in accordance with laboratory method A, in order not to affect the result of the measurement, the sample shall be "post-dried" whilst simultaneously checking the mass before the melt flow rate is measured, e.g. by storage in a vacuum drying cabinet at 50°C until mass constancy is reached, as a rule for not more than 7 days.

Criterion for a satisfactory test result:

The increase in the melt flow rate of the receptacle material caused by the filling substance to be approved shall not, be greater than the change caused by the standard liquid "55% nitric acid", including a tolerance limit of 15% necessitated by the test method.